

Neighborhood Development Area Profiles

Instructions & Guidance

OBJECTIVE

The goal of your Neighborhood Development Area profile is to help develop funding priorities in your NDA; inform DYCD policies and practices; and identify and connect with additional resources to strengthen your community.



1 PROCESS

Your profile is part of DYCD's Citywide Community Needs Assessment, which is one of the most important planning tools utilized by the agency for informing program development. To create your profile, we engaged key stakeholders and members in your community to yield invaluable data regarding needs, access to, and availability of resources.

To conduct this assessment, DYCD used a variety of methods for data collection, with the main device being a series of surveys and public hearings.

2 FORMULATION OF NEEDS

To determine needs in your community, we asked community members the following questions:



What programs and services did you and your household receive within the last 12 months?



What are the programs or services that you and your household were unable to access for any reason within the last 12 months?



What are the programs or services you believe are most needed in your community?

3 PROGRAM & SERVICE RESPONSE OPTIONS



To answer these questions, respondents were provided with 29 program, service, and activity topics as response options:

- Adult Education/Literacy
- Afterschool Programs
- Assistance Starting a Business
- Child care/Head Start
- College preparation
- Domestic violence assistance
- Education/Career Counseling
- Emergency Counseling
- English Classes (ESL)
- Eviction Prevention
- Family counseling
- Financial assistance
- Financial education/literacy
- Food and nutrition assistance

- Health Care
- Heating/Utility assistance
- Housing Assistance
- Income Tax Assistance
- Interpersonal Conflict Resolution/Mediation
- Job skills/Employment training
- Legal Services
- Other
- Parenting support
- Safety/Crime prevention
- Senior citizen services
- Substance abuse assistance
- Summer recreation services
- Transportation
- Veteran's Services

4

Categorize Data

To make this data actionable, we the grouped these topics into categories as follows:



- Food & Nutrition Assistance
- Health Care
- Financial Assistance
- Legal Services
- Transportation
- Heating/Utility Assistance
- Income Tax Assistance
- Housing Assistance
- Safety & Crime Prevention
- Emergency Shelter
- Eviction Prevention
- Substance Abuse Assistance



Basic Needs

- English Classes
- Adult Education/Literacy
- College Preparation
- Financial Education/Literacy



Education

- Education/Career Counseling
- Job Skills/Employment Training
- Assistance Starting a Business



Employment & Career Advancement

- Afterschool Programs
- Summer Recreation



Out of School Time

- Child Care/Head Start
- Domestic Violence Assistance
- Family Counseling
- Parenting Support
- Interpersonal Conflict Resolution/Mediation



Family Supports

- Senior Citizen Services
- Veteran's Services



Support for Special Populations


5 Assign Points

1 _____
2 _____

Upon completion of these categorizations, DYCD analyzed the frequency with which each stakeholder selected each program, service, and activity topic. Based on this analysis, we identified the top 10 topics selected by respondents. From there, points were attributed to each category based on the associated topic's ranking. The higher the topic was ranked, the more points were given.

6 Calculate Needs

Once the points were distributed, a sum was calculated to determine the needs you see in your profile!

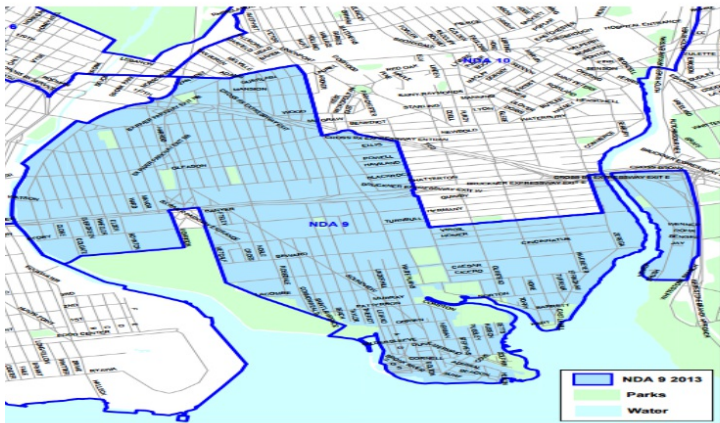


Community Needs Assessment

Neighborhood Development Area Bronx 9: Soundview/Castle Hill

NDA Bronx 9

Demographic Profile



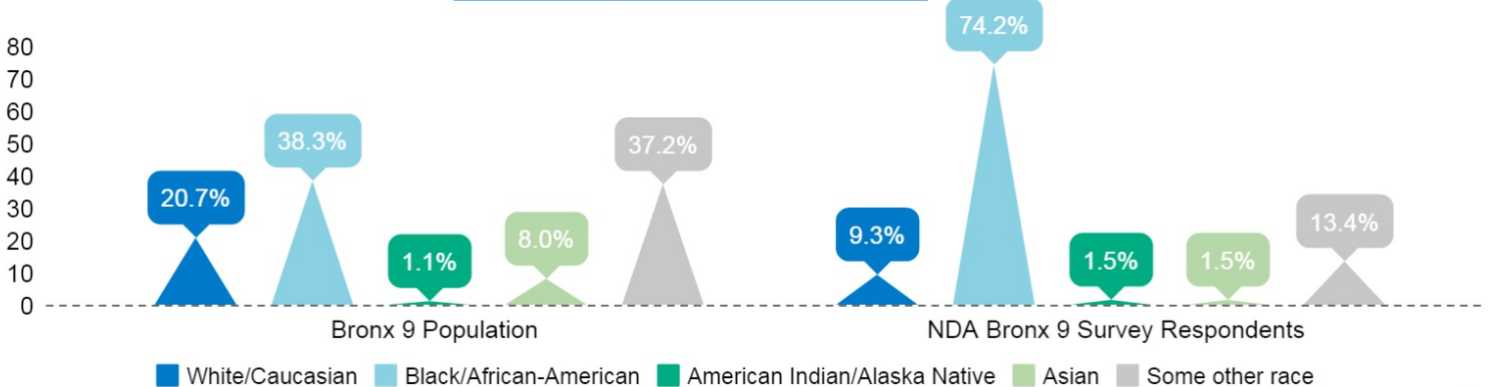
INTRODUCTION

Overall, 277 people in NDA Bronx 9 participated in the Community Needs Assessment Adult Survey. The average age of survey respondents was 49. In terms of gender, 72 percent of respondents selected Female and 28 percent selected Male.

NDA Bronx 9 Population Snapshot

Total Population	186,386
Total Population, 18 Years Old +	139,821
Population below poverty level	28.2%

Race



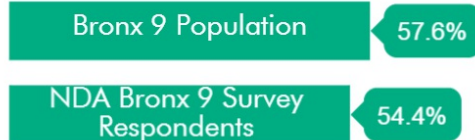
Top Languages Spoken at Home*

- Bronx 9 Population**
- Spanish
 - Bengali
 - Kru, Ibo, Yoruba


- NDA Bronx 9 Survey Respondents**
- Spanish
 - Bengali
 - Urdu

Ethnicity

Hispanic/Latino Origin



Population



**Other than English

NDA Bronx 9

Program, Service & Activity Needs



Adults in NDA Bronx 9

SUMMARY OF NEEDS

With respect to programs, services, and/or activities under the CNA categories:

Respondents indicated that those categorized as Basic Needs and Employment and Career Advancement were identified as most "utilized," "needed, but not received," and most "needed" in their community.

Respondents indicated that those categorized as Out of School Time were among the "most needed" in their community and "utilized" by respondents, but they were not among the most "needed" by respondents.

In contrast, respondents indicated that those categorized as Supports for Special Populations were among the most "needed" by respondents, but were not among the most "utilized" by respondents or "most needed" in their community.

STAKEHOLDER INPUT

Key Informants

(Elected Officials & Community Board Leadership):

The most needed program or services identified by key informants in NDA Bronx 9 were legal services, housing assistance, out of school time, emergency shelters, and college access.

Public Hearings:

The most referenced issues that emerged from a public hearing conducted by DYCD in NDA Bronx 9 on December 5, 2016 was senior citizen services, followed by adult education, housing/homelessness, job/employment opportunities, and immigrant supports.

Utilization Trends

Programs, services, and/or activities that respondent and their household members received within the last 12 months

#1
Basic Needs

#3
Employment & Career Advancement

#2
Out of School Time

Service Gaps

Programs, services, and/or activities that respondent and their household needed, but did not receive within the last 12 months



#1
Basic Needs



#2
Employment & Career Advancement



#3
Supports for Special Populations

Community Needs

Programs, services, and/or activities that respondents believe is most needed in NDA Bronx 9



#1
Employment &
Career
Advancement



#2
Basic Needs



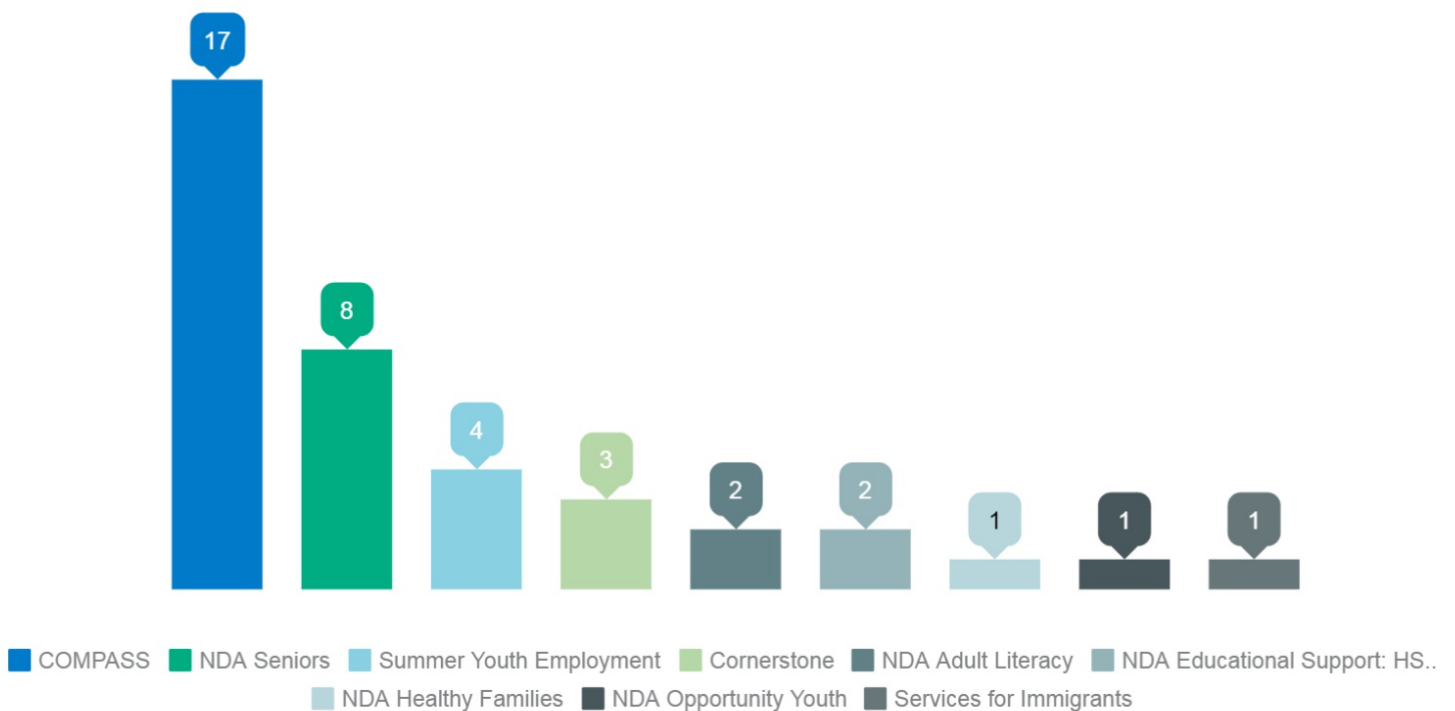
#3
Out of School Time

NDA Bronx 9

Resources Available in Your NDA



DYCD Programs in Bronx 9***



***This chart represents number of programs as of 4/5/17. Numbers are not exhaustive and are subject to change

Other City Agencies****



Basic Needs



- Mayor's Office of Immigrant Affairs
- Administration of Children's Services:
 - Juvenile Justice Program
- Department for the Aging:
 - Home Delivered Meals & In-Home Services
- Department of Health & Mental Hygiene:
 - NYC Teens Connection
 - Family Resource Centers
- Human Resources Administration:
 - Cash Assistance
- Supplemental Nutrition Assistance (SNAP)
- Office of Child Support Enforcement
- Office of Citywide Health Insurance Access



Education



- Department of Consumer Affairs:
 - Office of Financial Empowerment
- Department of Education
 - Living for the young family through Education Program
 - Division of English Language Learners



Employment & Career Advancement



- Department for the Aging:
 - Job Training & Advocacy
- Department of Small Business Services:
 - Workforce 1 Career Center
 - Community Partners Program
- Human Resources Administration
 - Employment Services



Family Supports



- Human Resources Administration
 - Domestic Violence Support
- Office of Child Support Enforcement
- Department for the Aging:
 - Elder Abuse & Crime Victim Services
- Department of Health & Mental Hygiene:
 - District Public Health Offices
 - Newborn Home Visiting Program
 - Nurse Family Partnership
- Administration for Children's Services
 - Adult Protective Services
 - Preventive Services
 - Keeping Children Safe
- Mayor's Office to Combat Domestic Violence
 - Healthy Relationship Training Academy



Supports for Special Populations



- Department for the Aging
 - General Office
 - Senior Centers
- Social Security Administration
- Department of Finance
 - Senior Citizen Rent Increase Exemption
 - Disability Rent Increase Exemption

SUPPLEMENTARY DATA BRONX NDA 9

What are the programs or services that you and your household received within the last 12 months?

Bronx NDA 9: Activity, Program, or Service: Needed and Received	
Health Care (Dental, Medical, Mental Health Services)	17%
Food and Nutrition Assistance	8%
Afterschool Programs	8%
Housing Assistance	7%
Income Tax Assistance	6%
Education/Career Counseling	5%
Child Care/Head Start	4%
Summer Recreation	4%
Transportation	4%
Adult Education/Literacy	3%
Financial Assistance	3%
Legal Services	3%
College Preparation	3%
Parenting Support	2%
Safety/Crime Prevention	2%
Senior Citizen Services	2%
English Classes	1%
Heating/Utility Assistance	1%
Veteran's Services	1%
Assistance Starting a Business	1%
Domestic Violence Prevention	1%
Emergency Shelter	1%
Family Counseling	1%
Financial Education/Literacy	1%
Interpersonal Conflict Resolution/Mediation	1%
Job Skills/Employment Training	1%
Eviction Prevention	0%
Substance Abuse Assistance	0%

SUPPLEMENTARY DATA BRONX NDA 9

What are the programs or services that you and your household were unable to access for any reason within the last 12 months?

Bronx NDA 9: Activity, Program, or Service: Needed, but Did Not Receive	
Senior Citizen Services	4%
Job Skills/Employment Training	4%
Food and Nutrition Assistance	3%
Transportation	3%
Afterschool Programs	3%
Legal Services	3%
Child Care/Head Start	3%
Education/Career Counseling	3%
Summer Recreation	3%
English Classes	3%
Safety/Crime Prevention	3%
College Preparation	2%
Housing Assistance	2%
Assistance Starting a Business	2%
Financial Assistance	1%
Income Tax Assistance	1%
Financial Education/Literacy	1%
Heating/Utility Assistance	1%
Veteran's Services	1%
Domestic Violence Prevention	0%
Emergency Shelter	0%
Eviction Prevention	0%
Parenting Support	0%
Substance Abuse Assistance	0%
Adult Education/Literacy	0%
Family Counseling	0%
Health Care (Dental, Medical, Mental Health Services)	0%
Interpersonal Conflict Resolution/Mediation	0%

SUPPLEMENTARY DATA BRONX NDA 9

What are the programs or services that you believe are most needed in your community?

Bronx NDA 9: Activity, Program, or Service: Most Needed in the Community	
Job skills/Employment training	29%
Afterschool Programs	17%
Safety/Crime prevention	17%
Senior citizen services	16%
Education/Career Counseling	13%
Adult Education/Literacy	13%
English Classes (ESL)	12%
Food and nutrition assistance	12%
Housing Assistance	12%
Summer recreation services	12%
College preparation	11%
Transportation	11%
Legal Services	10%
Child care/Head Start	9%
Financial assistance	9%
Financial education/literacy	9%
Eviction Prevention	8%
Health Care	8%
Parenting support	8%
Income Tax Assistance	7%
Family counseling	7%
Domestic violence assistance	7%
Interpersonal Conflict Resolution/Mediation	5%
Heating/Utility assistance	5%
Substance abuse assistance	5%
Veterans services	5%
Assistance Starting a Business	4%
Emergency Shelter	4%