

# Neighborhood Development Area Profiles

## Instructions & Guidance

### OBJECTIVE

The goal of your Neighborhood Development Area profile is to help develop funding priorities in your NDA; inform DYCD policies and practices; and identify and connect with additional resources to strengthen your community.



### 1 PROCESS

Your profile is part of DYCD's Citywide Community Needs Assessment, which is one of the most important planning tools utilized by the agency for informing program development. To create your profile, we engaged key stakeholders and members in your community to yield invaluable data regarding needs, access to, and availability of resources.

To conduct this assessment, DYCD used a variety of methods for data collection, with the main device being a series of surveys and public hearings.

## 2 FORMULATION OF NEEDS

To determine needs in your community, we asked community members the following questions:



What programs and services did you and your household receive within the last 12 months?



What are the programs or services that you and your household were unable to access for any reason within the last 12 months?



What are the programs or services you believe are most needed in your community?

## 3 PROGRAM & SERVICE RESPONSE OPTIONS



To answer these questions, respondents were provided with 29 program, service, and activity topics as response options:

- Adult Education/Literacy
- Afterschool Programs
- Assistance Starting a Business
- Child care/Head Start
- College preparation
- Domestic violence assistance
- Education/Career Counseling
- Emergency Counseling
- English Classes (ESL)
- Eviction Prevention
- Family counseling
- Financial assistance
- Financial education/literacy
- Food and nutrition assistance

- Health Care
- Heating/Utility assistance
- Housing Assistance
- Income Tax Assistance
- Interpersonal Conflict Resolution/Mediation
- Job skills/Employment training
- Legal Services
- Other
- Parenting support
- Safety/Crime prevention
- Senior citizen services
- Substance abuse assistance
- Summer recreation services
- Transportation
- Veteran's Services

# 4

## Categorize Data

To make this data actionable, we the grouped these topics into categories as follows:



- Food & Nutrition Assistance
- Health Care
- Financial Assistance
- Legal Services
- Transportation
- Heating/Utility Assistance
- Income Tax Assistance
- Housing Assistance
- Safety & Crime Prevention
- Emergency Shelter
- Eviction Prevention
- Substance Abuse Assistance



### Basic Needs

- English Classes
- Adult Education/Literacy
- College Preparation
- Financial Education/Literacy



### Education

- Education/Career Counseling
- Job Skills/Employment Training
- Assistance Starting a Business



### Employment & Career Advancement

- Afterschool Programs
- Summer Recreation



### Out of School Time

- Child Care/Head Start
- Domestic Violence Assistance
- Family Counseling
- Parenting Support
- Interpersonal Conflict Resolution/Mediation




### Family Supports

- Senior Citizen Services
- Veteran's Services



### Support for Special Populations

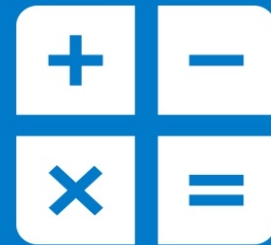
## 5 Assign Points



Upon completion of these categorizations, DYCD analyzed the frequency with which each stakeholder selected each program, service, and activity topic. Based on this analysis, we identified the top 10 topics selected by respondents. From there, points were attributed to each category based on the associated topic's ranking. The higher the topic was ranked, the more points were given.

## 6 Calculate Needs

Once the points were distributed, a sum was calculated to determine the needs you see in your profile!

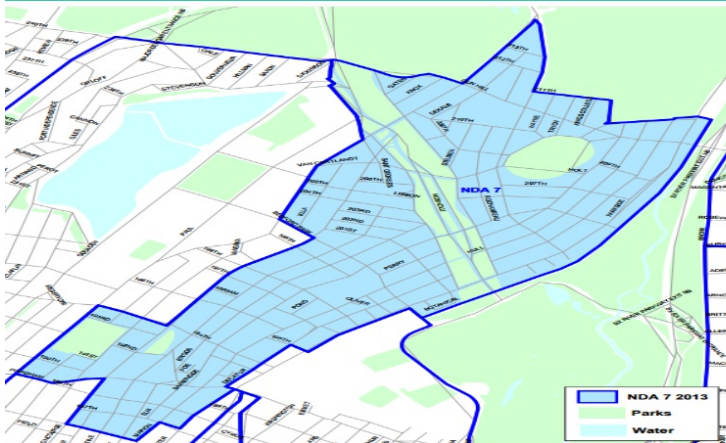


# Community Needs Assessment

Neighborhood Development Area Bronx 7:  
 Bedford Park/Norwood

## NDA Bronx 7

## Demographic Profile



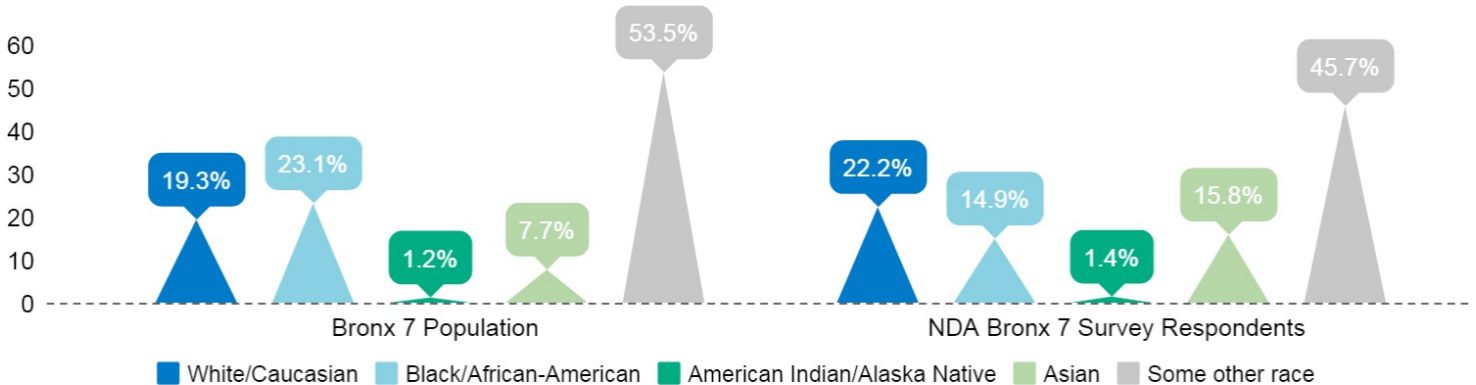
## INTRODUCTION

Overall, 326 people in NDA Bronx 7 participated in the Community Needs Assessment Adult Survey. The average age of survey respondents was 52. In terms of gender, 68 percent of respondents selected Female, 31 percent selected Male, and 1 percent selected Other.

## NDA Bronx 7 Population Snapshot

Total Population	125,254
Total Population, 18 Years Old +	92,640
Population below poverty level	31.9%

## Race



## Top Languages Spoken at Home\*


Bronx 7 Population	NDA Bronx 7 Survey Respondents
1. Spanish	1. Spanish
2. Bengali	2. Korean
3. Kru, Ibo, Yoruba	3. Chinese
	4. Bengali

## Ethnicity

### Hispanic/Latino Origin

Bronx 7 Population	67.0%
NDA Bronx 7 Survey Respondents	60.8%

## Population



\*\*Other than English

## NDA Bronx 7

# Program, Service & Activity Needs



# UNMET NEED

## Adults in NDA Bronx 7

### SUMMARY OF NEEDS

With respect to programs, services, and/or activities under the CNA categories:

Respondents indicated that those categorized as Basic Needs and Education were identified as most "utilized," "needed, but not received," and most "needed" in their community.

Respondents indicated that those categorized as Supports for Special Populations were among the "most needed" in their community and "utilized" by respondents, but they were not among the most "needed, but not received" by respondents.

In contrast, respondents indicated that those categorized as Family Supports were among the most "needed, but not received" by respondents, but they were not the most "utilized" by respondents or the "most needed" in their community.

### STAKEHOLDER INPUT

#### Key Informants (Elected Officials & Community Board Leadership):

The most needed program or services identified by key informants in NDA Bronx 7 were employment assistance and supports related to housing, food, utilities, and child care.

#### Public Hearings:

The most referenced issues that emerged from a public hearing conducted by DYCD in NDA Bronx 7 on February 7, 2017 was job/employment opportunities, followed by out of school time programming, adult education, food insecurity, mental health services, and immigrant supports

### Utilization Trends

Programs, services, and/or activities that respondent and their household members received within the last 12 months

#1  
Basic Needs

#3  
Supports for Special Populations

#2  
Education

### Service Gaps

Programs, services, and/or activities that respondent and their household needed, but did not receive within the last 12 months



#1

Basic Needs



#2

Family Supports



#3

Education

## Community Needs

Programs, services, and/or activities that respondents believe is most needed in NDA Bronx 7



**#1**  
Basic Needs



**#2**  
Education



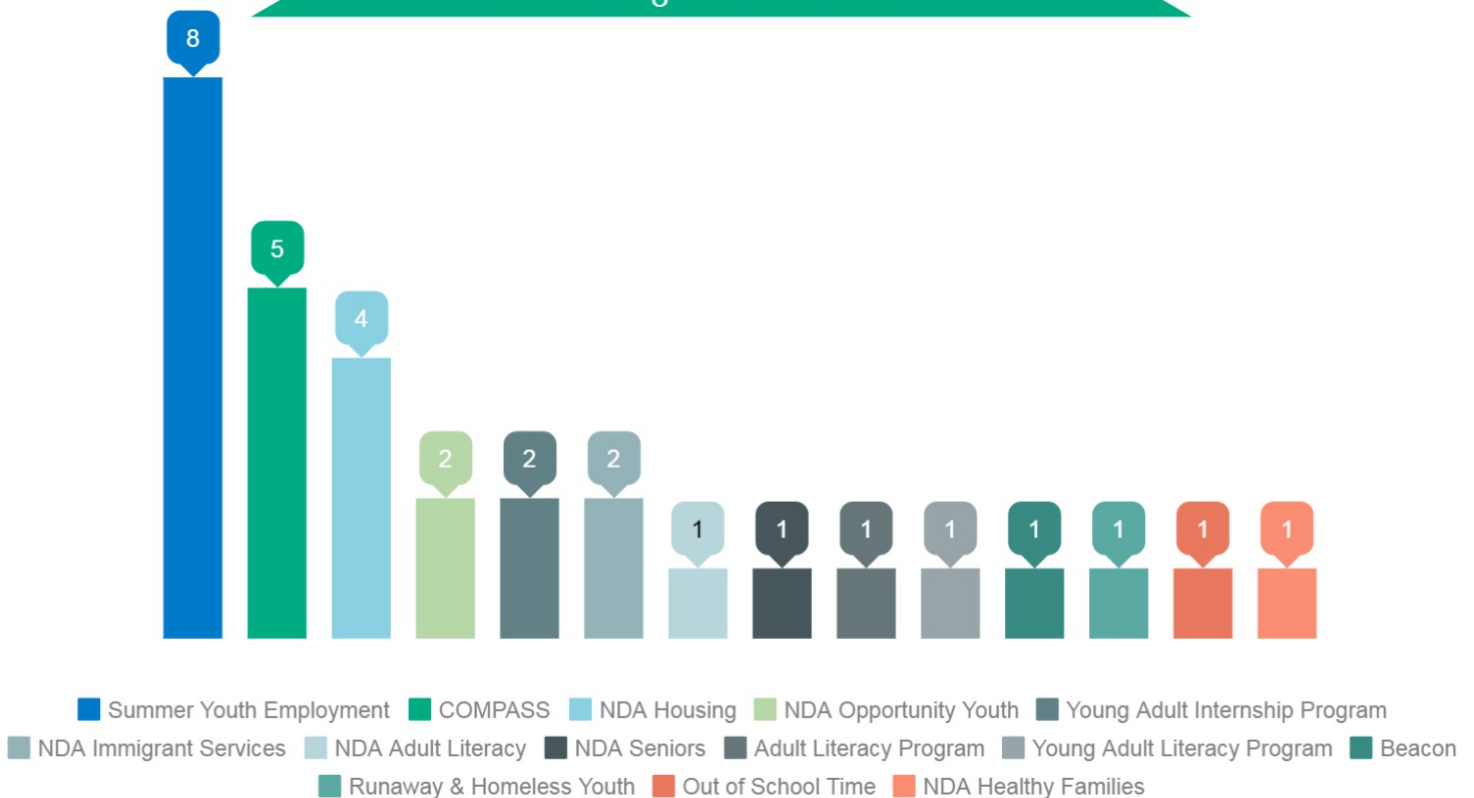
**#3**  
Supports for Special Populations

### NDA Bronx 7

## Resources Available in Your NDA



### DYCD Programs in Bronx 7\*\*\*



\*\*\*This chart represents number of programs as of 4/5/17. Numbers are not exhaustive and are subject to change

# Other City Agencies\*\*\*\*



## Basic Needs



- Mayor's Office of Immigrant Affairs
- Administration of Children's Services:
  - Juvenile Justice Program
- Department for the Aging:
  - Home Delivered Meals & In-Home Services
- Department of Health & Mental Hygiene:
  - NYC Teens Connection
  - Family Resource Centers
- Human Resources Administration:
  - Cash Assistance
  - Supplemental Nutrition Assistance (SNAP)
  - Office of Child Support Enforcement
  - Office of Citywide Health Insurance Access



## Education



- Department of Consumer Affairs:
  - Office of Financial Empowerment
- Department of Education
  - Living for the young family through Education Program
  - Division of English Language Learners



## Employment & Career Advancement



- Department for the Aging:
  - Job Training & Advocacy
- Department of Small Business Services:
  - Workforce 1 Career Center
  - Community Partners Program
- Human Resources Administration
  - Employment Services



## Family Supports



- Human Resources Administration
  - Domestic Violence Support
  - Office of Child Support Enforcement
- Department for the Aging:
  - Elder Abuse & Crime Victim Services
- Department of Health & Mental Hygiene:
  - District Public Health Offices
  - Newborn Home Visiting Program
  - Nurse Family Partnership
- Administration for Children's Services
  - Adult Protective Services
  - Preventive Services
  - Keeping Children Safe
- Mayor's Office to Combat Domestic Violence
  - Healthy Relationship Training Academy



## Supports for Special Populations



- Department for the Aging
  - General Office
  - Senior Centers
- Social Security Administration
- Department of Finance
  - Senior Citizen Rent Increase Exemption
  - Disability Rent Increase Exemption



## SUPPLEMENTARY DATA BRONX NDA 7

**What are the programs or services that you and your household received within the last 12 months?**

Bronx NDA 7: Activity, Program, or Service: Needed and Received	
<b>Food and Nutrition Assistance</b>	<b>19%</b>
<b>Health Care (Dental, Medical, Mental Health Services)</b>	<b>15%</b>
<b>English Classes</b>	<b>10%</b>
Financial Assistance	7%
Senior Citizen Services	7%
Legal Services	6%
Afterschool Programs	5%
Transportation	5%
Heating/Utility Assistance	4%
Income Tax Assistance	4%
Housing Assistance	4%
Summer Recreation	4%
Adult Education/Literacy	3%
Veteran's Services	2%
College Preparation	2%
Education/Career Counseling	2%
Safety/Crime Prevention	2%
Emergency Shelter	1%
Job Skills/Employment Training	1%
Financial Education/Literacy	1%
Child Care/Head Start	1%
Domestic Violence Prevention	1%
Eviction Prevention	1%
Family Counseling	1%
Interpersonal Conflict Resolution/Mediation	1%
Parenting Support	1%
Assistance Starting a Business	0%
Substance Abuse Assistance	0%

## SUPPLEMENTARY DATA BRONX NDA 7

**What are the programs or services that you and your household were unable to access for any reason within the last 12 months?**

<b>Bronx NDA 7: Activity, Program, or Service: Needed, but Did Not Receive</b>	
<b>Food and Nutrition Assistance</b>	<b>6%</b>
<b>Housing Assistance</b>	<b>5%</b>
<b>English Classes</b>	<b>4%</b>
<b>Legal Services</b>	<b>4%</b>
<b>Child Care/Head Start</b>	<b>4%</b>
<b>Senior Citizen Services</b>	<b>4%</b>
Summer Recreation	3%
Parenting Support	3%
Afterschool Programs	2%
College Preparation	2%
Education/Career Counseling	2%
Safety/Crime Prevention	2%
Family Counseling	2%
Financial Education/Literacy	2%
Transportation	2%
Heating/Utility Assistance	1%
Job Skills/Employment Training	1%
Assistance Starting a Business	1%
Emergency Shelter	1%
Financial Assistance	1%
Income Tax Assistance	1%
Adult Education/Literacy	1%
Domestic Violence Prevention	1%
Health Care (Dental, Medical, Mental Health Services)	0%
Interpersonal Conflict Resolution/Mediation	0%
Eviction Prevention	0%
Veteran's Services	0%
Substance Abuse Assistance	0%

## SUPPLEMENTARY DATA BRONX NDA 7

**What are the programs or services that you believe are most needed in your community?**

<b>Bronx NDA 7: Activity, Program, or Service: Most Needed in the Community</b>	
<b>Senior citizen services</b>	<b>30%</b>
<b>Housing Assistance</b>	<b>18%</b>
<b>English Classes (ESL)</b>	<b>17%</b>
<b>Safety/Crime prevention</b>	<b>14%</b>
Afterschool Programs	13%
Adult Education/Literacy	8%
Health Care	8%
Legal Services	8%
Summer recreation services	8%
Child care/Head Start	7%
Financial assistance	7%
Food and nutrition assistance	7%
Job skills/Employment training	7%
Education/Career Counseling	7%
Substance abuse assistance	7%
Transportation	7%
Domestic violence assistance	6%
Eviction Prevention	6%
College preparation	5%
Family counseling	5%
Other	5%
Veterans services	5%
Financial education/literacy	4%
Income Tax Assistance	4%
Parenting support	4%
Emergency Shelter	3%
Assistance Starting a Business	3%
Heating/Utility assistance	2%