

# Neighborhood Development Area Profiles

## Instructions & Guidance

### OBJECTIVE

The goal of your Neighborhood Development Area profile is to help develop funding priorities in your NDA; inform DYCD policies and practices; and identify and connect with additional resources to strengthen your community.



### 1 PROCESS

Your profile is part of DYCD's Citywide Community Needs Assessment, which is one of the most important planning tools utilized by the agency for informing program development. To create your profile, we engaged key stakeholders and members in your community to yield invaluable data regarding needs, access to, and availability of resources.

To conduct this assessment, DYCD used a variety of methods for data collection, with the main device being a series of surveys and public hearings.

## 2

## FORMULATION OF NEEDS

To determine needs in your community, we asked community members the following questions:



What programs and services did you and your household receive within the last 12 months?



What are the programs or services that you and your household were unable to access for any reason within the last 12 months?



What are the programs or services you believe are most needed in your community?

## 3

## PROGRAM & SERVICE RESPONSE OPTIONS



To answer these questions, respondents were provided with 29 program, service, and activity topics as response options:

Adult Education/Literacy  
Afterschool Programs  
Assistance Starting a Business  
Child care/Head Start  
College preparation  
Domestic violence assistance  
Education/Career Counseling  
Emergency Counseling  
English Classes (ESL)  
Eviction Prevention  
Family counseling  
Financial assistance  
Financial education/literacy  
Food and nutrition assistance

Health Care  
Heating/Utility assistance  
Housing Assistance  
Income Tax Assistance  
Interpersonal Conflict Resolution/Mediation  
Job skills/Employment training  
Legal Services  
Other  
Parenting support  
Safety/Crime prevention  
Senior citizen services  
Substance abuse assistance  
Summer recreation services  
Transportation  
Veteran's Services

# 4

## Categorize Data

To make this data actionable, we the grouped these topics into categories as follows:



Food & Nutrition Assistance  
Health Care  
Financial Assistance  
Legal Services  
Transportation  
Heating/Utility Assistance  
Income Tax Assistance  
Housing Assistance  
Safety & Crime Prevention  
Emergency Shelter  
Eviction Prevention  
Substance Abuse Assistance



### Basic Needs

English Classes  
Adult Education/Literacy  
College Preparation  
Financial Education/Literacy



### Education

Education/Career Counseling  
Job Skills/Employment Training  
Assistance Starting a Business



### Employment & Career Advancement

Afterschool Programs  
Summer Recreation



### Out of School Time

Child Care/Head Start  
Domestic Violence Assistance  
Family Counseling  
Parenting Support  
Interpersonal Conflict Resolution/Mediation



### Family Supports

Senior Citizen Services  
Veteran's Services



### Support for Special Populations

5

## Assign Points

1 \_\_\_\_\_  
2 \_\_\_\_\_  
\_\_\_\_\_  
\_\_\_\_\_

Upon completion of these categorizations, DYCD analyzed the frequency with which each stakeholder selected each program, service, and activity topic. Based on this analysis, we identified the top 10 topics selected by respondents. From there, points were attributed to each category based on the associated topic's ranking. The higher the topic was ranked, the more points were given.

6

## Calculate Needs

Once the points were distributed, a sum was calculated to determine the needs you see in your profile!



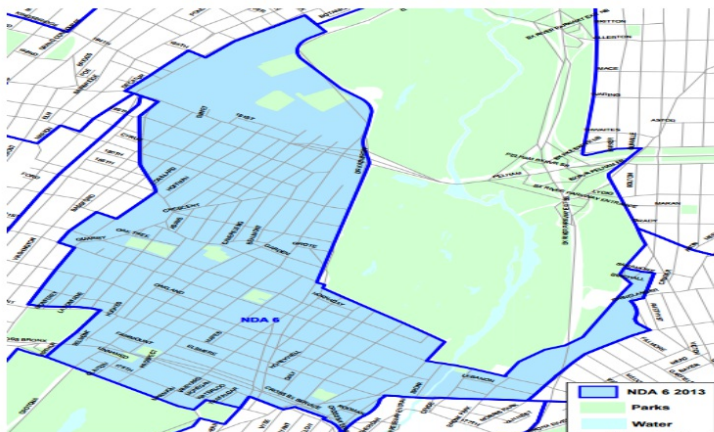


# Community Needs Assessment

Neighborhood Development Area Bronx 6:  
Belmont / Tremont

## NDA Bronx 6

## Demographic Profile



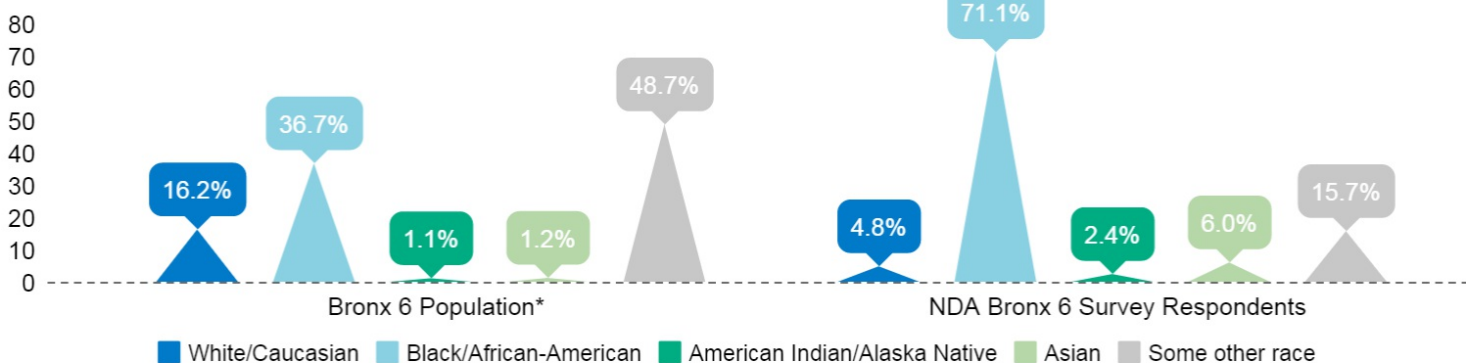
## INTRODUCTION

Overall, 183 people in NDA Bronx 6 participated in the Community Needs Assessment Adult Survey. The average age of survey respondents was 34. In terms of gender, 61 percent of respondents selected Female and 35 percent selected Male.

## NDA Bronx 6 Population Snapshot\*

Total Population	166,534
Total Population, 18 Years Old +	115,634
Population below poverty level	44.0%

## Race



## Top Languages Spoken at Home\*\*

Bronx 6 Population*	NDA Bronx 6 Survey Respondents
1. Spanish	1. Spanish
2. Kru, Ibo, Yoruba	2. Russian
3. French	3. Creole
	4. Arabic

## Ethnicity

### Hispanic/Latino Origin

Bronx 6 Population*	62.7%
NDA Bronx 6 Survey Respondents	48.2%

## Population



\*Census data is only given for the combined areas of Bronx 3 & Bronx 6. All demographic data includes both areas.

\*\*Other than English

## NDA Bronx 6

# Program, Service & Activity Needs



# UNMET NEED

## Adults in NDA Bronx 6

### SUMMARY OF NEEDS

With respect to programs, services, and/or activities under the CNA categories:

Respondents indicated that those categorized as Basic Needs were identified as most "utilized," "needed, but not received," and most "needed" in their community.

Although respondents indicated that those categorized Out of School Time were most "utilized" and "needed, but not received", they were not among the most "needed" in their community.

In contrast, respondents indicated that those categorized as Employment and Career Advancement were among the "most needed" in their community and "needed, but not received" by respondents, but they were not among the most "utilized" by respondents.

### STAKEHOLDER INPUT

#### Key Informants

#### (Elected Officials & Community Board Leadership):

The most needed program or service categories identified by key informants in NDA Bronx 6 were economic/community development, employment training, college preparation, and adult education

#### Public Hearings:

The most referenced issues that emerged from a public hearing conducted by DYCD in NDA Bronx 6 on February 16, 2017 was housing/homelessness, adult education, and family supports.

### Utilization Trends

Programs, services, and/or activities that respondent and their household members received within the last 12 months

#1  
Basic Needs

#3  
Education

#2  
Out of School Time

### Service Gaps

Programs, services, and/or activities that respondent and their household needed, but did not receive within the last 12 months



#1  
Basic Needs



#2  
Employment & Career  
Advancement



#3  
Out of School Time



## Community Needs

Programs, services, and/or activities that respondents believe is most needed in NDA Bronx 6



**#1**  
Basic Needs



**#2**  
Education



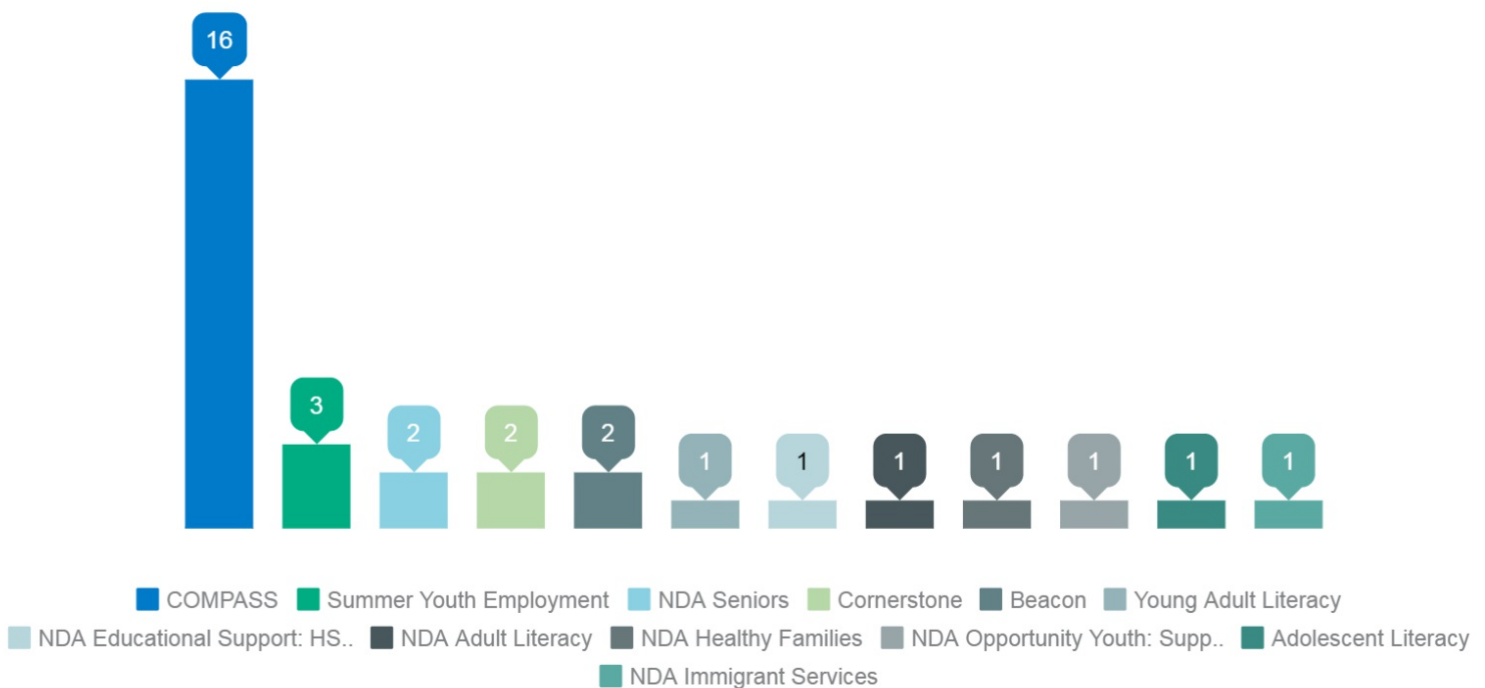
**#3**  
Employment & Career Advancement

### NDA Bronx 6

## Resources Available in Your NDA



### DYCD Programs in Bronx 6\*\*\*



\*\*\*This chart represents number of programs as of 4/5/17. Numbers are not exhaustive and are subject to change

## Other City Agencies\*\*\*\*



### Basic Needs



Mayor's Office of Immigrant Affairs  
Administration of Children's Services:  
- Juvenile Justice Program

Department for the Aging:  
- Home Delivered Meals & In-Home Services  
Department of Health & Mental Hygiene:  
- NYC Teens Connection  
- Family Resource Centers

Human Resources Administration:  
- Cash Assistance  
- Supplemental Nutrition Assistance (SNAP)  
- Office of Child Support Enforcement  
Office of Citywide Health Insurance Access



### Education



Department of Consumer Affairs:  
- Office of Financial Empowerment

Department of Education  
- Living for the young family  
through Education Program  
- Division of English Language  
Learners



### Employment & Career Advancement



Department for the Aging:  
- Job Training & Advocacy

Department of Small  
Business Services:  
- Workforce 1 Career Center  
Community Partners Program  
Human Resources Administration  
- Employment Services



### Family Supports



Human Resources Administration  
- Domestic Violence Support  
- Office of Child Support Enforcement

Department for the Aging:  
- Elder Abuse & Crime Victim Services

Department of Health & Mental Hygiene:  
- District Public Health Offices  
- Newborn Home Visiting Program  
- Nurse Family Partnership

Administration for Children's Services  
- Adult Protective Services  
- Preventive Services  
- Keeping Children Safe

Mayor's Office to Combat Domestic Violence  
- Healthy Relationship Training Academy



### Supports for Special Populations



Department for the Aging  
- General Office  
- Senior Centers

Social Security Administration

Department of Finance  
- Senior Citizen Rent Increase Exemption  
- Disability Rent Increase Exemption

\*\*\*\* Citywide agencies listed here  
are not exhaustive and are subject  
to change



## SUPPLEMENTARY DATA BRONX NDA 6

**What are the programs or services that you and your household received within the last 12 months?**

Bronx NDA 6: Activity, Program, or Service: Needed and Received	
<b>Afterschool Programs</b>	<b>17%</b>
<b>Health Care (Dental, Medical, Mental Health Services)</b>	<b>9%</b>
<b>Summer Recreation</b>	<b>7%</b>
Adult Education/Literacy	6%
Income Tax Assistance	6%
English Classes	5%
Child Care/Head Start	5%
Food and Nutrition Assistance	5%
Education/Career Counseling	4%
Emergency Shelter	4%
Financial Assistance	4%
Housing Assistance	4%
College Preparation	3%
Parenting Support	3%
Assistance Starting a Business	2%
Domestic Violence Prevention	2%
Financial Education/Literacy	2%
Interpersonal Conflict Resolution/Mediation	2%
Legal Services	2%
Safety/Crime Prevention	2%
Veteran's Services	2%
Family Counseling	1%
Heating/Utility Assistance	1%
Job Skills/Employment Training	1%
Senior Citizen Services	1%
Transportation	1%
Substance Abuse Assistance	1%
Eviction Prevention	0%

## SUPPLEMENTARY DATA BRONX NDA 6

**What are the programs or services that you and your household were unable to access for any reason within the last 12 months?**

Bronx NDA 6: Activity, Program, or Service: Needed, but Did Not Receive	
<b>Food and Nutrition Assistance</b>	<b>9%</b>
<b>Job Skills/Employment Training</b>	<b>7%</b>
<b>Afterschool Programs</b>	<b>6%</b>
Assistance Starting a Business	5%
Housing Assistance	5%
Safety/Crime Prevention	5%
English Classes	4%
Heating/Utility Assistance	4%
Domestic Violence Prevention	3%
Financial Education/Literacy	3%
Legal Services	2%
Income Tax Assistance	2%
Parenting Support	2%
Senior Citizen Services	2%
Child Care/Head Start	2%
Education/Career Counseling	2%
Emergency Shelter	2%
Transportation	2%
Summer Recreation	2%
Adult Education/Literacy	1%
College Preparation	1%
Substance Abuse Assistance	1%
Eviction Prevention	0%
Family Counseling	0%
Financial Assistance	0%
Health Care (Dental, Medical, Mental Health Services)	0%
Interpersonal Conflict Resolution/Mediation	0%
Veteran's Services	0%

## SUPPLEMENTARY DATA BRONX NDA 6

**What are the programs or services that you believe are most needed in your community?**

<b>Bronx NDA 6: Activity, Program, or Service: Most Needed in the Community</b>	
<b>Job skills/Employment training</b>	<b>37%</b>
<b>Adult Education/Literacy</b>	<b>26%</b>
<b>Financial assistance</b>	<b>26%</b>
<b>Health Care</b>	<b>25%</b>
Afterschool Programs	23%
Food and nutrition assistance	23%
College preparation	22%
English Classes (ESL)	22%
Veterans services	22%
Housing Assistance	21%
Summer recreation services	21%
Child care/Head Start	19%
Education/Career Counseling	19%
Eviction Prevention	19%
Transportation	19%
Family counseling	18%
Financial education/literacy	18%
Parenting support	18%
Safety/Crime prevention	18%
Assistance Starting a Business	16%
Legal Services	16%
Substance abuse assistance	16%
Domestic violence assistance	15%
Interpersonal Conflict Resolution/Mediation	15%
Emergency Shelter	14%
Heating/Utility assistance	14%
Senior citizen services	12%
Other	5%