

Neighborhood Development Area Profiles

Instructions & Guidance

OBJECTIVE

The goal of your Neighborhood Development Area profile is to help develop funding priorities in your NDA; inform DYCD policies and practices; and identify and connect with additional resources to strengthen your community.



1 PROCESS

Your profile is part of DYCD's Citywide Community Needs Assessment, which is one of the most important planning tools utilized by the agency for informing program development. To create your profile, we engaged key stakeholders and members in your community to yield invaluable data regarding needs, access to, and availability of resources.

To conduct this assessment, DYCD used a variety of methods for data collection, with the main device being a series of surveys and public hearings.

2

FORMULATION OF NEEDS

To determine needs in your community, we asked community members the following questions:



What programs and services did you and your household receive within the last 12 months?



What are the programs or services that you and your household were unable to access for any reason within the last 12 months?



What are the programs or services you believe are most needed in your community?

3

PROGRAM & SERVICE RESPONSE OPTIONS



To answer these questions, respondents were provided with 29 program, service, and activity topics as response options:

- Adult Education/Literacy
- Afterschool Programs
- Assistance Starting a Business
- Child care/Head Start
- College preparation
- Domestic violence assistance
- Education/Career Counseling
- Emergency Counseling
- English Classes (ESL)
- Eviction Prevention
- Family counseling
- Financial assistance
- Financial education/literacy
- Food and nutrition assistance

- Health Care
- Heating/Utility assistance
- Housing Assistance
- Income Tax Assistance
- Interpersonal Conflict Resolution/Mediation
- Job skills/Employment training
- Legal Services
- Other
- Parenting support
- Safety/Crime prevention
- Senior citizen services
- Substance abuse assistance
- Summer recreation services
- Transportation
- Veteran's Services

4

Categorize Data

To make this data actionable, we the grouped these topics into categories as follows:



Food & Nutrition Assistance
Health Care
Financial Assistance
Legal Services
Transportation
Heating/Utility Assistance
Income Tax Assistance
Housing Assistance
Safety & Crime Prevention
Emergency Shelter
Eviction Prevention
Substance Abuse Assistance



Basic Needs

English Classes
Adult Education/Literacy
College Preparation
Financial Education/Literacy



Education

Education/Career Counseling
Job Skills/Employment Training
Assistance Starting a Business



Employment & Career Advancement

Afterschool Programs
Summer Recreation



Out of School Time

Child Care/Head Start
Domestic Violence Assistance
Family Counseling
Parenting Support
Interpersonal Conflict Resolution/Mediation



Family Supports

Senior Citizen Services
Veteran's Services



Support for Special Populations

5

Assign Points

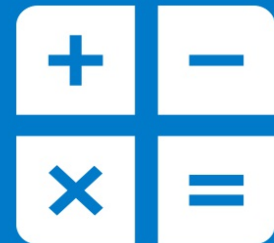
1 _____
2 _____

Upon completion of these categorizations, DYCD analyzed the frequency with which each stakeholder selected each program, service, and activity topic. Based on this analysis, we identified the top 10 topics selected by respondents. From there, points were attributed to each category based on the associated topic's ranking. The higher the topic was ranked, the more points were given.

6

Calculate Needs

Once the points were distributed, a sum was calculated to determine the needs you see in your profile!

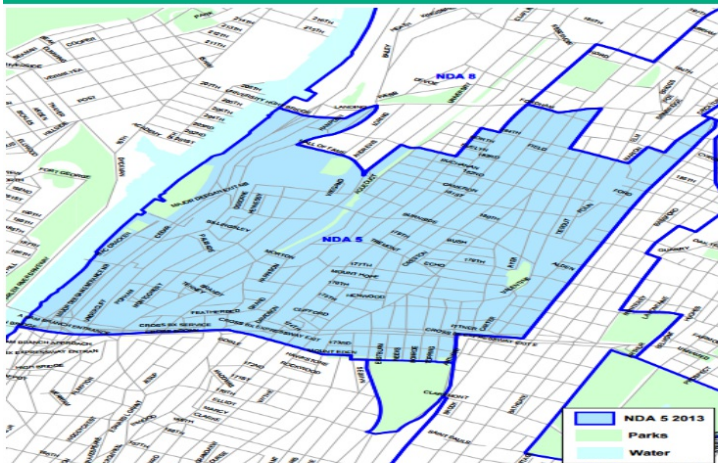


Community Needs Assessment

Neighborhood Development Area Bronx 5:
Mount Hope/University Heights

NDA Bronx 5

Demographic Profile



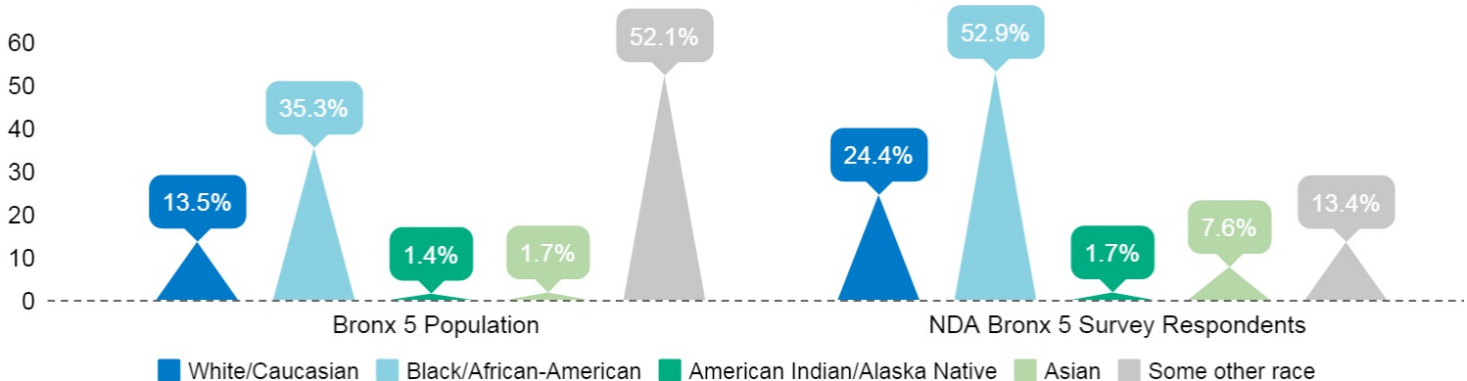
INTRODUCTION

Overall, 182 people in NDA Bronx 5 participated in the Community Needs Assessment Adult Survey. The average age of survey respondents was 38. In terms of gender, 58 percent of respondents selected Female, 40 percent selected Male, and 2 percent selected Other.

NDA Bronx 5 Population Snapshot

Total Population	132,462
Total Population, 18 Years Old +	94,818
Population below poverty level	41.6%

Race



Top Languages Spoken at Home*

Bronx 5 Population

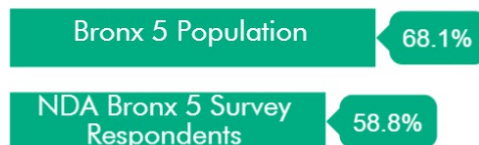
1. Spanish
2. Kru, Ibo, Yoruba
3. Mande

NDA Bronx 5 Survey Respondents

1. Spanish
2. Creole
3. Arabic
4. Bengali

Ethnicity

Hispanic/Latino Origin



Population

41.4%

Foreign Born

**Other than English

NDA Bronx 5

Program, Service & Activity Needs



UNMET NEED

Adults in NDA Bronx 5

SUMMARY OF NEEDS

With respect to programs, services, and/or activities under the CNA categories:

Respondents indicated that those categorized as Basic Needs and Education were identified as most "utilized," "needed, but not received," and most "needed" in their community.

Respondents indicated that those categorized as Employment and Career Advancement were among the "most needed" in their community and "needed, but not received" by respondents, but they were not among the most "utilized" by respondents.

STAKEHOLDER INPUT

Public Hearings:

The most referenced issues that emerged from a public hearing conducted by DYCD in NDA Bronx 5 on February 13, 2017 was housing/homelessness, senior citizen services, mental health services, and family supports.

Utilization Trends

Programs, services, and/or activities that respondent and their household members received within the last 12 months

#1
Basic Needs

#3
Education

#2
Out of School Time

Service Gaps

Programs, services, and/or activities that respondent and their household needed, but did not receive within the last 12 months



#1
Basic Needs



#2
Education



#3
Employment & Career
Advancement

Community Needs

Programs, services, and/or activities that respondents believe is most needed in NDA Bronx 5



#1
Basic Needs



#2
Education



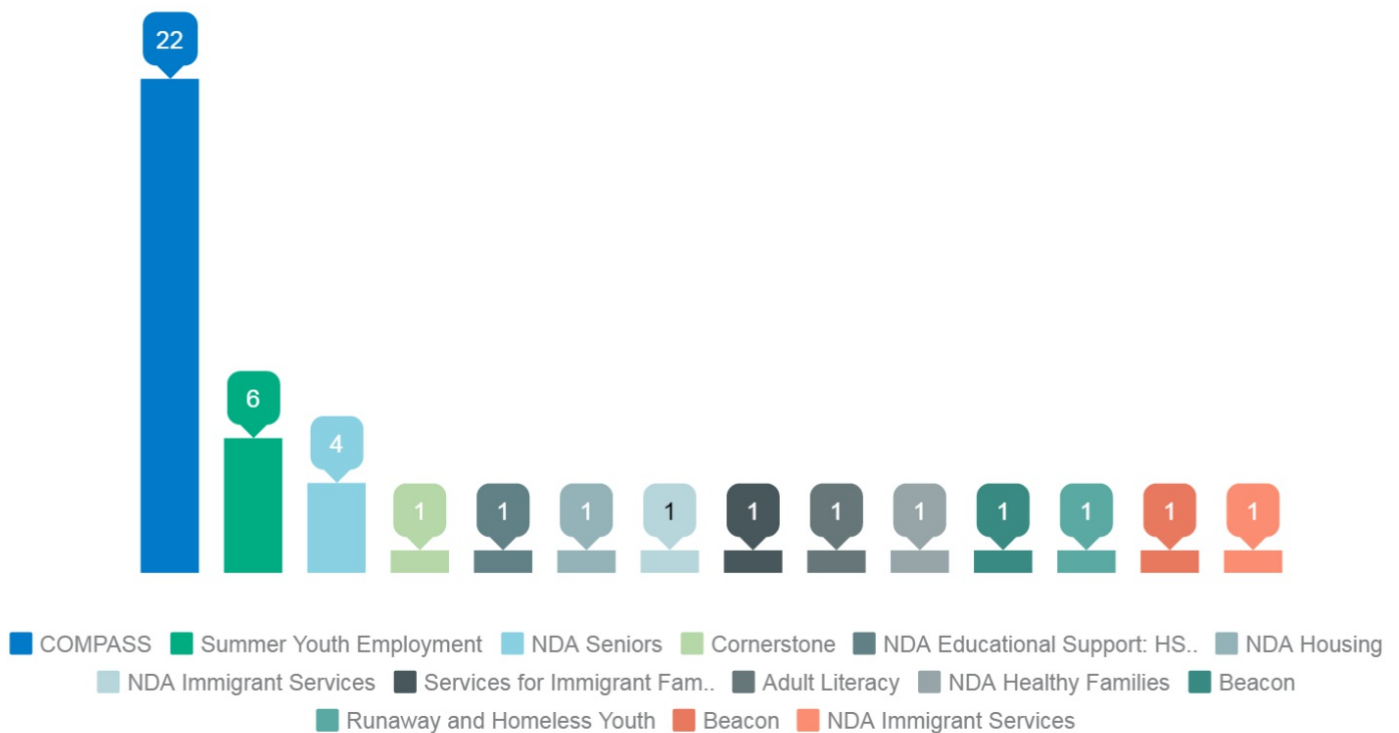
#3
Employment & Career Advancement

NDA Bronx 5

Resources Available in Your NDA



DYCD Programs in Bronx 5***



***This chart represents number of programs as of 4/5/17. Numbers are not exhaustive and are subject to change

Other City Agencies****



Basic Needs

Mayor's Office of Immigrant Affairs
Administration of Children's Services:
- Juvenile Justice Program
Department for the Aging:
- Home Delivered Meals & In-Home Services
Department of Health & Mental Hygiene:
- NYC Teens Connection
- Family Resource Centers
Human Resources Administration:
- Cash Assistance
- Supplemental Nutrition Assistance (SNAP)
- Office of Child Support Enforcement
Office of Citywide Health Insurance Access



Education

Department of Consumer Affairs:
- Office of Financial Empowerment
Department of Education
- Living for the young family through Education Program
- Division of English Language Learners



Employment & Career Advancement

Department for the Aging:
- Job Training & Advocacy
Department of Small Business Services:
- Workforce 1 Career Center
Community Partners Program
Human Resources Administration
- Employment Services



Family Supports

Human Resources Administration
- Domestic Violence Support
- Office of Child Support Enforcement
Department for the Aging:
- Elder Abuse & Crime Victim Services
Department of Health & Mental Hygiene:
- District Public Health Offices
- Newborn Home Visiting Program
- Nurse Family Partnership
Administration for Children's Services
- Adult Protective Services
- Preventive Services
- Keeping Children Safe

Mayor's Office to Combat Domestic Violence
- Healthy Relationship Training Academy



Supports for Special Populations

Department for the Aging
- General Office
- Senior Centers
Social Security Administration
Department of Finance
- Senior Citizen Rent Increase Exemption
- Disability Rent Increase Exemption

**** Citywide agencies listed here are not exhaustive and are subject to change

SUPPLEMENTARY DATA BRONX NDA 5

What are the programs or services that you and your household received within the last 12 months?

Bronx NDA 5: Activity, Program, or Service: Needed and Received	
Health Care (Dental, Medical, Mental Health Services)	16%
Food and Nutrition Assistance	10%
Afterschool Programs	8%
Income Tax Assistance	7%
Housing Assistance	6%
Transportation	6%
English Classes	5%
Legal Services	5%
Financial Assistance	5%
Job Skills/Employment Training	4%
Child Care/Head Start	4%
College Preparation	4%
Summer Recreation	3%
Financial Education/Literacy	3%
Adult Education/Literacy	2%
Assistance Starting a Business	2%
Domestic Violence Prevention	2%
Education/Career Counseling	2%
Heating/Utility Assistance	2%
Substance Abuse Assistance	2%
Interpersonal Conflict Resolution/Mediation	2%
Parenting Support	2%
Emergency Shelter	1%
Family Counseling	1%
Safety/Crime Prevention	1%
Senior Citizen Services	1%
Eviction Prevention	1%
Veteran's Services	1%

SUPPLEMENTARY DATA BRONX NDA 5

What are the programs or services that you and your household were unable to access for any reason within the last 12 months?

Bronx NDA 5: Activity, Program, or Service: Needed, but Did Not Receive	
Legal Services	10%
English Classes	5%
College Preparation	5%
Assistance Starting a Business	4%
Food and Nutrition Assistance	4%
Housing Assistance	4%
Transportation	4%
Heating/Utility Assistance	3%
Income Tax Assistance	3%
Summer Recreation	3%
Afterschool Programs	3%
Domestic Violence Prevention	3%
Job Skills/Employment Training	3%
Senior Citizen Services	3%
Child Care/Head Start	2%
Financial Assistance	2%
Financial Education/Literacy	2%
Education/Career Counseling	2%
Adult Education/Literacy	1%
Eviction Prevention	1%
Health Care (Dental, Medical, Mental Health Services)	1%
Emergency Shelter	1%
Family Counseling	1%
Interpersonal Conflict Resolution/Mediation	1%
Parenting Support	1%
Safety/Crime Prevention	1%
Veteran's Services	0%
Substance Abuse Assistance	0%

SUPPLEMENTARY DATA BRONX NDA 5

What are the programs or services that you believe are most needed in your community?

Bronx NDA 5: Activity, Program, or Service: Most Needed in the Community	
Adult Education/Literacy	37%
Housing Assistance	29%
Job skills/Employment training	28%
Afterschool Programs	27%
College preparation	25%
Food and nutrition assistance	24%
Health Care	24%
Legal Services	24%
Financial assistance	23%
English Classes (ESL)	22%
Parenting support	22%
Senior citizen services	22%
Safety/Crime prevention	21%
Substance abuse assistance	21%
Family counseling	20%
Heating/Utility assistance	19%
Financial education/literacy	17%
Education/Career Counseling	16%
Eviction Prevention	16%
Transportation	16%
Income Tax Assistance	14%
Domestic violence assistance	14%
Summer recreation services	14%
Child care/Head Start	13%
Interpersonal Conflict Resolution/Mediation	9%
Emergency Shelter	9%
Veterans services	9%
Assistance Starting a Business	8%