

Neighborhood Development Area Profiles

Instructions & Guidance

OBJECTIVE

The goal of your Neighborhood Development Area profile is to help develop funding priorities in your NDA; inform DYCD policies and practices; and identify and connect with additional resources to strengthen your community.



1 PROCESS

Your profile is part of DYCD's Citywide Community Needs Assessment, which is one of the most important planning tools utilized by the agency for informing program development. To create your profile, we engaged key stakeholders and members in your community to yield invaluable data regarding needs, access to, and availability of resources.

To conduct this assessment, DYCD used a variety of methods for data collection, with the main device being a series of surveys and public hearings.

2

FORMULATION OF NEEDS

To determine needs in your community, we asked community members the following questions:



What programs and services did you and your household receive within the last 12 months?



What are the programs or services that you and your household were unable to access for any reason within the last 12 months?



What are the programs or services you believe are most needed in your community?

3

PROGRAM & SERVICE RESPONSE OPTIONS



To answer these questions, respondents were provided with 29 program, service, and activity topics as response options:

Adult Education/Literacy
Afterschool Programs
Assistance Starting a Business
Child care/Head Start
College preparation
Domestic violence assistance
Education/Career Counseling
Emergency Counseling
English Classes (ESL)
Eviction Prevention
Family counseling
Financial assistance
Financial education/literacy
Food and nutrition assistance

Health Care
Heating/Utility assistance
Housing Assistance
Income Tax Assistance
Interpersonal Conflict Resolution/Mediation
Job skills/Employment training
Legal Services
Other
Parenting support
Safety/Crime prevention
Senior citizen services
Substance abuse assistance
Summer recreation services
Transportation
Veteran's Services

4

Categorize Data

To make this data actionable, we the grouped these topics into categories as follows:



Food & Nutrition Assistance
Health Care
Financial Assistance
Legal Services
Transportation
Heating/Utility Assistance
Income Tax Assistance
Housing Assistance
Safety & Crime Prevention
Emergency Shelter
Eviction Prevention
Substance Abuse Assistance



Basic Needs

English Classes
Adult Education/Literacy
College Preparation
Financial Education/Literacy



Education

Education/Career Counseling
Job Skills/Employment Training
Assistance Starting a Business



Employment & Career Advancement

Afterschool Programs
Summer Recreation



Out of School Time

Child Care/Head Start
Domestic Violence Assistance
Family Counseling
Parenting Support
Interpersonal Conflict Resolution/Mediation



Family Supports

Senior Citizen Services
Veteran's Services



Support for Special Populations

5

Assign Points

1 _____
2 _____

Upon completion of these categorizations, DYCD analyzed the frequency with which each stakeholder selected each program, service, and activity topic. Based on this analysis, we identified the top 10 topics selected by respondents. From there, points were attributed to each category based on the associated topic's ranking. The higher the topic was ranked, the more points were given.

6

Calculate Needs

Once the points were distributed, a sum was calculated to determine the needs you see in your profile!

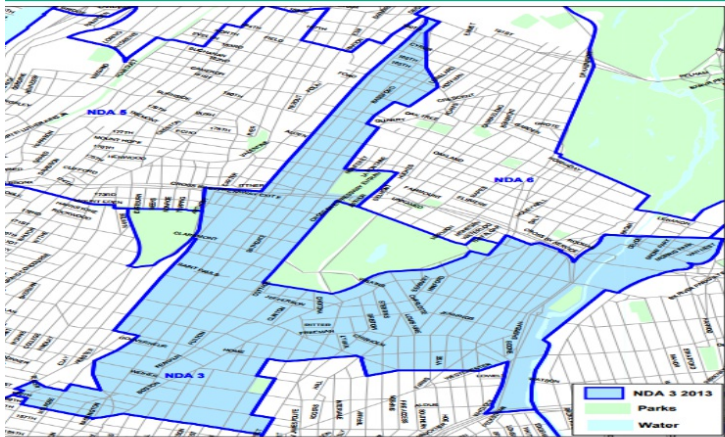


Community Needs Assessment

Neighborhood Development Area Bronx 3:
Morrisania / Claremont

NDA Bronx 3

Demographic Profile



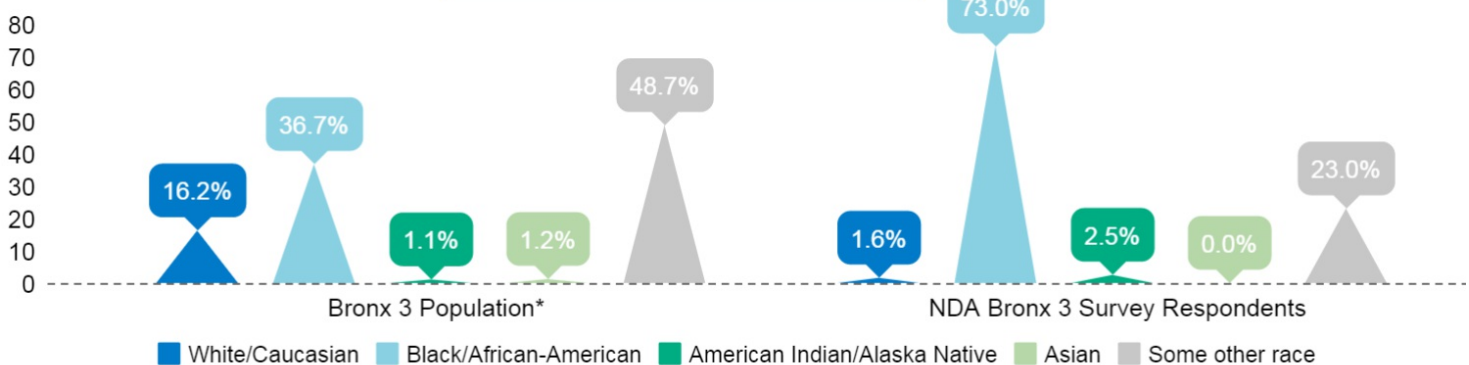
INTRODUCTION

Overall, 183 people in NDA Bronx 3 participated in the Community Needs Assessment Adult Survey. The average age of survey respondents was 42. In terms of gender, 63 percent of respondents selected Female and 37 percent selected Male.

NDA Bronx 3 Population Snapshot*

Total Population	166,534
Total Population, 18 Years Old +	115,634
Population below poverty level	44.0%

Race



Top Languages Spoken at Home**

Bronx 3 Population*

- Spanish
- Kru, Ibo, Yoruba
- French

NDA Bronx 3 Survey Respondents

- Spanish

Ethnicity

Hispanic/Latino Origin

Bronx 3 Population* 62.7%

NDA Bronx 3 Survey Respondents 53.2%

Population

30.9%

Foreign Born

*Census data is only given for the combined areas of Bronx 3 & Bronx 6. All demographic data includes both areas.

**Other than English

NDA Bronx 3

Program, Service & Activity Needs



UNMET NEED

Adults in NDA Bronx 3

SUMMARY OF NEEDS

With respect to programs, services, and/or activities under the CNA categories:

Respondents indicated that those categorized as Basic Needs and Education were identified as most "utilized," "needed, but not received," and most "needed" in their community.

Although respondents indicated that those categorized as Family Supports were most "needed, but not received," they were neither among the most "utilized" nor "needed" in their community.

In contrast, respondents indicated that those categorized as Employment and Career Advancement were among the "most needed" in their community, but they were not among the most "utilized" or "needed" by respondents.

STAKEHOLDER INPUT

Public Hearings:

The most referenced issues that emerged from a public hearing conducted by DYCD in NDA Bronx 3 on December 20, 2016 was school quality, followed by out of school time programming and job/employment opportunities

Utilization Trends

Programs, services, and/or activities that respondent and their household members received within the last 12 months

#1
Basic Needs

#3
Education

#2
Out of School Time

Service Gaps

Programs, services, and/or activities that respondent and their household needed, but did not receive within the last 12 months



#1
Basic Needs



#2
Education



#3
Family Supports

Community Needs

Programs, services, and/or activities that respondents believe is most needed in NDA Bronx 3



#1
Basic Needs



#2
Education



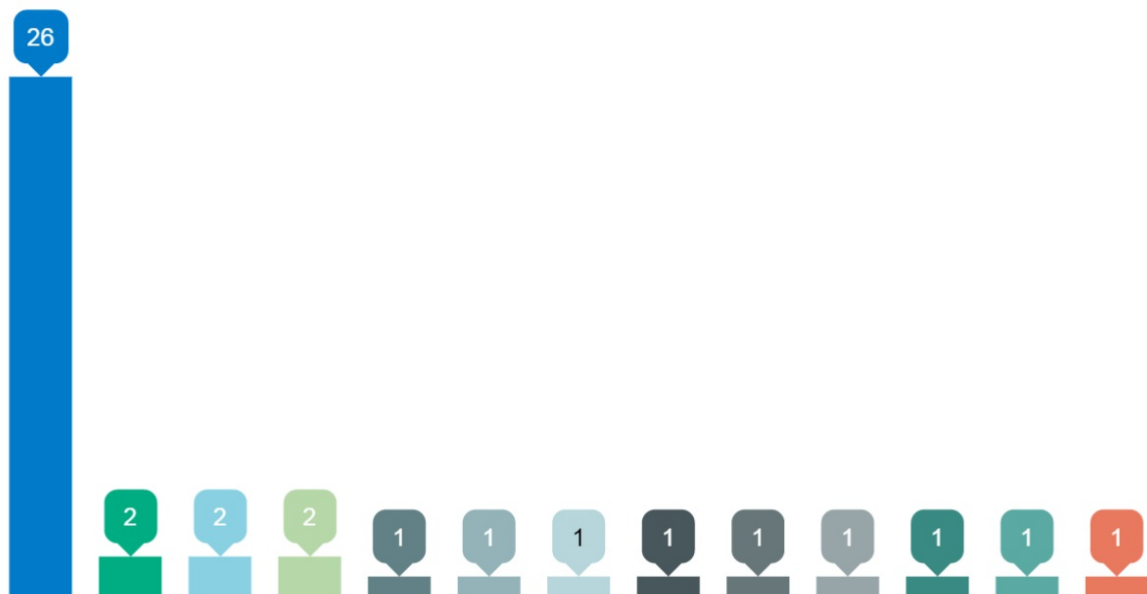
#3
Employment & Career Advancement

NDA Bronx 3

Resources Available in Your NDA



DYCD Programs in Bronx 3***



COMPASS SYEP NDA Educational Support: HS.. Runaway & Homeless Youth NDA Opportunity Youth: Supp.. NDA Housing
NDA Adult Literacy NDA Seniors NDA Immigrant Services Fatherhood In-School Youth Beacon Cornerstone

***This chart represents number of programs as of 4/5/17. Numbers are not exhaustive and are subject to change

Other City Agencies****



Basic Needs

Mayor's Office of Immigrant Affairs
Administration of Children's Services:
- Juvenile Justice Program
Department for the Aging:
- Home Delivered Meals & In-Home Services
Department of Health & Mental Hygiene:
- NYC Teens Connection
- Family Resource Centers
Human Resources Administration:
- Cash Assistance
- Supplemental Nutrition Assistance (SNAP)
- Office of Child Support Enforcement
Office of Citywide Health Insurance Access



Education

Department of Consumer Affairs:
- Office of Financial Empowerment
Department of Education
- Living for the young family through Education Program
- Division of English Language Learners



Employment & Career Advancement

Department for the Aging:
- Job Training & Advocacy
Department of Small Business Services:
- Workforce 1 Career Center
Community Partners Program
Human Resources Administration
- Employment Services



Family Supports

Human Resources Administration
- Domestic Violence Support
- Office of Child Support Enforcement
Department for the Aging:
- Elder Abuse & Crime Victim Services
Department of Health & Mental Hygiene:
- District Public Health Offices
- Newborn Home Visiting Program
- Nurse Family Partnership
Administration for Children's Services
- Adult Protective Services
- Preventive Services
- Keeping Children Safe
Mayor's Office to Combat Domestic Violence
- Healthy Relationship Training Academy



Supports for Special Populations

Department for the Aging
- General Office
- Senior Centers
Social Security Administration
Department of Finance
- Senior Citizen Rent Increase Exemption
- Disability Rent Increase Exemption

SUPPLEMENTARY DATA BRONX NDA 3

What are the programs or services that you and your household received within the last 12 months?

Bronx NDA 3: Activity, Program, or Service: Needed and Received	
Afterschool Programs	14%
Food and Nutrition Assistance	14%
Health Care (Dental, Medical, Mental Health Services)	10%
Adult Education/Literacy	5%
Summer Recreation	5%
Housing Assistance	5%
Income Tax Assistance	4%
Transportation	3%
Assistance Starting a Business	3%
English Classes	3%
Child Care/Head Start	3%
College Preparation	3%
Financial Assistance	2%
Heating/Utility Assistance	2%
Safety/Crime Prevention	2%
Education/Career Counseling	2%
Eviction Prevention	2%
Parenting Support	2%
Family Counseling	1%
Financial Education/Literacy	1%
Interpersonal Conflict Resolution/Mediation	1%
Job Skills/Employment Training	1%
Veteran's Services	1%
Legal Services	1%
Domestic Violence Prevention	1%
Senior Citizen Services	1%
Substance Abuse Assistance	1%
Emergency Shelter	0%

SUPPLEMENTARY DATA BRONX NDA 3

What are the programs or services that you and your household were unable to access for any reason within the last 12 months?

Bronx NDA 3: Activity, Program, or Service: Needed, but Did Not Receive	
English Classes	9%
Transportation	9%
Legal Services	5%
Food and Nutrition Assistance	5%
Child Care/Head Start	4%
Housing Assistance	3%
Afterschool Programs	3%
Education/Career Counseling	3%
Summer Recreation	3%
Assistance Starting a Business	2%
College Preparation	2%
Domestic Violence Prevention	2%
Financial Education/Literacy	2%
Heating/Utility Assistance	2%
Parenting Support	2%
Safety/Crime Prevention	2%
Senior Citizen Services	2%
Financial Assistance	1%
Income Tax Assistance	1%
Job Skills/Employment Training	1%
Substance Abuse Assistance	1%
Eviction Prevention	1%
Adult Education/Literacy	0%
Emergency Shelter	0%
Family Counseling	0%
Health Care (Dental, Medical, Mental Health Services)	0%
Interpersonal Conflict Resolution/Mediation	0%
Veteran's Services	0%

SUPPLEMENTARY DATA BRONX NDA 3

What are the programs or services that you believe are most needed in your community?

Bronx NDA 3: Activity, Program, or Service: Most Needed in the Community	
Job skills/Employment training	39%
Housing Assistance	31%
Afterschool Programs	30%
Summer recreation services	28%
Adult Education/Literacy	25%
English Classes (ESL)	23%
Legal Services	23%
College preparation	22%
Family counseling	21%
Education/Career Counseling	20%
Food and nutrition assistance	20%
Child care/Head Start	19%
Safety/Crime prevention	19%
Eviction Prevention	18%
Financial assistance	18%
Assistance Starting a Business	16%
Emergency Shelter	16%
Financial education/literacy	16%
Senior citizen services	16%
Health Care	15%
Parenting support	14%
Domestic violence assistance	12%
Substance abuse assistance	12%
Transportation	12%
Income Tax Assistance	9%
Veterans services	8%
Heating/Utility assistance	6%
Interpersonal Conflict Resolution/Mediation	5%