

Neighborhood Development Area Profiles

Instructions & Guidance

OBJECTIVE

The goal of your Neighborhood Development Area profile is to help develop funding priorities in your NDA; inform DYCD policies and practices; and identify and connect with additional resources to strengthen your community.



1 PROCESS

Your profile is part of DYCD's Citywide Community Needs Assessment, which is one of the most important planning tools utilized by the agency for informing program development. To create your profile, we engaged key stakeholders and members in your community to yield invaluable data regarding needs, access to, and availability of resources.

To conduct this assessment, DYCD used a variety of methods for data collection, with the main device being a series of surveys and public hearings.

2

FORMULATION OF NEEDS

To determine needs in your community, we asked community members the following questions:



What programs and services did you and your household receive within the last 12 months?



What are the programs or services that you and your household were unable to access for any reason within the last 12 months?



What are the programs or services you believe are most needed in your community?

3

PROGRAM & SERVICE RESPONSE OPTIONS



To answer these questions, respondents were provided with 29 program, service, and activity topics as response options:

Adult Education/Literacy
Afterschool Programs
Assistance Starting a Business
Child care/Head Start
College preparation
Domestic violence assistance
Education/Career Counseling
Emergency Counseling
English Classes (ESL)
Eviction Prevention
Family counseling
Financial assistance
Financial education/literacy
Food and nutrition assistance

Health Care
Heating/Utility assistance
Housing Assistance
Income Tax Assistance
Interpersonal Conflict Resolution/Mediation
Job skills/Employment training
Legal Services
Other
Parenting support
Safety/Crime prevention
Senior citizen services
Substance abuse assistance
Summer recreation services
Transportation
Veteran's Services

4

Categorize Data

To make this data actionable, we the grouped these topics into categories as follows:



Food & Nutrition Assistance
Health Care
Financial Assistance
Legal Services
Transportation
Heating/Utility Assistance
Income Tax Assistance
Housing Assistance
Safety & Crime Prevention
Emergency Shelter
Eviction Prevention
Substance Abuse Assistance



Basic Needs

English Classes
Adult Education/Literacy
College Preparation
Financial Education/Literacy



Education

Education/Career Counseling
Job Skills/Employment Training
Assistance Starting a Business



Employment & Career Advancement

Afterschool Programs
Summer Recreation



Out of School Time

Child Care/Head Start
Domestic Violence Assistance
Family Counseling
Parenting Support
Interpersonal Conflict Resolution/Mediation



Family Supports

Senior Citizen Services
Veteran's Services



Support for Special Populations

5

Assign Points

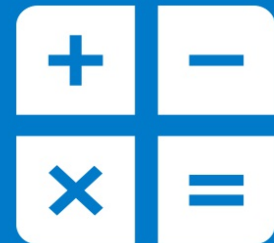
1 _____
2 _____

Upon completion of these categorizations, DYCD analyzed the frequency with which each stakeholder selected each program, service, and activity topic. Based on this analysis, we identified the top 10 topics selected by respondents. From there, points were attributed to each category based on the associated topic's ranking. The higher the topic was ranked, the more points were given.

6

Calculate Needs

Once the points were distributed, a sum was calculated to determine the needs you see in your profile!



Community Needs Assessment

Neighborhood Development Area Bronx 2: Hunts Point/Longwood

NDA Bronx 2

Demographic Profile



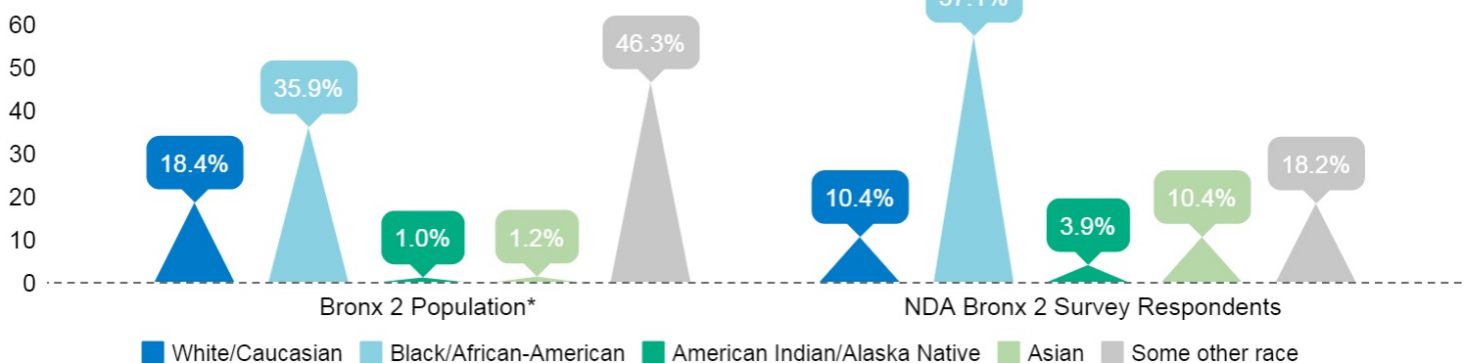
INTRODUCTION

Overall, 116 people in NDA Bronx 2 participated in the Community Needs Assessment Adult Survey. The average age of survey respondents was 44. In terms of gender, 49 percent of respondents selected Female and 51 percent selected Male.

NDA Bronx 2 Population Snapshot*

Total Population	157,561
Total Population, 18 Years Old +	111,389
Population below poverty level	42.8%

Race



Top Languages Spoken at Home**

Bronx 2 Population*	NDA Bronx 2 Survey Respondents
1. Spanish	1. Spanish
2. Kru, Ibo, Yoruba	2. Creole
3. French	3. Chinese
	4. Arabic

Ethnicity

Hispanic/Latino Origin

Bronx 2 Population*	68.8%
NDA Bronx 2 Survey Respondents	51.9%

Population

28.5%

Foreign Born

*Census data is only given for the combined areas of Bronx 1 & Bronx 2. All demographic data includes both areas.

**Other than English

NDA Bronx 2

Program, Service & Activity Needs



UNMET NEED

Adults in NDA Bronx 2

SUMMARY OF NEEDS

With respect to programs, services, and/or activities under the CNA categories:

Respondents indicated that those categorized as Basic Needs were identified as most "utilized," "needed, but not received," and most "needed" in their community.

Although respondents indicated that those categorized as Family Supports and Education were most "utilized" and "needed, but not received", they were not among the most "needed" in their community.

In contrast, respondents indicated that those categorized as Out-of-School Time and Employment and Career Advancement were among the "most needed" in their community, but they were not among the most "utilized" or "needed" by respondents.

STAKEHOLDER INPUT

Key Informants

(Elected Officials & Community Board Leadership):

The most needed program or service categories identified by key informants in NDA Bronx 2 were basic needs and employment and career services.

Public Hearings:

The most referenced issues that emerged from a public hearing conducted by DYCD in NDA Bronx 2 on February 27, 2017 was housing/homelessness, followed by school quality, senior citizen services, child care, and immigrant support.

Utilization Trends

Programs, services, and/or activities that respondent and their household members received within the last 12 months

#1
Basic Needs

#3
Education

#2
Family Supports

Service Gaps

Programs, services, and/or activities that respondent and their household needed, but did not receive within the last 12 months



#1
Education



#2
Basic Needs



#3
Family Supports

Community Needs

Programs, services, and/or activities that respondents believe is most needed in NDA Bronx 2



#1
Basic Needs



#2
Out of School Time



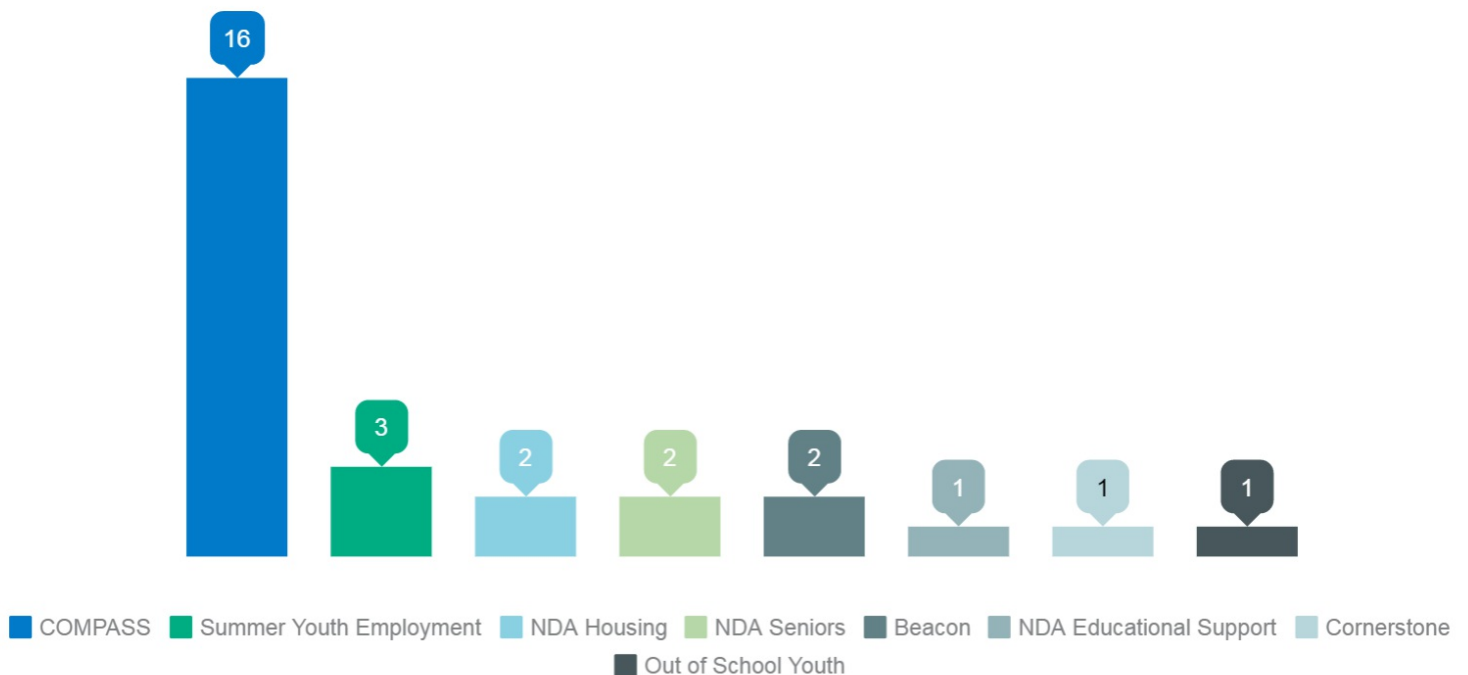
#3
Employment & Career Advancement

NDA Bronx 3

Resources Available in Your NDA



DYCD Programs in Bronx 2***



***This chart represents number of programs as of 4/5/17. Numbers are not exhaustive and are subject to change

Other City Agencies****



Basic Needs



Mayor's Office of Immigrant Affairs
Administration of Children's Services:
- Juvenile Justice Program

Department for the Aging:
- Home Delivered Meals & In-Home Services

Department of Health & Mental Hygiene:
- NYC Teens Connection
- Family Resource Centers

Human Resources Administration:
- Cash Assistance
- Supplemental Nutrition Assistance (SNAP)
- Office of Child Support Enforcement
- Office of Citywide Health Insurance Access



Education



Department of Consumer Affairs:
- Office of Financial Empowerment

Department of Education
- Living for the young family through Education Program
- Division of English Language Learners



Employment & Career Advancement



Department for the Aging:
- Job Training & Advocacy

Department of Small Business Services:
- Workforce 1 Career Center
Community Partners Program

Human Resources Administration
- Employment Services



Family Supports



Human Resources Administration
- Domestic Violence Support
- Office of Child Support Enforcement

Department for the Aging:
- Elder Abuse & Crime Victim Services

Department of Health & Mental Hygiene:
- District Public Health Offices
- Newborn Home Visiting Program
- Nurse Family Partnership

Administration for Children's Services
- Adult Protective Services
- Preventive Services
- Keeping Children Safe

Mayor's Office to Combat Domestic Violence
- Healthy Relationship Training Academy



Supports for Special Populations



Department for the Aging
- General Office
- Senior Centers

Social Security Administration

Department of Finance
- Senior Citizen Rent Increase Exemption
- Disability Rent Increase Exemption

SUPPLEMENTARY DATA BRONX NDA 2

What are the programs or services that you and your household received within the last 12 months?

Bronx NDA 2: Activity, Program, or Service: Needed and Received	
Legal Services	6%
Food and Nutrition Assistance	6%
Health Care (Dental, Medical, Mental Health Services)	5%
Child Care/Head Start	4%
College Preparation	4%
Domestic Violence Prevention	4%
Adult Education/Literacy	3%
Afterschool Programs	3%
English Classes	3%
Eviction Prevention	3%
Heating/Utility Assistance	3%
Housing Assistance	3%
Transportation	3%
Education/Career Counseling	3%
Financial Assistance	3%
Parenting Support	3%
Safety/Crime Prevention	3%
Job Skills/Employment Training	2%
Summer Recreation	2%
Veteran's Services	2%
Substance Abuse Assistance	2%
Assistance Starting a Business	1%
Emergency Shelter	1%
Family Counseling	1%
Financial Education/Literacy	0%
Income Tax Assistance	0%
Interpersonal Conflict Resolution/Mediation	0%
Senior Citizen Services	0%

SUPPLEMENTARY DATA BRONX NDA 2

What are the programs or services that you and your household were unable to access for any reason within the last 12 months?

Bronx NDA 2: Activity, Program, or Service: Needed, but Did Not Receive	
Adult Education/Literacy	7%
Housing Assistance	6%
English Classes	5%
Assistance Starting a Business	4%
Child Care/Head Start	4%
College Preparation	4%
Legal Services	3%
Food and Nutrition Assistance	3%
Income Tax Assistance	3%
Summer Recreation	3%
Domestic Violence Prevention	2%
Financial Assistance	2%
Financial Education/Literacy	2%
Heating/Utility Assistance	2%
Safety/Crime Prevention	2%
Senior Citizen Services	2%
Transportation	2%
Emergency Shelter	1%
Interpersonal Conflict Resolution/Mediation	1%
Job Skills/Employment Training	1%
Afterschool Programs	0%
Education/Career Counseling	0%
Eviction Prevention	0%
Family Counseling	0%
Health Care (Dental, Medical, Mental Health Services)	0%
Parenting Support	0%
Veteran's Services	0%
Substance Abuse Assistance	0%

SUPPLEMENTARY DATA BRONX NDA 2

What are the programs or services that you believe are most needed in your community?

Bronx NDA 2: Activity, Program, or Service: Most Needed in the Community	
Afterschool Programs	20%
College preparation	14%
Eviction Prevention	14%
Job skills/Employment training	13%
Education/Career Counseling	11%
Housing Assistance	10%
Summer recreation services	10%
Financial assistance	9%
Veterans services	9%
Child care/Head Start	8%
Emergency Shelter	8%
Adult Education/Literacy	7%
English Classes (ESL)	7%
Food and nutrition assistance	7%
Senior citizen services	7%
Heating/Utility assistance	6%
Legal Services	6%
Safety/Crime prevention	6%
Parenting support	5%
Assistance Starting a Business	4%
Health Care (Dental, Medical, Mental Health Services)	4%
Interpersonal Conflict Resolution/Mediation	4%
Substance abuse assistance	4%
Family counseling	3%
Income Tax Assistance	3%
Domestic violence assistance	2%
Transportation	2%
Financial education/literacy	1%