

# Neighborhood Development Area Profiles

## Instructions & Guidance

### OBJECTIVE

The goal of your Neighborhood Development Area profile is to help develop funding priorities in your NDA; inform DYCD policies and practices; and identify and connect with additional resources to strengthen your community.



### 1 PROCESS

Your profile is part of DYCD's Citywide Community Needs Assessment, which is one of the most important planning tools utilized by the agency for informing program development. To create your profile, we engaged key stakeholders and members in your community to yield invaluable data regarding needs, access to, and availability of resources.

To conduct this assessment, DYCD used a variety of methods for data collection, with the main device being a series of surveys and public hearings.

## 2

## FORMULATION OF NEEDS

To determine needs in your community, we asked community members the following questions:



What programs and services did you and your household receive within the last 12 months?



What are the programs or services that you and your household were unable to access for any reason within the last 12 months?



What are the programs or services you believe are most needed in your community?

## 3

## PROGRAM & SERVICE RESPONSE OPTIONS



To answer these questions, respondents were provided with 29 program, service, and activity topics as response options:

- Adult Education/Literacy
- Afterschool Programs
- Assistance Starting a Business
- Child care/Head Start
- College preparation
- Domestic violence assistance
- Education/Career Counseling
- Emergency Counseling
- English Classes (ESL)
- Eviction Prevention
- Family counseling
- Financial assistance
- Financial education/literacy
- Food and nutrition assistance

- Health Care
- Heating/Utility assistance
- Housing Assistance
- Income Tax Assistance
- Interpersonal Conflict Resolution/Mediation
- Job skills/Employment training
- Legal Services
- Other
- Parenting support
- Safety/Crime prevention
- Senior citizen services
- Substance abuse assistance
- Summer recreation services
- Transportation
- Veteran's Services

# 4

## Categorize Data

To make this data actionable, we the grouped these topics into categories as follows:



Food & Nutrition Assistance  
Health Care  
Financial Assistance  
Legal Services  
Transportation  
Heating/Utility Assistance  
Income Tax Assistance  
Housing Assistance  
Safety & Crime Prevention  
Emergency Shelter  
Eviction Prevention  
Substance Abuse Assistance



### Basic Needs

English Classes  
Adult Education/Literacy  
College Preparation  
Financial Education/Literacy



### Education

Education/Career Counseling  
Job Skills/Employment Training  
Assistance Starting a Business



### Employment & Career Advancement

Afterschool Programs  
Summer Recreation



### Out of School Time

Child Care/Head Start  
Domestic Violence Assistance  
Family Counseling  
Parenting Support  
Interpersonal Conflict Resolution/Mediation



### Family Supports

Senior Citizen Services  
Veteran's Services



### Support for Special Populations

5

## Assign Points

1 \_\_\_\_\_  
2 \_\_\_\_\_  
\_\_\_\_\_  
\_\_\_\_\_

Upon completion of these categorizations, DYCD analyzed the frequency with which each stakeholder selected each program, service, and activity topic. Based on this analysis, we identified the top 10 topics selected by respondents. From there, points were attributed to each category based on the associated topic's ranking. The higher the topic was ranked, the more points were given.

6

## Calculate Needs

Once the points were distributed, a sum was calculated to determine the needs you see in your profile!



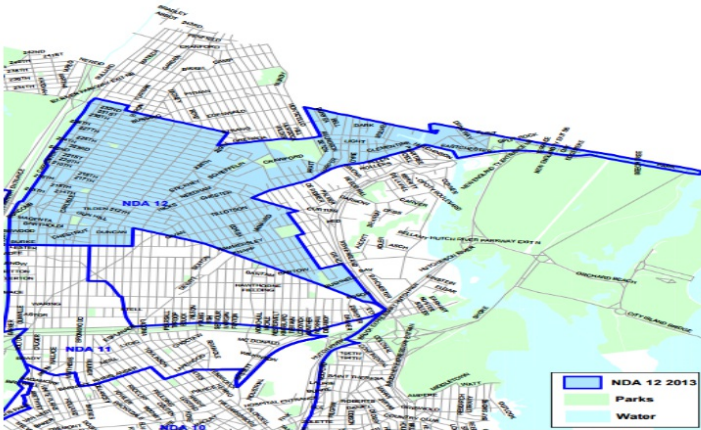


# Community Needs Assessment

Neighborhood Development Area Bronx 12:  
Williamsbridge/Baychester

## NDA Bronx 12

## Demographic Profile



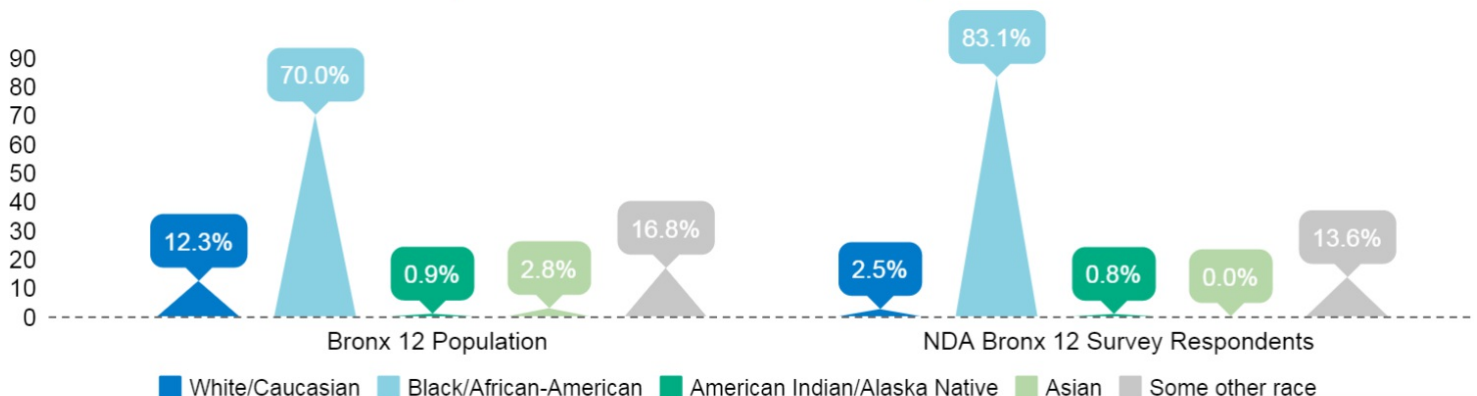
## INTRODUCTION

Overall, 273 people in NDA Bronx 12 participated in the Community Needs Assessment Adult Survey. The average age of survey respondents was 45. In terms of gender, 71 percent of respondents selected Female and 29 percent selected Male.

## NDA Bronx 12 Population Snapshot

Total Population	141,622
Total Population, 18 Years Old +	106,299
Population below poverty level	19.8%

## Race



## Top Languages Spoken at Home\*

**Bronx 11 Population**

- Spanish
- Kru, Ibo, Yoruba
- Creole

**NDA Bronx 11 Survey Respondents**

- Spanish
- Creole
- Korean

## Ethnicity

### Hispanic/Latino Origin

Bronx 12 Population 22.5%

NDA Bronx 12 Survey Respondents 27.7%

## Population

39.4%

Foreign Born

\*\*Other than English

## NDA Bronx 12

# Program, Service & Activity Needs



# UNMET NEED

## Adults in NDA Bronx 12

### SUMMARY OF NEEDS

With respect to programs, services, and/or activities under the CNA categories:

Respondents indicated that those categorized as Basic Needs were identified as most "utilized," "needed, but not received," and most "needed" in their community.

Although respondents indicated that those categorized as Out of School Time were most "utilized" and "needed, but not received," they were not among the most "needed" in their community.

In contrast, respondents indicated that those categorized as Employment and Career Advancement were among the "most needed" in their community, but they were not among the most "utilized" or "needed" by respondents.

### STAKEHOLDER INPUT

#### Key Informants (Elected Officials & Community Board Leadership):

The most needed program or service category identified by key informants in NDA Bronx 12 were Basic Needs

#### Public Hearings:

The most referenced issues that emerged from a public hearing conducted by DYCD in NDA Bronx 12 on November 14, 2016 was housing/homelessness, followed by out of school time programming, adult education, job/employment opportunities, and immigrant supports.

### Utilization Trends

Programs, services, and/or activities that respondent and their household members received within the last 12 months

#1  
Basic Needs

#3  
Supports for  
Special Populations

#2  
Out of School Time

### Service Gaps

Programs, services, and/or activities that respondent and their household needed, but did not receive within the last 12 months



#1  
Basic Needs



#2  
Out of School Time



#3  
Education



## Community Needs

Programs, services, and/or activities that respondents believe is most needed in NDA Bronx 11



**#1**  
Employment &  
Career  
Advancement



**#2**  
Basic Needs



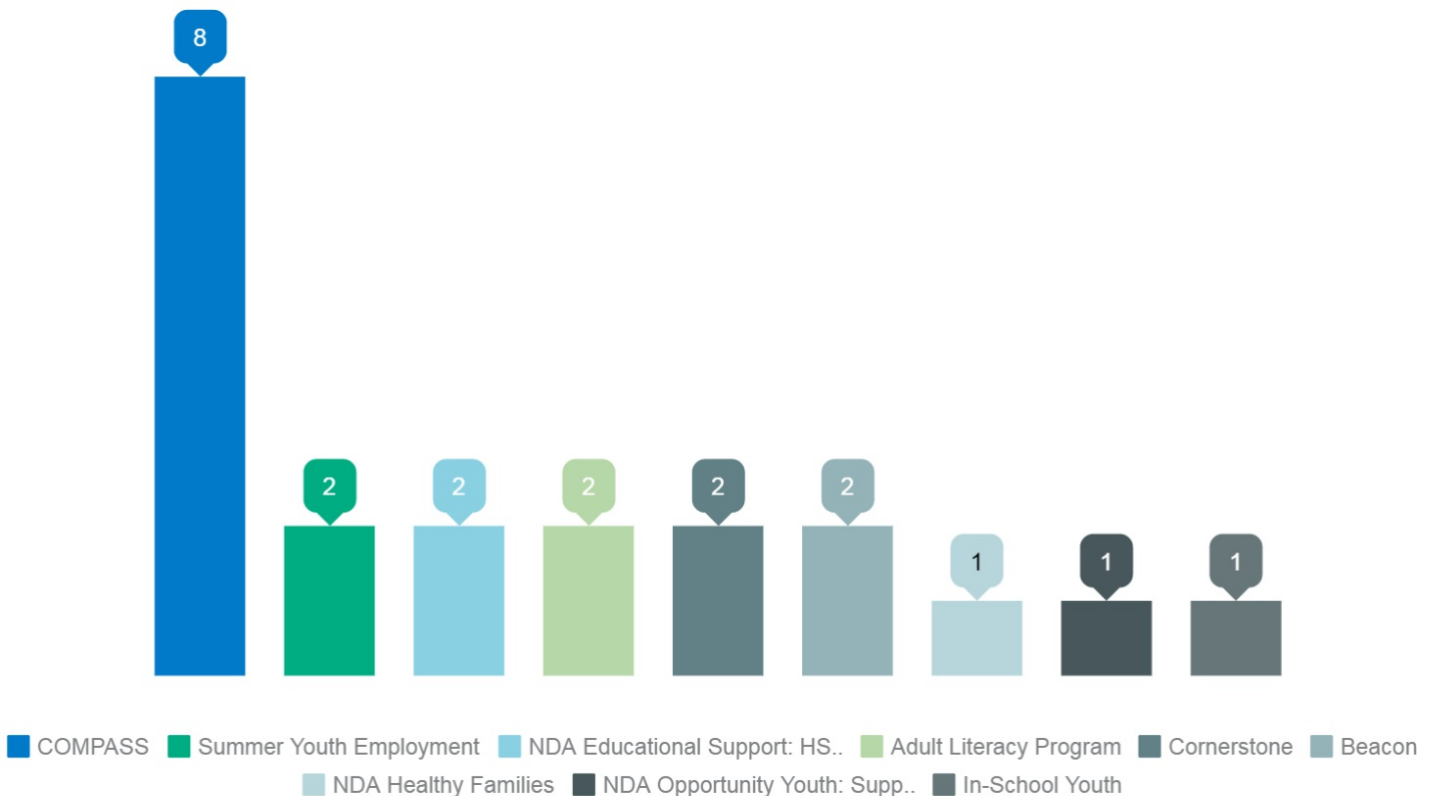
**#3**  
Education

### NDA Bronx 12

## Resources Available in Your NDA



### DYCD Programs in Bronx 12\*\*\*



\*\*\*This chart represents number of programs as of 4/5/17. Numbers are not exhaustive and are subject to change

## Other City Agencies\*\*\*\*



### Basic Needs



Mayor's Office of Immigrant Affairs  
Administration of Children's Services:  
- Juvenile Justice Program

Department for the Aging:  
- Home Delivered Meals & In-Home Services

Department of Health & Mental Hygiene:  
- NYC Teens Connection  
- Family Resource Centers

Human Resources Administration:  
- Cash Assistance  
- Supplemental Nutrition Assistance (SNAP)  
- Office of Child Support Enforcement  
- Office of Citywide Health Insurance Access



### Education



Department of Consumer Affairs:  
- Office of Financial Empowerment

Department of Education  
- Living for the young family through Education Program  
- Division of English Language Learners



### Employment & Career Advancement



Department for the Aging:  
- Job Training & Advocacy

Department of Small Business Services:  
- Workforce 1 Career Center  
Community Partners Program

Human Resources Administration  
- Employment Services



### Family Supports



Human Resources Administration  
- Domestic Violence Support  
- Office of Child Support Enforcement

Department for the Aging:  
- Elder Abuse & Crime Victim Services

Department of Health & Mental Hygiene:  
- District Public Health Offices  
- Newborn Home Visiting Program  
- Nurse Family Partnership

Administration for Children's Services  
- Adult Protective Services  
- Preventive Services  
- Keeping Children Safe

Mayor's Office to Combat Domestic Violence  
- Healthy Relationship Training Academy



### Supports for Special Populations



Department for the Aging  
- General Office  
- Senior Centers

Social Security Administration

Department of Finance  
- Senior Citizen Rent Increase Exemption  
- Disability Rent Increase Exemption



## SUPPLEMENTARY DATA BRONX NDA 12

**What are the programs or services that you and your household received within the last 12 months?**

Bronx NDA 12: Activity, Program, or Service: Needed and Received	
<b>Food and Nutrition Assistance</b>	<b>18%</b>
<b>Health Care (Dental, Medical, Mental Health Services)</b>	<b>16%</b>
<b>Income Tax Assistance</b>	<b>12%</b>
<b>Afterschool Programs</b>	<b>10%</b>
Senior Citizen Services	8%
Financial Assistance	7%
Transportation	6%
Housing Assistance	6%
Summer Recreation	3%
English Classes	3%
Adult Education/Literacy	3%
Legal Services	3%
Child Care/Head Start	3%
College Preparation	3%
Heating/Utility Assistance	2%
Job Skills/Employment Training	2%
Parenting Support	2%
Safety/Crime Prevention	2%
Assistance Starting a Business	2%
Eviction Prevention	2%
Education/Career Counseling	1%
Emergency Shelter	1%
Financial Education/Literacy	1%
Interpersonal Conflict Resolution/Mediation	1%
Domestic Violence Prevention	1%
Veteran's Services	0%
Substance Abuse Assistance	0%
Family Counseling	0%

## SUPPLEMENTARY DATA BRONX NDA 12

**What are the programs or services that you and your household were unable to access for any reason within the last 12 months?**

<b>Bronx NDA 12: Activity, Program, or Service: Needed, but Did Not Receive</b>	
<b>College Preparation</b>	<b>23%</b>
<b>Education/Career Counseling</b>	<b>12%</b>
<b>Afterschool Programs</b>	<b>8%</b>
Income Tax Assistance	7%
Transportation	7%
Summer Recreation	7%
Financial Education/Literacy	7%
Food and Nutrition Assistance	7%
Heating/Utility Assistance	7%
Legal Services	6%
Assistance Starting a Business	6%
Safety/Crime Prevention	5%
Child Care/Head Start	5%
Domestic Violence Prevention	4%
Parenting Support	4%
Housing Assistance	4%
Job Skills/Employment Training	4%
Senior Citizen Services	4%
Emergency Shelter	3%
Family Counseling	1%
Financial Assistance	1%
Adult Education/Literacy	0%
Eviction Prevention	0%
English Classes	0%
Health Care (Dental, Medical, Mental Health Services)	0%
Interpersonal Conflict Resolution/Mediation	0%
Veteran's Services	0%
Substance Abuse Assistance	0%

## SUPPLEMENTARY DATA BRONX NDA 12

**What are the programs or services that you believe are most needed in your community?**

<b>Bronx NDA 12: Activity, Program, or Service: Most Needed in the Community</b>	
<b>Job skills/Employment training</b>	<b>28%</b>
<b>College preparation</b>	<b>25%</b>
<b>Education/Career Counseling</b>	<b>25%</b>
Afterschool Programs	23%
Financial assistance	20%
Senior citizen services	20%
Legal Services	19%
Safety/Crime prevention	18%
Housing Assistance	18%
Summer recreation services	18%
Adult Education/Literacy	17%
Food and nutrition assistance	15%
Child care/Head Start	14%
Financial education/literacy	14%
Eviction Prevention	13%
Family counseling	13%
Parenting support	13%
Assistance Starting a Business	12%
Health Care	9%
Transportation	9%
Emergency Shelter	9%
Heating/Utility assistance	9%
Veterans services	8%
Domestic violence assistance	8%
Interpersonal Conflict Resolution/Mediation	8%
Substance abuse assistance	8%
Income Tax Assistance	7%
English Classes (ESL)	6%