

Neighborhood Development Area Profiles

Instructions & Guidance

OBJECTIVE

The goal of your Neighborhood Development Area profile is to help develop funding priorities in your NDA; inform DYCD policies and practices; and identify and connect with additional resources to strengthen your community.



1 PROCESS

Your profile is part of DYCD's Citywide Community Needs Assessment, which is one of the most important planning tools utilized by the agency for informing program development. To create your profile, we engaged key stakeholders and members in your community to yield invaluable data regarding needs, access to, and availability of resources.

To conduct this assessment, DYCD used a variety of methods for data collection, with the main device being a series of surveys and public hearings.

2 FORMULATION OF NEEDS

To determine needs in your community, we asked community members the following questions:



What programs and services did you and your household receive within the last 12 months?



What are the programs or services that you and your household were unable to access for any reason within the last 12 months?



What are the programs or services you believe are most needed in your community?

3 PROGRAM & SERVICE RESPONSE OPTIONS



To answer these questions, respondents were provided with 29 program, service, and activity topics as response options:

- Adult Education/Literacy
- Afterschool Programs
- Assistance Starting a Business
- Child care/Head Start
- College preparation
- Domestic violence assistance
- Education/Career Counseling
- Emergency Counseling
- English Classes (ESL)
- Eviction Prevention
- Family counseling
- Financial assistance
- Financial education/literacy
- Food and nutrition assistance

- Health Care
- Heating/Utility assistance
- Housing Assistance
- Income Tax Assistance
- Interpersonal Conflict Resolution/Mediation
- Job skills/Employment training
- Legal Services
- Other
- Parenting support
- Safety/Crime prevention
- Senior citizen services
- Substance abuse assistance
- Summer recreation services
- Transportation
- Veteran's Services

4

Categorize Data

To make this data actionable, we the grouped these topics into categories as follows:



- Food & Nutrition Assistance
- Health Care
- Financial Assistance
- Legal Services
- Transportation
- Heating/Utility Assistance
- Income Tax Assistance
- Housing Assistance
- Safety & Crime Prevention
- Emergency Shelter
- Eviction Prevention
- Substance Abuse Assistance



Basic Needs

- English Classes
- Adult Education/Literacy
- College Preparation
- Financial Education/Literacy



Education

- Education/Career Counseling
- Job Skills/Employment Training
- Assistance Starting a Business



Employment & Career Advancement

- Afterschool Programs
- Summer Recreation



Out of School Time

- Child Care/Head Start
- Domestic Violence Assistance
- Family Counseling
- Parenting Support
- Interpersonal Conflict Resolution/Mediation




Family Supports

- Senior Citizen Services
- Veteran's Services



Support for Special Populations

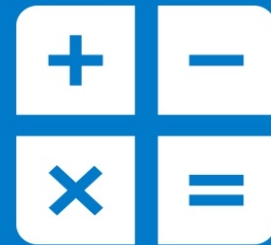
5 Assign Points



Upon completion of these categorizations, DYCD analyzed the frequency with which each stakeholder selected each program, service, and activity topic. Based on this analysis, we identified the top 10 topics selected by respondents. From there, points were attributed to each category based on the associated topic's ranking. The higher the topic was ranked, the more points were given.

6 Calculate Needs

Once the points were distributed, a sum was calculated to determine the needs you see in your profile!

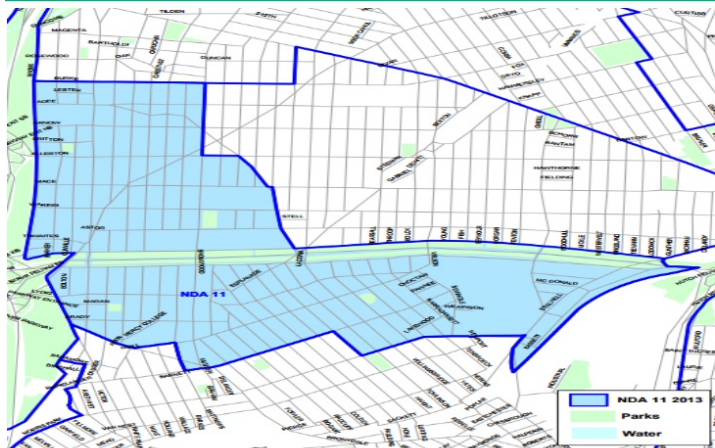


Community Needs Assessment

Neighborhood Development Area Bronx 11: Morris Park/Bronxdale

NDA Bronx 11

Demographic Profile



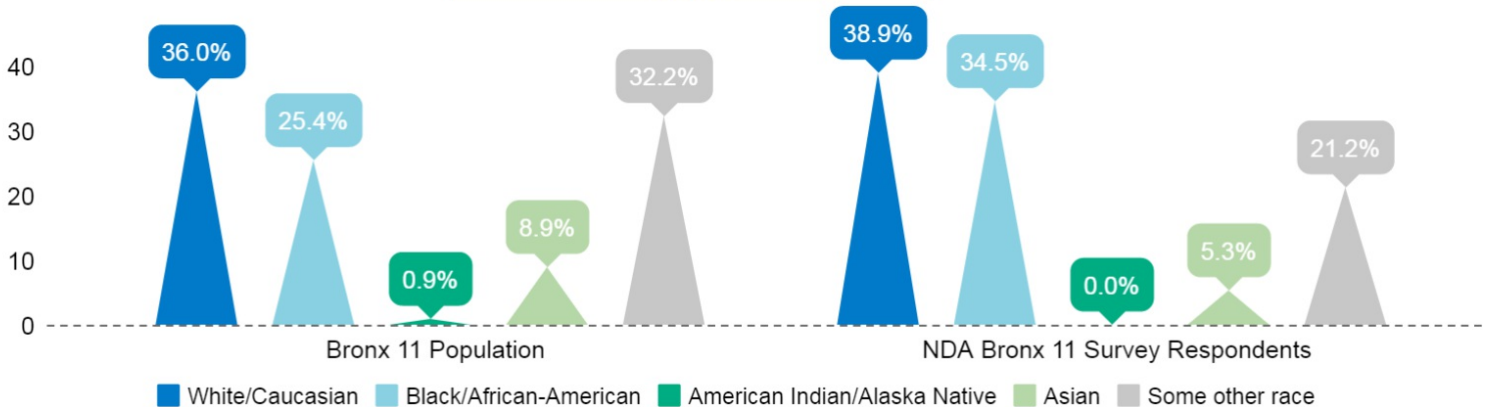
INTRODUCTION

Overall, 141 people in NDA Bronx 11 participated in the Community Needs Assessment Adult Survey. The average age of survey respondents was 54. In terms of gender, 57 percent of respondents selected Female, 41 percent selected Male, and 2 percent selected Other.

NDA Bronx 11 Population Snapshot

Total Population	129,963
Total Population, 18 Years Old +	99,113
Population below poverty level	20.3%

Race



Top Languages Spoken at Home*

Bronx 11 Population

- Spanish
- Albanian
- Italian

NDA Bronx 11 Survey Respondents

- Spanish

Ethnicity

Hispanic/Latino Origin

Bronx 11 Population 44.2%

NDA Bronx 11 Survey Respondents 39.5%

Population

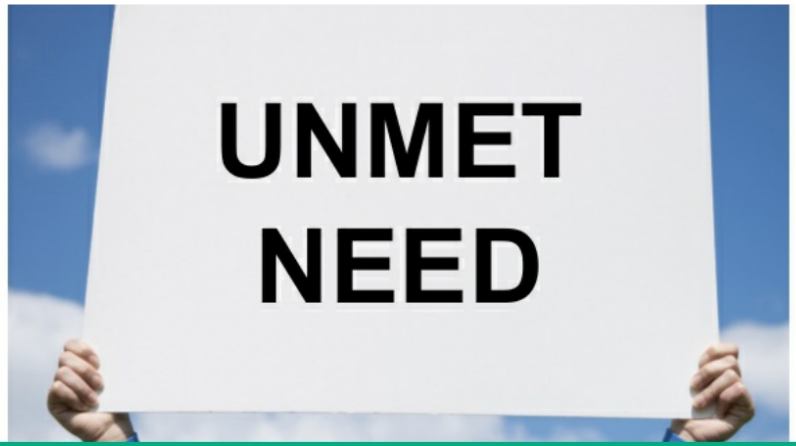
35.0%

Foreign Born

**Other than English

NDA Bronx 11

Program, Service & Activity Needs



Adults in NDA Bronx 11

SUMMARY OF NEEDS

With respect to programs, services, and/or activities under the CNA categories:

Respondents indicated that those categorized as Basic Needs, Out of School Time, and Employment and Career Advancement were identified as most "utilized," "needed, but not received," and most "needed" in their community.

STAKEHOLDER INPUT

Key Informants (Elected Officials & Community Board Leadership):

The most needed program or service identified by key informants in NDA Bronx 11 were legal services, immigrant supports (e.g.; citizenship), supports for the homeless population, and housing assistance.

Public Hearings:

The most referenced issues that emerged from a public hearing conducted by DYCD in NDA Bronx 11 on October 20, 2016 was out of school time programming, followed by crime/safety.

Utilization Trends

Programs, services, and/or activities that respondent and their household members received within the last 12 months

#1
Basic Needs

#3
Employment & Career Advancement

#2
Out of School Time

Service Gaps

Programs, services, and/or activities that respondent and their household needed, but did not receive within the last 12 months



#1
Basic Needs



#2
Out of School Time



#3
Employment & Career Advancement

Community Needs

Programs, services, and/or activities that respondents believe is most needed in NDA Bronx 11



#1
Employment &
Career
Advancement



#2
Out of School Time



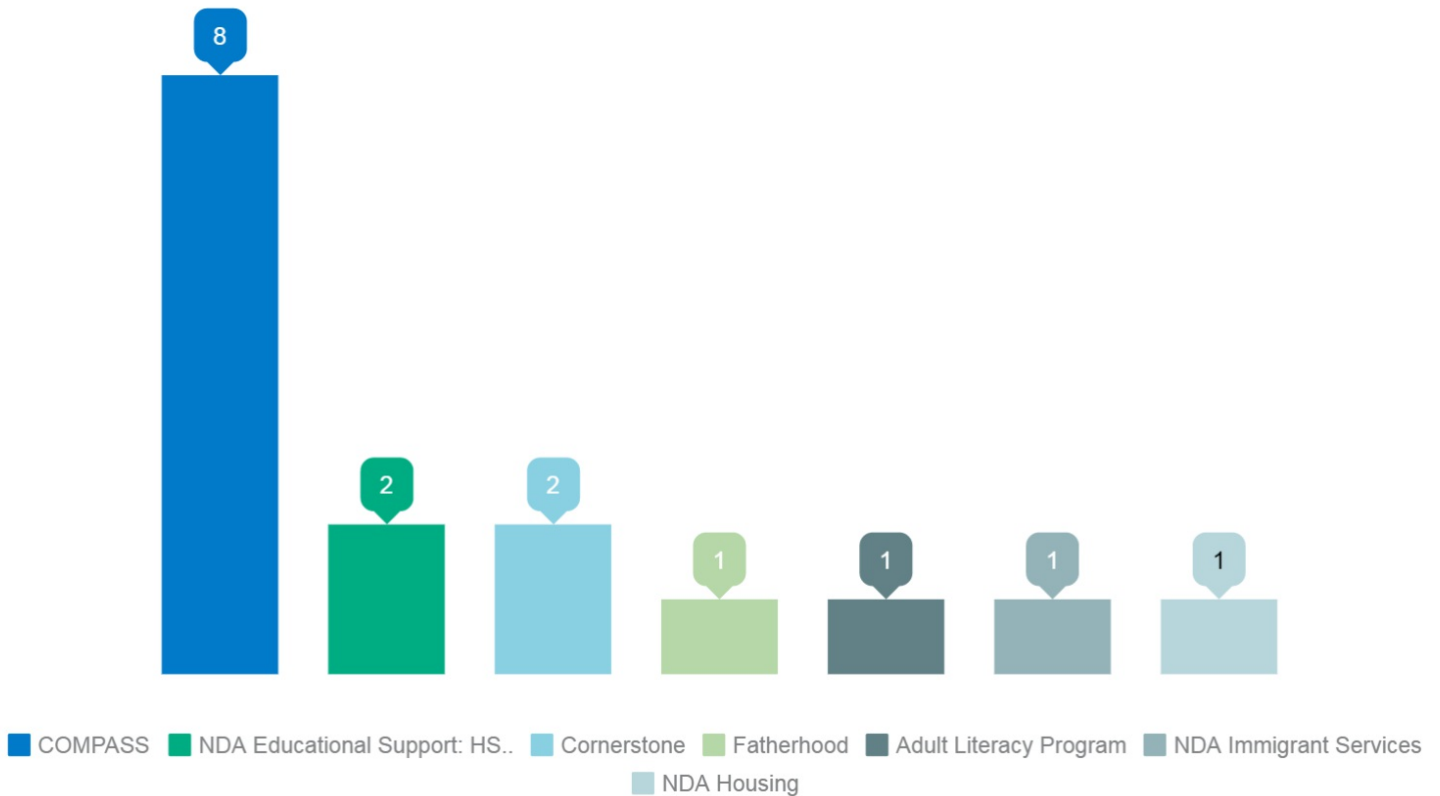
#3
Basic Needs

NDA Bronx 11

Resources Available in Your NDA



DYCD Programs in Bronx 11***



***This chart represents number of programs as of 4/5/17. Numbers are not exhaustive and are subject to change

Other City Agencies****



Basic Needs



- Mayor's Office of Immigrant Affairs
- Administration of Children's Services:
 - Juvenile Justice Program
- Department for the Aging:
 - Home Delivered Meals & In-Home Services
- Department of Health & Mental Hygiene:
 - NYC Teens Connection
 - Family Resource Centers
- Human Resources Administration:
 - Cash Assistance
 - Supplemental Nutrition Assistance (SNAP)
 - Office of Child Support Enforcement
 - Office of Citywide Health Insurance Access



Education



- Department of Consumer Affairs:
 - Office of Financial Empowerment
- Department of Education
 - Living for the young family through Education Program
 - Division of English Language Learners



Employment & Career Advancement



- Department for the Aging:
 - Job Training & Advocacy
- Department of Small Business Services:
 - Workforce 1 Career Center
 - Community Partners Program
- Human Resources Administration
 - Employment Services



Family Supports



- Human Resources Administration
 - Domestic Violence Support
 - Office of Child Support Enforcement
- Department for the Aging:
 - Elder Abuse & Crime Victim Services
- Department of Health & Mental Hygiene:
 - District Public Health Offices
 - Newborn Home Visiting Program
 - Nurse Family Partnership
- Administration for Children's Services
 - Adult Protective Services
 - Preventive Services
 - Keeping Children Safe
- Mayor's Office to Combat Domestic Violence
 - Healthy Relationship Training Academy



Supports for Special Populations



- Department for the Aging
 - General Office
 - Senior Centers
- Social Security Administration
- Department of Finance
 - Senior Citizen Rent Increase Exemption
 - Disability Rent Increase Exemption

**** Citywide agencies listed here are not exhaustive and are subject to change

SUPPLEMENTARY DATA BRONX NDA 11

What are the programs or services that you and your household received within the last 12 months?

Bronx NDA 11: Activity, Program, or Service: Needed and Received	
Health Care (Dental, Medical, Mental Health Services)	9%
Afterschool Programs	7%
Food and Nutrition Assistance	6%
Adult Education/Literacy	4%
Income Tax Assistance	4%
Transportation	4%
Education/Career Counseling	4%
Job Skills/Employment Training	4%
Summer Recreation	4%
Child Care/Head Start	3%
Heating/Utility Assistance	3%
Housing Assistance	3%
Senior Citizen Services	3%
English Classes	2%
College Preparation	2%
Emergency Shelter	2%
Financial Assistance	2%
Parenting Support	2%
Assistance Starting a Business	1%
Legal Services	1%
Domestic Violence Prevention	1%
Safety/Crime Prevention	1%
Financial Education/Literacy	1%
Veteran's Services	1%
Substance Abuse Assistance	1%
Eviction Prevention	0%
Family Counseling	0%
Interpersonal Conflict Resolution/Mediation	0%

SUPPLEMENTARY DATA BRONX NDA 11

What are the programs or services that you and your household were unable to access for any reason within the last 12 months?

Bronx NDA 11: Activity, Program, or Service: Needed, but Did Not Receive	
Summer Recreation	9%
Food and Nutrition Assistance	8%
Afterschool Programs	6%
Safety/Crime Prevention	6%
Housing Assistance	5%
Assistance Starting a Business	4%
Child Care/Head Start	4%
Education/Career Counseling	4%
Job Skills/Employment Training	4%
Legal Services	3%
Heating/Utility Assistance	3%
Income Tax Assistance	3%
Parenting Support	3%
Transportation	2%
College Preparation	1%
Financial Assistance	1%
Financial Education/Literacy	1%
Adult Education/Literacy	1%
Family Counseling	1%
English Classes	0%
Domestic Violence Prevention	0%
Emergency Shelter	0%
Eviction Prevention	0%
Health Care (Dental, Medical, Mental Health Services)	0%
Interpersonal Conflict Resolution/Mediation	0%
Senior Citizen Services	0%
Veteran's Services	0%
Substance Abuse Assistance	0%

SUPPLEMENTARY DATA BRONX NDA 11

What are the programs or services that you believe are most needed in your community?

Bronx NDA 11: Activity, Program, or Service: Most Needed in the Community	
Job skills/Employment training	38%
Afterschool Programs	36%
Education/Career Counseling	28%
Safety/Crime prevention	27%
Child care/Head Start	24%
Summer recreation services	24%
College preparation	21%
Health Care	21%
Housing Assistance	21%
Adult Education/Literacy	20%
Eviction Prevention	19%
Legal Services	19%
Food and nutrition assistance	19%
Senior citizen services	18%
Assistance Starting a Business	17%
Family counseling	17%
Parenting support	17%
Domestic violence assistance	16%
English Classes (ESL)	16%
Financial education/literacy	14%
Emergency Shelter	12%
Financial assistance	11%
Veterans services	11%
Transportation	10%
Heating/Utility assistance	9%
Income Tax Assistance	8%
Interpersonal Conflict Resolution/Mediation	8%
Substance abuse assistance	7%