

Neighborhood Development Area Profiles

Instructions & Guidance

OBJECTIVE

The goal of your Neighborhood Development Area profile is to help develop funding priorities in your NDA; inform DYCD policies and practices; and identify and connect with additional resources to strengthen your community.



1 PROCESS

Your profile is part of DYCD's Citywide Community Needs Assessment, which is one of the most important planning tools utilized by the agency for informing program development. To create your profile, we engaged key stakeholders and members in your community to yield invaluable data regarding needs, access to, and availability of resources.

To conduct this assessment, DYCD used a variety of methods for data collection, with the main device being a series of surveys and public hearings.

2

FORMULATION OF NEEDS

To determine needs in your community, we asked community members the following questions:



What programs and services did you and your household receive within the last 12 months?



What are the programs or services that you and your household were unable to access for any reason within the last 12 months?



What are the programs or services you believe are most needed in your community?

3

PROGRAM & SERVICE RESPONSE OPTIONS



To answer these questions, respondents were provided with 29 program, service, and activity topics as response options:

- Adult Education/Literacy
- Afterschool Programs
- Assistance Starting a Business
- Child care/Head Start
- College preparation
- Domestic violence assistance
- Education/Career Counseling
- Emergency Counseling
- English Classes (ESL)
- Eviction Prevention
- Family counseling
- Financial assistance
- Financial education/literacy
- Food and nutrition assistance

- Health Care
- Heating/Utility assistance
- Housing Assistance
- Income Tax Assistance
- Interpersonal Conflict Resolution/Mediation
- Job skills/Employment training
- Legal Services
- Other
- Parenting support
- Safety/Crime prevention
- Senior citizen services
- Substance abuse assistance
- Summer recreation services
- Transportation
- Veteran's Services

4

Categorize Data

To make this data actionable, we the grouped these topics into categories as follows:



Food & Nutrition Assistance
Health Care
Financial Assistance
Legal Services
Transportation
Heating/Utility Assistance
Income Tax Assistance
Housing Assistance
Safety & Crime Prevention
Emergency Shelter
Eviction Prevention
Substance Abuse Assistance



Basic Needs

English Classes
Adult Education/Literacy
College Preparation
Financial Education/Literacy



Education

Education/Career Counseling
Job Skills/Employment Training
Assistance Starting a Business



Employment & Career Advancement

Afterschool Programs
Summer Recreation



Out of School Time

Child Care/Head Start
Domestic Violence Assistance
Family Counseling
Parenting Support
Interpersonal Conflict Resolution/Mediation



Family Supports

Senior Citizen Services
Veteran's Services



Support for Special Populations

5

Assign Points

1 _____
2 _____

Upon completion of these categorizations, DYCD analyzed the frequency with which each stakeholder selected each program, service, and activity topic. Based on this analysis, we identified the top 10 topics selected by respondents. From there, points were attributed to each category based on the associated topic's ranking. The higher the topic was ranked, the more points were given.

6

Calculate Needs

Once the points were distributed, a sum was calculated to determine the needs you see in your profile!

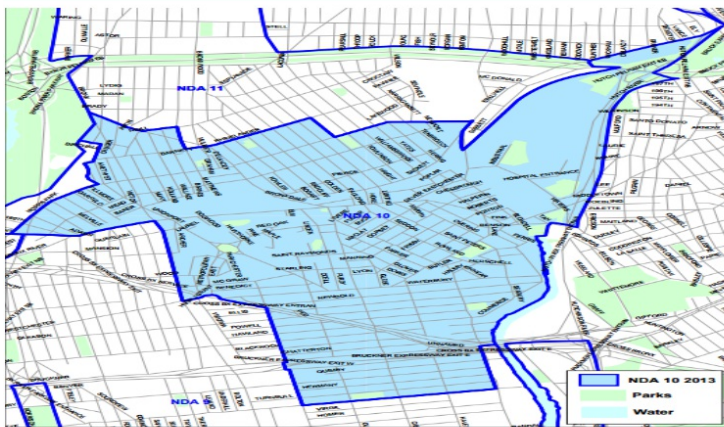


Community Needs Assessment

Neighborhood Development Area Bronx 10:
Parkchester/Westchester Square

NDA Bronx 10

Demographic Profile



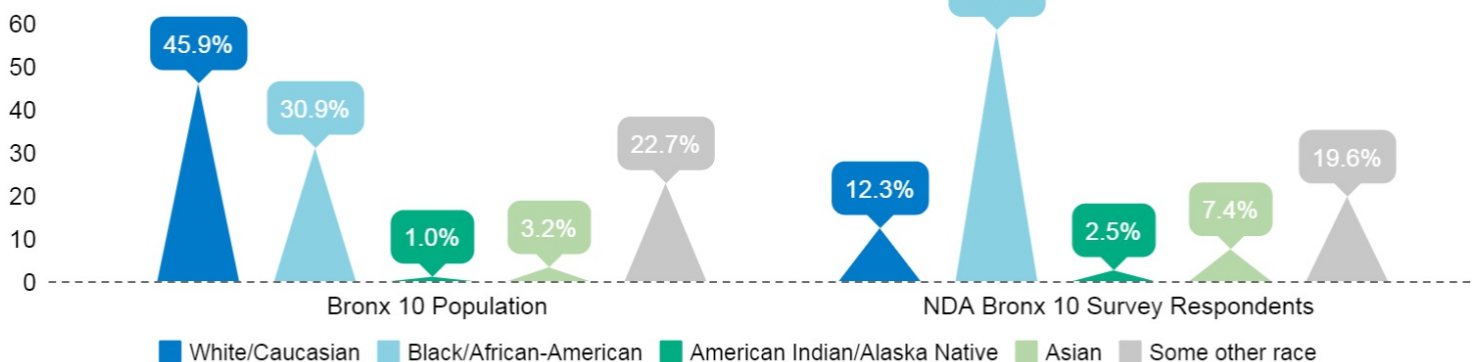
INTRODUCTION

Overall, 193 people in NDA Bronx 10 participated in the Community Needs Assessment Adult Survey. The average age of survey respondents was 54. In terms of gender, 57 percent of respondents selected Female, 41 percent selected Male, and 2 percent selected Other.

NDA Bronx 10 Population Snapshot

Total Population	123,832
Total Population, 18 Years Old +	100,115
Population below poverty level	12.5%

Race



Top Languages Spoken at Home*

Bronx 10 Population	NDA Bronx 10 Survey Respondents
1. Spanish	1. Spanish
2. Italian	2. Bengali
3. Kru, Ibo, Yoruba	3. Arabic

Ethnicity

Hispanic/Latino Origin

Bronx 10 Population	34.8%
NDA Bronx 10 Survey Respondents	32.4%

Population

20.2%

Foreign Born

**Other than English

NDA Bronx 10

Program, Service & Activity Needs



UNMET NEED

Adults in NDA Bronx 10

SUMMARY OF NEEDS

With respect to programs, services, and/or activities under the CNA categories:

Respondents indicated that those categorized as Basic Needs and Employment and Career Advancement were identified as most "utilized" and "needed, but not received."

In contrast, respondents indicated that those categorized as Out of School Time were among the most "utilized" and "most needed" in their community, but were not among the most "needed" by respondents.

Respondents indicated that those categorized as Education were among the "needed" by respondents and the "most needed" in their community, but they were not among the most "utilized."

STAKEHOLDER INPUT

Public Hearings:

The most referenced issues that emerged from a public hearing conducted by DYCD in NDA Bronx 10 on December 13, 2016 was crime/safety and senior citizen services, followed by adult education and immigrant supports.

Utilization Trends

Programs, services, and/or activities that respondent and their household members received within the last 12 months

#1
Basic Needs

#3
Employment & Career
Advancement

#2
Out of School Time

Service Gaps

Programs, services, and/or activities that respondent and their household needed, but did not receive within the last 12 months



#1
Basic Needs



#2
Employment & Career
Advancement



#3
Education

Community Needs

Programs, services, and/or activities that respondents believe is most needed in NDA Bronx 10



#1
Education



#2
Out of School Time



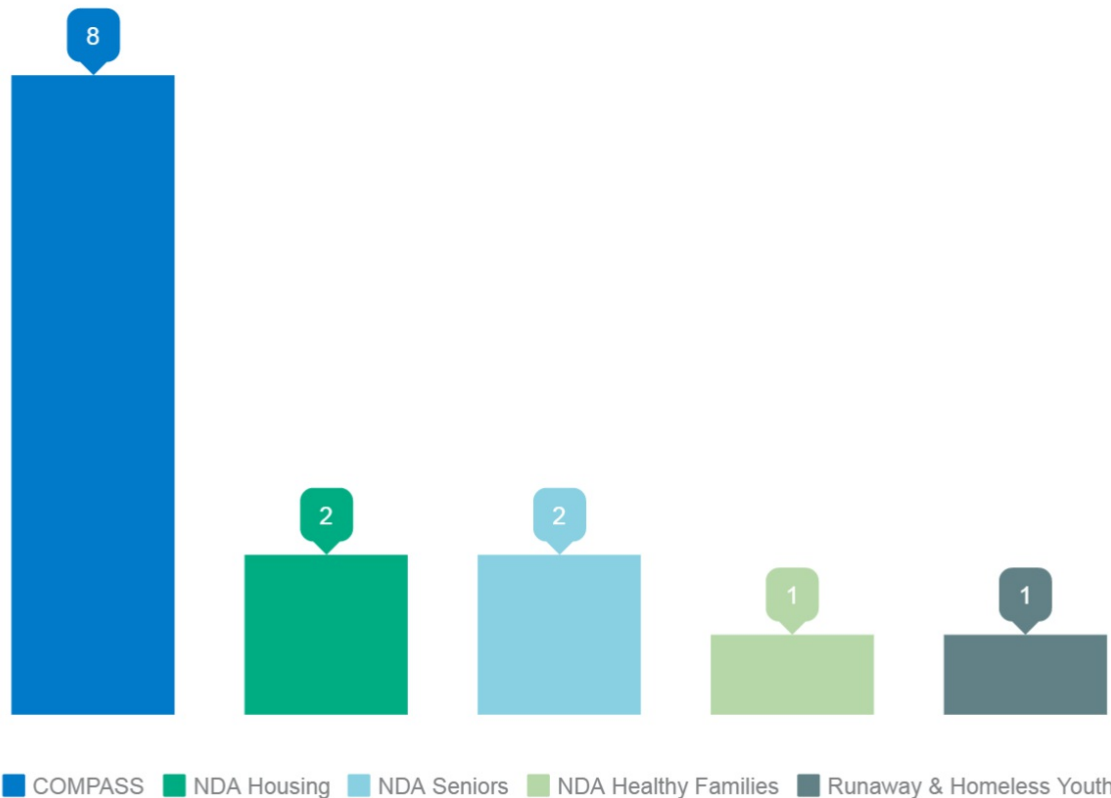
#3
Supports for Special Populations

NDA Bronx 10

Resources Available in Your NDA



DYCD Programs in Bronx 10***



***This chart represents number of programs as of 4/5/17. Numbers are not exhaustive and are subject to change

Other City Agencies****



Basic Needs



Mayor's Office of Immigrant Affairs
Administration of Children's Services:
- Juvenile Justice Program

Department for the Aging:

-Home Delivered Meals & In-Home Services

Department of Health & Mental Hygiene:

-NYC Teens Connection

-Family Resource Centers

Human Resources Administration:

-Cash Assistance

-Supplemental Nutrition Assistance (SNAP)

-Office of Child Support Enforcement

-Office of Citywide Health Insurance Access



Education



Department of Consumer Affairs:
- Office of Financial Empowerment

Department of Education

-Living for the young family
through Education Program

-Division of English Language
Learners



Employment & Career Advancement



Department for the Aging:
-Job Training & Advocacy

Department of Small
Business Services:

-Workforce 1 Career Center
Community Partners Program

Human Resources Administration

-Employment Services



Family Supports



Human Resources Administration

- Domestic Violence Support

-Office of Child Support Enforcement

Department for the Aging:

-Elder Abuse & Crime Victim Services

Department of Health & Mental Hygiene:

-District Public Health Offices

-Newborn Home Visiting Program

-Nurse Family Partnership

Administration for Children's Services

-Adult Protective Services

-Preventive Services

-Keeping Children Safe

Mayor's Office to Combat Domestic Violence

-Healthy Relationship Training Academy



Supports for Special Populations



Department for the Aging

- General Office

-Senior Centers

Social Security Administration

Department of Finance

-Senior Citizen Rent Increase Exemption

-Disability Rent Increase Exemption

SUPPLEMENTARY DATA BRONX NDA 10

What are the programs or services that you and your household received within the last 12 months?

Bronx NDA 10: Activity, Program, or Service: Needed and Received	
Health Care (Dental, Medical, Mental Health Services)	7%
Food and Nutrition Assistance	7%
Income Tax Assistance	7%
Afterschool Programs	6%
Assistance Starting a Business	3%
Heating/Utility Assistance	3%
Housing Assistance	3%
English Classes	2%
Financial Assistance	2%
Transportation	2%
Summer Recreation	2%
Job Skills/Employment Training	2%
Adult Education/Literacy	1%
Child Care/Head Start	1%
College Preparation	1%
Education/Career Counseling	1%
Family Counseling	1%
Safety/Crime Prevention	1%
Legal Services	1%
Emergency Shelter	1%
Financial Education/Literacy	1%
Senior Citizen Services	1%
Domestic Violence Prevention	0%
Eviction Prevention	0%
Interpersonal Conflict Resolution/Mediation	0%
Parenting Support	0%
Veteran's Services	0%
Substance Abuse Assistance	0%

SUPPLEMENTARY DATA BRONX NDA 10

What are the programs or services that you and your household were unable to access for any reason within the last 12 months?

Bronx NDA 10: Activity, Program, or Service: Needed, but Did Not Receive	
Job Skills/Employment Training	7%
Food and Nutrition Assistance	5%
College Preparation	4%
Education/Career Counseling	4%
Housing Assistance	4%
English Classes	3%
Afterschool Programs	3%
Financial Education/Literacy	3%
Legal Services	2%
Financial Assistance	2%
Senior Citizen Services	2%
Transportation	2%
Summer Recreation	2%
Substance Abuse Assistance	2%
Emergency Shelter	2%
Heating/Utility Assistance	2%
Income Tax Assistance	2%
Parenting Support	2%
Safety/Crime Prevention	2%
Child Care/Head Start	1%
Domestic Violence Prevention	1%
Adult Education/Literacy	0%
Assistance Starting a Business	0%
Eviction Prevention	0%
Family Counseling	0%
Health Care (Dental, Medical, Mental Health Services)	0%
Interpersonal Conflict Resolution/Mediation	0%
Veteran's Services	0%

SUPPLEMENTARY DATA BRONX NDA 10

What are the programs or services that you believe are most needed in your community?

Bronx NDA 10: Activity, Program, or Service: Most Needed in the Community	
Afterschool Programs	26%
Senior citizen services	22%
Job skills/Employment training	20%
College preparation	20%
Adult Education/Literacy	18%
English Classes (ESL)	17%
Summer recreation services	17%
Safety/Crime prevention	16%
Legal Services	16%
Education/Career Counseling	13%
Housing Assistance	13%
Child care/Head Start	12%
Financial assistance	12%
Financial education/literacy	11%
Income Tax Assistance	11%
Assistance Starting a Business	10%
Food and nutrition assistance	9%
Health Care	7%
Emergency Shelter	7%
Eviction Prevention	7%
Transportation	7%
Heating/Utility assistance	6%
Substance abuse assistance	6%
Parenting support	5%
Domestic violence assistance	5%
Family counseling	5%
Veterans services	5%
Interpersonal Conflict Resolution/Mediation	3%