

Neighborhood Development Area Profiles

Instructions & Guidance

OBJECTIVE

The goal of your Neighborhood Development Area profile is to help develop funding priorities in your NDA; inform DYCD policies and practices; and identify and connect with additional resources to strengthen your community.



1 PROCESS

Your profile is part of DYCD's Citywide Community Needs Assessment, which is one of the most important planning tools utilized by the agency for informing program development. To create your profile, we engaged key stakeholders and members in your community to yield invaluable data regarding needs, access to, and availability of resources.

To conduct this assessment, DYCD used a variety of methods for data collection, with the main device being a series of surveys and public hearings.

2

FORMULATION OF NEEDS

To determine needs in your community, we asked community members the following questions:



What programs and services did you and your household receive within the last 12 months?



What are the programs or services that you and your household were unable to access for any reason within the last 12 months?



What are the programs or services you believe are most needed in your community?

3

PROGRAM & SERVICE RESPONSE OPTIONS



To answer these questions, respondents were provided with 29 program, service, and activity topics as response options:

Adult Education/Literacy
Afterschool Programs
Assistance Starting a Business
Child care/Head Start
College preparation
Domestic violence assistance
Education/Career Counseling
Emergency Counseling
English Classes (ESL)
Eviction Prevention
Family counseling
Financial assistance
Financial education/literacy
Food and nutrition assistance

Health Care
Heating/Utility assistance
Housing Assistance
Income Tax Assistance
Interpersonal Conflict Resolution/Mediation
Job skills/Employment training
Legal Services
Other
Parenting support
Safety/Crime prevention
Senior citizen services
Substance abuse assistance
Summer recreation services
Transportation
Veteran's Services

4

Categorize Data

To make this data actionable, we the grouped these topics into categories as follows:



Food & Nutrition Assistance
Health Care
Financial Assistance
Legal Services
Transportation
Heating/Utility Assistance
Income Tax Assistance
Housing Assistance
Safety & Crime Prevention
Emergency Shelter
Eviction Prevention
Substance Abuse Assistance



Basic Needs

English Classes
Adult Education/Literacy
College Preparation
Financial Education/Literacy



Education

Education/Career Counseling
Job Skills/Employment Training
Assistance Starting a Business



Employment & Career Advancement

Afterschool Programs
Summer Recreation



Out of School Time

Child Care/Head Start
Domestic Violence Assistance
Family Counseling
Parenting Support
Interpersonal Conflict Resolution/Mediation



Family Supports

Senior Citizen Services
Veteran's Services



Support for Special Populations

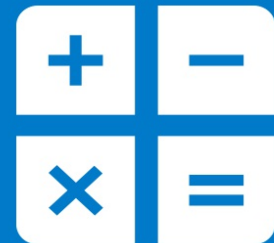
5 Assign Points

1 _____
2 _____

Upon completion of these categorizations, DYCD analyzed the frequency with which each stakeholder selected each program, service, and activity topic. Based on this analysis, we identified the top 10 topics selected by respondents. From there, points were attributed to each category based on the associated topic's ranking. The higher the topic was ranked, the more points were given.

6 Calculate Needs

Once the points were distributed, a sum was calculated to determine the needs you see in your profile!

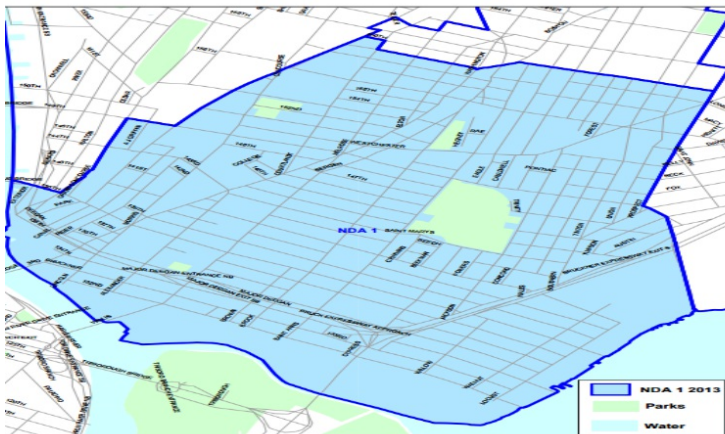


Community Needs Assessment

Neighborhood Development Area Bronx 1:
Mott Haven/Melrose

NDA Bronx 1

Demographic Profile



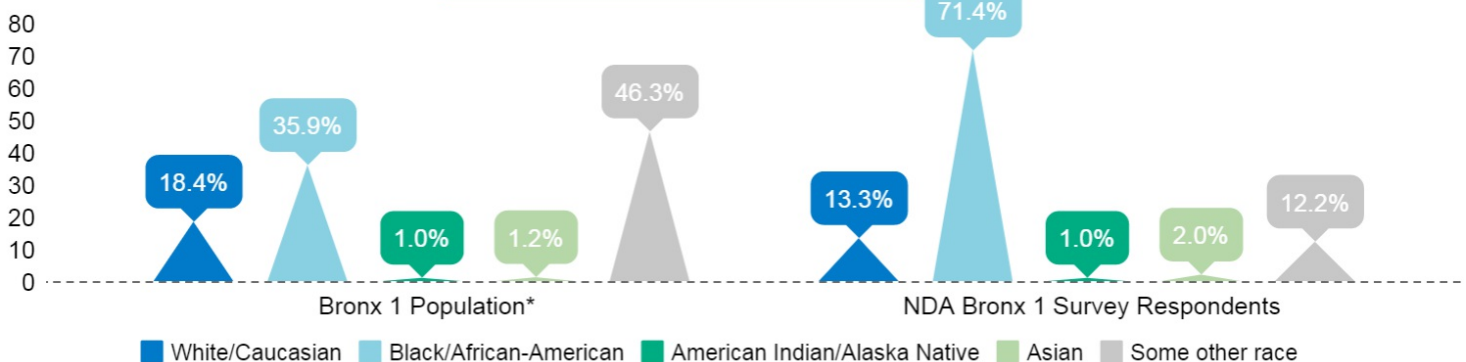
INTRODUCTION

Overall, 129 people in NDA Bronx 1 participated in the Community Needs Assessment Adult Survey. The average age of survey respondents was 44. In terms of gender, 57 percent of respondents selected Female and 43 percent selected Male.

NDA Bronx 1 Population Snapshot*

Total Population	157,561
Total Population, 18 Years Old +	111,389
Population below poverty level	42.8%

Race



Top Languages Spoken at Home**

Bronx 1 Population*	NDA Bronx 1 Survey Respondents
1. Spanish 2. Kru, Ibo, Yoruba 3. French	1. Spanish

Ethnicity

Hispanic/Latino Origin

Bronx 1 Population*	68.8%
NDA Bronx 1 Survey Respondents	48.1%

Population

28.5%

Foreign Born

*Census data is only given for the combined areas of Bronx 1 & Bronx 2. All demographic data includes both areas.

**Other than English

NDA Bronx 1

Program, Service & Activity Needs



UNMET NEED

Adults in NDA Bronx 1

SUMMARY OF NEEDS

With respect to programs, services, and/or activities under the CNA categories:

Respondents indicated that those categorized as Basic Needs and/or Out of School Time were identified as most "utilized," "needed, but not received," and most "needed" in their community.

Although respondents indicated that those categorized as Employment & Career Advancement were most "needed in their community" and "needed, but not received", they were not among the most "utilized" by respondents.

STAKEHOLDER INPUT

Public Hearings:

The most referenced issues that emerged from a public hearing conducted by DYCD in NDA Bronx 1 on 11/16/16 was out of school time, job/employment opportunities, senior citizen services, child care, and immigrant supports.

Utilization Trends

Programs, services, and/or activities that respondent and their household members received within the last 12 months

#1
Basic Needs

#3
Education

#2
Out of School Time

Service Gaps

Programs, services, and/or activities that respondent and their household needed, but did not receive within the last 12 months



#1
Out of School Time



#2
Employment & Career
Advancement



#3
Basic Needs

Community Needs

Programs, services, and/or activities that respondents believe is most needed in NDA Bronx 1



#1
Employment &
Career Advancement



#2
Basic Needs



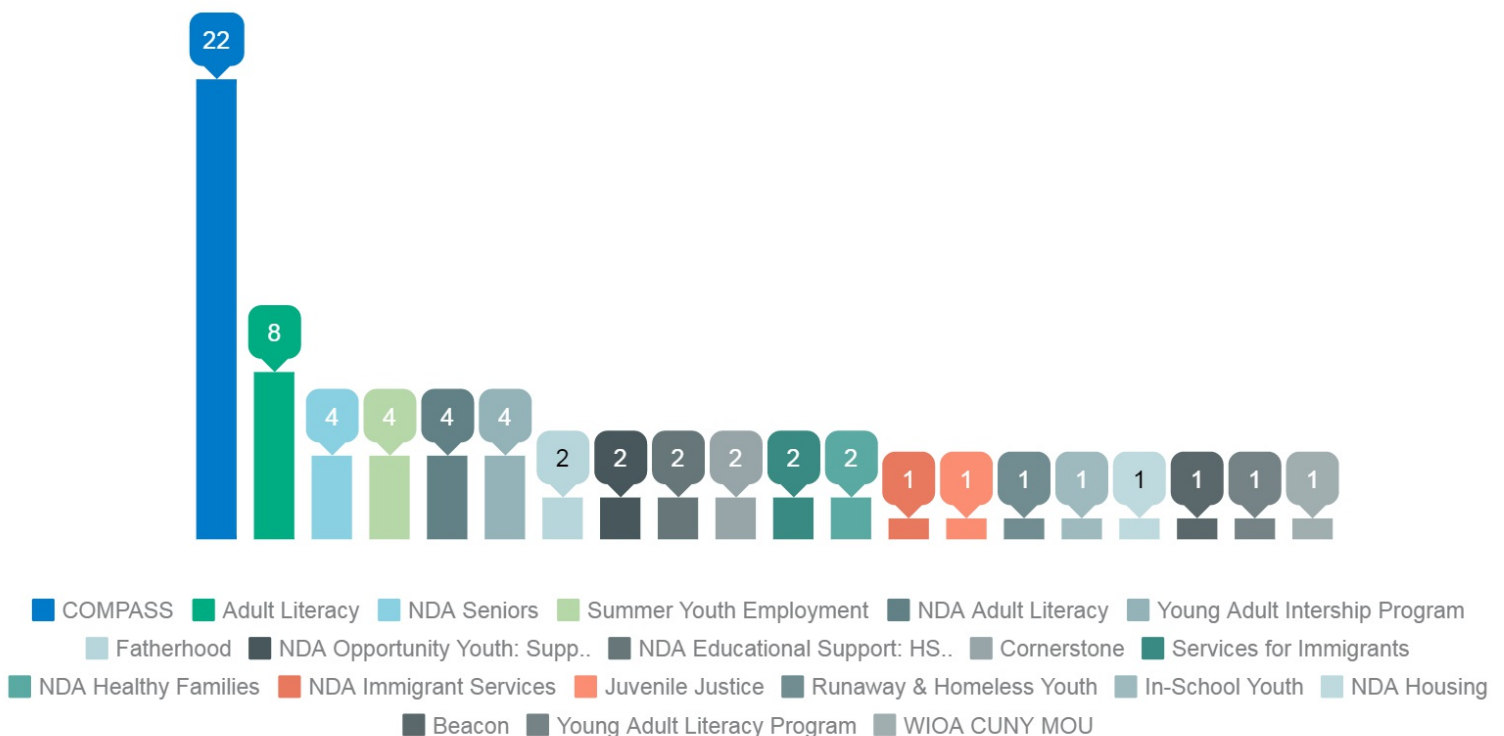
#3
Out of School Time

NDA Bronx 1

Resources Available in Your NDA



DYCD Programs in Bronx 1***



***This chart represents number of programs as of 4/5/17. Numbers are not exhaustive and are subject to change

Other City Agencies****



Basic Needs



Mayor's Office of Immigrant Affairs
Administration of Children's Services:
- Juvenile Justice Program
Department for the Aging:
- Home Delivered Meals & In-Home Services
Department of Health & Mental Hygiene:
- NYC Teens Connection
- Family Resource Centers
Human Resources Administration:
- Cash Assistance
- Supplemental Nutrition Assistance (SNAP)
- Office of Child Support Enforcement
Office of Citywide Health Insurance Access



Education



Department of Consumer Affairs:
- Office of Financial Empowerment
Department of Education
- Living for the young family through Education Program
- Division of English Language Learners



Employment & Career Advancement



Department for the Aging:
- Job Training & Advocacy
Department of Small Business Services:
- Workforce 1 Career Center
Community Partners Program
Human Resources Administration
- Employment Services



Family Supports



Human Resources Administration
- Domestic Violence Support
- Office of Child Support Enforcement
Department for the Aging:
- Elder Abuse & Crime Victim Services
Department of Health & Mental Hygiene:
- District Public Health Offices
- Newborn Home Visiting Program
- Nurse Family Partnership
Administration for Children's Services
- Adult Protective Services
- Preventive Services
- Keeping Children Safe
Mayor's Office to Combat Domestic Violence
- Healthy Relationship Training Academy



Supports for Special Populations



Department for the Aging
- General Office
- Senior Centers
Social Security Administration
Department of Finance
- Senior Citizen Rent Increase Exemption
- Disability Rent Increase Exemption

SUPPLEMENTARY DATA BRONX NDA 1

What are the programs or services that you and your household received within the last 12 months?

Bronx NDA 1: Activity, Program, or Service: Needed and Received	
Afterschool Programs	11%
Food and Nutrition Assistance	7%
Health Care (Dental, Medical, Mental Health Services)	6%
Child Care/Head Start	5%
Summer Recreation	5%
Adult Education/Literacy	5%
English Classes	5%
Financial Assistance	5%
Legal Services	4%
Financial Education/Literacy	4%
Income Tax Assistance	4%
Job Skills/Employment Training	4%
Housing Assistance	4%
Family Counseling	2%
Assistance Starting a Business	2%
Education/Career Counseling	2%
Heating/Utility Assistance	2%
Safety/Crime Prevention	2%
Senior Citizen Services	2%
Transportation	2%
Substance Abuse Assistance	2%
College Preparation	1%
Domestic Violence Prevention	1%
Interpersonal Conflict Resolution/Mediation	1%
Parenting Support	1%
Veteran's Services	1%
Emergency Shelter	0%
Eviction Prevention	0%

SUPPLEMENTARY DATA BRONX NDA 1

What are the programs or services that you and your household were unable to access for any reason within the last 12 months?

Bronx NDA 1: Activity, Program, or Service: Needed, but Did Not Receive	
Summer Recreation	8%
Legal Services	7%
Senior Citizen Services	6%
Afterschool Programs	5%
Job Skills/Employment Training	5%
Assistance Starting a Business	4%
Education/Career Counseling	3%
Food and Nutrition Assistance	3%
Child Care/Head Start	2%
Financial Education/Literacy	2%
Heating/Utility Assistance	2%
Safety/Crime Prevention	2%
Financial Assistance	2%
Income Tax Assistance	2%
Housing Assistance	2%
Parenting Support	2%
Transportation	2%
Adult Education/Literacy	1%
English Classes	1%
College Preparation	1%
Domestic Violence Prevention	1%
Emergency Shelter	1%
Eviction Prevention	1%
Substance Abuse Assistance	1%
Family Counseling	0%
Health Care (Dental, Medical, Mental Health Services)	0%
Interpersonal Conflict Resolution/Mediation	0%
Veteran's Services	0%

SUPPLEMENTARY DATA BRONX NDA 1

What are the programs or services that you believe are most needed in your community?

Bronx NDA 1: Activity, Program, or Service: Most Needed in the Community	
Job Skills/Employment Training	39%
Afterschool Programs	27%
College Preparation	27%
Senior Citizen Services	21%
Adult Education/Literacy	20%
Family Counseling	19%
Emergency Shelter	18%
Safety/Crime Prevention	18%
Legal Services	17%
Housing Assistance	17%
Summer Recreation	17%
English Classes	16%
Eviction Prevention	15%
Financial Assistance	15%
Financial Education/Literacy	15%
Parenting Support	15%
Child Care/Head Start	14%
Education/Career Counseling	14%
Heating/Utility Assistance	14%
Substance Abuse Assistance	12%
Food and Nutrition Assistance	11%
Assistance Starting a Business	11%
Health Care (Dental, Medical, Mental Health Services)	11%
Interpersonal Conflict Resolution/Mediation	11%
Transportation	11%
Veteran's Services	11%
Domestic Violence Prevention	6%
Income Tax Assistance	6%