

HOME SAFE HOME





Join the Safety Scout Squad!

Ready to learn all about what makes a healthy home?
In this book, you'll meet Lulu and her stuffed animal friend, Felix.
You will learn with Lulu and Felix what makes our homes safe.

Your mission is to complete fun challenges. You'll earn a special safety badge for every one you do! Are you ready to become a part of the Safety Scout Squad? LET'S GO!

Complete an activity to earn a badge every time you see this purple and yellow symbol!

Home Safety Checklist

- ✓ Page 1: Mouse Control
- ✓ Page 9: Lead Paint Safety
- ✓ Page 13: Dust Drama
- ✓ Page 18: Window Guards
- ✓ Page 20: Smoke Detector Safety
- ✓ Page 24: Yikes, Mold!
- ✓ Page 28: Roach Prevention

Design your photo ID card and answer questions about YOU!

Name _____

City _____

State _____

Age _____


Eye Color _____

Hair Color _____

Favorite Animal _____


Lulu was asleep.


She was cuddled up with her stuffed animal friend, Felix.



But Felix couldn't sleep. The King of Animals was afraid of something.

Felix tapped Lulu on her shoulder.






"Oh, you saw the mouse!" said Lulu. "You're so lucky!"

"Mouse?!" Felix cried out in shock. "Lucky?!"

"Yeah," said Lulu. "She doesn't come out a lot. Isn't she cute?"

"Cute?! I don't like mice," Felix declared. "I'm afraid it will bite me."

"Afraid!" Lulu said. "You're not a lion. You're a scaredy-cat!"



"I just want to be safe," said Felix. "We need to fill that hole!"

"We will do it in the morning," said Lulu.





"In the morning?!" said Felix.
"That mouse looked hungry ..."

"... Maybe it wants dinner.
Maybe it wants **us** for dinner.
We need to do something **now**!"

"Chill out, Felix. There's nothing to worry about," Lulu laughed. "I'll go tell Mom and Dad. You wait here."


"Thank you, Lulu," said Felix.
"You're my hero."



Lulu went to tell her parents about the mouse.

Where did Felix go?

He went under the covers!



Lulu showed her parents the mouse hole.
Dad filled the hole with steel wool.

Felix peeked out
from under the covers
to watch.

Lulu was confident
and proud of her parents.



Follow the strand of steel wool that leads to the mouse hole.
Who is holding the steel wool that leads to the mouse hole?





"We put steel wool in the hole," Mom explained. "And the building superintendent will patch it. The mouse won't come out again."

"Thanks, Mom," said Lulu. "You and Dad are the best. I love you."

"We love you, too, dear," Mom said.

Lulu smiled, cozy in bed. But where was Felix?



Felix was still hiding under the covers.

"Felix, you can come out now," whispered Lulu. "It's safe."

Felix came out from under the covers. He was relieved.



"Phew!" said Felix. "Your parents are the best. Mom is going to have a baby soon, right?"

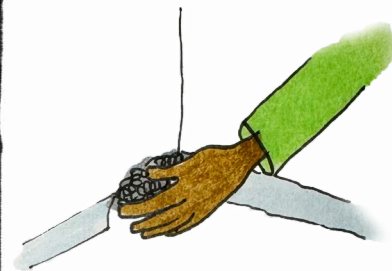
"Yes, she is," said Lulu. "I'm so excited. I can't wait to have a baby brother."

"He'll be my brother, too!" Felix said with a big smile.

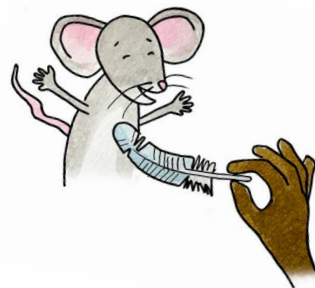
How can you keep a mouse out of your home?



A. Feed the mouse ice cream




B. Close all holes



C. Tickle the mouse

Lulu asked, "Don't you have a brother?"

"Yes, I have a big family and lots of friends," said Felix.



"We're lucky our home is safe," said Lulu.
"My baby brother will grow up healthy and strong."

"Yeah," Felix said. "We're so lucky."

"Good night, Felix. Sweet dreams."

"Good night, Lulu. Safe dreams."



Felix couldn't sleep. He stood up in bed and stared at the ceiling.

The shaking bed woke Lulu up.



Lulu rubbed her eyes. "What are you doing, Felix?" she asked.

"Look up there," said Felix. "The paint is starting to peel. It's making me nervous!"



"Little kids often put things in their mouth," Felix explained. "When the paint peels, it can fall. Your baby brother might eat it. The paint can make him sick!"

"That's not good, not good at all!" said Lulu.

"What's worse," Felix added, "the peeling paint might have lead in it, too!"

"Lead?" Lulu asked. "What's lead?"

**LEAD IS A KIND OF POISON.
IT'S DANGEROUS, ESPECIALLY
FOR LITTLE CHILDREN.**

**WE HAVE TO
GET RID OF THE
PEELING PAINT!**



**YOU'RE RIGHT. LET'S
TAKE DOWN
THE WALL!**

"No," said Lulu. "We need the wall. It's the peeling paint that's the problem. I'll tell my parents. Don't worry. They'll take care of it."


"Great," said Felix. "We'll be safe, and the room will be beautiful, too."

Lulu and Felix smiled.


They pulled up the covers, ready to go back to sleep.




**What is not safe
to eat?**



A. An orange



B. A banana



C. Peeling Paint



Attention, Safety Scout! Lulu's parents need your help. They need you to tell them about the peeling paint. Don't try to get rid of it yourself. It's not safe. This is a job for adults!

SOLVE THE MESSAGE! Write the matching letters on the lines above the symbols to learn what you should do!

- A B C D E F G H I
😊 🕊️ 🌸 ✎️ ☆ 🚗 🏠 👁️ ✂️
- J K L M N O P Q R
🕸️ 💰 📌 ⚙️ 🍴 🍷 ✈️ ❄️ 🗿
- S T U V W X Y Z
♥️ 🍂 🌀 🎵 🏅 🌐 💧 ➡️





D O N
✎️ 🍴 🍷 🍂 ✂️

🍂 🍴 🍷 🌀 🌸 👁️ ✂️ 🍂 !

🍂 ☆ 📌 📌 😊

🏠 🕶️ 🍴 🏅 🍂 ✈️ .





"Where are you going?" Felix asked, surprised.

Lulu picked up her shoes and walked to the door.

"I'm taking action!" she exclaimed.

"I'm going to put my shoes by the front door. I'll be right back."



Felix gave her a thumbs-up.
He got out of bed to start putting toys away.





When Lulu came back, the room was superneat.

Felix said, "Now, let's mop the floor."

"Taking action!" said Lulu. "I like that!"

Felix wet his tail and used it as a mop.

Soon, the room was sparkling clean.

The dynamic duo went back to bed, cozy and clean!




Felix needs your help cleaning the top shelf!

Each of the numbers on the top shelf of Lulu's bookshelf is a dust particle.

To get rid of the dust on the books, pretend your pencil is Felix's mop-tail. Draw a line from one number to the next in order. Each time you cross through a number, the dust goes away! Color in the top shelf when you get rid of all the dust!



Which window is safe?



A. A window with no guard



B. A window with a guard



C. A window with flowers

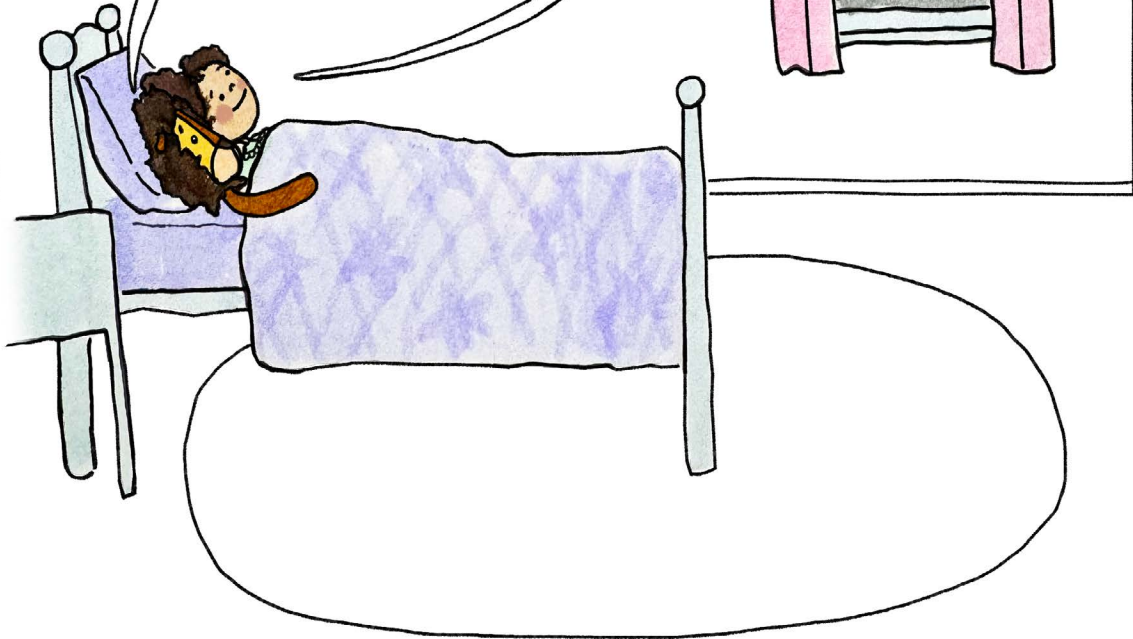


CAN YOU BE *STILL*?

"It's hot," said Felix.
"I want to open the window, but there's *no window guard*."

WHAT'S A *WINDOW GUARD*?


WINDOW GUARDS ARE BARS ON THE WINDOW. THEY MAKE SURE THAT CHILDREN CAN'T FALL OUT.



Felix began to tell Lulu a story.

"I had a frog friend named Billy. He lived in an apartment without window guards. It was dangerous. He liked to jump a lot."

"What happened?" Lulu asked.



Felix answered, "Billy told the building owner, and they got window guards."


Lulu said, "Phew! I'm glad to hear that. We need window guards, too."


"Yes, we do," said Felix.



Inspect every window in Lulu's building to make sure they all have window guards.

Visit each floor and play tic-tac-toe on the windows with a partner. Once you finish playing, there will be a window guard in every window.






Lulu found Dad in the hall.



"Did you hear the beeping?" Lulu asked.

Dad said, "Yes, I heard it. The smoke detector was beeping ..."

"That means the batteries are old. I'm changing the batteries, so the smoke detector works."



YOU KNOW WHAT I ALWAYS SAY:

WHERE THERE'S S _____,


THERE'S _____!

Use the clues below to fill in the blanks!

First word:
 My first letter is in *sand* but not *band*.
 My second letter is in *room* but not *roof*.
 My third letter is in *cone* but not *cane*.
 My fourth letter is in *skip* but not *slip*.
 My fifth letter is in *red* but not *rid*.

Second word:
 My first letter is in *fun* but not *sun*.
 My second letter is in *hid* but not *had*.
 My third letter is in *stir* but not *still*.
 My fourth letter is in *reef* but not *roof*.

Earn a badge!



CARBON WHAT?

OUR DETECTOR ALSO DETECTS **CARBON MONOXIDE!**


CARBON MONOXIDE.
IT'S A DANGEROUS GAS. IT DOESN'T HAVE A SMELL, BUT THE DETECTOR KNOWS IF IT'S IN THE AIR AND MAKES A LOUD NOISE.




Dad finished putting in the new batteries. The light on the detector blinked green.
"The green light means that it's working," Dad said. "You can go back to bed."



"Thanks, Dad," said Lulu. "And thank you, detector!"
The detector winked at Lulu with its green light.



"What was the beeping?" Felix asked.
"It was our smoke detector," said Lulu.
"It was beeping because it needed new batteries. Dad put them in."
"Dad's the best," said Felix. "Where there's smoke, there's fire.
Where there's a smoke detector, there's safety!"
"You're clever, Felix."



"I learned about smoke detectors from my dinosaur friends," said Felix.
"There was a fire in their building, but the smoke detector warned them and they all got out. They were so happy to be safe!"


What does the wall need for safety?




A. A framed picture



B. A lizard



C. A smoke detector



"Where are you going now?" asked Felix.

"I'm going to the kitchen," said Lulu.
"I need a glass of water. I'll be back in a minute."

"Hurry up," said Felix. "I'll miss you!"



"Yikes!" said Felix. "It looks like mold starting to grow."

"Mold?!" asked Lulu.

"Yes," said Felix. "Mold is a kind of fungus, and it grows in wet places. It is not healthy."

"It smells bad," Lulu said, holding her nose.

"The faucet is leaking," said Felix. "Maybe the pipes are leaking, too."

They opened the cabinet under the sink.
Water was dripping from the pipes.

"That was quick!" said Felix. "Did you miss me?"

"Get up, you silly Lily," she said. "Come with me. I need to show you something."

"What?" asked Felix.

"Just come," said Lulu.



Lulu pointed at the wall behind the kitchen faucet.

"You see those dark wet spots?" Lulu asked.



"You're right," said Lulu. "It's wet in there."

"The superintendent needs to fix the leak," said Felix.
"That will stop the mold."

"Thanks, Felix," said Lulu. "How do you know all of this?"


What is smelly, fuzzy, wet, and bad for your health?



A. A poodle at the beach



B. Mold at the base of a leaky faucet



C. A sea anemone

I HAVE A FRIEND NAMED WALLY.
HE LIVES NEAR A RIVER. ONCE,
THERE WAS A BIG STORM AND
THE RIVER FLOODED.
WALLY'S HOUSE GOT WET ...
MOLD STARTED TO GROW!



"Yikes!" said Lulu. "I hope Wally's okay!"

"Don't worry," said Felix. "Wally is a beaver. He built a dam.
The house dried out and he got rid of the mold."


"Phew!" said Lulu. "Good for Wally!"



Help Lulu and Felix understand why getting rid
of mold is so important.
Read the green box at the bottom of the page!

In the letter grid, look for the
words in bold and circle every
one you find. Words are hidden
across, down, and diagonally.

Cross off the
words in the
paragraph as
you find them!



I	C	P	R	P	O	I	H	Y	M	B	A	G	A	K	J	D	S
P	W	H	Q	I	A	H	S	U	S	L	L	M	R	L	E	Q	I
I	L	F	U	Z	Z	Y	P	N	N	A	L	V	D	E	T	P	N
P	H	P	R	I	W	C	O	H	E	C	E	Q	N	A	E	L	K
E	G	N	L	B	H	O	R	E	E	K	R	J	Y	S	M	N	S
S	M	O	L	D	F	U	E	A	Z	D	G	A	N	T	B	P	H
Z	Y	X	J	B	C	G	S	L	E	Y	I	P	Z	H	L	R	R
J	F	W	C	L	N	H	W	T	L	E	E	H	H	M	F	R	D
T	X	G	Q	O	T	C	V	H	R	Z	S	F	Y	A	K	J	K
W	U	T	N	Q	E	N	B	Y	R	X	K	T	S	D	T	R	J
G	L	B	Q	Q	E	W	H	I	T	E	P	J	R	O	X	E	J
T	M	P	X	N	Y	F	U	N	G	U	S	V	H	C	A	B	X

Mold is a type of tiny **fungus** that grows in **damp** and warm places,
(for example, near **sinks** and water **pipes**). It can have different colors,
like **green**, **black**, or **white**. Sometimes it looks **fuzzy**. Mold can make
the air inside your home dirty; breathing in mold **spores** can
make you **cough** and **sneeze**. It's especially **unhealthy** for people
with **asthma** or **allergies**.

"Did you say something, Felix?" Lulu asked.

"That wasn't me!" said Felix.

They opened the cabinet door and saw a cockroach.




OUCH!


YOU CLOSED THE DOOR ON MY HEAD!

"I'm sorry," said Felix. "I didn't mean it. What are you doing here?"

"Well," said the cockroach, "there's a lot of delicious garbage in this can, and the top is open, so I can enjoy it all!"



Lulu whispered to Felix, "We need to cover that can. We don't want cockroaches in our home!"



Felix whispered to Lulu, "Right! We need to make sure there isn't any food out either. It attracts cockroaches and mice, too!"

Lulu and Felix closed the lid to the garbage.

The cockroach packed his belongings in a sack on a pole. He was leaving because he would not have any more food in the house.

I'M GOING TO MISS THIS PLACE, BUT THERE'S ONE THING I WON'T MISS. THERE ARE SOME CLEANING PRODUCTS IN THE CABINET. **THEY CAN BE POISONOUS, WHICH MEANS DANGEROUS!**




YES! THAT'S A GREAT IDEA.

HE'S RIGHT. TELL MOM AND DAD TO PUT THOSE CLEANING PRODUCTS OUT OF REACH. THEY COULD GET A CABINET SAFETY LOCK!


BYE-BYE, COCKROACH!




Where is it safe to keep these bottles?





A. Under a bed



B. In a cabinet without a lock



C. In a cabinet with a lock



"We can go back to sleep," said Lulu.


"I think so, too," said Felix. "Good night, Lulu. Sweet dreams."

"Safe dreams," said Lulu.



Can you help Lulu and her family find all the home health hazards that need fixing?

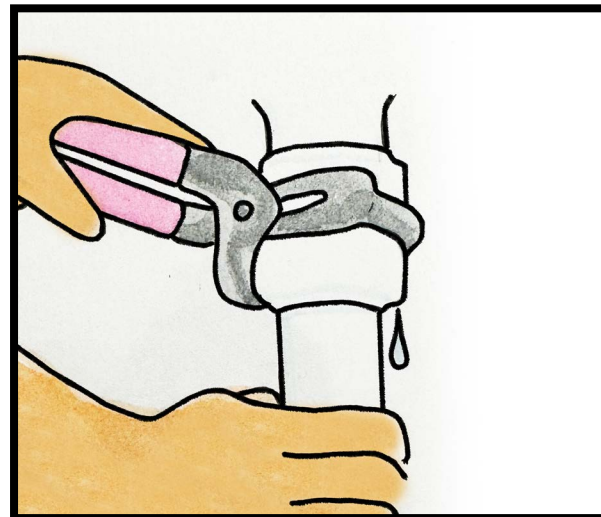
Put an "x" in each green box below when you spot the hazard, and circle it in the drawing.



- | | | | |
|--|--------------------------|-------------------------------------|--------------------------|
| Fill all holes. | <input type="checkbox"/> | Fix leaks and prevent mold. | <input type="checkbox"/> |
| Get rid of peeling paint. | <input type="checkbox"/> | Cover garbage cans. | <input type="checkbox"/> |
| Get a window guard. | <input type="checkbox"/> | Put away toys. | <input type="checkbox"/> |
| Put new batteries in the smoke detector. | <input type="checkbox"/> | Leave your shoes at the front door. | <input type="checkbox"/> |
| Put chemicals out of reach and use cabinet safety locks. | <input type="checkbox"/> | Put food away. | <input type="checkbox"/> |

The next day Lulu and Felix cleaned up the house.

Everyone took action to make their home safe.



Lulu and Felix made signs to welcome their new baby brother home.



Bring Home the Badges!

Pretend you are Lulu and the only way to collect your badges is to reach the finish line. The first player to make it to the end wins!

GAME SETUP:

Write numbers 1 to 5 on pieces of paper and put them in a bowl or bag.

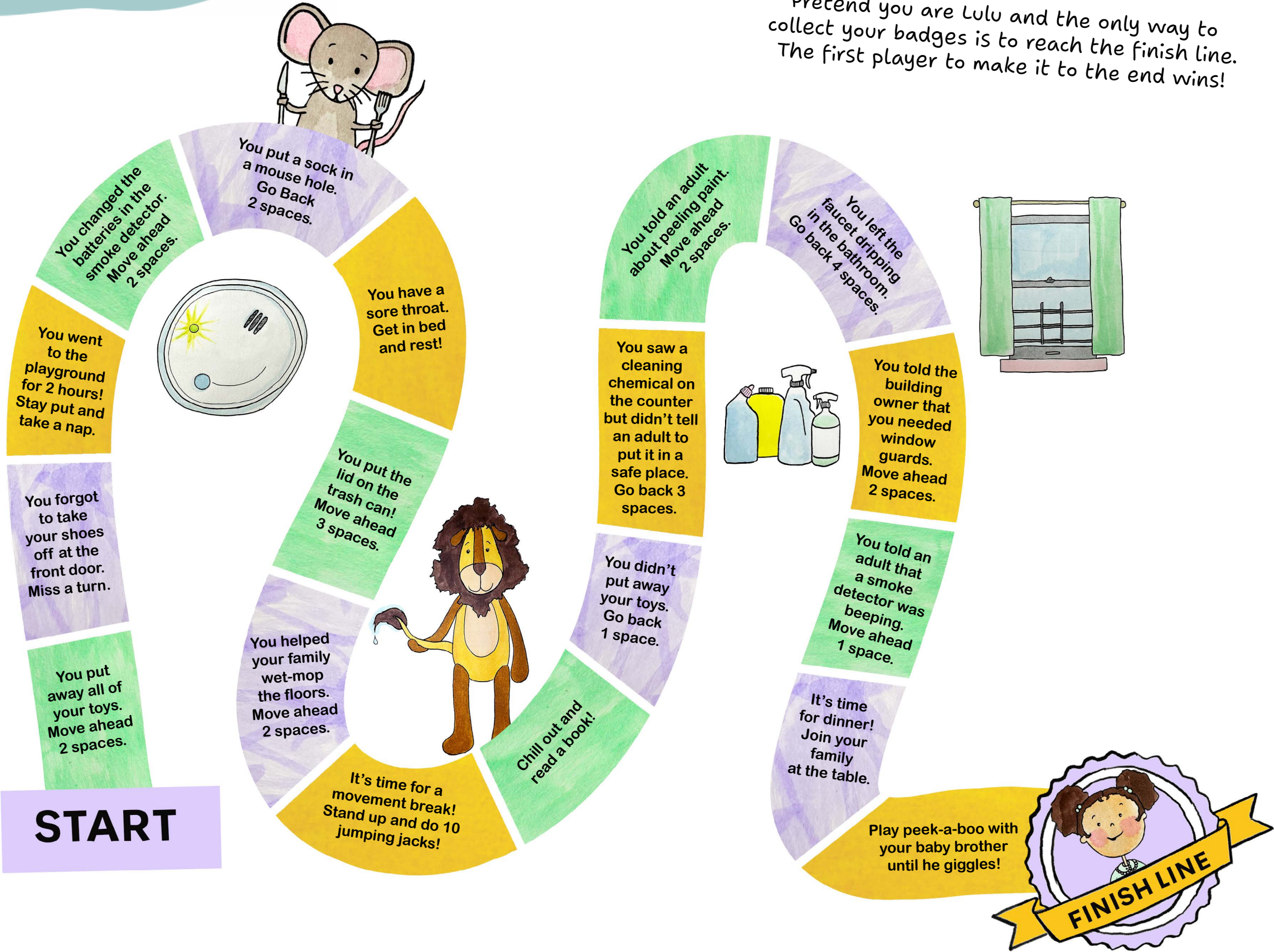
Write your names on small paper squares and place them at **START**.






TO PLAY:

Youngest player goes first. On your turn, take a number without looking and move your name that number of spaces; follow the instructions in that space.

TO WIN:

You must get the exact number that lands you on the **FINISH LINE**!





SAFETY SCOUT BADGES!

Congratulations! You’ve earned all your badges by learning how to keep your home safe and completing the activities.



Blood Lead Tests: Most people with lead poisoning do not look or feel sick. The only way to know if you have too much lead in your body is to get a blood lead test. If you think you or other family members are at risk for lead poisoning, ask your health care provider for a blood lead test. Parents should remind their child's provider to test for lead poisoning at ages 1 and 2 and ask about testing older children. For help finding a provider, call **311**. For more information about lead poisoning and prevention, visit nyc.gov/lead.

Window Guards: Renters should speak with their building management about installing window guards, especially if they live with young children. Window guards must be installed properly. Screens are not window guards. For more information about window guard safety, visit nyc.gov/health and search for **window guards**.

Carbon Monoxide: Renters should ask their building management about installing smoke and carbon monoxide detectors. For more information about carbon monoxide detectors, visit nyc.gov/health and search for **carbon monoxide**.

How To Control Pests Safely: Pests, such as cockroaches and mice, can contaminate food, damage homes, and make asthma symptoms worse. It is important to control pests safely. For more information about pest control, visit nyc.gov/health and search for **pest control**.

Asthma and Asthma Triggers: Some environmental conditions, such as having pests and mold in the home, can make asthma symptoms worse. Be aware of possible environmental triggers and how to avoid them. For more information about asthma triggers, visit nyc.gov/health/asthma.

Mold: Having mold can cause or worsen asthma symptoms and allergies. The best way to prevent mold growth is to remove water and moisture sources in the home. For more information about mold, visit nyc.gov/health and search for **mold**.

For additional resources, visit nyc.gov/health/healthyhomes.

Home Safe Home is a children's story and activity book created by The City University of New York (CUNY) for the NYC Department of Health and Mental Hygiene (NYC Health Department). It contains important information about maintaining a safe environment at home.

Acknowledgments: Storywriter and Project Director: David Hellman. Co-writer: Sam Seifnourian. Illustration and Graphic Design: Catherine Shaw. Safety Scout Activities Designer: Amanda Kingloff. Project Supervisors: Paromita Hore (NYC Health Department) and Stacie Evans (CUNY). Consultant: Dona Anderson (Early Childhood Professional Development Institute of CUNY). NYC Health Department Communications Team: Nancy Jeffery, Ken Foster, Victoria Ott, and agency reviewers. Special thanks: the administrative support team at the NYC Health Department, and Joan Stern for administrative support at CUNY.

Color these in, cut them out, and wear them with pride!

YOU KNOW THE EXPRESSION
HOME SWEET HOME?

A SWEET HOME
IS **SAFE**, TOO!

Lulu is going to have a baby brother!

She wants to make her home safe, so
the baby grows up healthy. Luckily,
Lulu has her best stuffed animal friend,
Felix, to help.

How do you make *your* home safe?

Read the story, do the fun stuff inside,
and make your own ...

HOME **SAFE** HOME!

