

Recording Refrigerator Temperatures

Record refrigerator temperatures once per day when using a continuous digital data logger thermometer.

- **In-range temperatures are between 36°F/2°C and 46°F/8°C.**
- **Out-of-range temperatures are below 36°F/2°C or above 46°F/8°C.**

The numbers on the temperature log on the right correspond to step numbers below. If you are using a different form, make sure that the steps below can be completed on your form.

Sample Temperature Log

Refrigerator Temperature Log

Record temperatures once per day.

- Write your initials, the time of the reading, and whether it is A.M. or P.M.
- Record Min and Max temperature readings once per day and write an "X" next to the current temperature.
- If any of the readings are out of range (below 36°F or above 46°F), "Take Action!" (see below).
- At the end of the month, file this log and keep it for 3 years.

Staff Initials: LH
Day of Month: 1
Time: 8:00
A.M. or P.M.: am
Min Temp: 34
Max Temp: 48

Take Action!
If temperature is out of range (below 36°F or above 46°F):
1. Put a "Do Not Use Vaccine" sign on the refrigerator.
2. Alert your supervisor immediately.
3. Notify NYC Health Department.
4. Record the actions you take.

Record actions taken for out-of-range temperatures.
Date: 6/1/20
Action: *Temp too warm. Alerted supervisor and contacted NYC Health.*

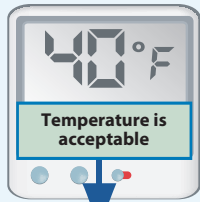
1 Start a new log at the beginning of every month. Indicate month, year and PIN on the log.

PIN: _____
Month/Year: June 2020
Days 1-15

2 At the beginning or end of each clinic day, write your initials, the time of the reading, and whether it is A.M. or P.M.

Staff Initials	LH
Day of Month	1
Time	8:00
A.M. or P.M.	am

3 Read the **current temperature** on the refrigerator thermometer.



OR



Write an X next to the **current temperature** on the log.

In-Range Temperatures	46°F	
	45°F	
	44°F	
	43°F	
	42°F	
	41°F	
	Aim for 40°F	X
	39°F	
	38°F	
	36°F	

If the temperature is out of range, immediately follow the steps under **Take Action!**


Write any out-of-range temps (below 36°F or above 46°F), then **Take Action!** (See below.)

A.M. or P.M.	am
Min Temperature	34°F
Max Temperature	47°F

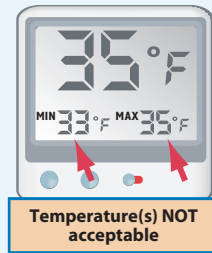
Take Action!

- If temperature is out of range (below 36°F or above 46°F):
1. Put a "Do Not Use Vaccine" sign on the refrigerator.
 2. Alert your supervisor immediately.
 3. Contact NYC Health Department.
 4. Record the actions you take.

4 If your thermometer has **MIN** and **MAX** settings, read the **MIN** and **MAX** temperatures.



OR



Do nothing.

Write the out-of-range **MIN** or **MAX** temperature in the space provided.

Immediately follow the steps under **Take Action!**

A.M. or P.M.	am
Min Temperature	33°F
Max Temperature	35°F

Take Action!

- If temperature is out of range (below 36°F or above 46°F):
1. Put a "Do Not Use Vaccine" sign on refrigerator.
 2. Alert your supervisor immediately.
 3. Contact NYC Health Department.
 4. Record the actions you take.

5 When using a continuous digital data logger, review the readout since the last manual temperature reading. If there was a temperature out of range (low or high), follow instructions in Step 4 under "Temperature(s) not acceptable."

