



Influenza Surveillance Report

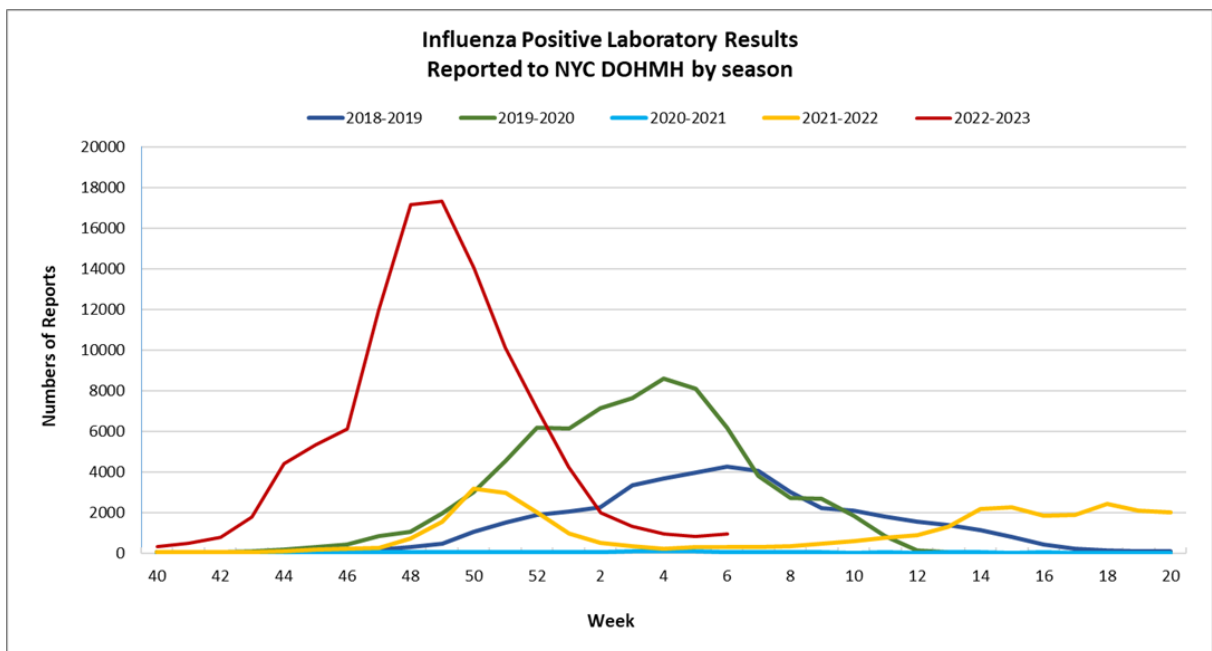
Week ending February 11, 2023 (Week 6)

Highlights

- ◆ Influenza activity is low.
- ◆ During the week ending February 11, 2023, 389 specimens were positive for influenza A and 490 specimens were positive for influenza B.
- ◆ Influenza-like illness visits were at 5% of all weekly visits.
- ◆ There were no influenza-associated pediatric deaths reported this week.
- ◆ There were no influenza outbreaks reported from long-term care facilities this week.

Laboratory Reports of Influenza

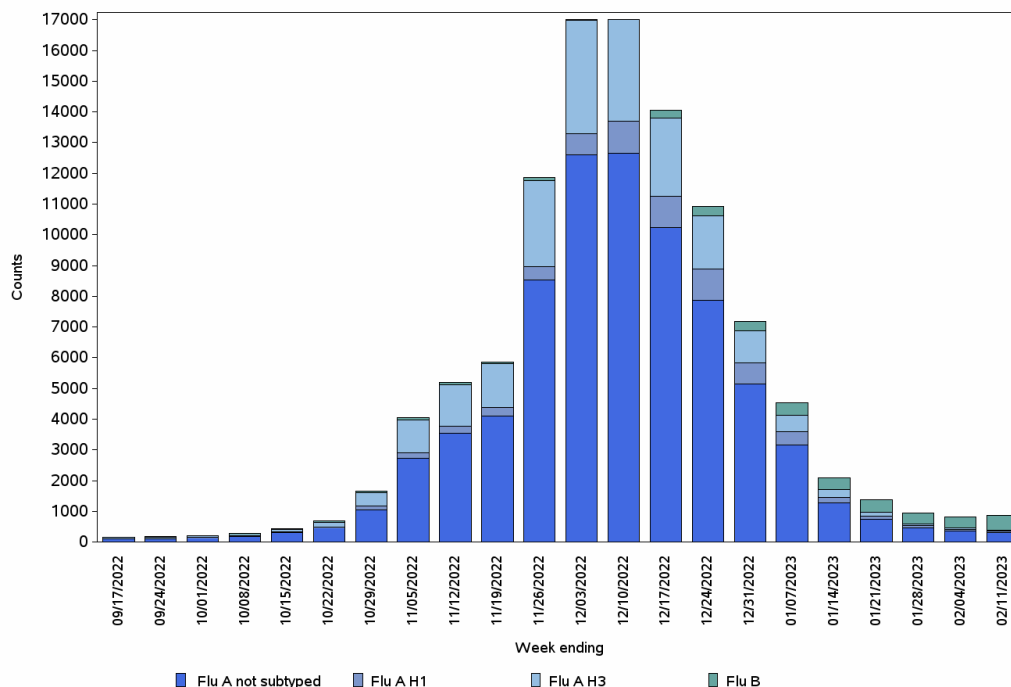
All clinical laboratories that perform testing on NYC residents report positive influenza test results electronically to DOHMH. In addition, DOHMH actively solicits additional data on influenza test results from a sample of NYC laboratory facilities that are licensed to perform influenza testing. These laboratories are contacted weekly to obtain data on the number of influenza tests requested. During Week 6 (February 5 – 11, 2023), approximately 2% of all specimens submitted for influenza testing were positive for influenza.



Laboratory Reports of Influenza

All clinical laboratories that perform testing on NYC residents report positive influenza test results electronically to DOHMH. Test results may identify influenza type A, influenza type B, or influenza without specifying type A or B.

Influenza positive results by subtype received electronically, by week, NYC, 09/17/2022 to 02/11/2023



Influenza-associated Pediatric Deaths

There were no influenza-associated pediatric deaths reported during Week 6. There have been five influenza-associated pediatric deaths reported this season.

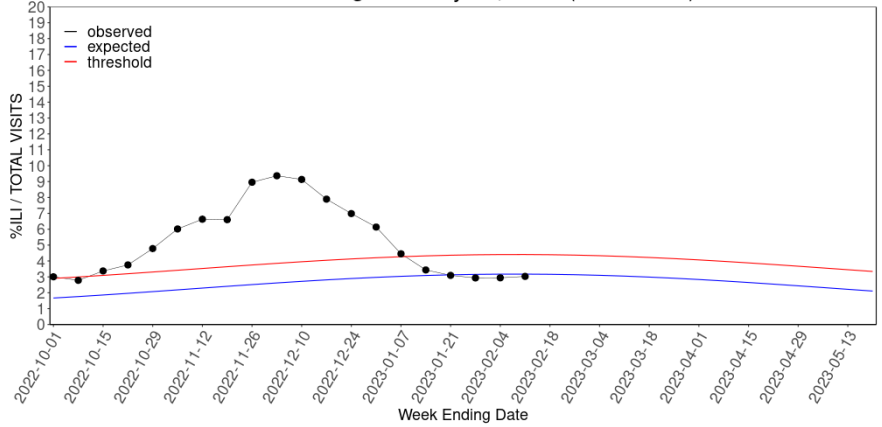
Respiratory Outbreaks in Long-term Care Facilities

There were no influenza outbreaks reported from long-term care facilities during Week 6.

Syndromic Surveillance

The Emergency Department (ED) based syndromic surveillance system uses electronic data transmitted daily to DOHMH and captures 100% of all ED visits in NYC. The data are coded into disease syndromes and used to monitor citywide trends and geographic clustering that may represent an early warning of a disease outbreak. Influenza-like illness (ILI) syndrome is defined as the mention of fever AND cough, OR fever AND sore throat, OR flu in the patient's ED chief complaint.

Weekly influenza-like illness (ILI) emergency department visits in New York City
Week ending February 11, 2023 (2022-2023)



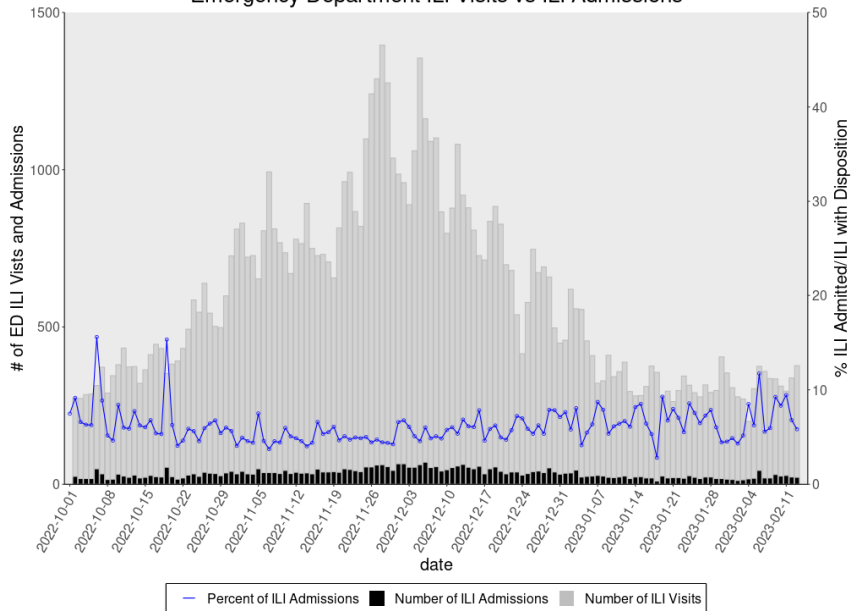
ED ILI Visits vs. ED ILI Admissions

The graph to the right shows the number of ED visits with ILI syndrome along with the number and proportion of those patients who were admitted. The discharge status of all patients is over 80% complete the day after their ED visit.

Disclaimers:

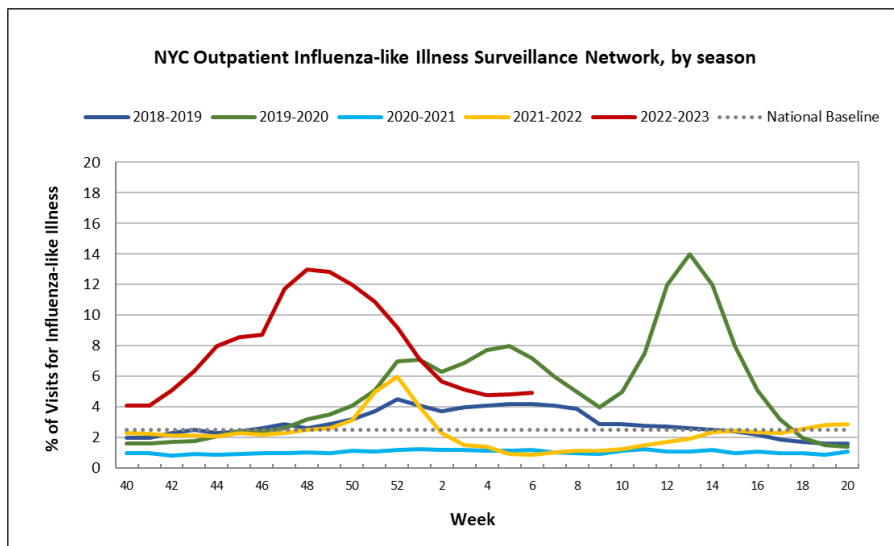
These data do not represent laboratory confirmed cases of influenza.

Emergency Department ILI Visits vs ILI Admissions



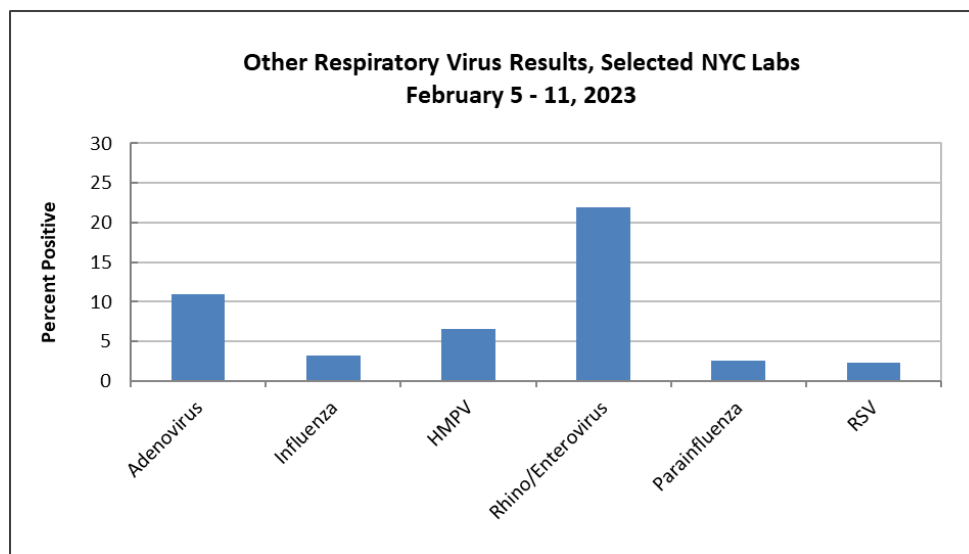
Outpatient Influenza-like Illness Surveillance Network (ILINet)

NYC participates in the U.S. Outpatient Influenza-like Illness Surveillance Network (ILINet), which is coordinated nationally by CDC. This system monitors the proportion of patients presenting with influenza-like illness (ILI) activity each week at emergency departments, urgent care centers and primary care clinics. ILINet monitors visits for ILI, not laboratory-confirmed influenza and may capture patient visits due to other respiratory pathogens that cause similar symptoms. During Week 6, 5% of all visits were due to ILI.



Other Respiratory Virus Results

DOHMH receives data from selected NYC laboratories that test for an expanded panel of respiratory viruses circulating in NYC during the surveillance week.



Laboratory Reports of RSV

All clinical laboratories that perform testing on NYC residents report positive respiratory syncytial virus (RSV) test results electronically to DOHMH.

