


## Men kijan pou w pase aplikatè a nan bouboun ou pou pran yon echantiyon



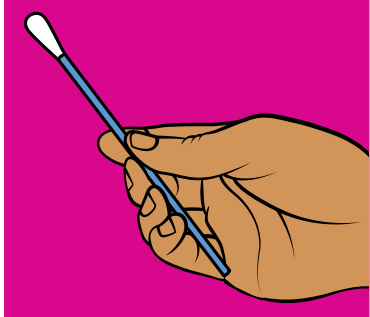
1

Lave men ou.



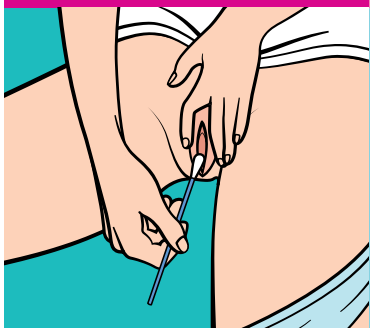
2

Chèche yon pozisyon kote w ap konfòtab.



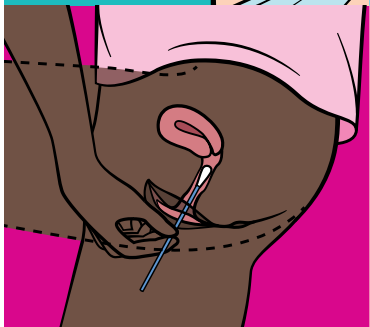
3

Kenbe aplikatè a nan mitan.



4

Separe fèy bouch yo epi foure aplikatè a nan bouboun ou.



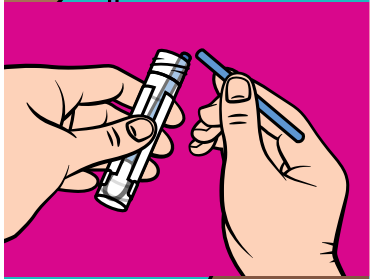
5

Vire aplikatè a senk (5) fwa nan bouboun ou epi retire li.



6

San ou pa mete aplikatè a atè, devise bouchon an.



7

Mete aplikatè a nan tib la epi kase pwent aplikatè a.



8

Revise bouchon an byen sere.



9

Lave men ou.

**PA** vide likid la nan tib la oswa kase bouchon aliminyòm nan.

