

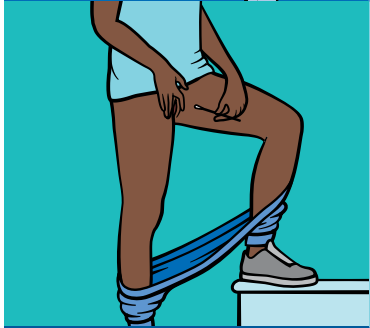
TESTING FOR Sexually Transmitted Infections

How to Swab Your Genitals



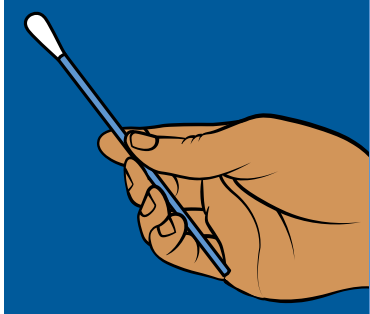
1

Wash your hands.



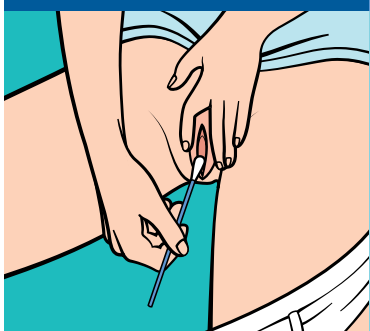
2

Get into a comfortable position.



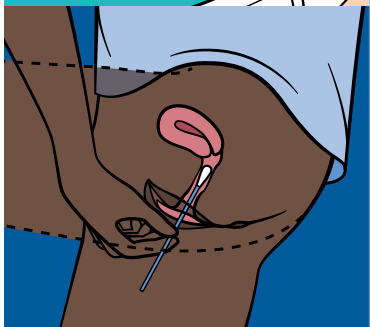
3

Hold the swab in the middle.



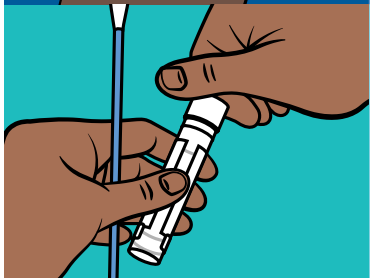
4

Separate the outer folds and insert the swab into the internal canal.



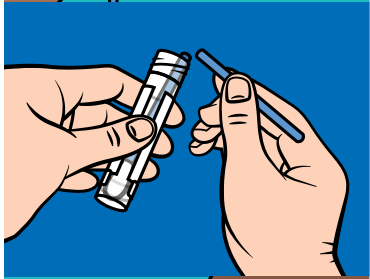
5

Rotate the swab five times in your internal canal and remove it.



6

Without putting down the swab, unscrew the cap.



7

Place the swab in the tube and break off the end of the swab.



8

Tightly screw the cap back on.



9

Wash your hands.

DO NOT pour out the liquid in the tube or break the foil cap.

