


## Fason pou w Pase Aplikatè nan Twou Dèyè ou



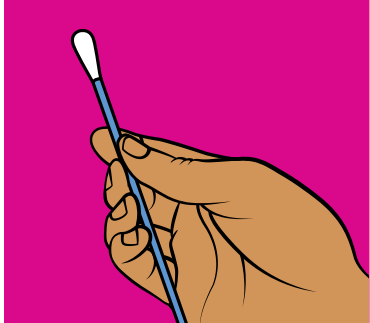
1

Lave men ou.



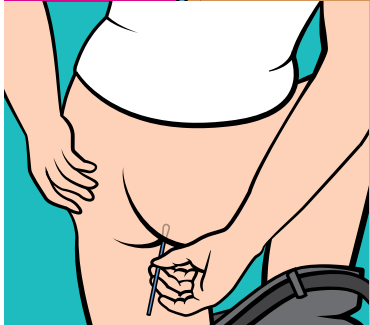
2

Chèche yon pozisyon kote w ap konfòtab.



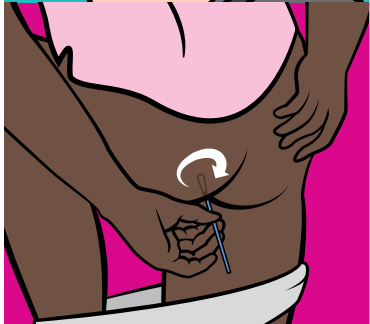
3

Kenbe aplikatè a yon distans 2 pous (5 santimèt) pa rapò ak pwent la.



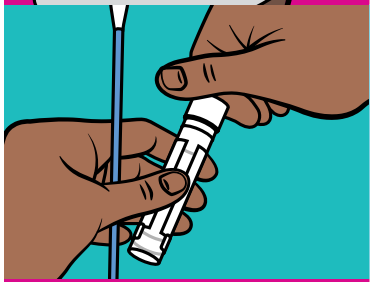
4

Foure aplikatè a 1 pous (2.5 santimèt) anndan twou dèyè ou.



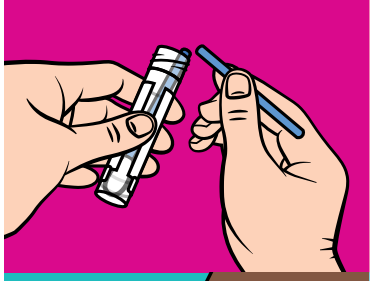
5

Vire aplikatè a senk (5) fwa nan twou dèyè ou epi retire li.



6

San ou pa mete aplikatè a atè, devise bouchon an.



7

Mete aplikatè a nan tib la epi kase pwent aplikatè a.



8

Revise bouchon an byen sere.



9

Lave men ou.

**PA** vide likid ki nan tib la oswa kase bouchon aliminyòm nan.

