

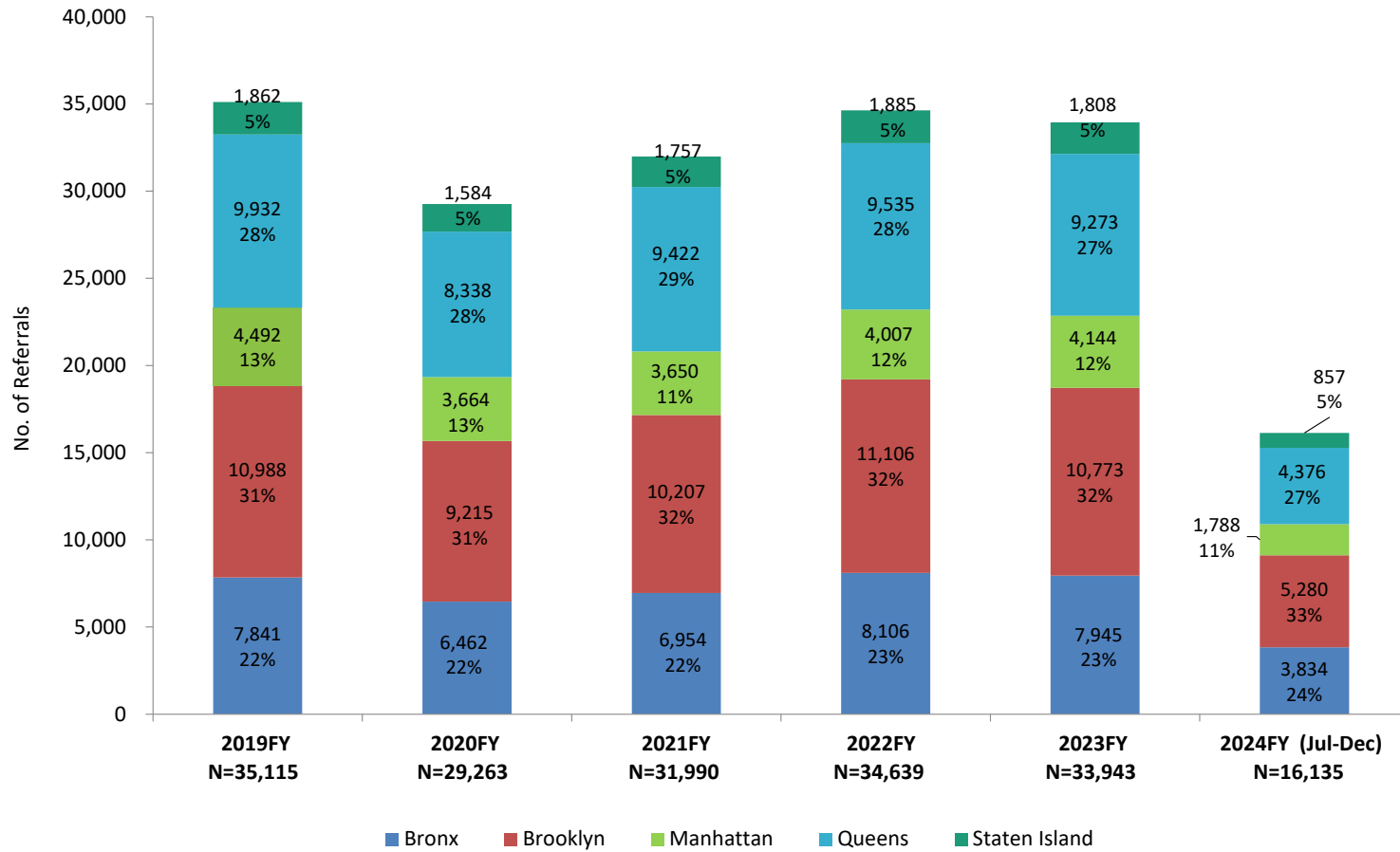
Local Early Intervention Coordinating Council

EI Data Report

January 19, 2024

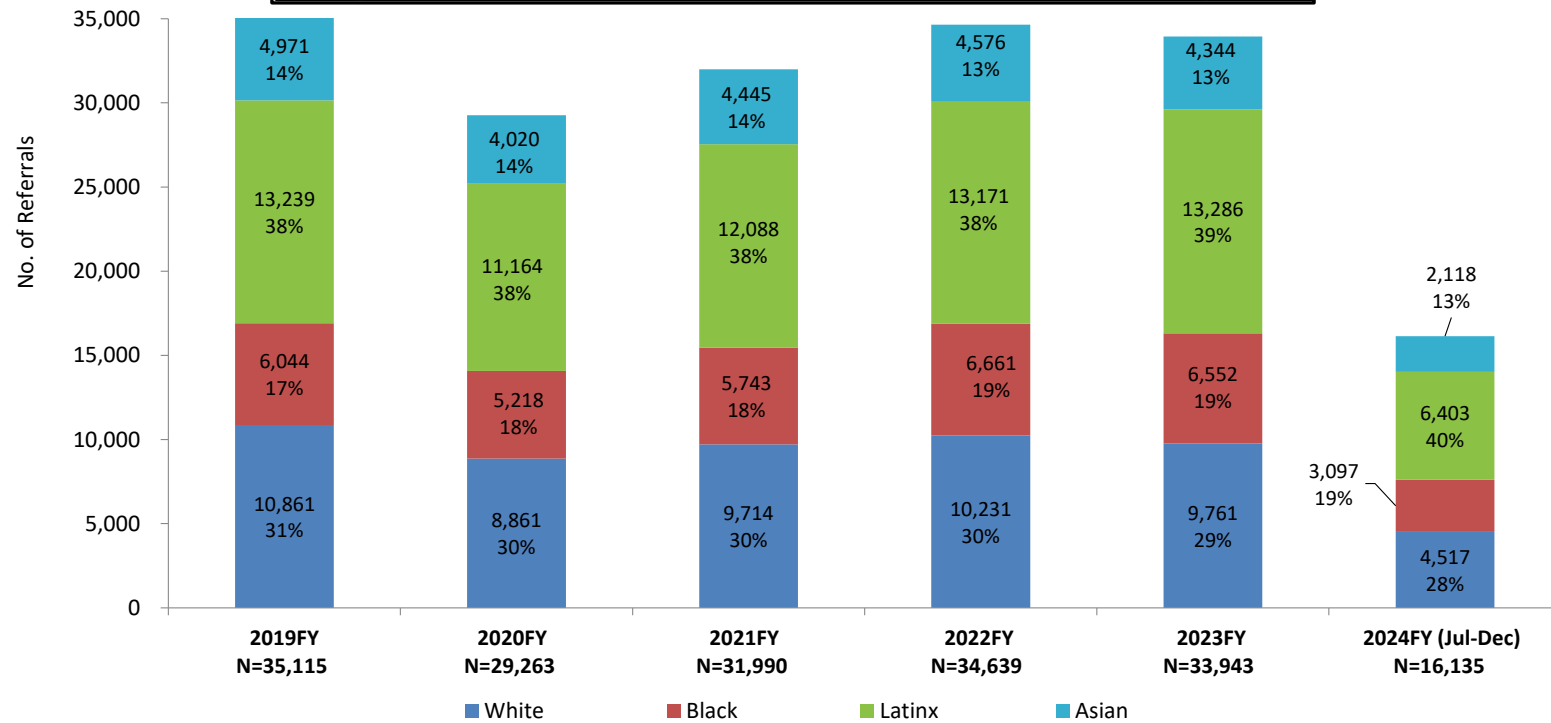
Number of New and Re-Referrals Per Fiscal Year, by Borough

July 2018 - December 2023

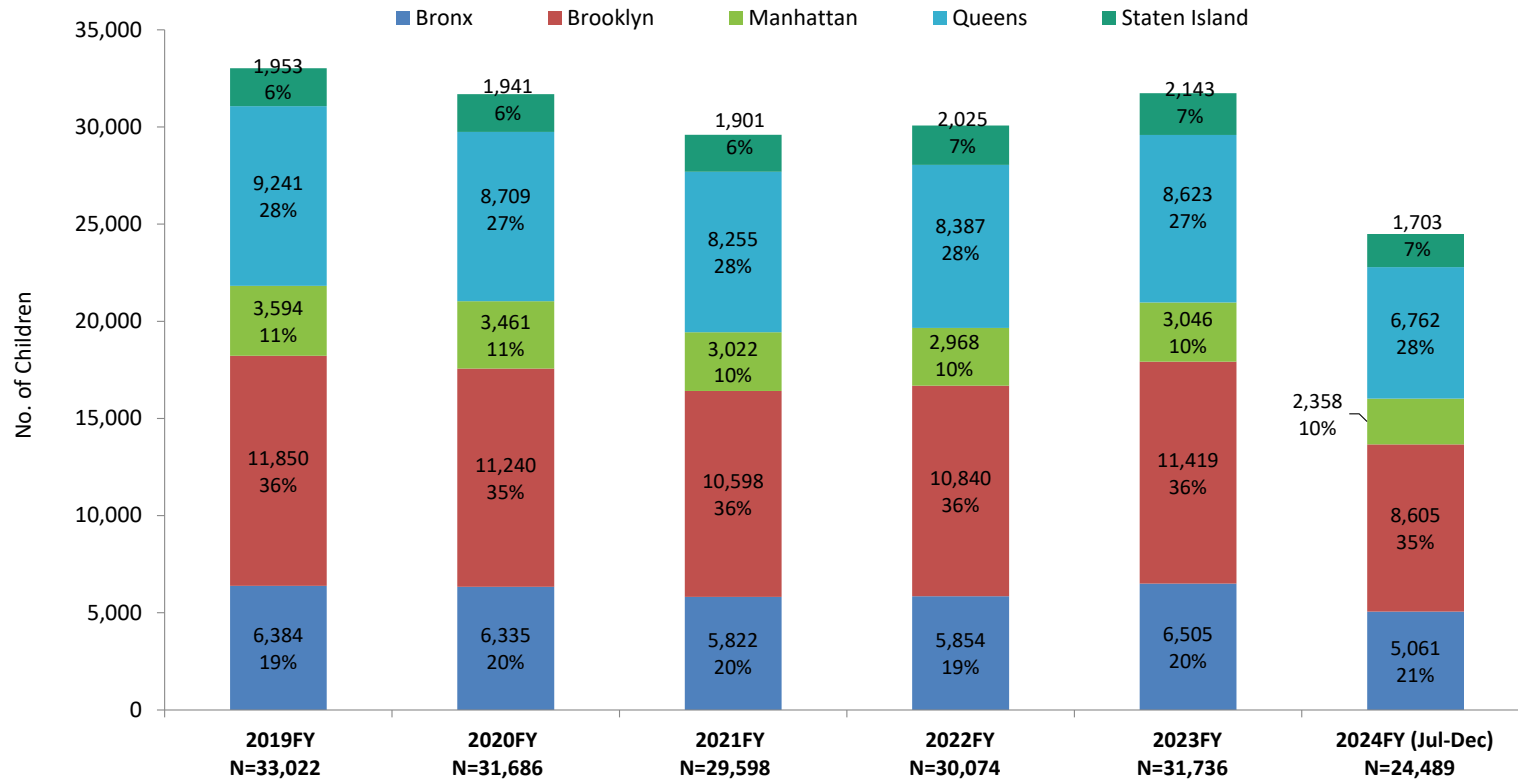


Number of New and Re-Referrals Per Fiscal Year, by Race and Ethnicity July 2018 - December 2023

Population Estimates by Race/Ethnicity by FY Year										
	2018		2019		2020		2021		2022	
	0-3 Pop	% of Pop	0-3 Pop	% of Pop	0-3 Pop	% of Pop	0-3 Pop	% of Pop	0-3 Pop	% of Pop
White	98,160	29.9%	100,180	30.5%	102,726	31.9%	99,041	31.6%	96,256	31.2%
Black	67,793	20.6%	69,949	21.3%	68,522	21.3%	65,534	20.9%	64,988	21.1%
Latinx	118,260	36.0%	113,185	34.4%	106,962	33.2%	100,578	32.0%	99,210	32.2%
Asian	44,479	13.5%	45,378	13.8%	43,599	13.5%	48,759	15.5%	47,640	15.5%



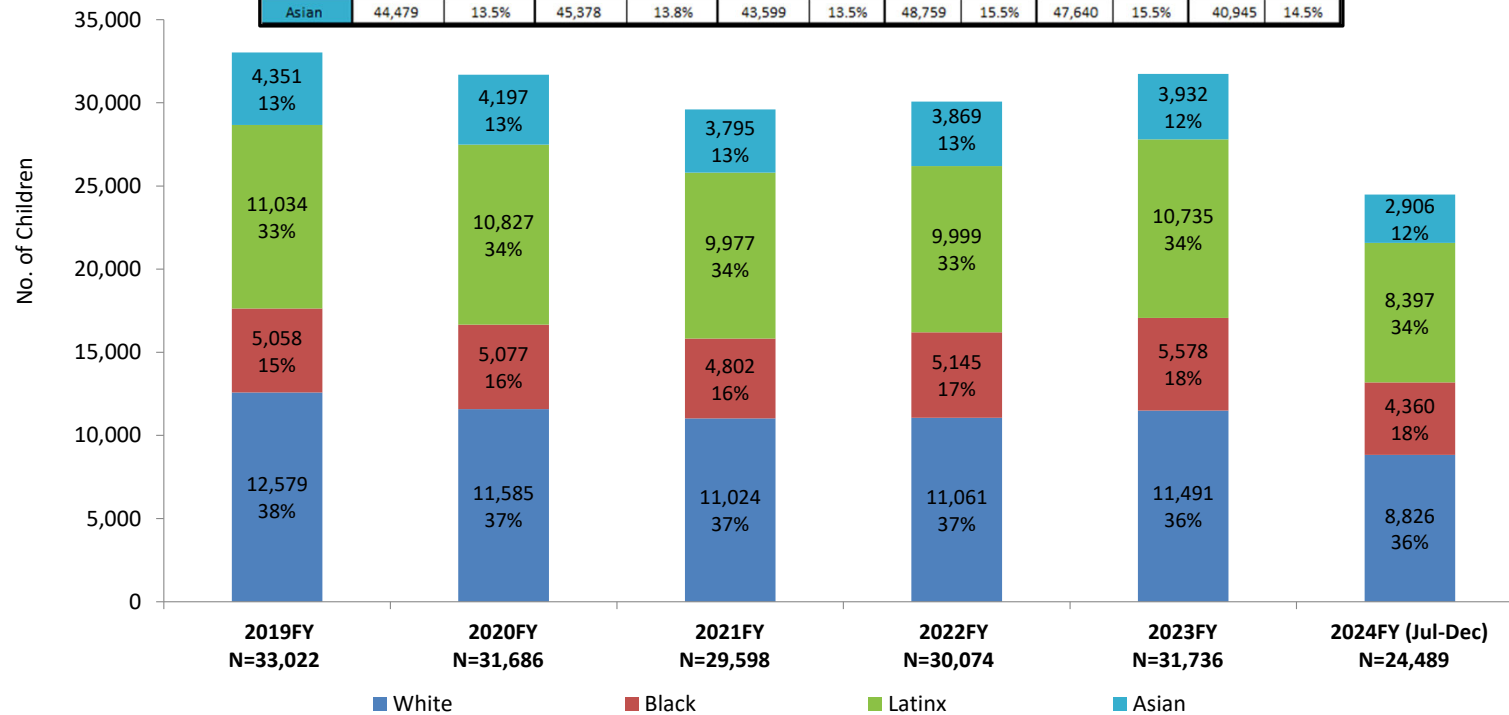
Number of Children Receiving General Services Per Fiscal Year, by Borough July 2018 - December 2023



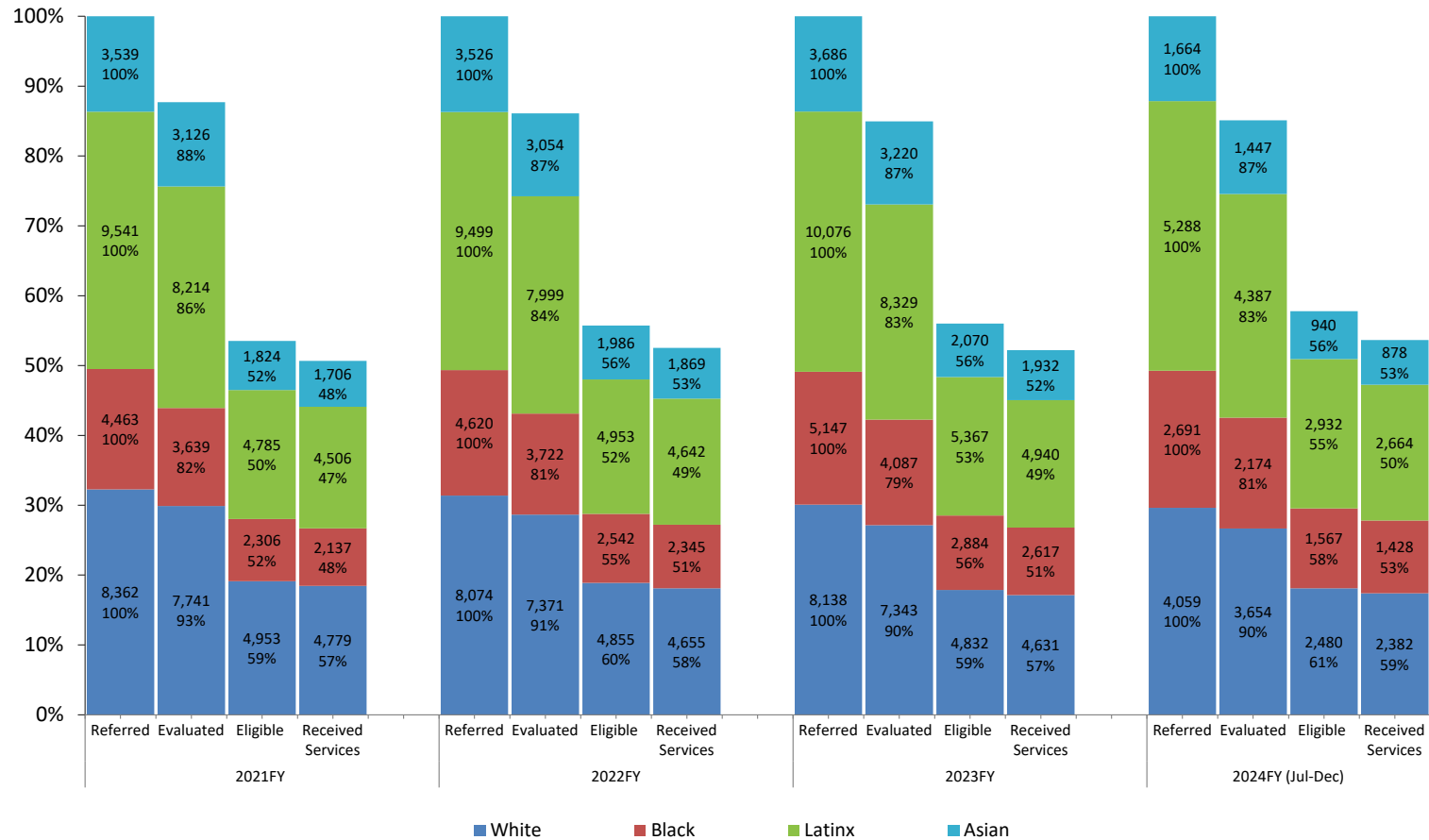
* General services include all those except for service coordination, evaluation, respite care, assistive technology and transportation.

Number of Children Receiving General Services Per Fiscal Year, by Race and Ethnicity July 2018 - December 2023

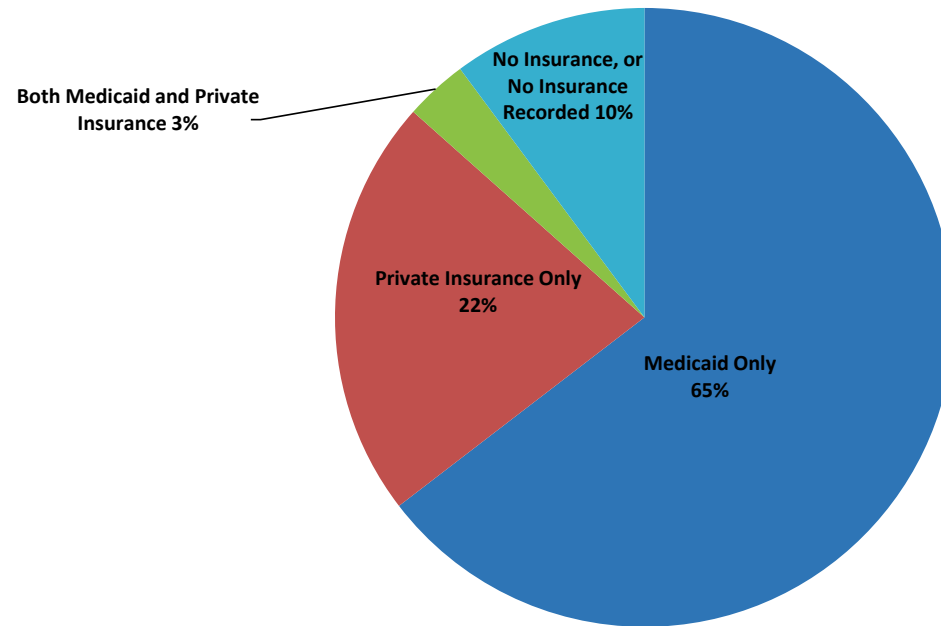
Population Estimates by Race/Ethnicity by FY Year												
	2018		2019		2020		2021		2022		2023	
	0-3 Pop	% of Pop	0-3 Pop	% of Pop	0-3 Pop	% of Pop	0-3 Pop	% of Pop	0-3 Pop	% of Pop	0-3 Pop	% of Pop
White	98,160	29.9%	100,180	30.5%	102,726	31.9%	99,041	31.6%	96,256	31.2%	90,444	32.1%
Black	67,793	20.6%	69,949	21.3%	68,522	21.3%	65,534	20.9%	64,988	21.1%	60,146	21.3%
Latinx	118,260	36.0%	113,185	34.4%	106,962	33.2%	100,578	32.0%	99,210	32.2%	90,363	32.1%
Asian	44,479	13.5%	45,378	13.8%	43,599	13.5%	48,759	15.5%	47,640	15.5%	40,945	14.5%



Outcomes for Children Aging Out of EIP by Race and Ethnicity, Citywide, July 2019 - December 2023



**Insurance Status of Children Receiving General Services
July 2023 - December 2023
N = 24,489**



Notes:
Medicaid Managed Care plans and Child Health Plus are categorized as Medicaid.
If a child has both Medicaid and private insurance, both are reported.