

# Meeting PrEP Needs of Adolescents: Lessons Learned From 3 Adolescent PrEP Programs in New York City

Benjamin Tsoi, MD, MPH  
Deputy Director of HIV Prevention  
Bureau of HIV/AIDS Prevention and Control  
New York City Department of Health and Mental Hygiene

Session B08  
PrEP Clinic: From Implementation to Evaluation

2019 National HIV Prevention Conference  
March 20, 2019



# HIV Prevention for Youth

- Approximately 21% of new HIV diagnoses in United States were among youth aged 13–24 years
- In 2012, tenofovir/emtricitabine (TDF/FTC) was approved for use in pre-exposure prophylaxis (PrEP) to reduce risk of sexually-acquired HIV infection in adults
  - PrEP is important HIV prevention tool
  - Barrier to youth accessing PrEP: PrEP indication not updated to include minors until 2018
- Other previously identified barriers to PrEP use for youth include access to services, payment, and adherence/retention in clinical care
  - When TDF/FTC was approved for PrEP use (2012), New York State law required parental consent in order for minors to receive HIV prevention and care services, including PrEP

# Supporting Prevention Services in New York City

- In 2016, New York City (NYC) Health Department established PlaySure Network (PSN)
  - Formal collaborative of clinical and non-clinical providers
  - Funded to increase access to HIV prevention services, through outreach, education, and navigation



# Creating Network to Provide PEP/PrEP Services in NYC




**NYC-Supported  
Testing Programs**



**NYC-Supported  
PEP/PrEP Clinics**



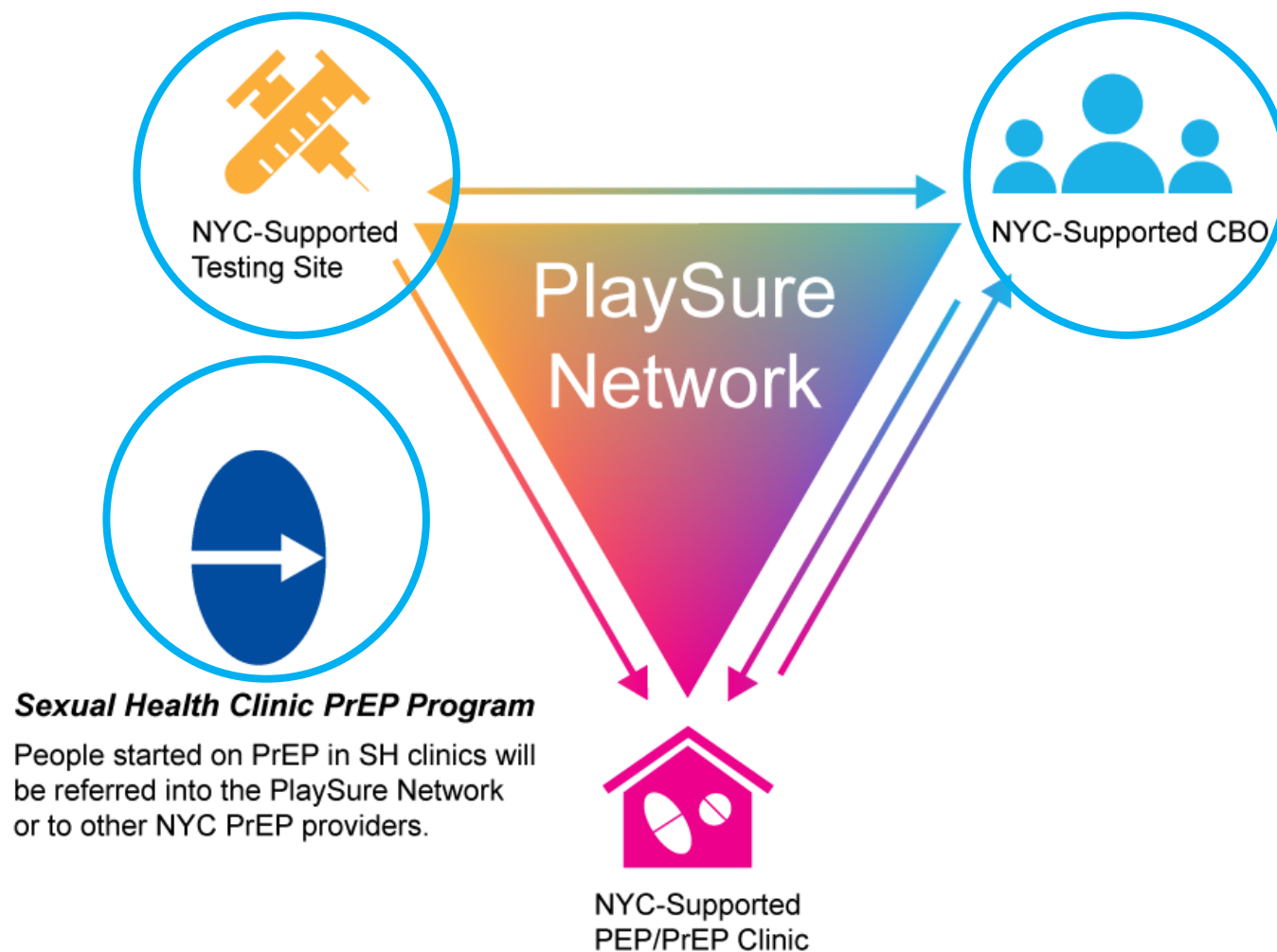
**NYC-Supported  
CBOs**



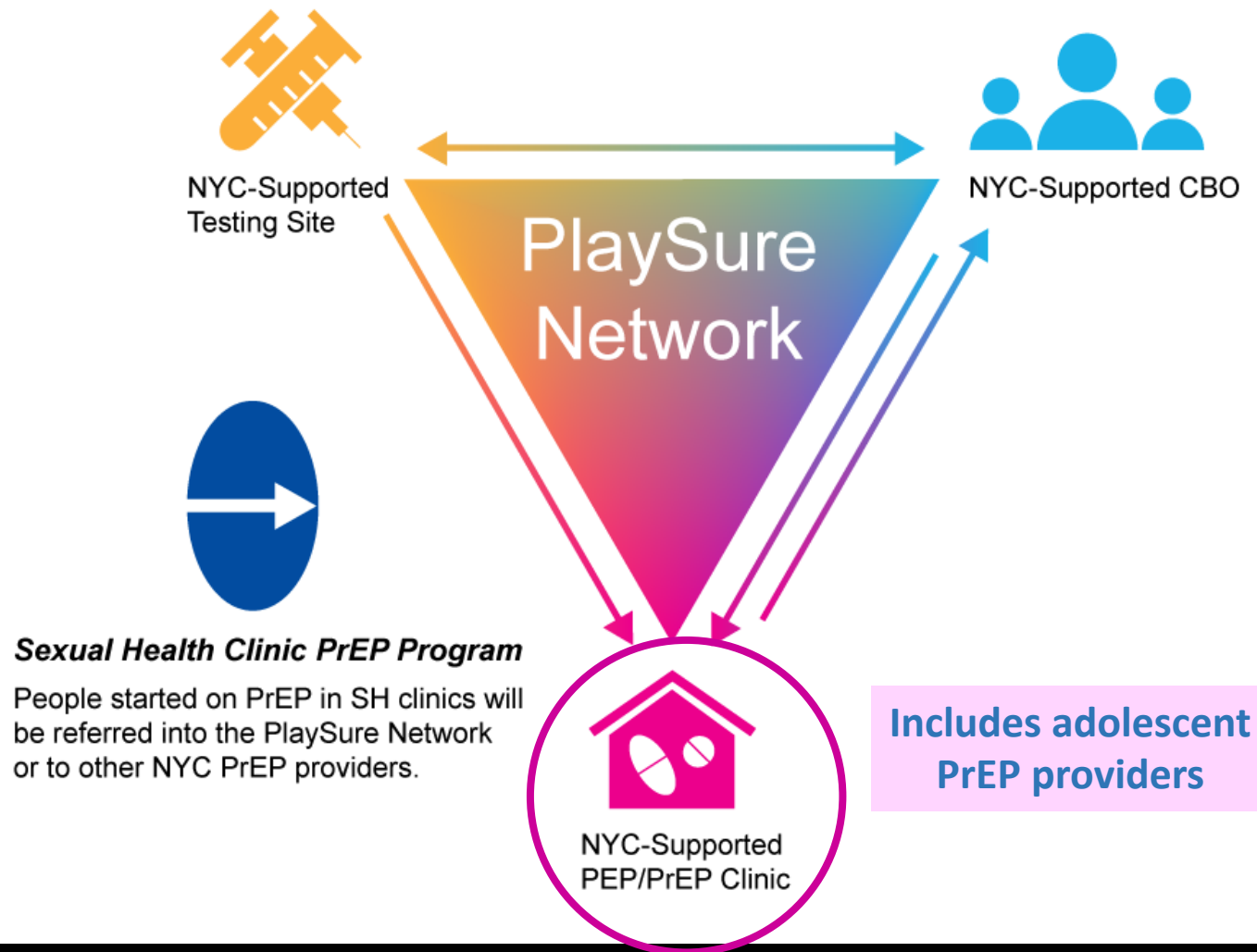
**Sexual Health Clinics**



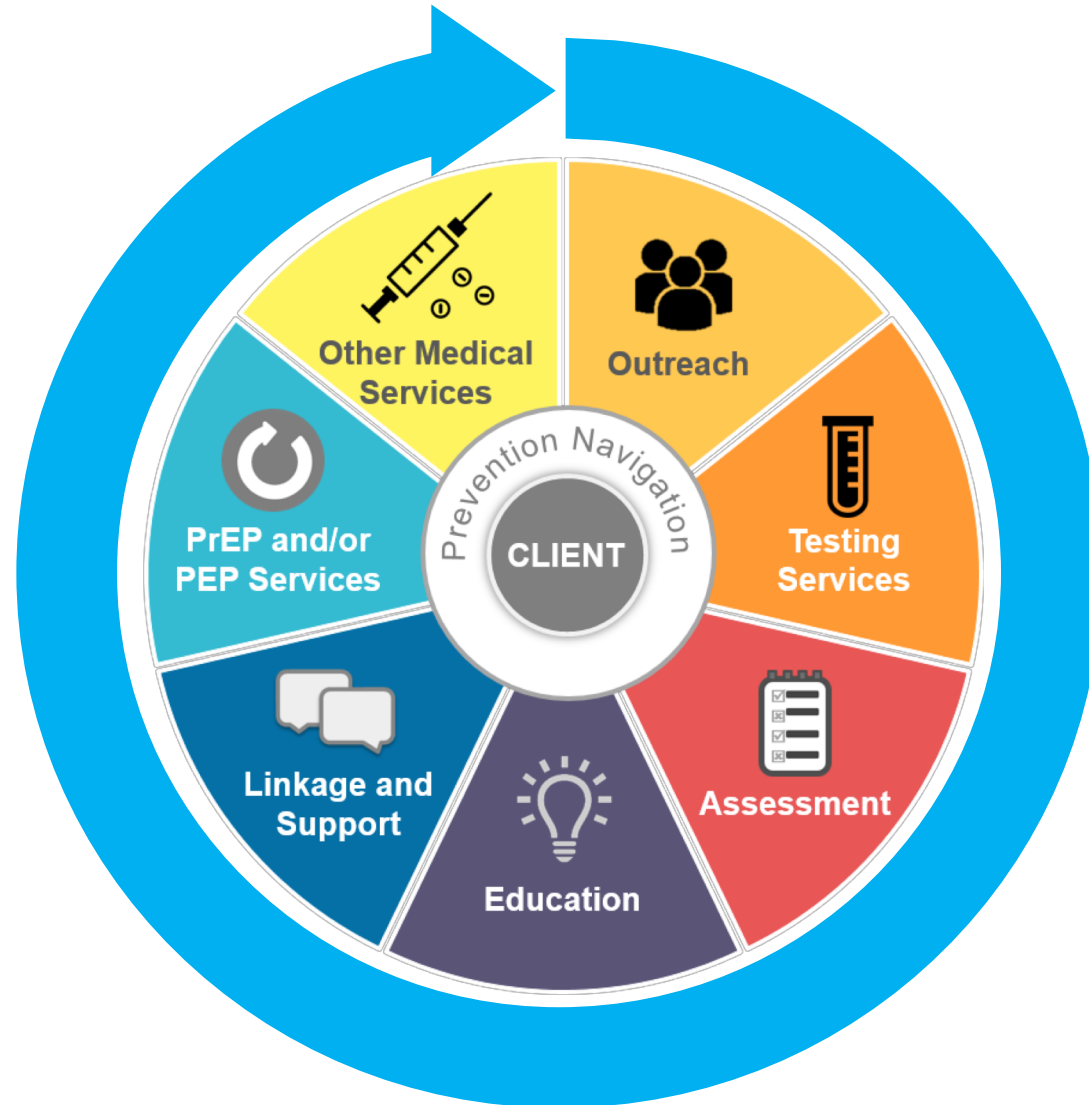
# PlaySure Network



# PlaySure Network

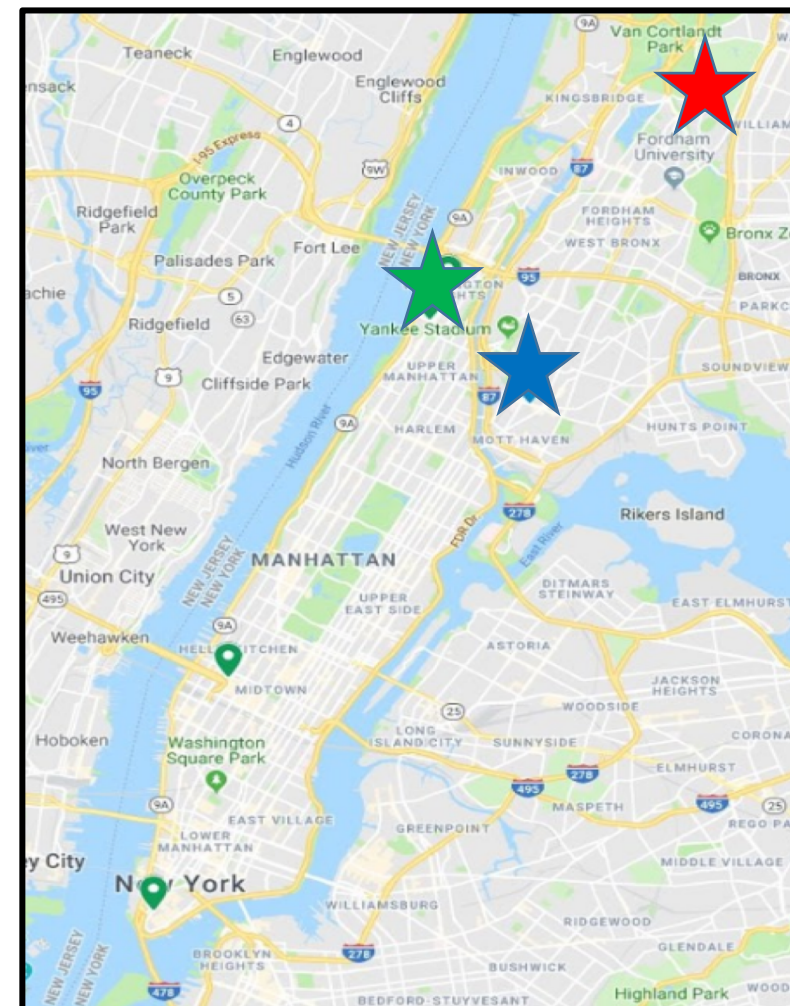


# PlaySure Network Core Services



# Supporting PEP/PrEP Services for Youth

- Three clinical sites with experience engaging and providing clinical and support services to youth were funded
  - Engage youth who may benefit from biomedical HIV prevention services
  - Provide support services and patient navigation to reduce behavioral, structural, financial and psychosocial factors related to HIV risk
  - Funded staff include patient navigators and benefits specialists

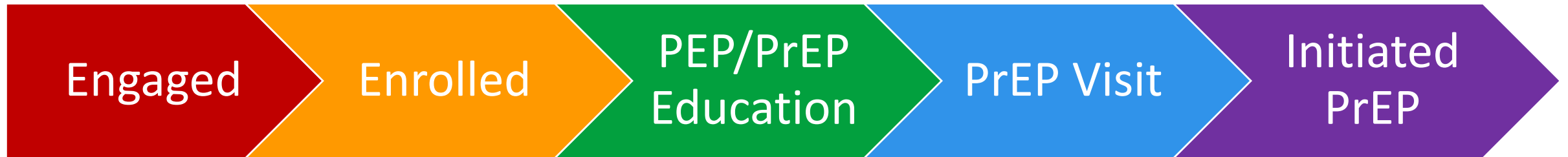


# Program Implementation

- Between July 2016 and March 2017, sites worked in collaboration with Health Department staff to optimize program implementation, including hiring/training program staff, and formalizing PrEP-policies/procedures
- Reporting on the first year of standardized service delivery, April 2017–March 2018
  - Limiting presentation to youth (aged 13–24 years) who received services



# PrEP Services Cascade



# Results, April 2017–March 2018



Engaged

**443 youth  
screened**

# Results, April 2017–March 2018



**443 youth  
screened**

**184 youth  
enrolled**



# Results, April 2017–March 2018

**Engaged**

**Enrolled**

**443 youth  
screened**

**184 youth  
enrolled**

Referral Source		
	Number	Percentage
In-reach	70	38%
Referral from City Sexual Health Clinic	37	20%
Referral from CBO Partner in PSN	26	14%
Outreach (social media, ads, events)	17	9%
Other (e.g., internet search, word of mouth)	34	19%

# Results, April 2017–March 2018



**443 youth  
screened**

**184 youth  
enrolled**

Referral Source		
	Number	Percentage
In-reach	70	38%
Referral from City Sexual Health Clinic	37	20%
Referral from CBO Partner in PSN	26	14%
Outreach (social media, ads, events)	17	9%
Other (e.g., internet search, word of mouth)	34	19%

# Results, April 2017–March 2018



**443 youth  
screened**

**184 youth  
enrolled**

Referral Source		
	Number	Percentage
In-reach	70	38%
Referral from City Sexual Health Clinic	37	20%
Referral from CBO Partner in PSN	26	14%
Outreach (social media, ads, events)	17	9%
Other (e.g., internet search, word of mouth)	34	19%

# Results, April 2017–March 2018



**443 youth  
screened**

**184 youth  
enrolled**

Referral Source		
	Number	Percentage
In-reach	70	38%
Referral from City Sexual Health Clinic	37	20%
Referral from CBO Partner in PSN	26	14%
Outreach (social media, ads, events)	17	9%
Other (e.g., internet search, word of mouth)	34	19%

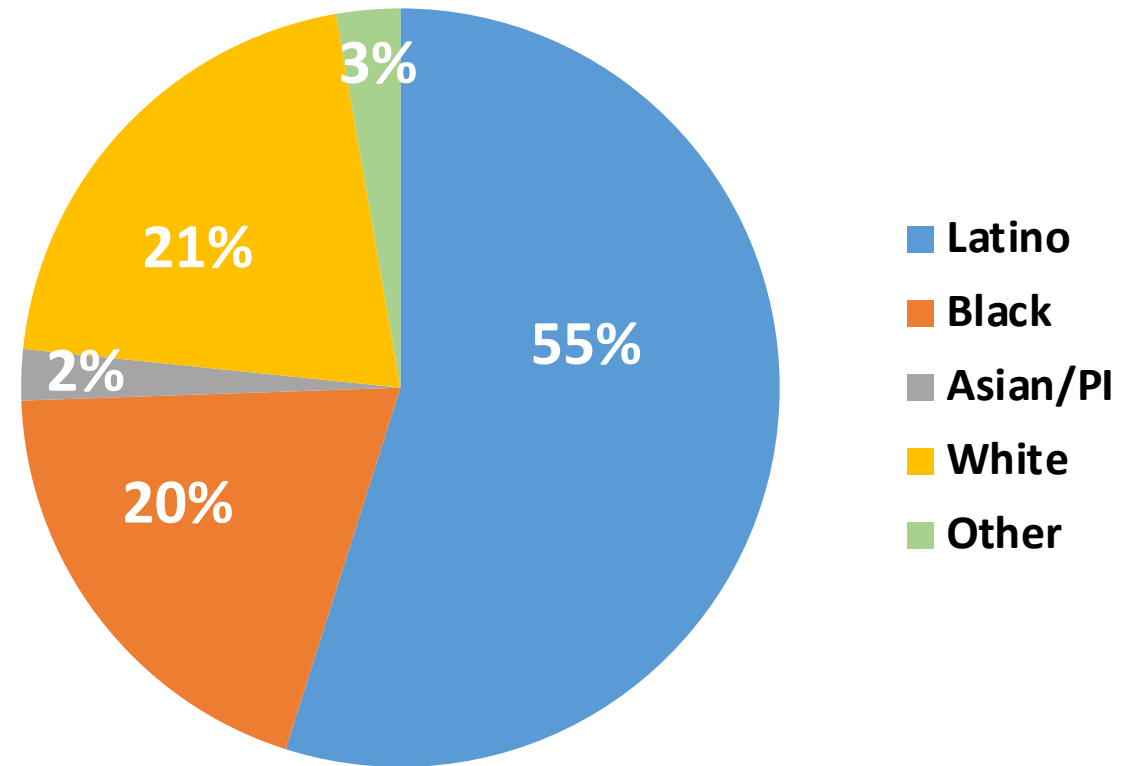
# Results, April 2017–March 2018



**443 youth  
screened**

**184 youth  
enrolled**

**Race/Ethnicity of Enrolled Youth**



**Majority (77%) of enrolled youth were persons of color**

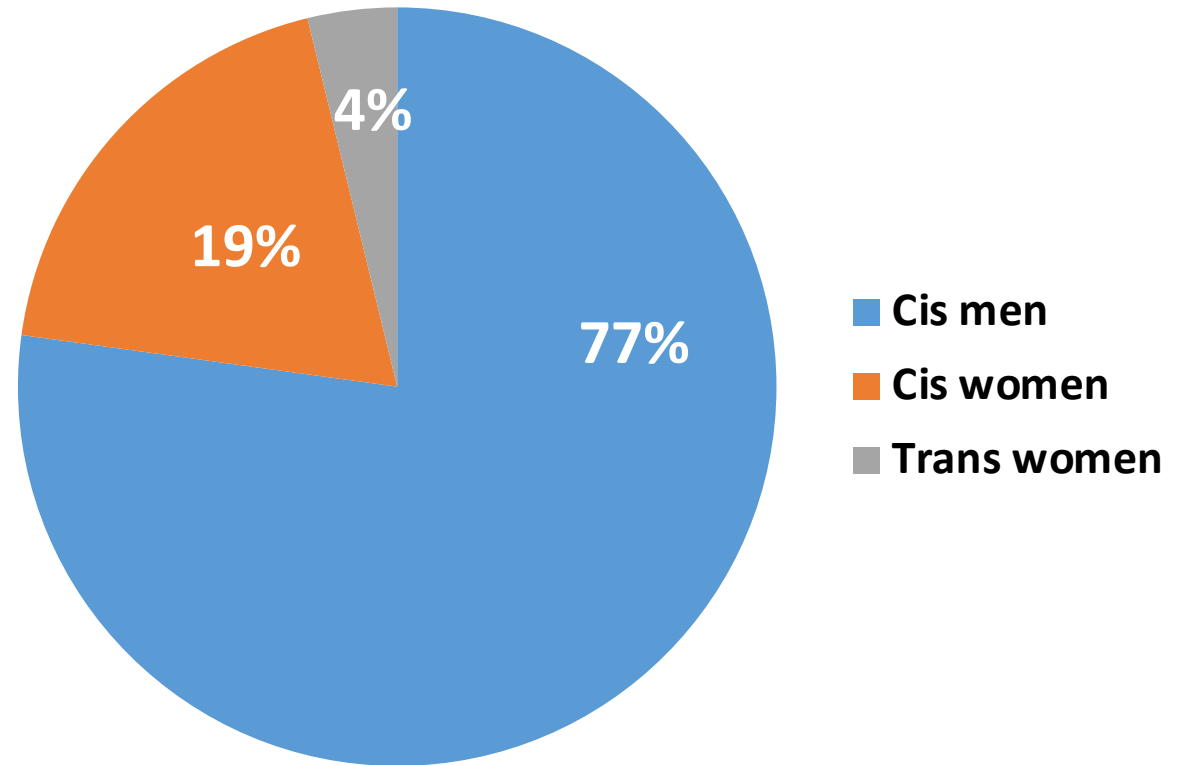
# Results, April 2017–March 2018



**443 youth  
screened**

**184 youth  
enrolled**

**Gender of Enrolled Youth**



**Majority (77%) of enrolled youth were cis men  
4% of enrolled youth were trans women; no trans men were enrolled**

# Results, April 2017–March 2018

**Engaged**

**Enrolled**

**443 youth  
screened**

**184 youth  
enrolled**

Priority Populations	Gay and other men who have sex with men (MSM)	109	59%
	Latino MSM	58	32%
	Black MSM, non-Latino	15	8%
	Trans women	7	4%

# Results, April 2017–March 2018

Engaged

Enrolled

443 youth  
screened

184 youth  
enrolled

Priority Populations	Gay and other men who have sex with men (MSM)	109	59%
	Latino MSM	58	32%
	Black MSM, non-Latino	15	8%
	Trans women	7	4%



# Results, April 2017–March 2018

Engaged

Enrolled

443 youth  
screened

184 youth  
enrolled

Priority Populations	Gay and other men who have sex with men (MSM)	109	59%
	Latino MSM	58	32%
	Black MSM, non-Latino	15	8%
	Trans women	7	4%

# Results, April 2017–March 2018

Engaged

Enrolled

443 youth  
screened

184 youth  
enrolled

Age	Median (Range)	22	(15,24)
	Under 18	18	10%

Insurance Status	Insured / Underinsured	135	73%
	Own policy	(61)	(45%)
	Parent's	(69)	(51%)
	Uninsured	45	25%

# Results, April 2017–March 2018



**443 youth  
screened**

**184 youth  
enrolled**

Age	Median (Range)	22	(15,24)
	Under 18	18	10%

Insurance Status	Insured / Underinsured	135	73%
	Own policy	(61)	(45%)
	Parent's	(69)	(51%)
	Uninsured	45	25%

# Results, April 2017–March 2018

Engaged

Enrolled

443 youth  
screened

184 youth  
enrolled

Age	Median (Range)	22	(15,24)
	Under 18	18	10%

Insurance Status	Insured / Underinsured	135	73%
	Own policy	(61)	(45%)
	Parent's	(69)	(51%)
	Uninsured	45	25%

# Results, April 2017–March 2018



**443 youth  
screened**

**184 youth  
enrolled**

Age	Median (Range)	22	(15,24)
	Under 18	18	10%

Insurance Status	Insured / Underinsured	135	73%
	Own policy	(61)	(45%)
	Parent's	(69)	(51%)
	Uninsured	45	25%

# Results, April 2017–March 2018



**443 youth  
screened**

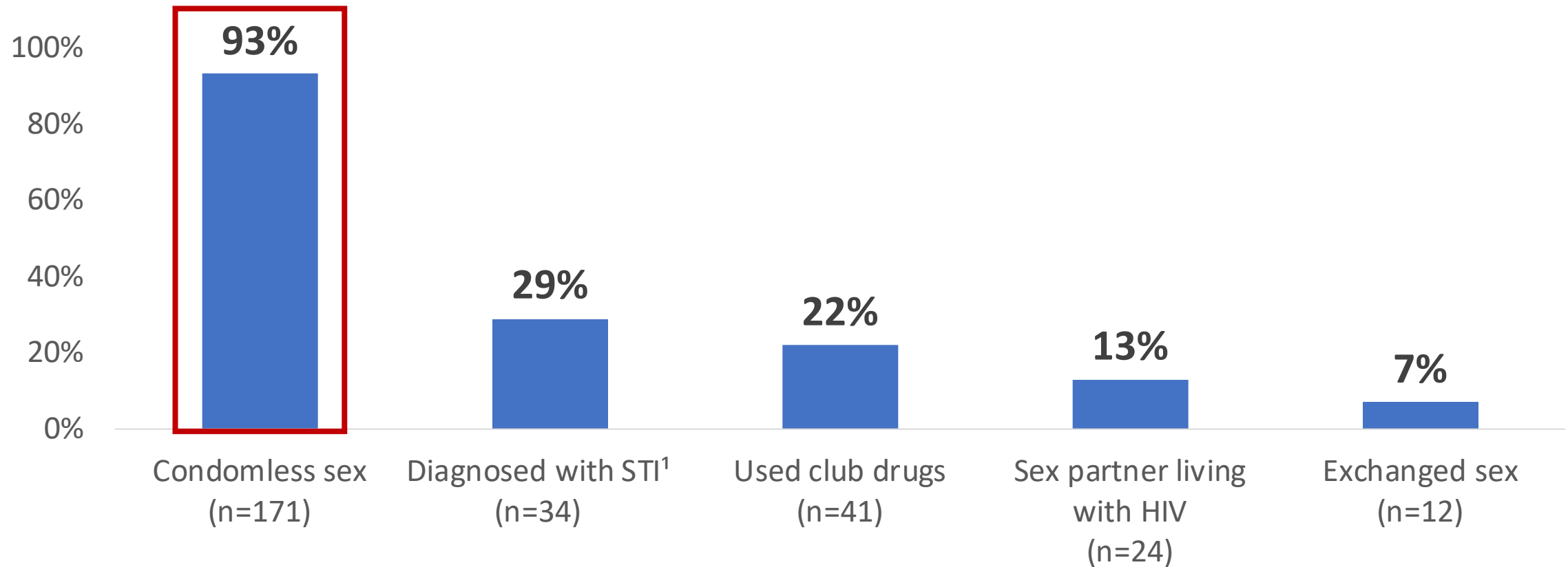
**184 youth  
enrolled**

Age	Median (Range)	22	(15,24)
	Under 18	18	10%

Insurance Status	Insured / Underinsured	135	73%
	Own policy	(61)	(45%)
	Parent's	(69)	(51%)
	Uninsured	45	25%

# Sex & Drug Behaviors among Enrolled Youth (N=184) ‡

Clients can answer yes to more than one of these questions

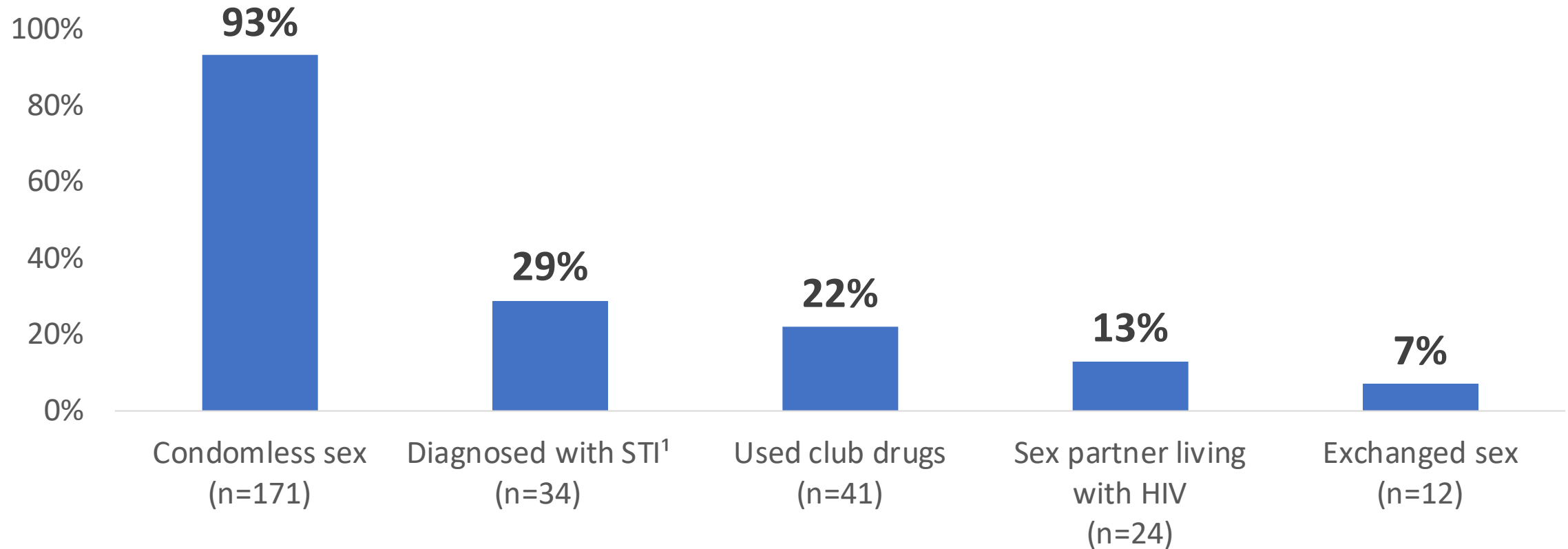


‡ Services provided April 2017-March 2018; preliminary data; clients were asked to report on past 6 months before enrollment

<sup>1</sup>Denominator is 118 (64%) clients asked this question.

# Sex & Drug Behaviors among Enrolled Youth (N=184) ‡

Clients can answer yes to more than one of these questions

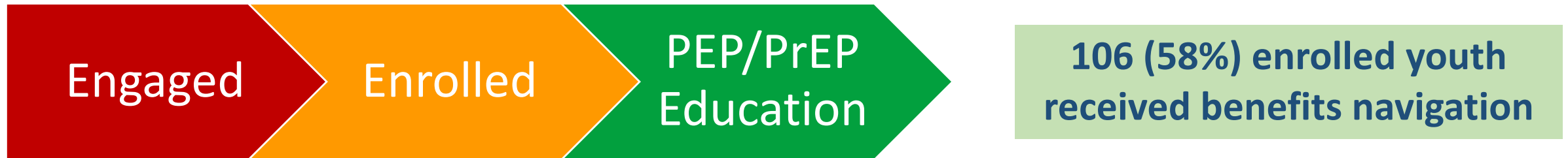


‡ Services provided April 2017-March 2018; preliminary data; clients were asked to report on past 6 months before enrollment

¹Denominator is 118 (64%) clients asked this question.



# Results, April 2017–March 2018



**443 youth  
screened**

**184 youth  
enrolled**

**167 (91%) received  
education**

Benefits Navigation Received*	Number	Percent
Co-pay Assistance	49	27%
Insurance Enrollment	43	23%
Medication Assistance	33	18%
Prior Authorization / Insurance Coverage	21	11%
Explanation of Benefits Waiver	1	1%

\*Enrolled youth may receive multiple benefit navigation services

# Results, April 2017–March 2018



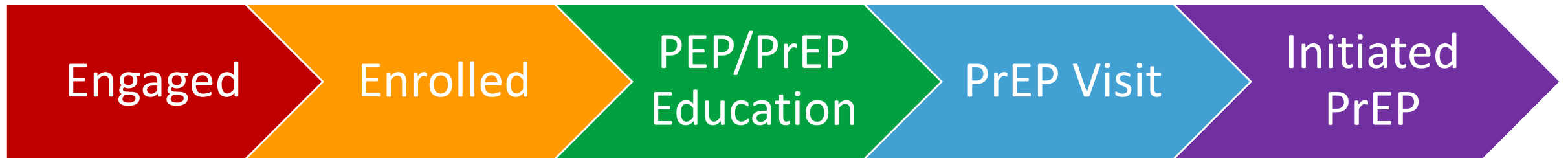
**443 youth  
screened**

**184 youth  
enrolled**

**167 (91%) received  
education**

**138 (75%) attended  
PrEP medical visit**

# Results, April 2017–March 2018



**443 youth  
screened**

**184 youth  
enrolled**

**167 (91%) received  
education**

**138 (75%) attended  
PrEP medical visit**

**126 (68%)  
initiated PrEP**

Among clients <18 years of age,  
10 of 18 (56%) received  
PrEP prescription

# Summary

- Successfully launch of new youth PrEP programs at 3 sites in 2 boroughs
- Provision holistic, client-centered PrEP-related services
- Good engagement among youth of color
- High utilization of services by enrolled clients



# Challenges in Providing PrEP Services

- Developing youth-tailored messaging within large medical system
- Expanding outreach social media use to promote PrEP within such system
- Addressing low self-perception of 'risk' & enhancing motivation for PrEP
- Addressing unwanted disclosure of services to parents by insurance companies with sending of explanation of benefits to parents



# Key Facilitators for Continuous Engagement

- Experienced agencies in providing services to youth
- Regular communication between navigator and clients
- Co-location of medical and support services
- Flexible appointment scheduling
- Change in New York State Law to allow minor to consent for HIV prevention and care services in 2017
- FDA expansion of indication of TDF/FTC for PrEP to adolescents weighing at least 35kg in 2018



# Expanding Youth PrEP Services: NYC Unity Project

- In 2018, NYC First Lady Chirlane McCray announced launch of NYC Unity Project
  - Multi-agency strategy to deliver services to LGBTQ young people in NYC
- Funding for two new youth PrEP clinical programs in Harlem and Central Brooklyn
  - Final awards pending
- Planned analysis to better understand retention & adherence in programs



# Acknowledgements

- **Co-Authors**

- Jaime Martin
- Sarah Ramteke
- Mohini Persaud
- Angela Merges
- Zoe Edelstein
- Lena Saleh
- Oni Blackstock
- Demetre Daskalakis
- Julie Myers

- **Adolescent PrEP Programs**

- La Casa de Salud
- Montefiore Medical Center
- New York-Presbyterian Hospital

- **Clients**

- **NYC DOHMH Prevention Program Staff**





# Thank You



Benjamin Tsoi  
[btsoi@health.nyc.gov](mailto:btsoi@health.nyc.gov)