

CONEY ISLAND-SHEEPSHEAD BAY Neighborhood Health Profile

Demographics

Compared to New York City as a whole, in Coney Island-Sheepshead Bay...

- **The percentage of the population that is white is substantially higher (68% vs. 34%), the percentage that is African-American is substantially lower (8% vs. 25%), the percentage that is Asian is somewhat higher (12% vs. 10%), and the percentage that is Hispanic is substantially lower (10% vs. 27%)**
- **The infant mortality rate is somewhat lower (5.8 vs. 6.7/1,000 live births)**
- **The percent of the population 65 years and older is substantially higher (19% vs. 12%)**

Demographic Characteristics and Vital Statistics Related to Birth

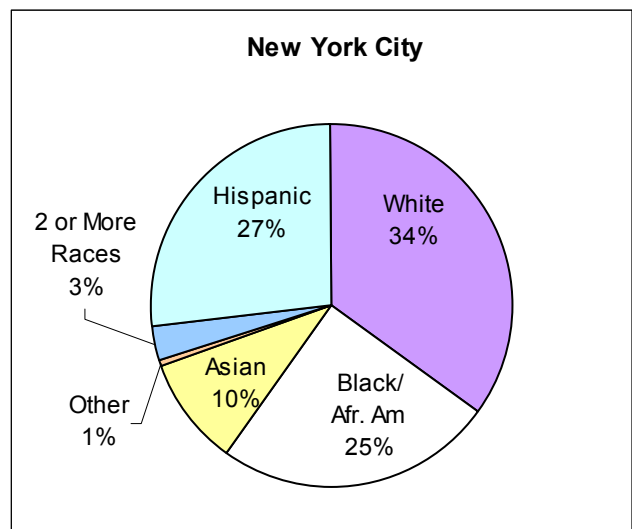
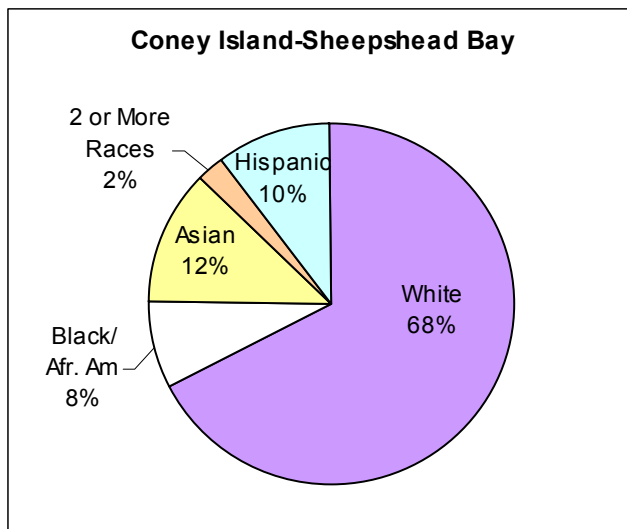
Coney Island-Sheepshead Bay Compared to New York City, 2000

	<u>Coney Island-Sheepshead Bay</u>	<u>New York City</u>
Total Population	286,901	8,008,278
Age-adjusted death rate (deaths per 100,000)	777	737
Fertility rate (births per 1,000 women aged 15 to 44)	61	66
Infant Mortality rate (deaths before age 1 year per 1,000 live births)	5.8	6.7
Percent of births to women less than 20 years old	7.7	8.6
Percent of women receiving first trimester prenatal care	51	60
Percent low birth weight babies (percent of live births <2500 grams)	7.0	8.3
Percent of persons living in poverty*	18	19
Percent of adults aged 25 and older without a high school diploma*	31	32
Percent of linguistically isolated households*	14	12
Percent of population less than 25 years old	31	34
Percent of population greater than or equal to 65 years old	19	12

*Based on 1990 Census

Population by Race/Ethnicity

Coney Island-Sheepshead Bay Compared to New York City, 2000



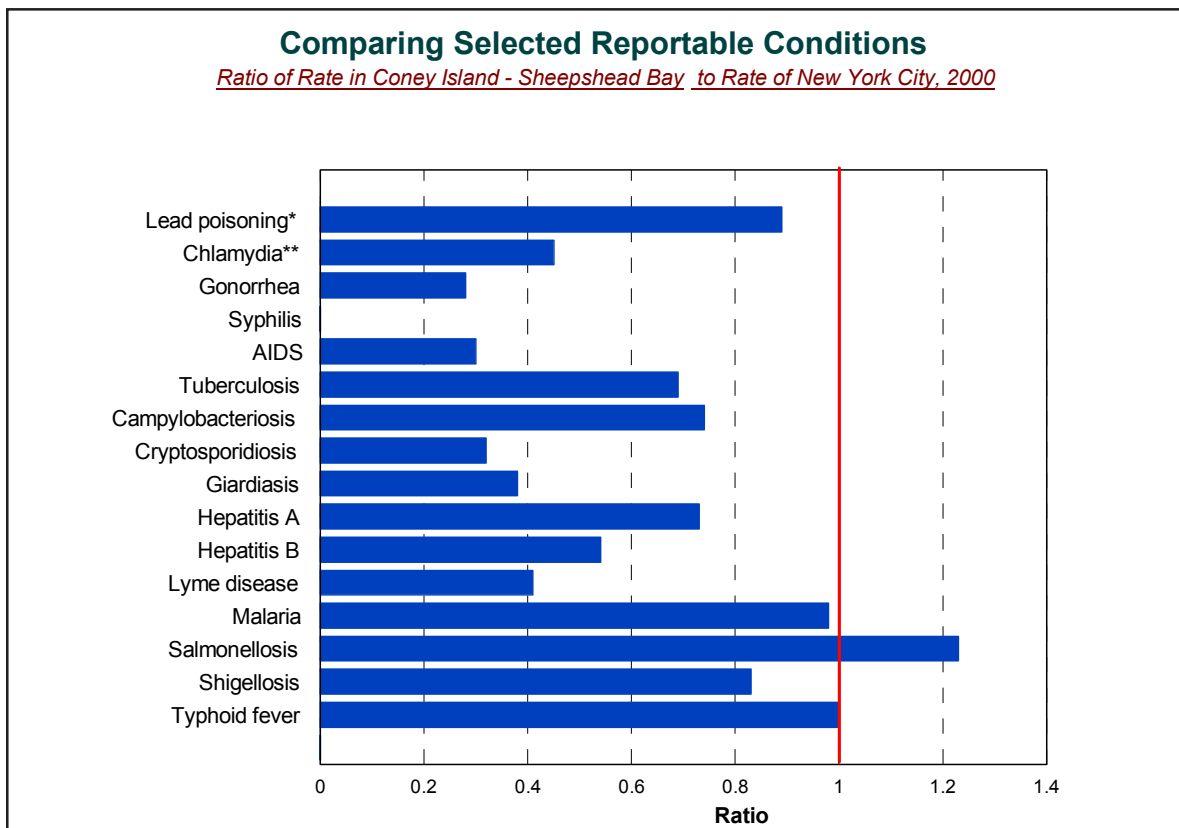
Selected Reportable Conditions

Compared to New York City as a whole, in Coney Island-Sheepshead Bay the rate of...

- Chlamydia in women is substantially lower (244 vs. 538/100,000)
- Gonorrhea is substantially lower (41 vs. 146/100,000)
- AIDS is substantially lower (16 vs. 55/100,000)
- Cryptosporidiosis is substantially lower (0.7 vs. 2.1/100,000)
- Giardiasis is substantially lower 8.4 vs. 22/100,000)
- Lyme disease is substantially lower (1.0 vs. 2.6/100,000)

Selected Reportable Conditions for Coney Island-Sheepshead Bay, 2000

	Neighborhood No. of Cases	Neighborhood Rate/100,000	New York City Rate/100,000
Lead poisoning*	18	93	104
Chlamydia**	370	244	538
Gonorrhea	118	41	146
Syphilis	0	0.0	1.5
AIDS	47	16	55
Tuberculosis	33	12	17
Campylobacteriosis	23	8.0	11
Cryptosporidiosis	2	0.7	2.1
Giardiasis	24	8.4	22
Hepatitis A	14	4.9	6.7
Hepatitis B	11	3.8	7.1
Lyme disease	3	1.0	2.6
Malaria	8	2.8	2.8
Salmonellosis	53	18	15
Shigellosis	28	9.8	12
Typhoid fever	2	0.7	0.7



* Children ages 0 - 5 years old.

** Female cases only; rate per 100,000 women.

Selected Cancer Statistics

Compared to New York City as a whole, in Coney Island-Sheepshead Bay ...

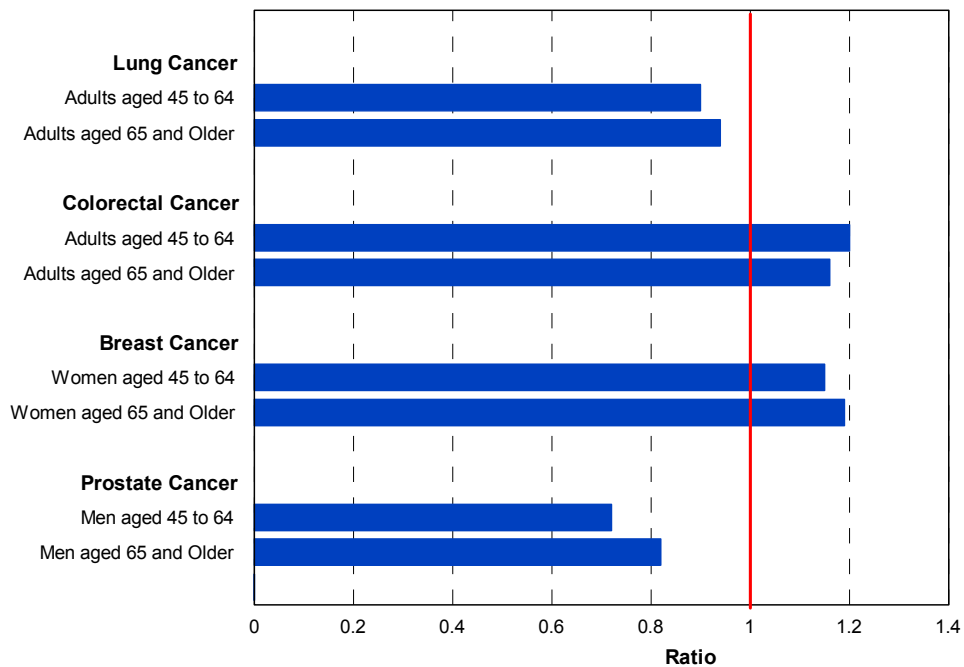
- The rate of lung cancer in adults aged 65 and older is somewhat lower (263 vs. 280/100,000)
- The rates of colorectal cancer in adults aged 45 to 64 (69 vs. 57/100,000) and adults aged 65 and older (363 vs. 313/100,000) are somewhat higher
- The rates of breast cancer in women aged 45 to 64 (229 vs. 200/100,000) and women aged 65 and older (443 vs. 373/100,000) are somewhat higher
- The rates of prostate cancer in men aged 45 to 64 (94 vs. 130/100,000) and men aged 65 and older (662 vs. 805/100,000) are somewhat lower

Selected Cancers by Sex and Age for Coney Island-Sheepshead Bay, 1992-1996

	Neighborhood No. of Cases	Neighborhood Avg. Yearly Rate/100,000	New York City Avg. Yearly Rate/100,000
Lung Cancer			
Adults aged 45 to 64	255	74	82
Adults aged 65 and Older	711	263	280
Colorectal Cancer			
Adults aged 45 to 64	236	69	57
Adults aged 65 and Older	981	363	313
Breast Cancer			
Women aged 45 to 64	425	229	200
Women aged 65 and Older	726	443	373
Prostate Cancer			
Men aged 45 to 64	150	94	130
Men aged 65 and Older	702	662	805

Comparing Selected Cancers, by Sex and Age

Ratio of Rate in Coney Island - Sheepshead Bay to Rate of New York City, 1992-1996



Leading Causes of Hospitalization

Compared to New York City as a whole, in Coney Island-Sheepshead Bay...

- The rates of hospitalization for asthma among children aged 9 and younger (254 vs. 720/100,000) and among adolescents aged 10 to 17 (102 vs. 271/100,000) are substantially lower
- The rate of hospitalization for mental disorders among adults aged 18 to 24 is somewhat higher (1,026 vs. 775/100,000)
- The rate of hospitalization for ischemic heart disease among adults aged 25 to 64 is substantially higher (724 vs. 442/100,000)
- The rate of hospitalization for malignant neoplasms among adults aged 25 to 64 is somewhat higher (401 vs. 308/100,000)
- The rate of hospitalization for ischemic heart disease among adults aged 65 and older is somewhat higher (3,731 vs. 2,599/100,000)

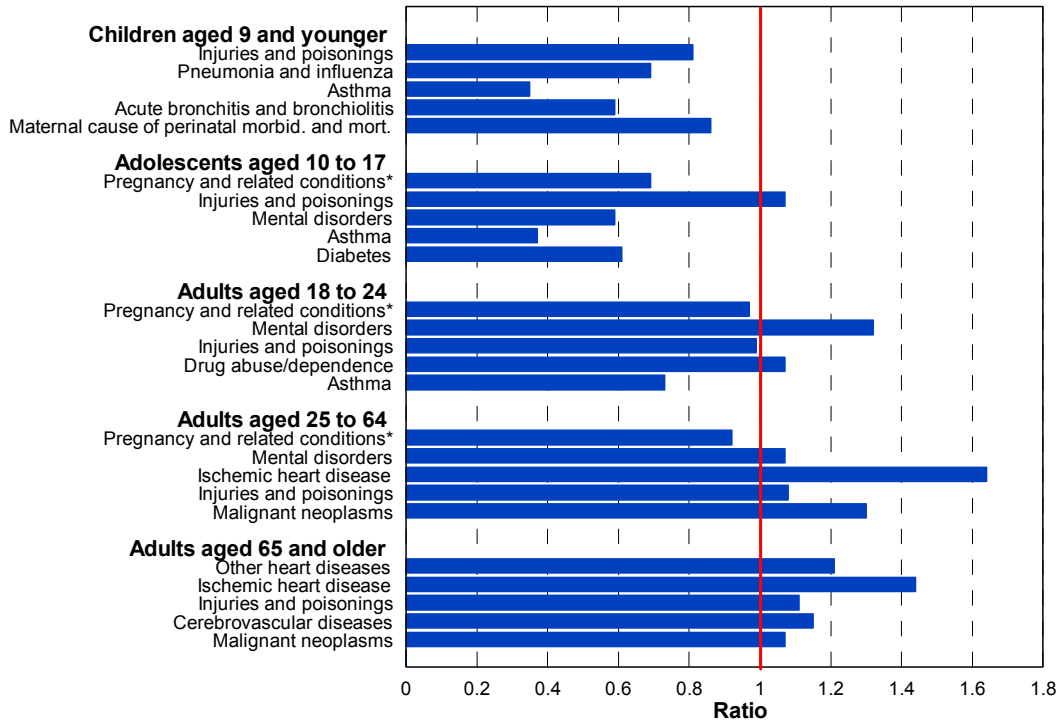
Leading Causes of Hospitalizations by Age for Coney Island-Sheepshead Bay, 2000

	Neighborhood No. of Hospitalizations	Neighborhood Rate/100,000	New York City Rate/100,000
Children Aged 0-9			
Injuries and poisonings	112	335	411
Pneumonia and influenza	102	305	439
Asthma	85	254	720
Acute bronchitis and bronchiolitis	80	239	408
Maternal cause of perinatal morbidity and mortality	50	149	173
Adolescents Aged 10-17			
Pregnancy and related conditions*	103	733	1,070
Injuries and poisonings	142	480	449
Mental disorders	64	217	367
Asthma	30	102	271
Diabetes	11	37	61
Adults Aged 18-24			
Pregnancy and related conditions*	1,063	8,791	9,055
Mental disorders	253	1,026	775
Injuries and poisonings	135	547	550
Drug abuse/dependence	43	174	163
Asthma	21	85	117
Adults Aged 25-64			
Pregnancy and related conditions*	2,648	3,470	3,782
Mental disorders	1,755	1,208	1,127
Ischemic heart disease	1,051	724	442
Injuries and poisonings	1,024	705	652
Malignant neoplasms	582	401	308
Adults Aged 65 and older			
Other heart diseases	2,214	4,100	3,375
Ischemic heart disease	2,015	3,731	2,599
Injuries and poisonings	1,289	2,387	2,148
Cerebrovascular diseases	952	1,763	1,539
Malignant neoplasms	948	1,755	1,647

* Rate per 100,000 women.

Comparing Leading Causes of Hospitalization by Age

Ratio of Rate in Coney Island - Sheepshead Bay to Rate of New York City, 2000



* Rate per 100,000 women.

Leading Causes of Death

Compared to New York City as a whole, in Coney Island-Sheepshead Bay...

- The death rate from HIV infection among adults aged 25 to 64 years is substantially lower (15 vs. 41/100,000)
- The death rate from malignant neoplasms among adults aged 25 to 64 years is somewhat higher (122 vs. 91/100,000)
- The death rate from heart disease among adults aged 25 to 64 years is somewhat higher (99 vs. 77/100,000)
- The death rate from heart disease among adults aged 65 and older is somewhat higher (2,602 vs. 2,152/100,000)

Leading Causes of Death by Age for Coney Island-Sheepshead Bay 2000

	Neighborhood No. of Deaths	Neighborhood Rate/100,000	New York City Rate/100,000
Adults Aged 25-64			
Malignant neoplasms	177	122	91
Diseases of heart	144	99	77
Human immunodeficiency virus (HIV) disease	22	15	41
Psychoactive substance use and accidental drug poisoning	20	14	17
Accidents except drug poisoning	14	9.6	8.5
Adults Aged 65 and Older			
Diseases of heart	1,405	2,602	2,152
Malignant neoplasms	484	896	908
Influenza and pneumonia	93	172	201
Diabetes mellitus	58	107	137
Cerebrovascular diseases	57	106	146

