

# BOROUGH PARK

## Neighborhood Health Profile

### Demographics

*Compared to New York City as a whole, in Borough Park...*

- The percentage of the population that is white is substantially higher (64% vs. 34%), the percentage that is African-American is substantially lower (5% vs. 25%), the percentage that is Asian is somewhat higher (15% vs. 10%), and the percentage that is Hispanic is substantially lower (12% vs. 27%)
- The fertility rate is somewhat higher (91 vs. 66/1,000 live births)
- The infant mortality rate is substantially lower (3.1 vs. 6.7/1,000 live births)
- The percent of births to women less than 20 years old is somewhat lower (4.5% vs. 8.6%)
- The percent of women receiving first trimester prenatal care is somewhat lower (46% vs. 60%)
- The percent of adults 25 years and older without a high school diploma is somewhat higher (35% vs. 32%)

### **Demographic Characteristics and Vital Statistics Related to Birth**

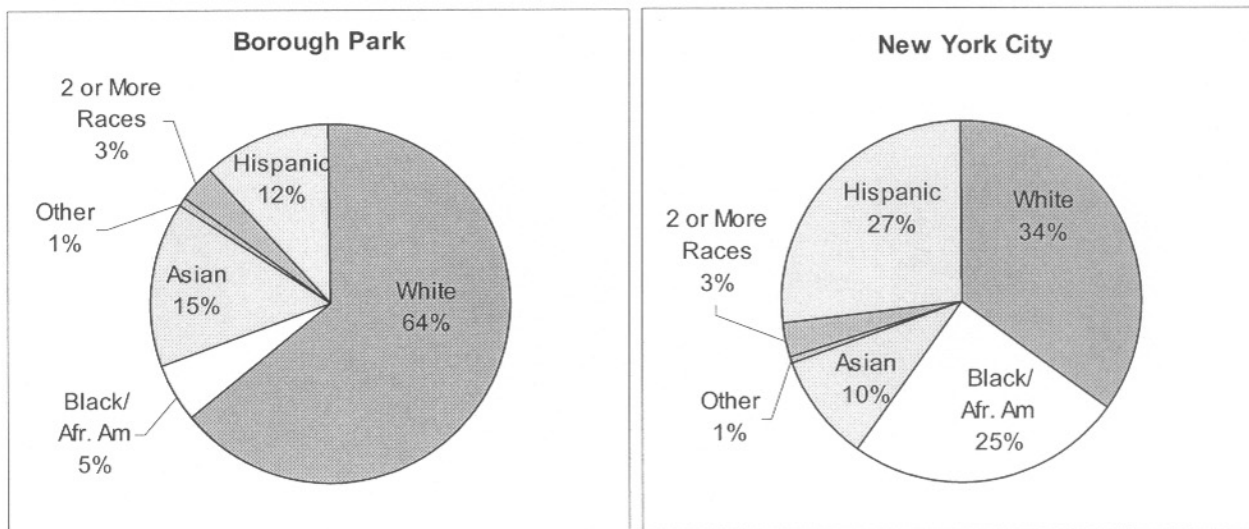
Borough Park Compared to New York City, 2000

	<u>Borough Park</u>	<u>New York City</u>
Total Population	324,411	8,008,278
Age-adjusted death rate (deaths per 100,000)	678	737
Fertility rate (births per 1,000 women aged 15 to 44)	91	66
Infant Mortality rate (deaths before age 1 year per 1,000 live births)	3.1	6.7
Percent of births to women less than 20 years old	4.5	8.6
Percent of women receiving first trimester prenatal care	46	60
Percent low birth weight babies (percent of live births <2500 grams)	5.7	8.3
Percent of persons living in poverty*	19	19
Percent of adults aged 25 and older without a high school diploma*	35	32
Percent of linguistically isolated households*	18	12
Percent of population less than 25 years old	39	34
Percent of population greater than or equal to 65 years old	14	12

\*Based on 1990 Census

### **Population by Race/Ethnicity**

Borough Park Compared to New York City, 2000



### Selected Reportable Conditions

Compared to New York City as a whole, in Borough Park the rate of...

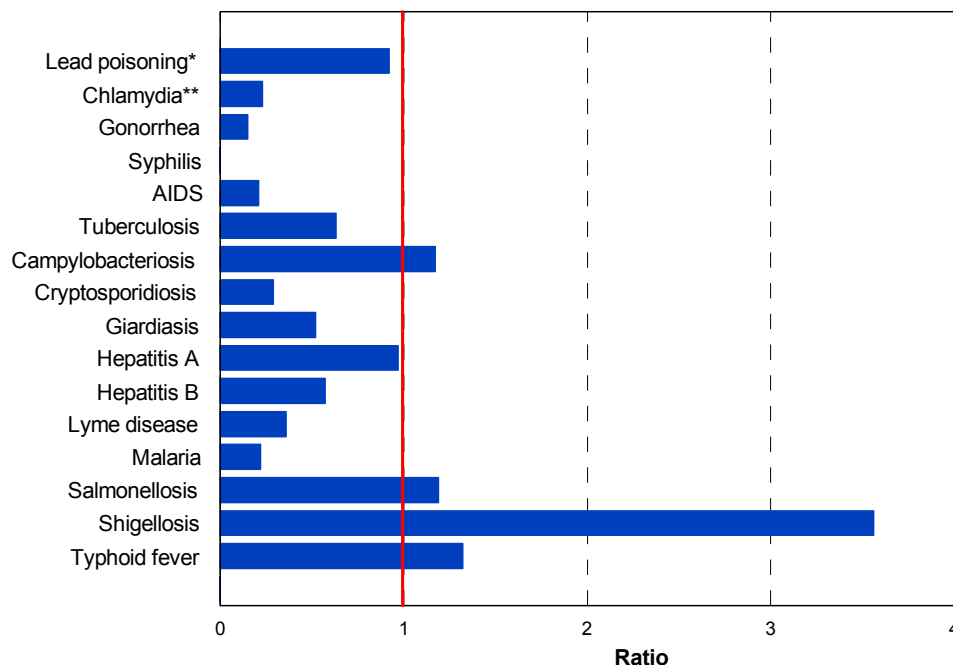
- Chlamydia in women is substantially lower (122 vs. 538/100,000)
- Gonorrhea is substantially lower (22 vs. 146/100,000)
- AIDS is substantially lower (12 vs. 55/100,000)
- Cryptosporidiosis is substantially lower (0.6 vs. 2.1/100,000)
- Lyme disease is substantially lower (0.9 vs. 2.6/100,000)
- Malaria is substantially lower (0.6 vs. 2.8/100,000)
- Shigellosis is substantially higher (42 vs. 12/100,000) due to a large outbreak from April to July, 2000

### Selected Reportable Conditions for Borough Park, 2000

	Neighborhood No. of Cases	Neighborhood Rate/100,000	New York City Rate/100,000
Lead poisoning*	31	96	104
Chlamydia**	202	122	538
Gonorrhea	72	22	146
Syphilis	0	0.0	1.5
AIDS	38	12	55
Tuberculosis	34	10.5	17
Campylobacteriosis	41	13	11
Cryptosporidiosis	2	0.6	2.1
Giardiasis	37	11	22
Hepatitis A	21	6.5	6.7
Hepatitis B	13	4.0	7.1
Lyme disease	3	0.9	2.6
Malaria	2	0.6	2.8
Salmonellosis	58	18	15
Shigellosis	136	42	12
Typhoid fever	3	0.9	0.7

### Comparing Selected Reportable Conditions

Ratio of Rate in Borough Park to Rate of New York City, 2000



\* Children ages 0 - 5 years old.  
 \*\* Female cases only; rate per 100,000 women.

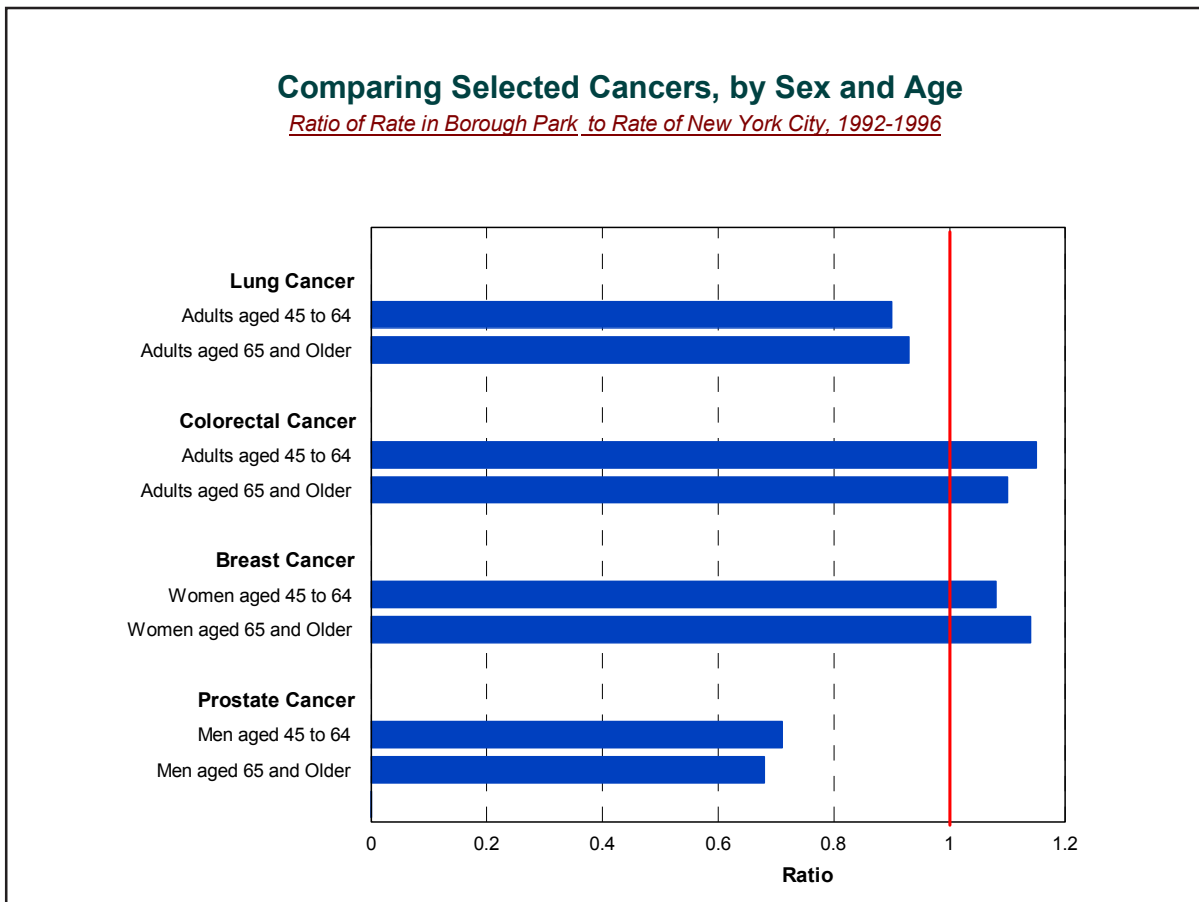
**Selected Cancer Statistics**

*Compared to New York City as a whole, in Borough Park...*

- The rate of colorectal cancer in adults aged 45 to 64 is somewhat higher (65 vs. 57/100,000)
- The rate of breast cancer in women aged 65 and older is somewhat higher (425 vs. 373/100,000)
- The rates of prostate cancer in men aged 45 to 64 (93 vs. 130/100,000) and men aged 65 and older (549 vs. 805/100,000) are somewhat lower

**Selected Cancers by Sex and Age for Borough Park, 1992-1996**

	Neighborhood No. of Cases	Neighborhood Avg. Yearly Rate/100,000	New York City Avg. Yearly Rate/100,000
<b>Lung Cancer</b>			
Adults aged 45 to 64	237	74	82
Adults aged 65 and Older	590	260	280
<b>Colorectal Cancer</b>			
Adults aged 45 to 64	209	65	57
Adults aged 65 and Older	785	346	313
<b>Breast Cancer</b>			
Women aged 45 to 64	358	216	200
Women aged 65 and Older	587	425	373
<b>Prostate Cancer</b>			
Men aged 45 to 64	143	93	130
Men aged 65 and Older	489	549	805



## Leading Causes of Hospitalization

*Compared to New York City as a whole, in Borough Park...*

- The rate of hospitalization for acute bronchitis and bronchiolitis among children aged 9 and younger is substantially lower (174 vs. 408/100,000)
- The rate of hospitalization for asthma among children aged 9 and younger is substantially lower (173 vs. 720/100,000)
- The rates of hospitalization for pregnancy and related conditions among adolescents aged 10 to 17 is substantially lower (347 vs. 1,070/100,000)
- The rates of hospitalization for pregnancy and related conditions among adults aged 18 to 24 (12,927 vs. 9,055) and adults aged 25 to 64 (5,436 vs. 3,782/100,000) are somewhat higher.
- The rates of hospitalization for mental disorders among adolescents aged 10 to 17 is substantially lower (124 vs. 367/100,000)

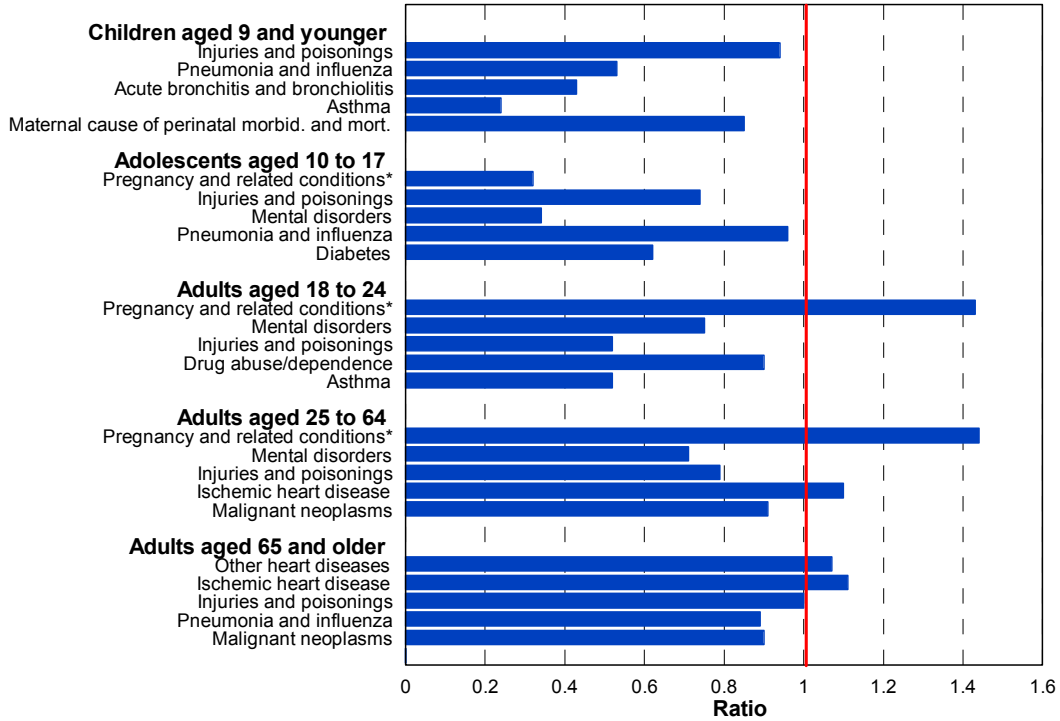
### Leading Causes of Hospitalizations by Age for Borough Park, 2000

	Neighborhood No. of Hospitalizations	Neighborhood Rate/100,000	New York City Rate/100,000
<b>Children Aged 0-9</b>			
Injuries and poisonings	203	385	411
Pneumonia and influenza	123	233	439
Acute bronchitis and bronchiolitis	92	174	408
Asthma	91	173	720
Maternal cause of perinatal morbidity and mortality	78	148	173
<b>Adolescents Aged 10-17</b>			
Pregnancy and related conditions*	66	347	1,070
Injuries and poisonings	131	331	449
Mental disorders	49	124	367
Pneumonia and influenza	21	53	55
Diabetes	15	38	61
<b>Adults Aged 18-24</b>			
Pregnancy and related conditions*	2,029	12,927	9,055
Mental disorders	191	584	775
Injuries and poisonings	93	284	550
Drug abuse/dependence	48	147	163
Asthma	20	61	117
<b>Adults Aged 25-64</b>			
Pregnancy and related conditions*	4,217	5,436	3,782
Mental disorders	1,226	796	1,127
Injuries and poisonings	793	515	652
Ischemic heart disease	749	487	442
Malignant neoplasms	432	281	308
<b>Adults Aged 65 and older</b>			
Other heart diseases	1,648	3,627	3,375
Ischemic heart disease	1,308	2,879	2,599
Injuries and poisonings	980	2,157	2,148
Pneumonia and influenza	739	1,626	1,828
Malignant neoplasms	677	1,490	1,647

\* Rate per 100,000 women.

## Comparing Leading Causes of Hospitalization by Age

*Ratio of Rate in Borough Park to Rate of New York City, 2000*



\* Rate per 100,000 women.

**Leading Causes of Death**

*Compared to New York City as a whole, in Borough Park...*

- The death rate from HIV infection among adults aged 25 to 64 years is substantially lower (7.1 vs. 41/100,000)

**Leading Causes of Death by Age for Borough Park, 2000**

	Neighborhood No. of Deaths	Neighborhood Rate/100,000	New York City Rate/100,000
<b>Adults Aged 25-64</b>			
Malignant neoplasms	164	107	91
Diseases of heart	98	64	77
Psychoactive substance use and accidental drug poisoning	16	10.4	17
Diabetes mellitus	13	8.4	11
Human immunodeficiency virus (HIV) disease	11	7.1	41
Cerebrovascular diseases	11	7.1	10.5
Accidents except drug poisoning	11	7.1	8.5
<b>Adults Aged 65 and Older</b>			
Diseases of heart	1,096	2,412	2,152
Malignant neoplasms	363	799	908
Influenza and pneumonia	83	183	201
Chronic lower respiratory diseases	45	99	133
Nephritis, nephrotic syndrome and nephrosis	39	86	66

