

# KINGSBRIDGE-RIVERDALE

## Neighborhood Health Profile

### Demographics

*Compared to New York City as a whole, in Kingsbridge-Riverdale...*

- **The percentage of the population that is African-American is substantially lower (11% vs. 25%), the percentage that is white somewhat higher (49% vs. 34%), the percentage that is Hispanic is somewhat higher (32% vs. 27%), and the percentage that is Asian is substantially lower (5% vs. 10%)**
- **The infant mortality rate is substantially higher (11 vs. 6.7/1,000 live births)**
- **The percent of births to women less than 20 years old is somewhat lower (6.8% vs. 8.6%)**
- **The percent of persons living in poverty is somewhat lower (12% vs. 19%)**
- **The percent of the population aged 65 and older is substantially higher (19% vs. 12%)**

### **Demographic Characteristics and Vital Statistics Related to Birth**

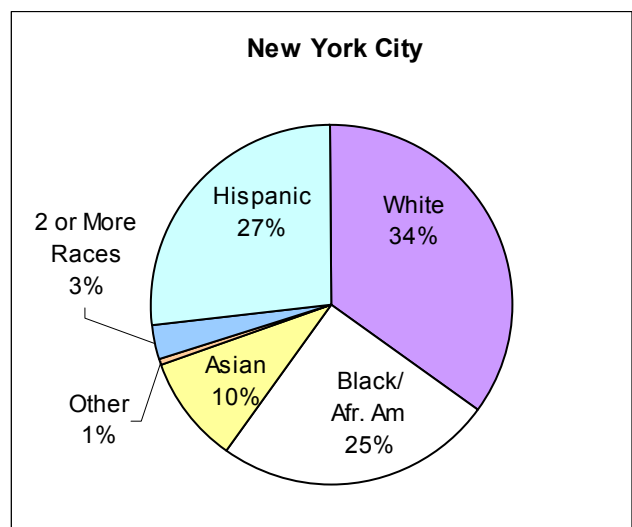
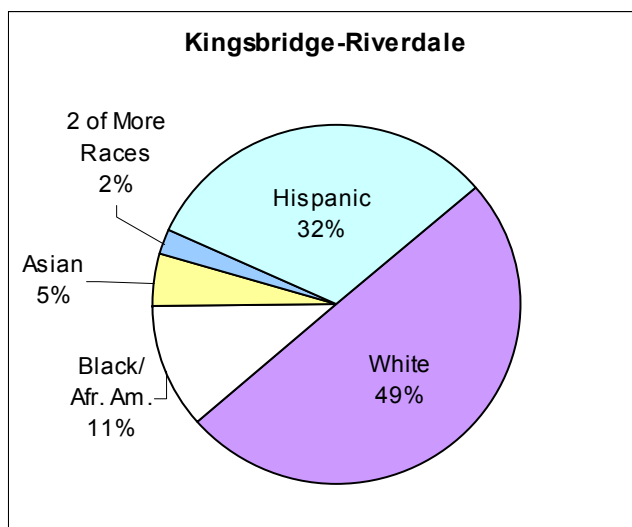
Kingsbridge - Riverdale Compared to New York City, 2000

	<u>Kingsbridge-Riverdale</u>	<u>New York City</u>
Total Population	88,989	8,008,278
Age-adjusted death rate (deaths per 100,000)	832	737
Fertility rate (births per 1,000 women aged 15 to 44)	53	66
Infant Mortality rate (deaths before age 1 year per 1,000 live births)	11	6.7
Percent of births to women less than 20 years old	6.8	8.6
Percent of women receiving first trimester prenatal care	62	60
Percent low birth weight babies (percent of live births <2500 grams)	8.3	8.3
Percent of persons living in poverty*	12	19
Percent of adults aged 25 and older without a high school diploma*	25	32
Percent of linguistically isolated households*	8.7	12
Percent of population less than 25 years old	29	34
Percent of population greater than or equal to 65 years old	19	12

\*Based on 1990 Census

### **Population by Race/Ethnicity**

Kingsbridge-Riverdale Compared to New York City, 2000



**Selected Reportable Conditions**

*Compared to New York City as a whole, in Kingsbridge-Riverdale the rate of...*

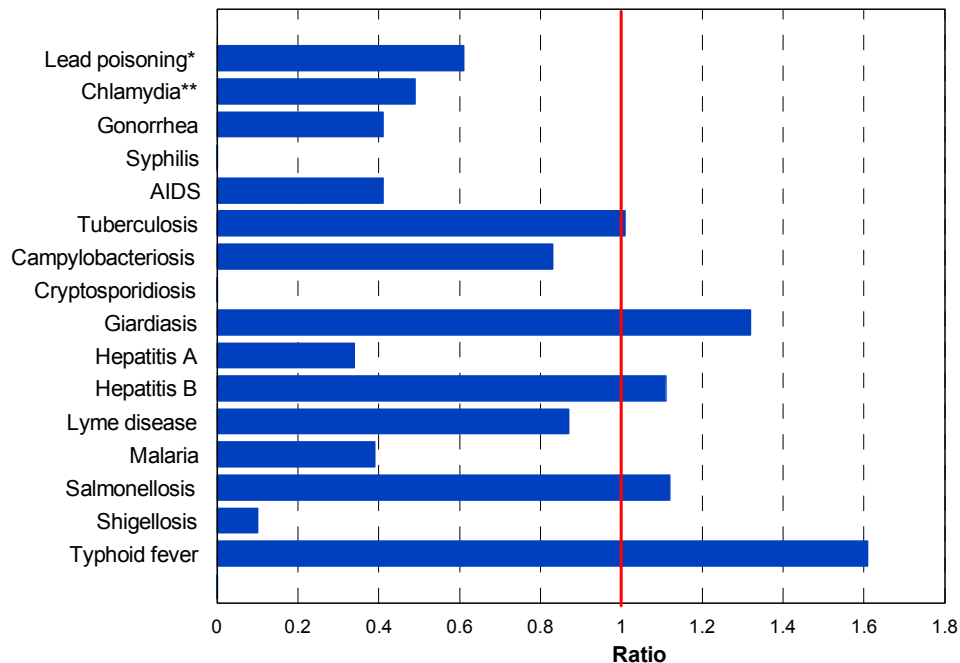
- Chlamydia in women is substantially lower (261 vs. 538/100,000)
- Gonorrhea is substantially lower (60 vs. 146/100,000)
- AIDS is substantially lower (22 vs. 55/100,000)
- Hepatitis A is substantially lower (2.2 vs. 6.7/100,000)
- Malaria is substantially lower (1.1 vs. 2.8/100,000)
- Shigellosis is substantially lower (1.1 vs. 12/100,000)

**Selected Reportable Conditions for Kingsbridge-Riverdale, 2000**

	Neighborhood No. of Cases	Neighborhood Rate/100,000	New York City Rate/100,000
Lead poisoning*	4	64	104
Chlamydia**	128	261	538
Gonorrhea	53	60	146
Syphilis	0	0.0	1.5
AIDS	20	22	55
Tuberculosis	15	17	17
Campylobacteriosis	8	9.0	11
Cryptosporidiosis	0	0.0	2.1
Giardiasis	26	29	22
Hepatitis A	2	2.2	6.7
Hepatitis B	7	7.9	7.1
Lyme disease	2	2.2	2.6
Malaria	1	1.1	2.8
Salmonellosis	15	17	15
Shigellosis	1	1.1	12
Typhoid fever	1	1.1	0.7

**Comparing Selected Reportable Conditions**

*Ratio of Rate in Kingsbridge - Riverdale to Rate of New York City, 2000*



\* Children ages 0 - 5 years old.  
 \*\* Female cases only; rate per 100,000 women.

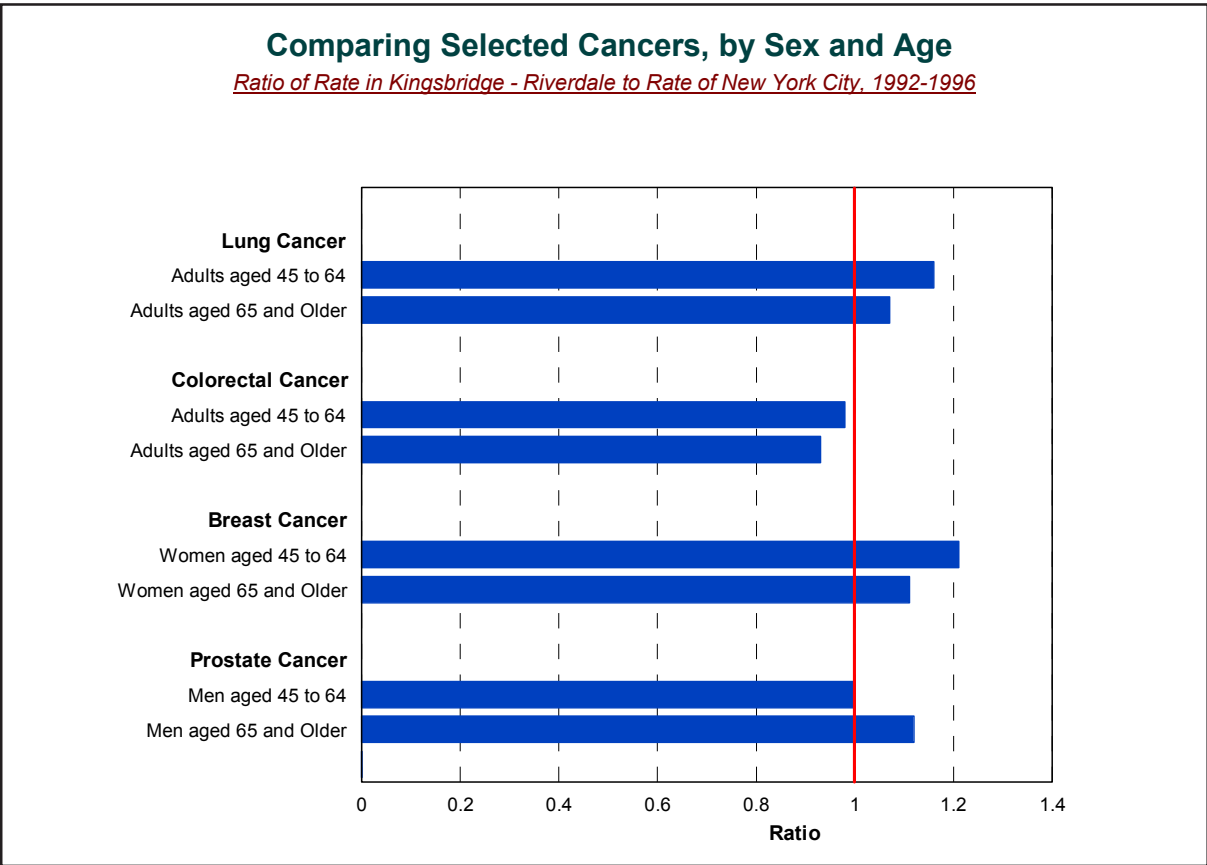
**Selected Cancer Statistics**

*Compared to New York City as a whole, in Kingsbridge-Riverdale...*

- The rate of lung cancer in adults aged 45 to 64 is somewhat higher (96 vs. 82/100,000)
- The rates of breast cancer in women aged 45 to 64 (242 vs. 200/100,000) and women aged 65 and older (414 vs. 373/100,000) are somewhat higher
- The rate of prostate cancer in men aged 65 and older is somewhat higher (900 vs. 805/100,000)

**Selected Cancers by Sex and Age for Kingsbridge-Riverdale, 1992-1996**

	Neighborhood No. of Cases	Neighborhood Avg. Yearly Rate/100,000	New York City Avg. Yearly Rate/100,000
<b>Lung Cancer</b>			
Adults aged 45 to 64	96	96	82
Adults aged 65 and Older	255	298	280
<b>Colorectal Cancer</b>			
Adults aged 45 to 64	56	56	57
Adults aged 65 and Older	248	290	313
<b>Breast Cancer</b>			
Women aged 45 to 64	135	242	200
Women aged 65 and Older	228	414	373
<b>Prostate Cancer</b>			
Men aged 45 to 64	58	131	130
Men aged 65 and Older	273	900	805



**Leading Causes of Hospitalization**

*Compared to New York City as a whole, in Kingsbridge-Riverdale...*

- **The rates of hospitalization for injuries and poisonings among adolescents aged 10 to 17 (219 vs. 449/100,000) and adults aged 18 to 24 (239 vs. 550/100,000) are substantially lower**
- **The rate of hospitalization for mental disorders among adults aged 18 to 24 is substantially lower (390 vs. 775/100,000)**

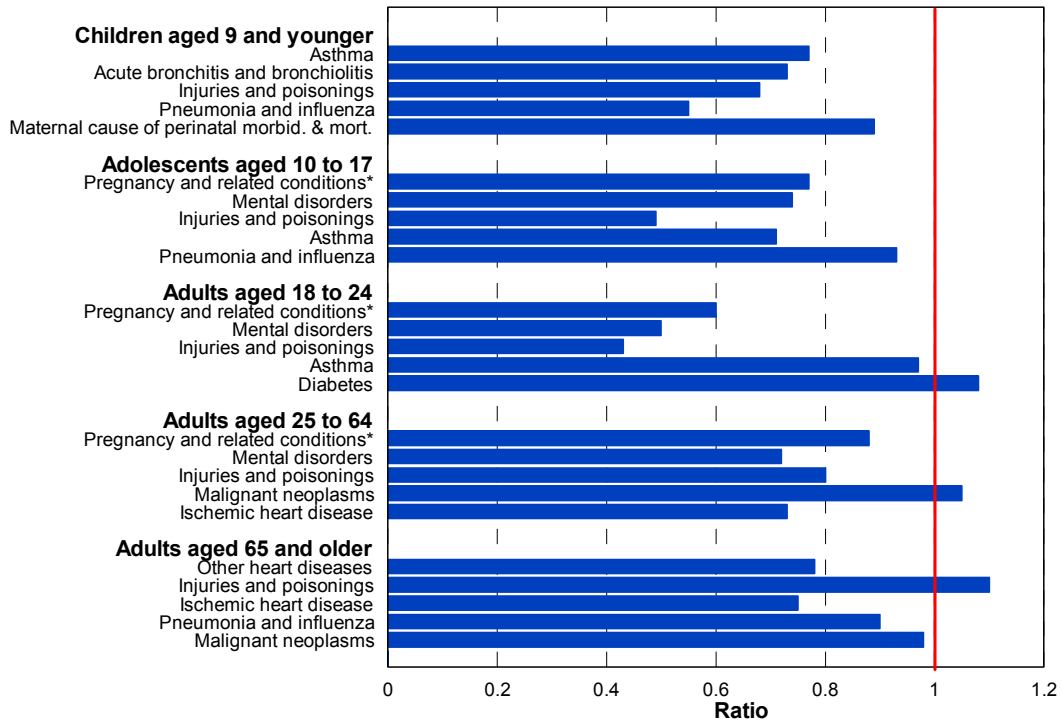
**Leading Causes of Hospitalizations by Age for Kingsbridge-Riverdale, 2000**

	Neighborhood No. of Hospitalizations	Neighborhood Rate/100,000	New York City Rate/100,000
<b>Children Aged 0-9</b>			
Asthma	58	557	720
Acute bronchitis and bronchiolitis	31	298	408
Injuries and poisonings	29	278	411
Pneumonia and influenza	25	240	439
Maternal cause of perinatal morbidity & mortality	16	154	173
<b>Adolescents Aged 10-17</b>			
Pregnancy and related conditions*	31	825	1,070
Mental disorders	21	270	367
Injuries and poisonings	17	219	449
Asthma	15	193	271
Pneumonia and influenza	4	51	55
<b>Adults Aged 18-24</b>			
Pregnancy and related conditions*	228	5,443	9,055
Mental disorders	31	390	775
Injuries and poisonings	19	239	550
Asthma	9	113	117
Diabetes	7	88	81
<b>Adults Aged 25-64</b>			
Pregnancy and related conditions*	826	3,322	3,782
Mental disorders	372	813	1,127
Injuries and poisonings	238	520	652
Malignant neoplasms	148	323	308
Ischemic heart disease	148	323	442
<b>Adults Aged 65 and older</b>			
Other heart diseases	449	2,628	3,375
Injuries and poisonings	405	2,370	2,148
Ischemic heart disease	332	1,943	2,599
Pneumonia and influenza	281	1,645	1,828
Malignant neoplasms	275	1,609	1,647

\* Rate per 100,000 women.

## Comparing Leading Causes of Hospitalization by Age

*Ratio of Rate in Kingsbridge-Riverdale to Rate of New York City, 2000*



\* Rate per 100,000 women.

**Leading Causes of Death**

*Compared to New York City as a whole, in Kingsbridge-Riverdale...*

- The death rate from influenza and pneumonia among adults aged 65 and older is substantially higher (304 vs. 201/100,000) (death rates for pneumonia and influenza can vary from year to year, depending on the incidence of influenza)

**Leading Causes of Death by Age for Kingsbridge-Riverdale, 2000**

	<b>Neighborhood No. of Deaths</b>	<b>Neighborhood Rate/100,000</b>	<b>New York City Rate/100,000</b>
<b>Adults Aged 25-64</b>			
Malignant neoplasms	38	83	91
Diseases of heart	33	72	77
Human immunodeficiency virus (HIV) disease	12	26	41
Psychoactive substance use and accidental drug poisoning	6	13	17
Diabetes mellitus	4	8.7	10.8
Cerebrovascular diseases	4	8.7	10.5
Accidents except drug poisoning	4	8.7	8.5
<b>Adults Aged 65 and Older</b>			
Diseases of heart	494	2,891	2,152
Malignant neoplasms	147	860	908
Influenza and pneumonia	52	304	201
Cerebrovascular diseases	32	187	146
Diabetes mellitus	28	164	137

