

FORDHAM-BRONX PARK NEIGHBORHOOD HEALTH PROFILE

Demographics

Compared to New York City as a whole, in Fordham-Bronx Park...

- The percentage of the population that is Hispanic is substantially higher (54% vs. 27%), the percentage that is white is substantially lower (12% vs. 34%), the percentage that is Asian is substantially lower (5% vs. 10%), and the percentage that is African-American is identical (25%)
- The infant mortality rate is somewhat higher (8.2 vs. 6.7/1,000 live births)
- The percent of births to women less than 20 years old is substantially higher (13% vs. 8.6%) and the percent of women receiving first trimester care is somewhat lower (52% vs. 60%)
- The percent of persons living in poverty is somewhat higher (26% vs. 19%)
- The percent of adults aged 25 and older without a high school diploma is substantially higher (41% vs. 32%)
- The percent of linguistically isolated households is substantially higher (18% vs. 12%)

Demographic Characteristics and Vital Statistics Related to Birth

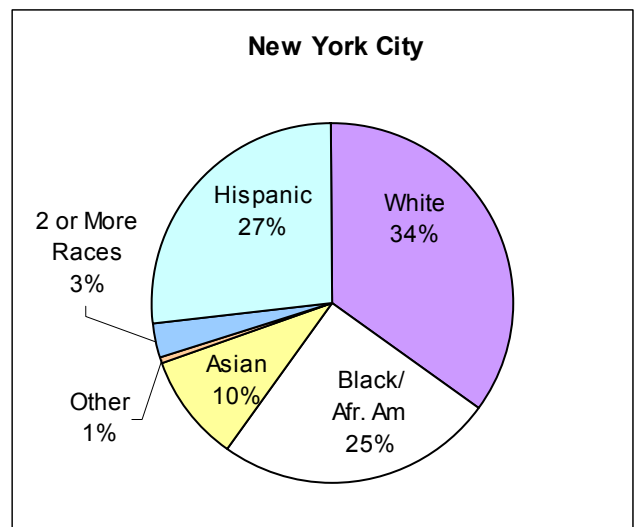
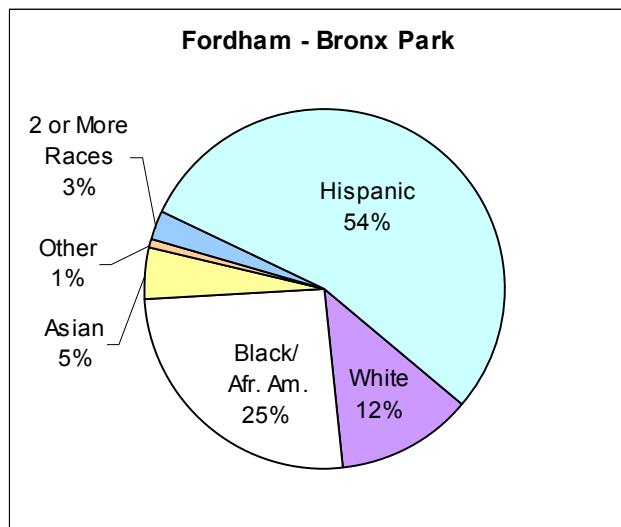
Fordham - Bronx Park Compared to New York City, 2000

	<u>Fordham - Bronx Park</u>	<u>New York City</u>
Total Population	250,491	8,008,278
Age-adjusted death rate (deaths per 100,000)	857	737
Fertility rate (births per 1,000 women aged 15 to 44)	70	66
Infant Mortality rate (deaths before age 1 year per 1,000 live births)	8.2	6.7
Percent of births to women less than 20 years old	13	8.6
Percent of women receiving first trimester prenatal care	52	60
Percent low birth weight babies (percent of live births <2500 grams)	8.0	8.3
Percent of persons living in poverty*	26	19
Percent of adults aged 25 and older without a high school diploma*	41	32
Percent of linguistically isolated households*	18	12
Percent of population less than 25 years old	43	34
Percent of population greater than or equal to 65 years old	8.4	12

*Based on 1990 Census

Population by Race/Ethnicity

Fordham-Bronx Park Compared to New York City, 2000



Selected Reportable Conditions

Compared to New York City as a whole, in Fordham-Bronx Park the rate of...

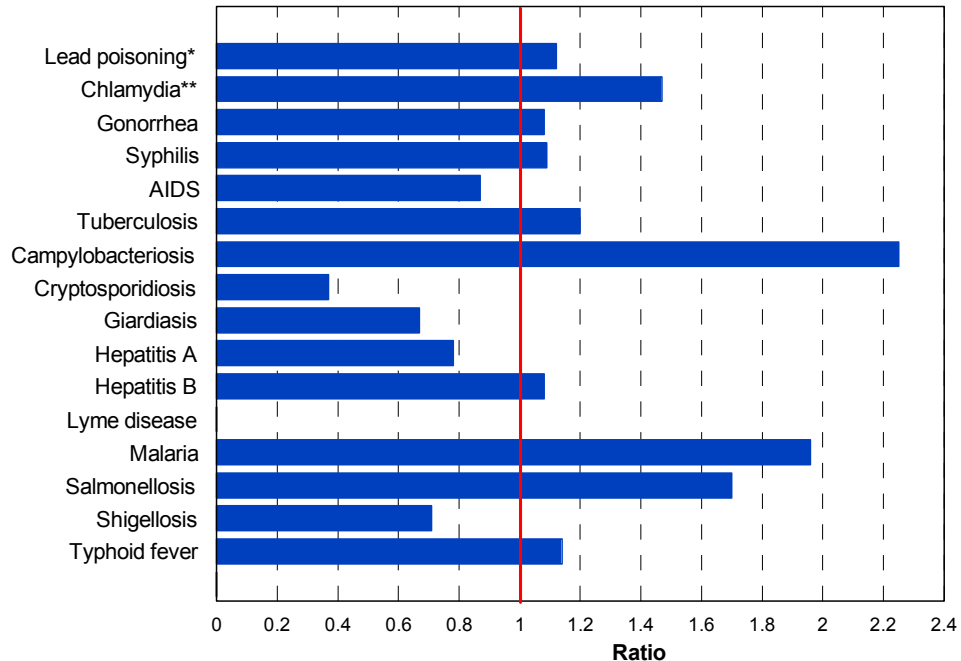
- Chlamydia in women is somewhat higher (788 vs. 538/100,000)
- Campylobacteriosis is substantially higher (24 vs. 11/100,000)
- Cryptosporidiosis is substantially lower (0.8 vs. 2.1/100,000)
- Malaria is substantially higher (5.6 vs. 2.8/100,000)
- Salmonellosis is substantially higher (26 vs. 15/100,000)

Selected Reportable Conditions for Fordham-Bronx Park, 2000

	Neighborhood No. of Cases	Neighborhood Rate/100,000	New York City Rate/100,000
Lead poisoning*	32	117	104
Chlamydia**	1,049	788	538
Gonorrhea	396	158	146
Syphilis	4	1.6	1.5
AIDS	121	48	55
Tuberculosis	50	20	17
Campylobacteriosis	61	24	11
Cryptosporidiosis	2	0.8	2.1
Giardiasis	37	15	22
Hepatitis A	13	5.2	6.7
Hepatitis B	19	7.6	7.1
Lyme disease	0	0.0	2.6
Malaria	14	5.6	2.8
Salmonellosis	64	26	15
Shigellosis	21	8.4	12
Typhoid fever	2	0.8	0.7

Comparing Selected Reportable Conditions

Ratio of Rate in Fordham - Bronx Park to Rate of New York City, 2000



* Children ages 0 - 5 years old.
 ** Female cases only; rate per 100,000 women.

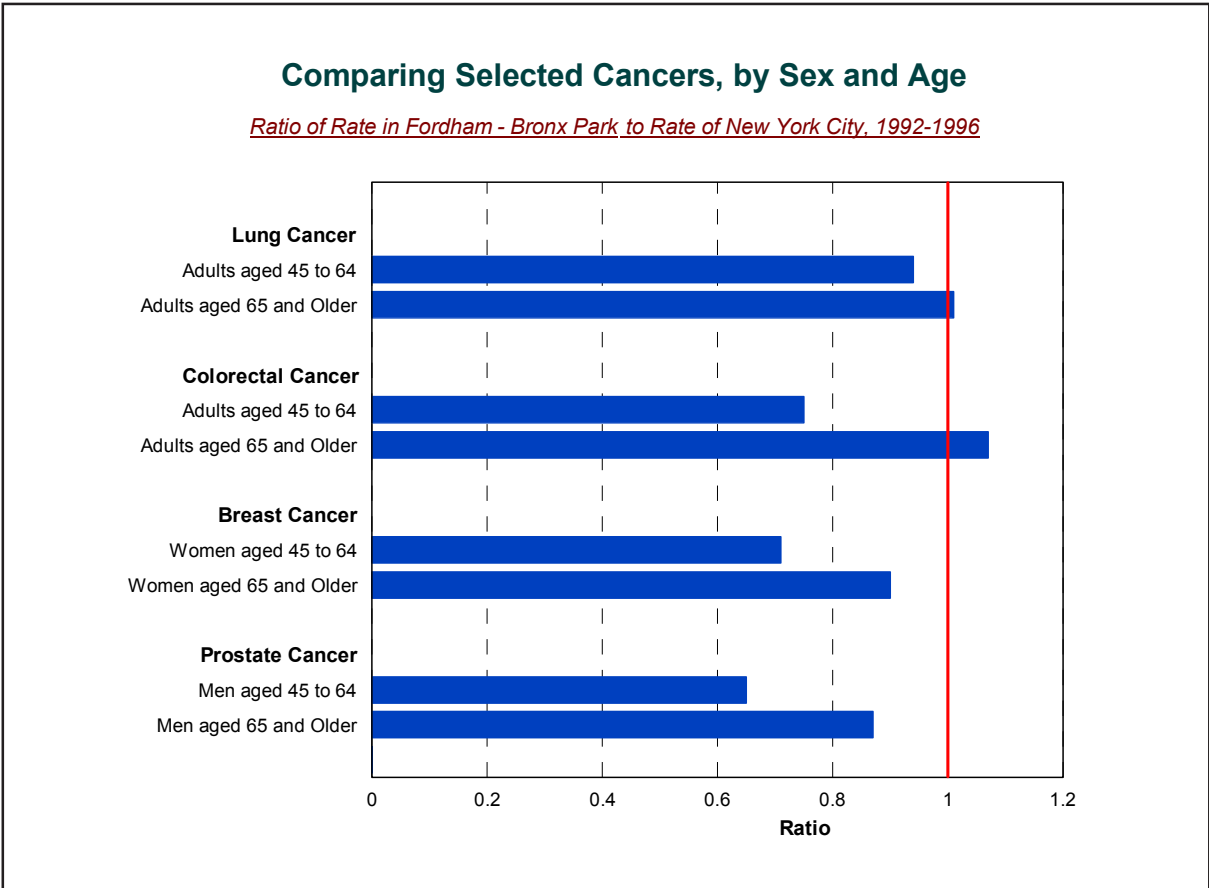
Selected Cancer Statistics

Compared to New York City as a whole, in Fordham-Bronx Park the rate of...

- The rate of colorectal cancer in adults aged 45 to 64 is somewhat lower (43 vs. 57/100,000)
- The rates of breast cancer in women aged 45 to 64 (141 vs. 200/100,000) and women aged 65 and older (334 vs. 373/100,000) are somewhat lower
- The rates of prostate cancer in men aged 45 to 64 (85 vs. 130/100,000) and men aged 65 and older (698 vs. 805/100,000) are somewhat lower

Selected Cancers by Sex and Age for Fordham-Bronx Park, 1992-1996

	Neighborhood No. of Cases	Neighborhood Avg. Yearly Rate/100,000	New York City Avg. Yearly Rate/100,000
Lung Cancer			
Adults aged 45 to 64	166	78	82
Adults aged 65 and Older	296	282	280
Colorectal Cancer			
Adults aged 45 to 64	92	43	57
Adults aged 65 and Older	350	333	313
Breast Cancer			
Women aged 45 to 64	165	141	200
Women aged 65 and Older	222	334	373
Prostate Cancer			
Men aged 45 to 64	82	85	130
Men aged 65 and Older	269	698	805



Leading Causes of Hospitalization

Compared to New York City as a whole, in Fordham-Bronx Park...

- The rates of hospitalization for asthma among children aged 9 and younger (1,032 vs. 720/100,000) and among adults aged 18 to 24 (169 vs. 117/100,000) are somewhat higher
- The rate of hospitalization for asthma among adolescents aged 10 to 17 is substantially higher (454 vs. 271/100,000)
- The rate of hospitalization for pregnancy and related disorders among adolescents aged 10 to 17 is substantially higher (1,697 vs. 1,070/100,000)
- The rate of hospitalization for mental disorders among adults aged 25 to 64 is substantially higher (1,727 vs. 1,127/100,000)
- The rate of hospitalization for drug abuse and dependence among adults aged 25 to 64 is substantially higher (803 vs. 461/100,000)
- The rate of hospitalization for HIV and AIDS among adults aged 25 to 64 is substantially higher (540 vs. 238/100,000)

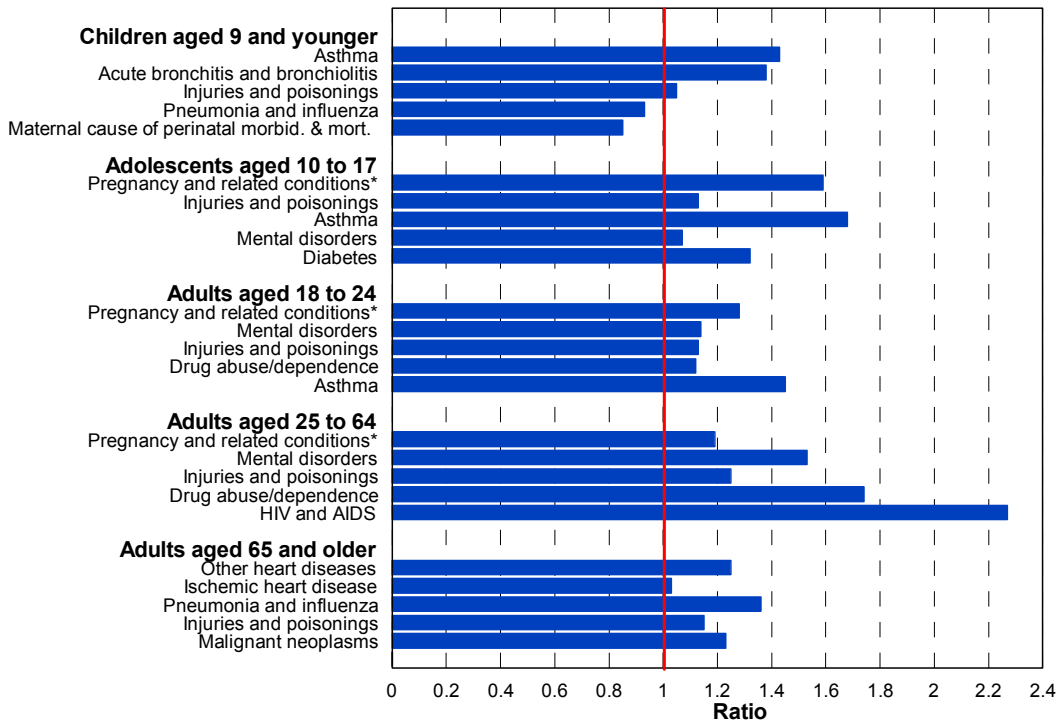
Leading Causes of Hospitalizations by Age for Fordham-Bronx Park, 2000

	Neighborhood No. of Hospitalizations	Neighborhood Rate/100,000	New York City Rate/100,000
Children Aged 0-9			
Asthma	477	1,032	720
Acute bronchitis and bronchiolitis	260	562	408
Injuries and poisonings	199	430	411
Pneumonia and influenza	188	407	439
Maternal cause of perinatal morbidity & mortality	68	147	173
Adolescents Aged 10-17			
Pregnancy and related conditions*	260	1,697	1,070
Injuries and poisonings	157	506	449
Asthma	141	454	271
Mental disorders	122	393	367
Diabetes	25	80	61
Adults Aged 18-24			
Pregnancy and related conditions*	1,809	11,572	9,055
Mental disorders	260	881	775
Injuries and poisonings	184	623	550
Drug abuse/dependence	54	183	163
Asthma	50	169	117
Adults Aged 25-64			
Pregnancy and related conditions*	2,980	4,500	3,782
Mental disorders	2,119	1,727	1,127
Injuries and poisonings	1,000	815	652
Drug abuse/dependence	985	803	461
HIV and AIDS	662	540	238
Adults Aged 65 and older			
Other heart diseases	888	4,228	3,375
Ischemic heart disease	561	2,671	2,599
Pneumonia and influenza	524	2,495	1,828
Injuries and poisonings	521	2,481	2,148

* Rate per 100,000 women.

Comparing Leading Causes of Hospitalization by Age

Ratio of Rate in Fordham - Bronx Park to Rate of New York City, 2000



* Rate per 100,000 women.

Leading Causes of Death

Compared to New York City as a whole, in Fordham-Bronx Park...

- **The death rate from HIV infection among adults aged 25 to 64 years is substantially higher (68 vs. 41/100,000)**
- **The death rate from assault (homicide) among adults aged 25 to 64 is substantially higher (24 vs. 9.0/100,000)**
- **The death rate from diabetes mellitus among adults aged 65 and older is substantially higher (305 vs. 137/100,000)**

Leading Causes of Death by Age for Fordham-Bronx Park, 2000

	Neighborhood No. of Deaths	Neighborhood Rate/100,000	New York City Rate/100,000
Adults Aged 25-64			
Diseases of heart	100	82	77
Malignant neoplasms	93	76	91
Human immunodeficiency virus (HIV) disease	84	68	41
Assault (homicide)	30	24	9.0
Psychoactive substance use and accidental drug poisoning	29	24	17
Adults Aged 65 and Older			
Diseases of heart	502	2,390	2,152
Malignant neoplasms	194	924	908
Diabetes mellitus	64	305	137
Influenza and pneumonia	53	252	201
Cerebrovascular diseases	40	190	146

