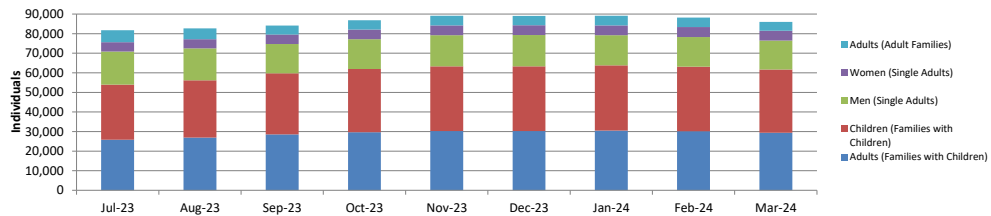


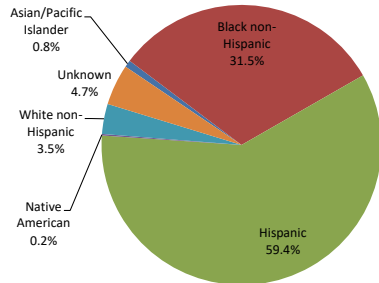
# DHS DATA DASHBOARD - FISCAL YEAR 2024 Q3

## Population

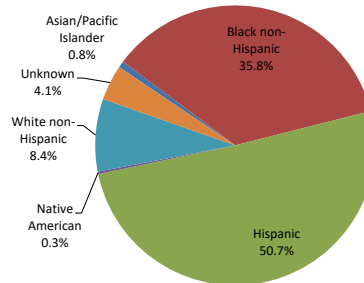
### Average Daily Individuals in Shelter, FY 2024 Q3



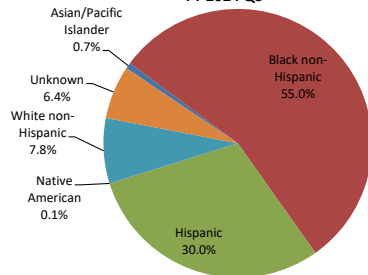
### Race/Ethnicity of Families with Children in Shelter (Heads of Households), FY 2024 Q3



### Race/Ethnicity of Adult Families in Shelter (Heads of Households), FY 2024 Q3



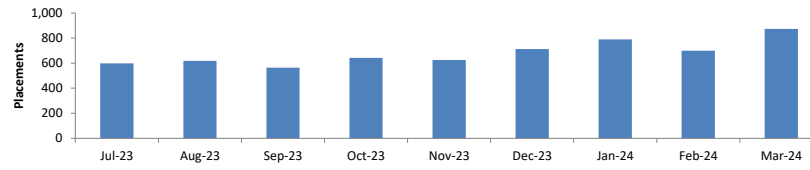
### Race/Ethnicity of Single Adults in Shelter, FY 2024 Q3



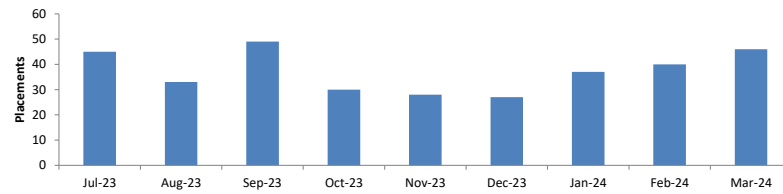
**DHS DATA DASHBOARD - FISCAL YEAR 2024 Q3**

**Shelter Placements**

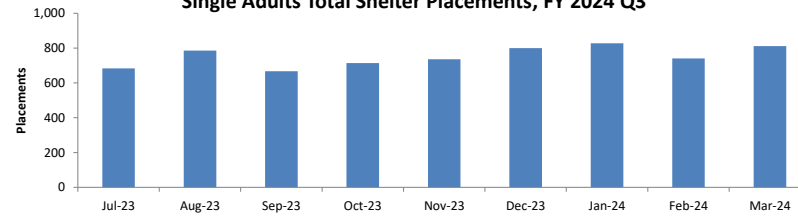
**Families with Children Total Shelter Placements, FY 2024 Q3**



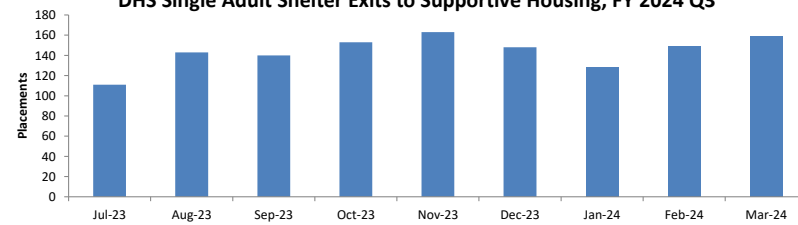
**Adult Families Total Shelter Placements, FY 2024 Q3**



**Single Adults Total Shelter Placements, FY 2024 Q3**



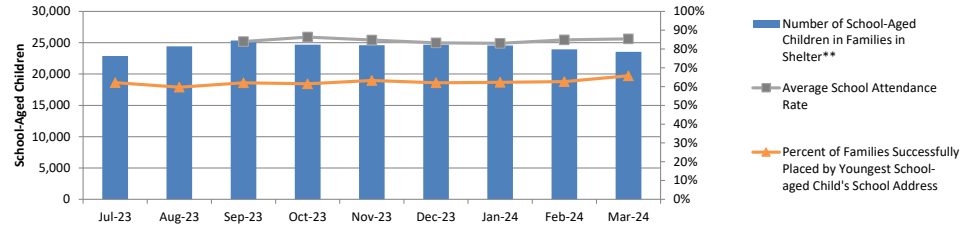
**DHS Single Adult Shelter Exits to Supportive Housing, FY 2024 Q3**



# DHS DATA DASHBOARD - FISCAL YEAR 2024 Q3

## Schools

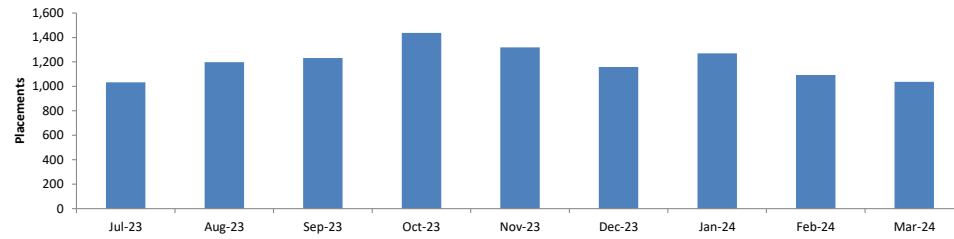
### School-Aged Children in Shelter, FY 2024 Q3



**DHS DATA DASHBOARD - FISCAL YEAR 2024 Q3**

**Outreach and Unsheltered Population**

**HOME-STAT Clients Placed into Permanent Housing,  
Transitional Housing, and Other Settings, FY 2024 Q3**



**DHS DATA DASHBOARD - FISCAL YEAR 2024 Q3**

**Prevention**

**Total Citywide Prevention Enrollments, FY 2024 Q3**

