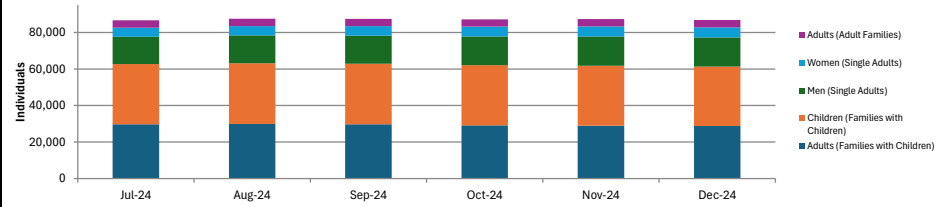


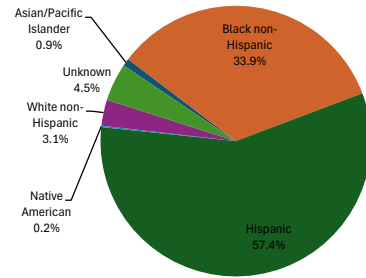
DHS DATA DASHBOARD - FISCAL YEAR 2025 Q2

Population

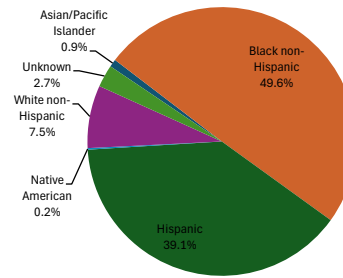
Average Daily Individuals in Shelter, FY 2025 Q2



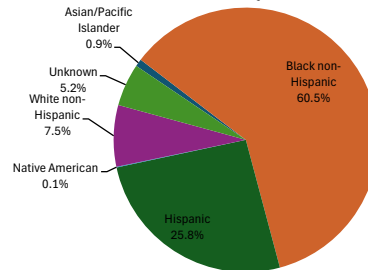
Race/Ethnicity of Families with Children in Shelter (Heads of Households), FY 2025 Q2



Race/Ethnicity of Adult Families in Shelter (Heads of Households), FY 2025 Q2



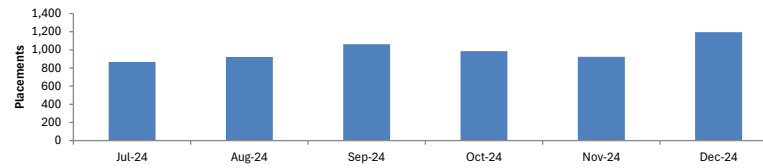
Race/Ethnicity of Single Adults in Shelter, FY 2025 Q2



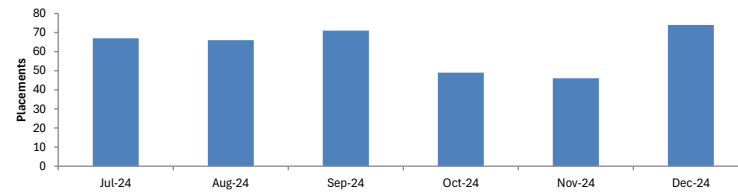
DHS DATA DASHBOARD - FISCAL YEAR 2025 Q2

Shelter Placements

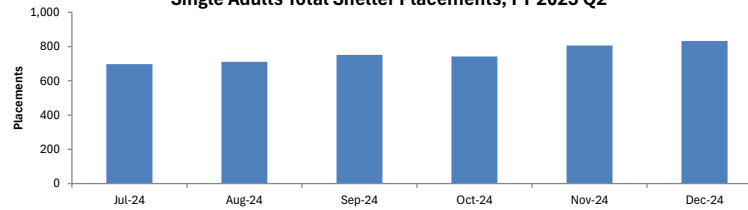
Families with Children Total Shelter Placements, FY 2025 Q2



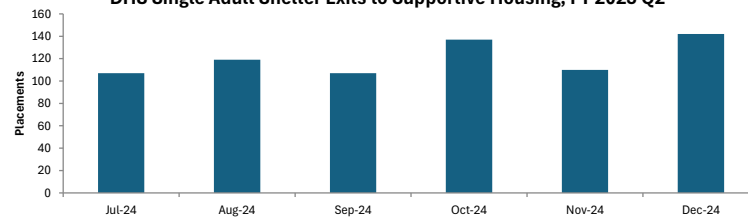
Adult Families Total Shelter Placements, FY 2025 Q2



Single Adults Total Shelter Placements, FY 2025 Q2



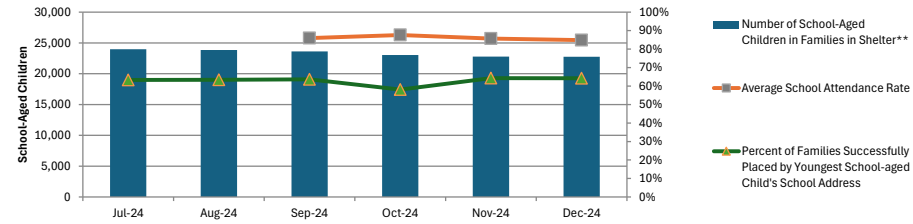
DHS Single Adult Shelter Exits to Supportive Housing, FY 2025 Q2



DHS DATA DASHBOARD - FISCAL YEAR 2025 Q2

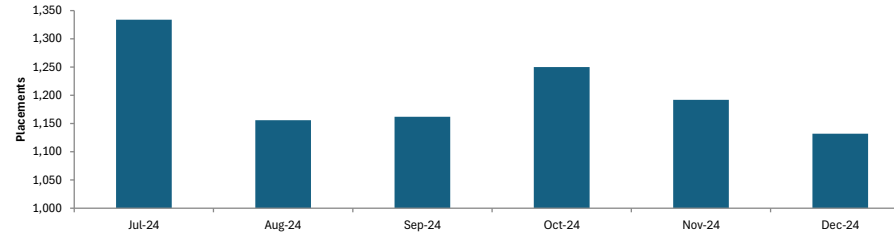
Schools

School-Aged Children in Shelter, FY 2025 Q2



Outreach and Unsheltered Population

HOME-STAT Clients Placed into Permanent Housing, Transitional Housing, and Other Settings, FY 2025 Q2



Prevention

Total Citywide Prevention Enrollments, FY 2025 Q2

