

USTA BILLIE JEAN KING NATIONAL TENNIS CENTER 124-02 ROOSEVELT AVENUE FLUSHING, NY

ARTHUR ASHE STADIUM RENOVATIONS

AUGUST 12TH, 2024 | PRELIMINARY REVIEW PRESENTATION
FOR REVIEW BY THE NEW YORK CITY PUBLIC DESIGN COMMISSION

US OPEN | NYC PARKS | STUDIO LIBESKIND | ROSSETTI

**MATTHEW L
ROSSETTI**
ARCHITECT PC

Studio Libeskind

RGR Landscape

de Bruin

wsp

me | engineers

MATTHEW L. ROSSETTI ARCHITECT PC | ARCHITECT OF RECORD

STUDIO LIBESKIND | DESIGN ARCHITECT

RGR LANDSCAPE | LANDSCAPE ARCHITECT

DE BRUIN ENGINEERING PC | CIVIL ENGINEER

WSP | STRUCTURAL ENGINEER

ME ENGINEERS | MEP ENGINEERS



USTA CAMPUS MASTER PLAN VISION:

A HOLISTIC CAMPUS SETTING THAT EMBODIES THE SPIRIT OF 'SPECTACLE ON A GLOBAL STAGE' WITHIN THE CONSTRUCT OF NEW YORK CITY THAT IMPACTS GUESTS AND PLAYERS ALIKE BOTH EMOTIONALLY AND PHYSICALLY.



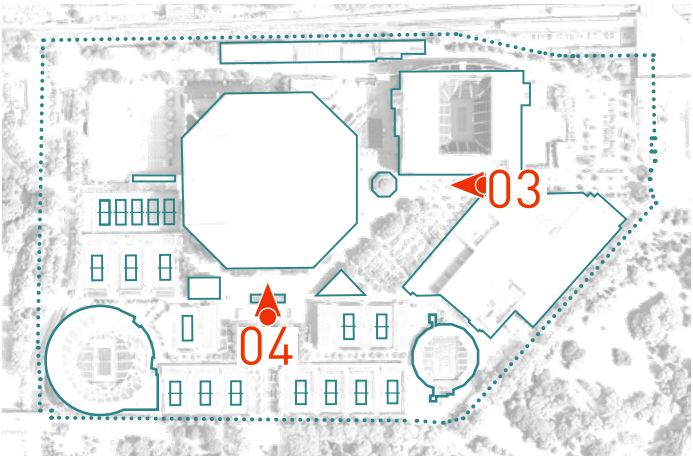




03 | LOOKING DOWN THE EAST PROMENADE

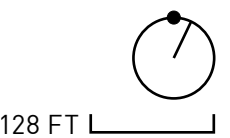
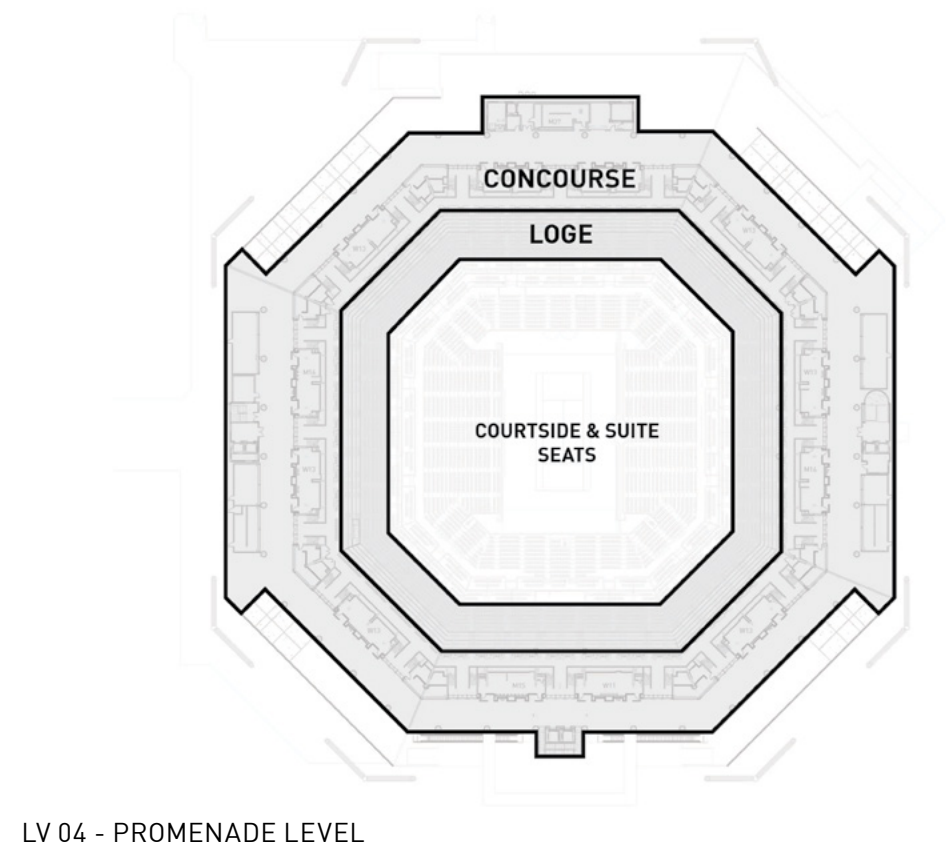
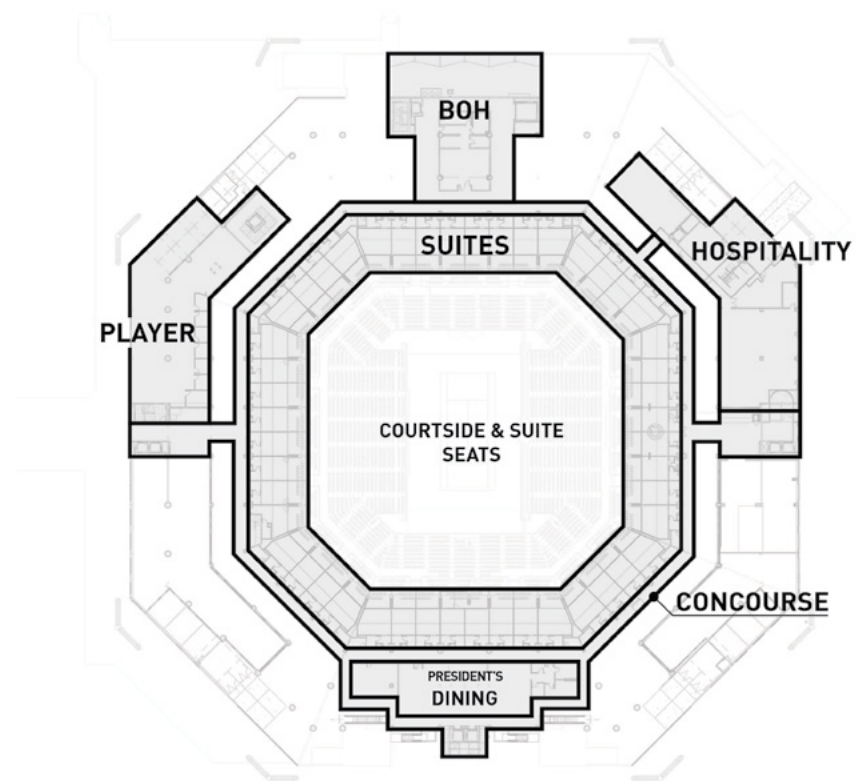
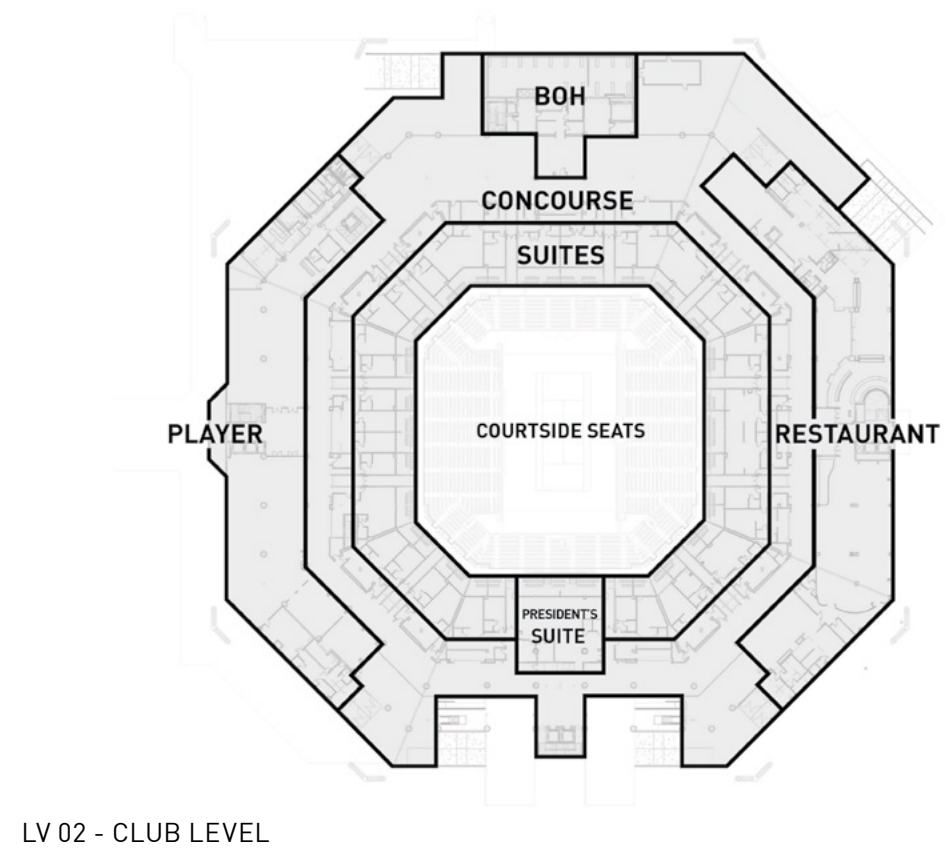
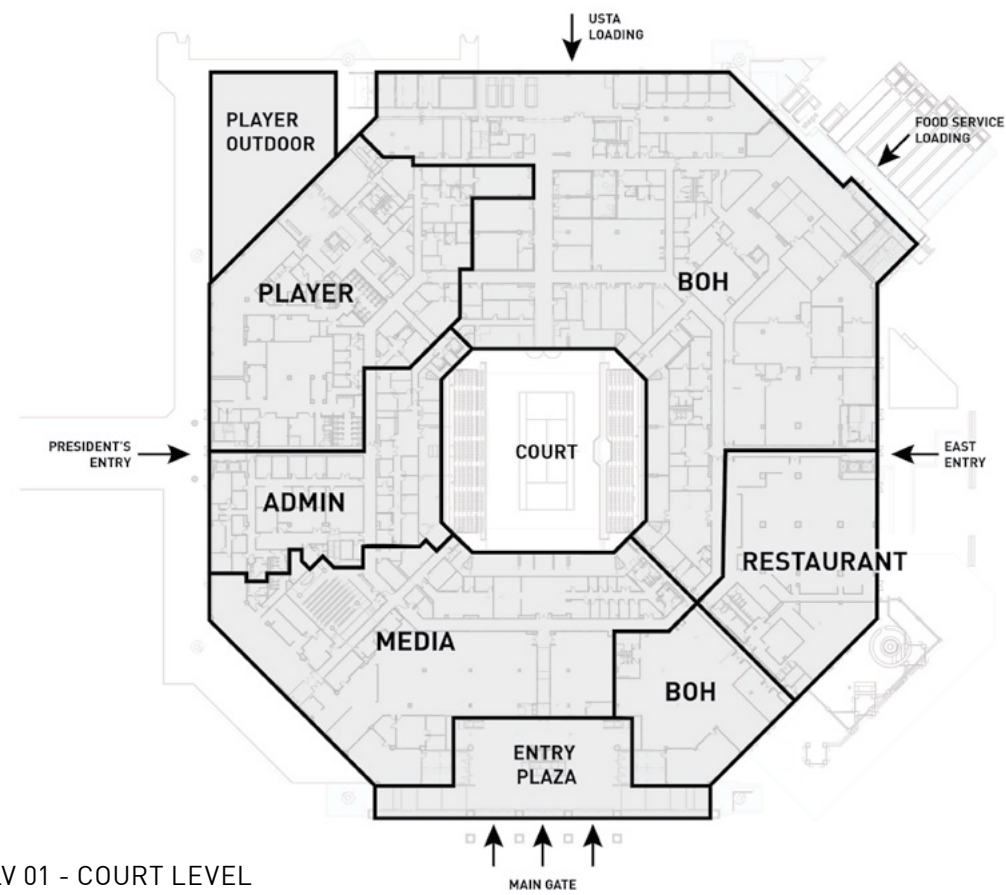


04 | AT THE SOUTH PLAZA



EXISTING CONDITION


August 12th, 2024 • PRELIMINARY REVIEW • ARTHUR ASHE RENOVATIONS



EXISTING PLANS

August 12th, 2024 • PRELIMINARY REVIEW • ARTHUR ASHE RENOVATIONS

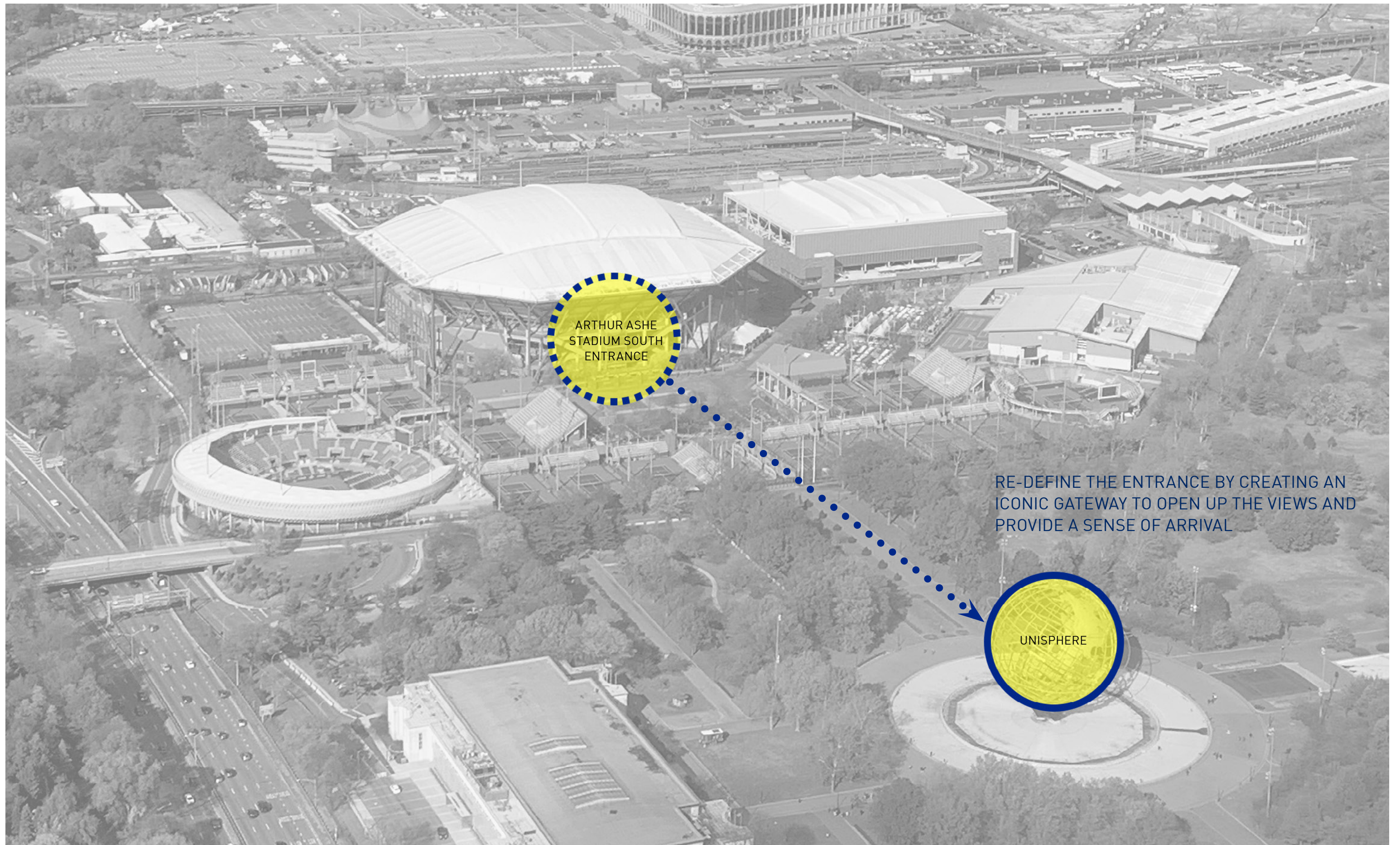
FROM APRIL 24' CONCEPTUAL REVIEW




CONCEPT VIEW | SOUTHWEST AERIAL

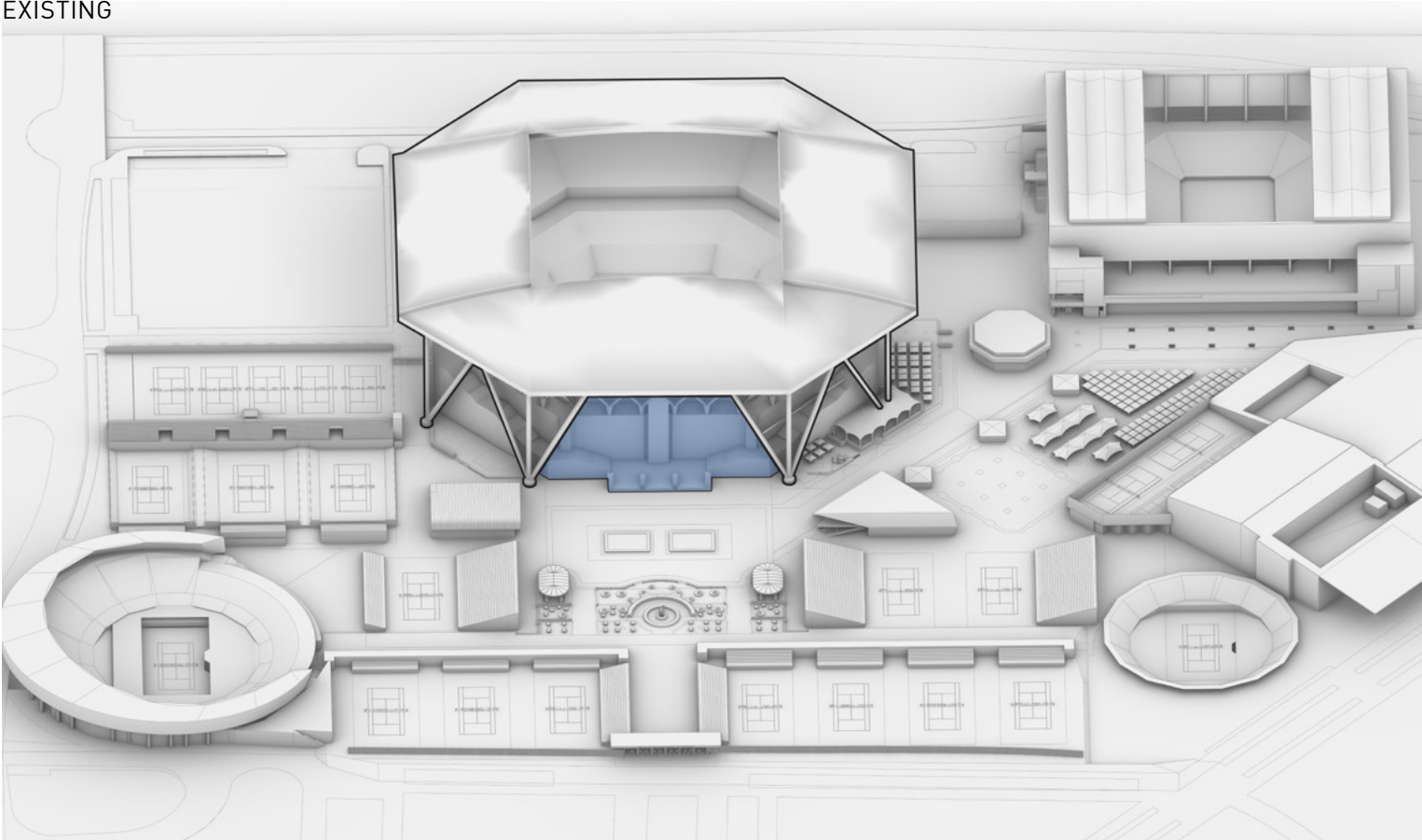
August 12th, 2024 • PRELIMINARY REVIEW • ARTHUR ASHE RENOVATIONS



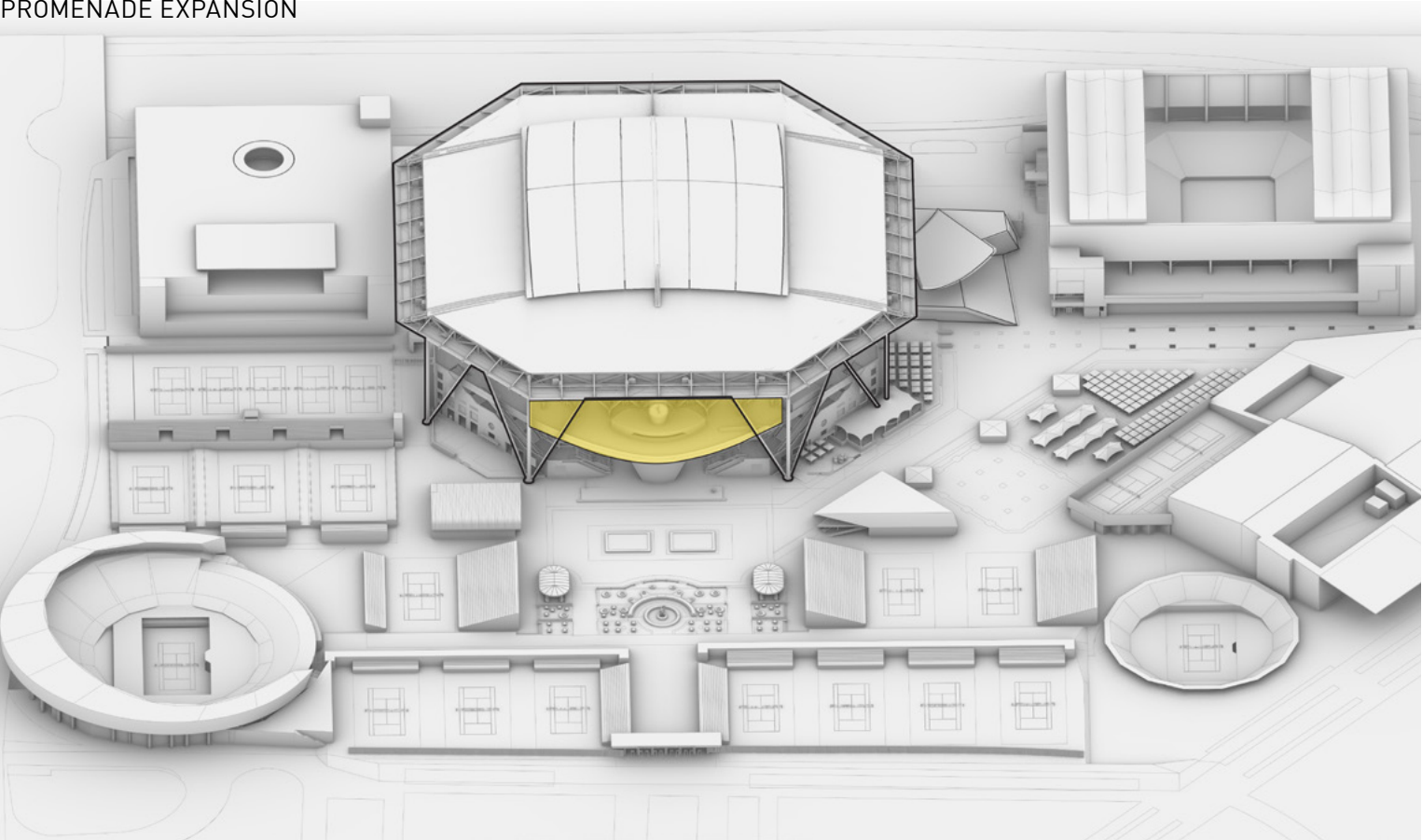




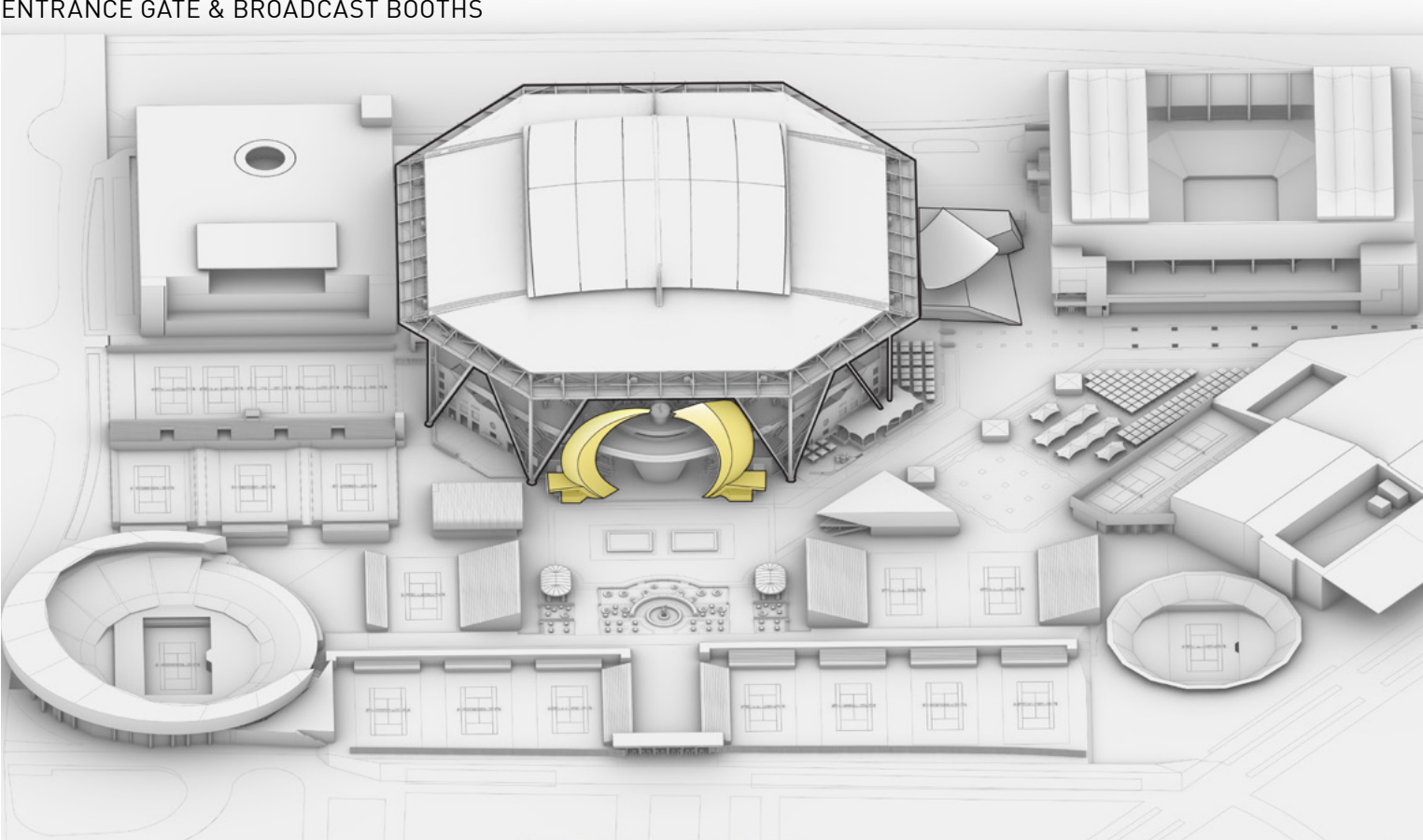
EXISTING



PROMENADE EXPANSION



ENTRANCE GATE & BROADCAST BOOTH




MASSING DIAGRAMS

August 12th, 2024 • PRELIMINARY REVIEW • ARTHUR ASHE RENOVATIONS



PROPOSED VIEW | SOUTHWEST AERIAL
August 12th, 2024 • PRELIMINARY REVIEW • ARTHUR ASHE RENOVATIONS




PROPOSED VIEW | SOUTHEAST AERIAL
August 12th, 2024 • PRELIMINARY REVIEW • ARTHUR ASHE RENOVATIONS



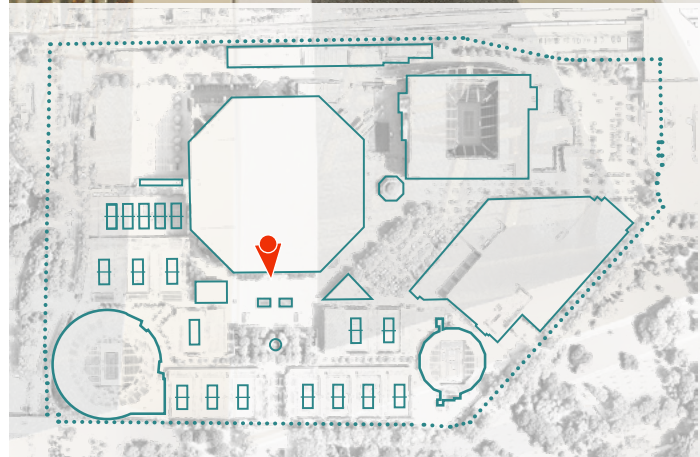
PROPOSED VIEW | SOUTH PORTAL
 August 12th, 2024 • PRELIMINARY REVIEW • ARTHUR ASHE RENOVATIONS



PROPOSED VIEW | SOUTH PORTAL BAR
August 12th, 2024 • PRELIMINARY REVIEW • ARTHUR ASHE RENOVATIONS

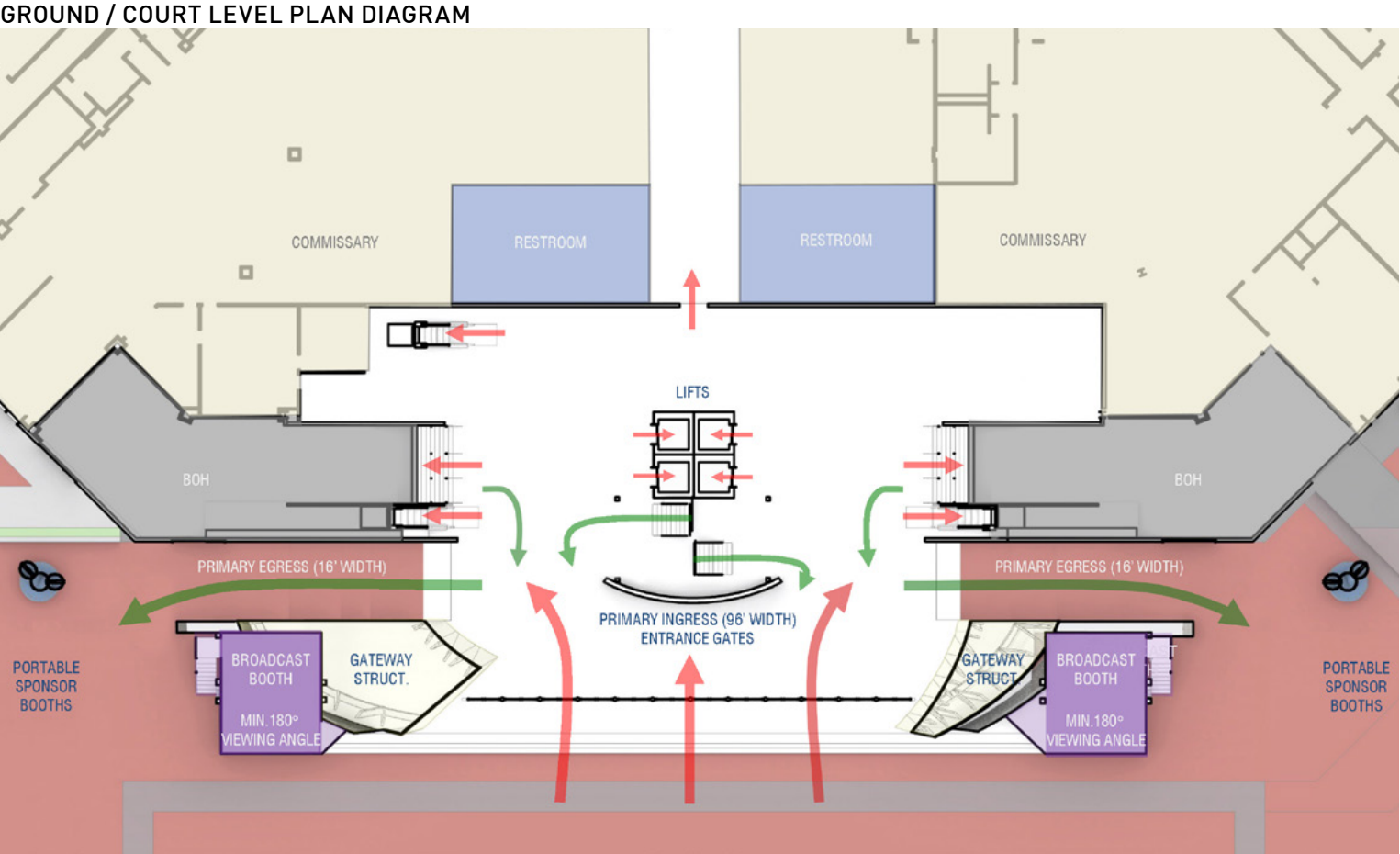
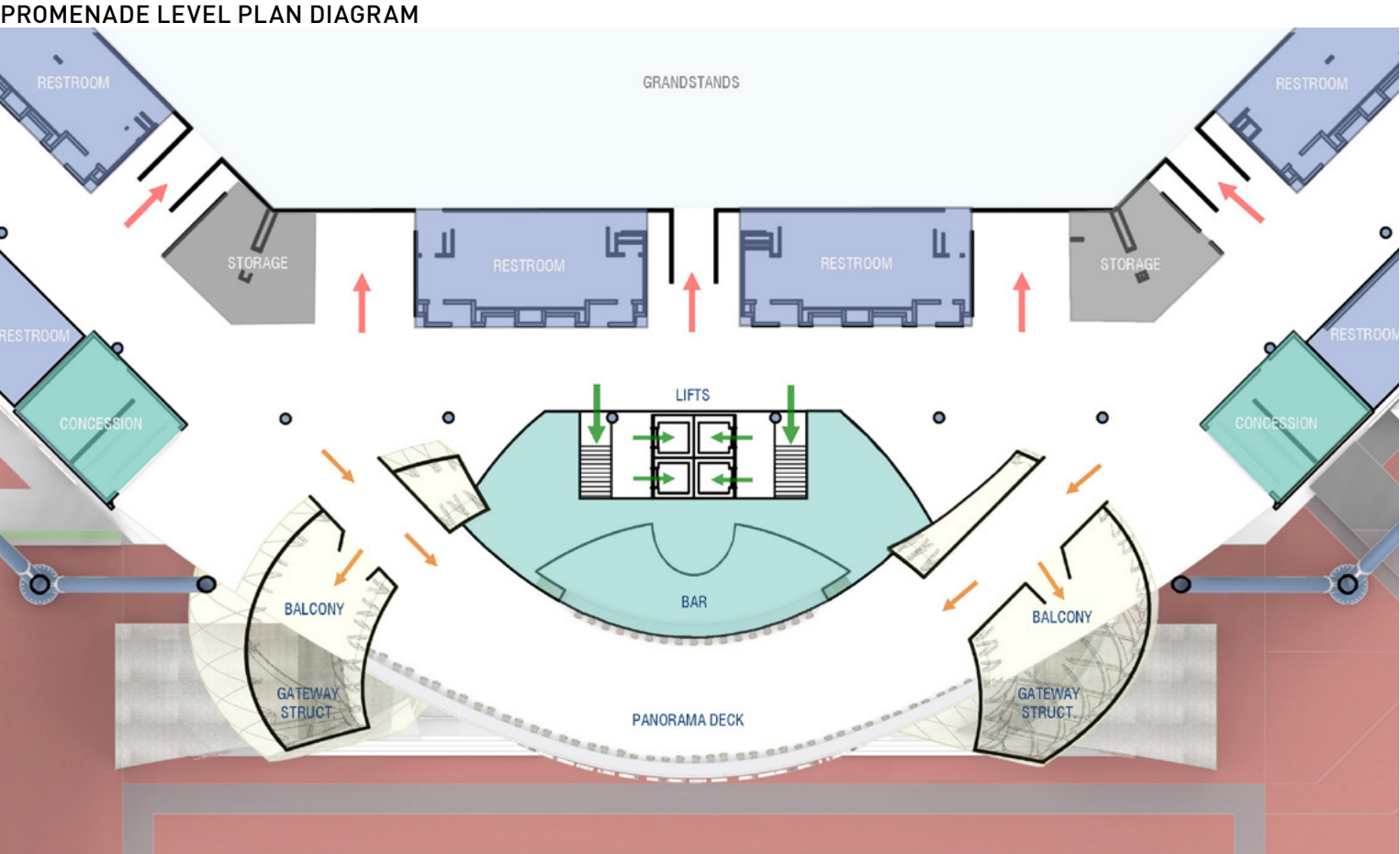



PERSPECTIVE | AERIAL VIEW OF SOUTH PORTAL AND EXPANSION
August 12th, 2024 • PRELIMINARY REVIEW • ARTHUR ASHE RENOVATIONS





PERSPECTIVE | VIEW TO THE PARK INSIDE THE GATE AT PROMENADE LEVEL

August 12th, 2024 • PRELIMINARY REVIEW • ARTHUR ASHE RENOVATIONS



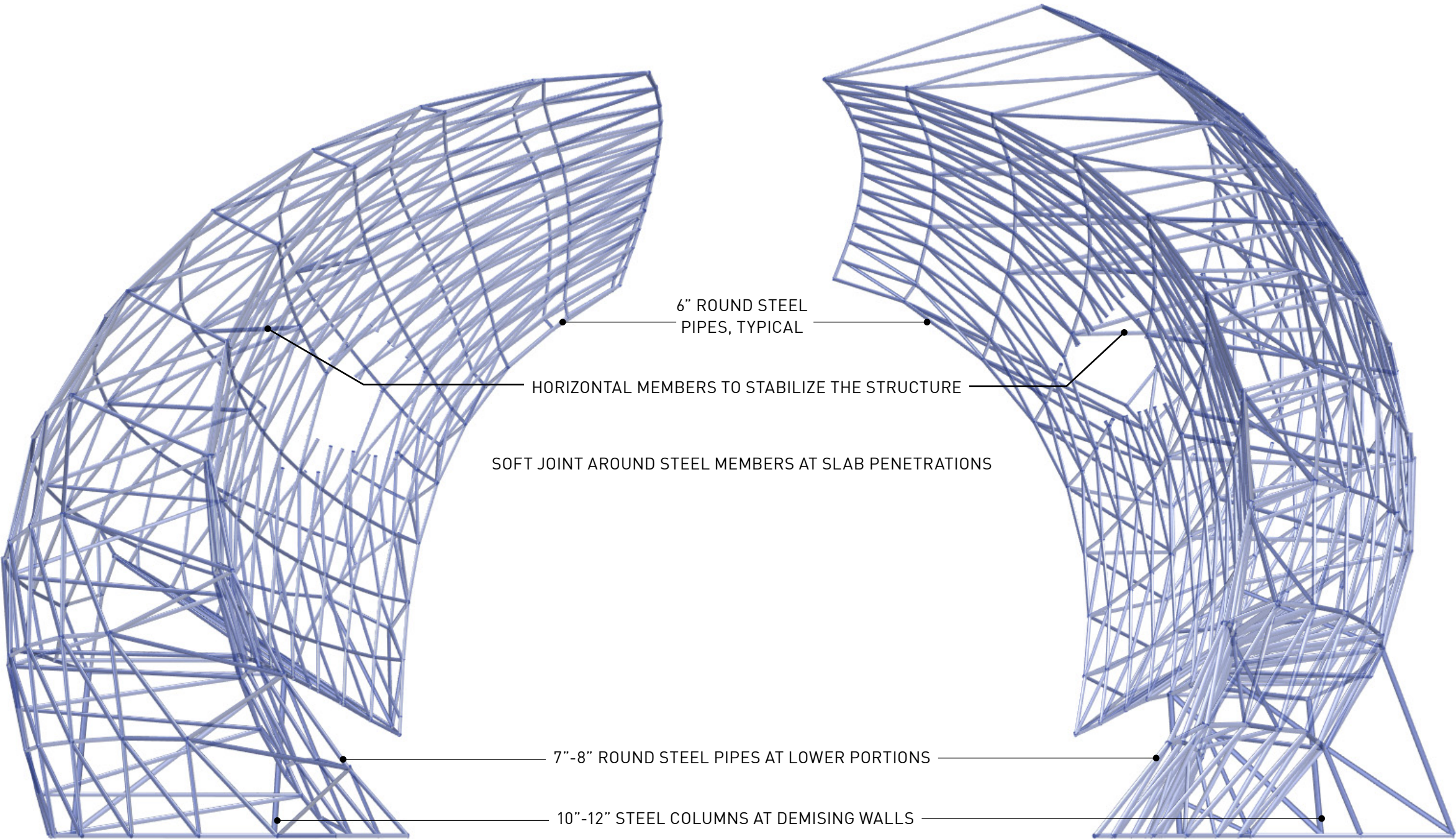


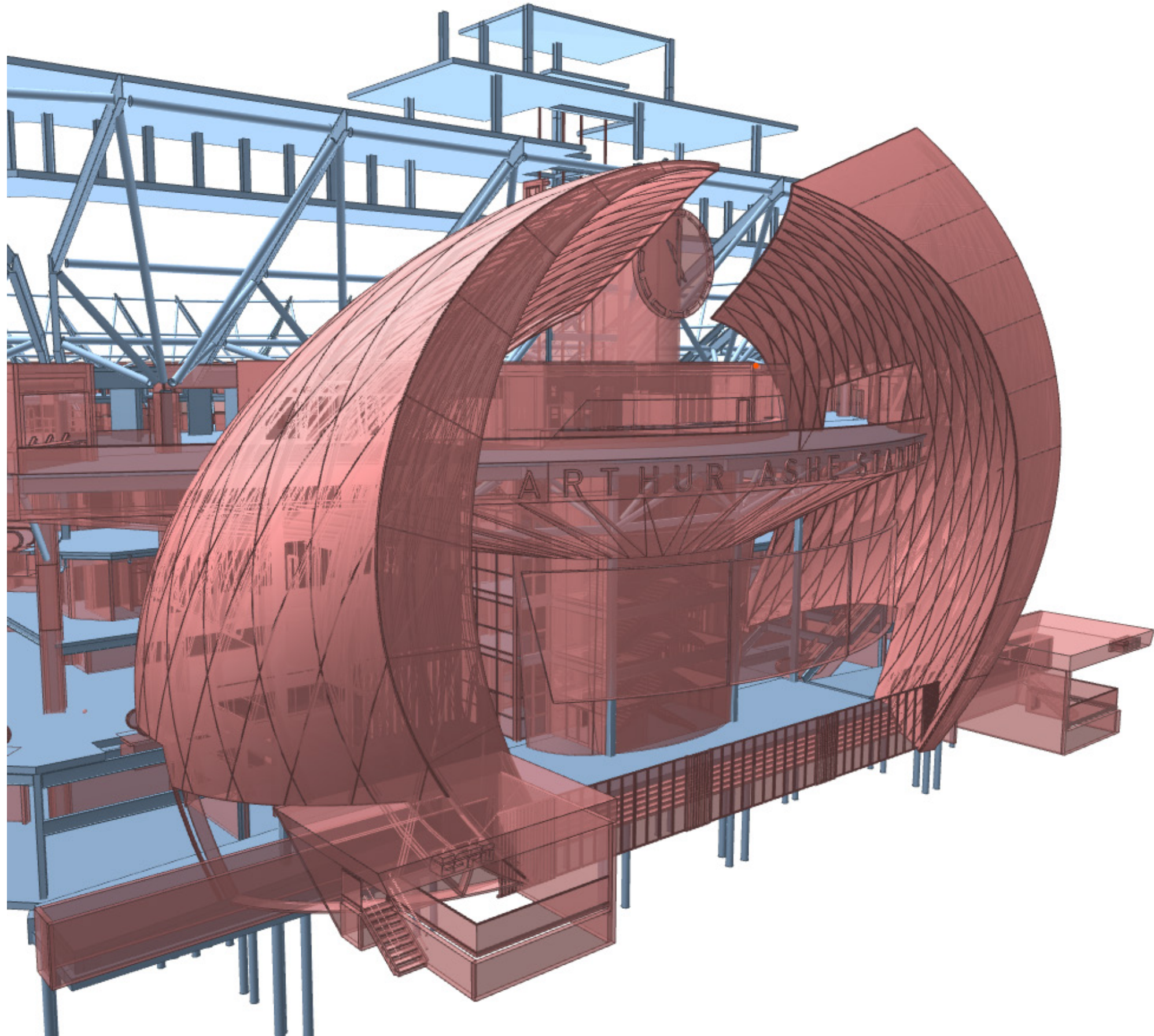


SECTION VIEW | SOUTH PORTAL E-W LONGITUDINAL SECTION
August 12th, 2024 • PRELIMINARY REVIEW • ARTHUR ASHE RENOVATIONS


Schematic Structural Framing Narrative:

- 1. Gateway structures to be independent from the stadium owing to the wind & seismic considerations, especially displacement/deflections in the N-S direction.
- 2. Continue structural frames through floor slab at promenade level with soft joints.
- 3. Structure members to be 6” round steel pipes typical, with the lower portions to be 7”-8” round steel pipes.
- 4. Add horizontal members within the forms to create “triangulation” to stabilize the structures.
- 5. At the bottom cutout/overhangs over the ramp/ stair/escalators, add 10”-12” columns at the demising walls between ramp and grand stairs/broadcast booths.





FROM APRIL 24' CONCEPTUAL REVIEW



CONCEPT VIEW | NORTH AERIAL

August 12th, 2024 • PRELIMINARY REVIEW • ARTHUR ASHE RENOVATIONS



PROPOSED VIEW | NORTH AERIAL

August 12th, 2024 • PRELIMINARY REVIEW • ARTHUR ASHE RENOVATIONS

Material Synergy

Arthur Ashe Stadium is a historic venue with distinctive materials and expressive structural features. The proposed renovation focuses on re-defining the south entry by creating an iconic gateway that signifies entry to the stadium while creating new vantage points back to the Unisphere and the surrounding flushing meadows Corona Park. The materials chosen to clad the new architectural elements are lightweight materials such as metal panels, metal meshes and steel; all of which are already used on campus in a variety of ways. The metal panel application to Arthur Ashe reinforces the rich reds from the existing precast panels. The metal mesh is the distinctive difference that is used to create a distinction from the old. The final result is an iconic entry portal to the stadium that draws you in and allows guests to see out.

Campus Design Patterns

As the primary building, Arthur Ashe Stadium defines the design palate for stadiums on campus. In the proposed design, the existing and distinct terracotta, glass and blue steel are strengthened by use of flat metal panels and the bright metal mesh.



FACADE MATERIAL STRATEGY



MATERIAL WIRE MESH
MANUFACTURER BANKER WIRE
PRODUCT RIDGE-FLAT THREAD FLEXIBLE MESH
COLOR ALUMINUM IN ANODIZED GOLD
LOCATION @ CLADDING



MATERIAL METAL PLANKING
MANUFACTURER ALUCOBOND
PRODUCT ALUCOBOND PLUS
COLOR CADET GREY
LOCATION @ SOFFIT + CEILING




MATERIAL LIGHT WEIGHT STEEL FRAMING
MANUFACTURER TBD
PRODUCT TBD
COLOR SW7005 PURE WHITE
LOCATION @ SOUTH PORTAL



MATERIAL GLASS RAIL
MANUFACTURER SIGHTLINE
PRODUCT TRACK RAIL
COLOR CLEAR
LOCATION @ SOUTH PORTAL



MATERIAL CONCRETE
MANUFACTURER
PRODUCT
COLOR MATCH EXISTING
LOCATION @ CONCOURSE FLOOR





MATERIAL METAL PANEL
MANUFACTURER ALUCOBOND
PRODUCT ALUCOBOND PLUS
COLOR RUSSET MICA
LOCATION @ CONCOURSE BUILDINGS



MATERIAL METAL PANEL
MANUFACTURER ALUCOBOND
PRODUCT ALUCOBOND PLUS
COLOR GREYHOUND
LOCATION @ SLAB EDGE

PROPOSED MATERIALS




1
BANKERWIRE RIDGE MESH |
CLADDING




2
ALUCOBOND PLUS PANELS |
CEILING




3
LIGHTWEIGHT STEEL | FRAMING



4
SIGHTLINE TRACK RAIL |
BALUSTRADE



5
CONCRETE | FLOOR



6
ALUCOBOND PLUS PANELS |
CLADDING



7
ALUCOBOND PLUS PANELS |
SLAB EDGE

TRANSLUCENT EXTERIOR | IMPERIAL WAR MUSEUM NORTH, MANCHESTER, UK



TRANSLUCENT EXTERIOR | MILITARY HISTORY MUSEUM, DRESDEN, GERMANY



TRANSLUCENT INTERIOR MILITARY HISTORY MUSEUM, DRESDEN, GERMANY




CURVILINEAR STRUCTURE | THE WINGS, MILAN EXPO, ITALY



EXTERIOR CEILING | GRAND CANAL THEATRE, DUBLIN, IRELAND



VIDEO-BOARD | SoFi Stadium, INGLEWOOD, CA



PRECEDENT PROJECTS



PERSPECTIVE | AERIAL VIEW OF SOUTH PORTAL AND EXPANSION
August 12th, 2024 • PRELIMINARY REVIEW • ARTHUR ASHE RENOVATIONS


ARTHUR ASHE RENOVATIONS




ANTICIPATED CONSTRUCTION 2024-2027

APPENDIX


FALL



FALL EQUINOX_09/21 _ 9AM




FALL EQUINOX_09/21 _ 1PM




FALL EQUINOX_09/21 _ 4PM


WINTER



WINTER SOLSTICE_11/21 _ 9AM

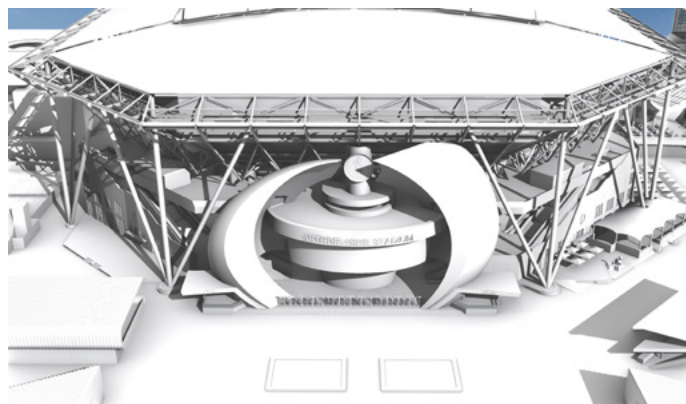


WINTER SOLSTICE_11/21 _ 1PM




WINTER SOLSTICE_11/21 _ 4PM


SPRING



SPRING EQUINOX_03/21 _ 9AM




SPRING EQUINOX_03/21 _ 1PM




SPRING EQUINOX_03/21 _ 4PM


SUMMER



SUMMER SOLSTICE_06/21 _ 9AM



SUMMER SOLSTICE_06/21 _ 1PM



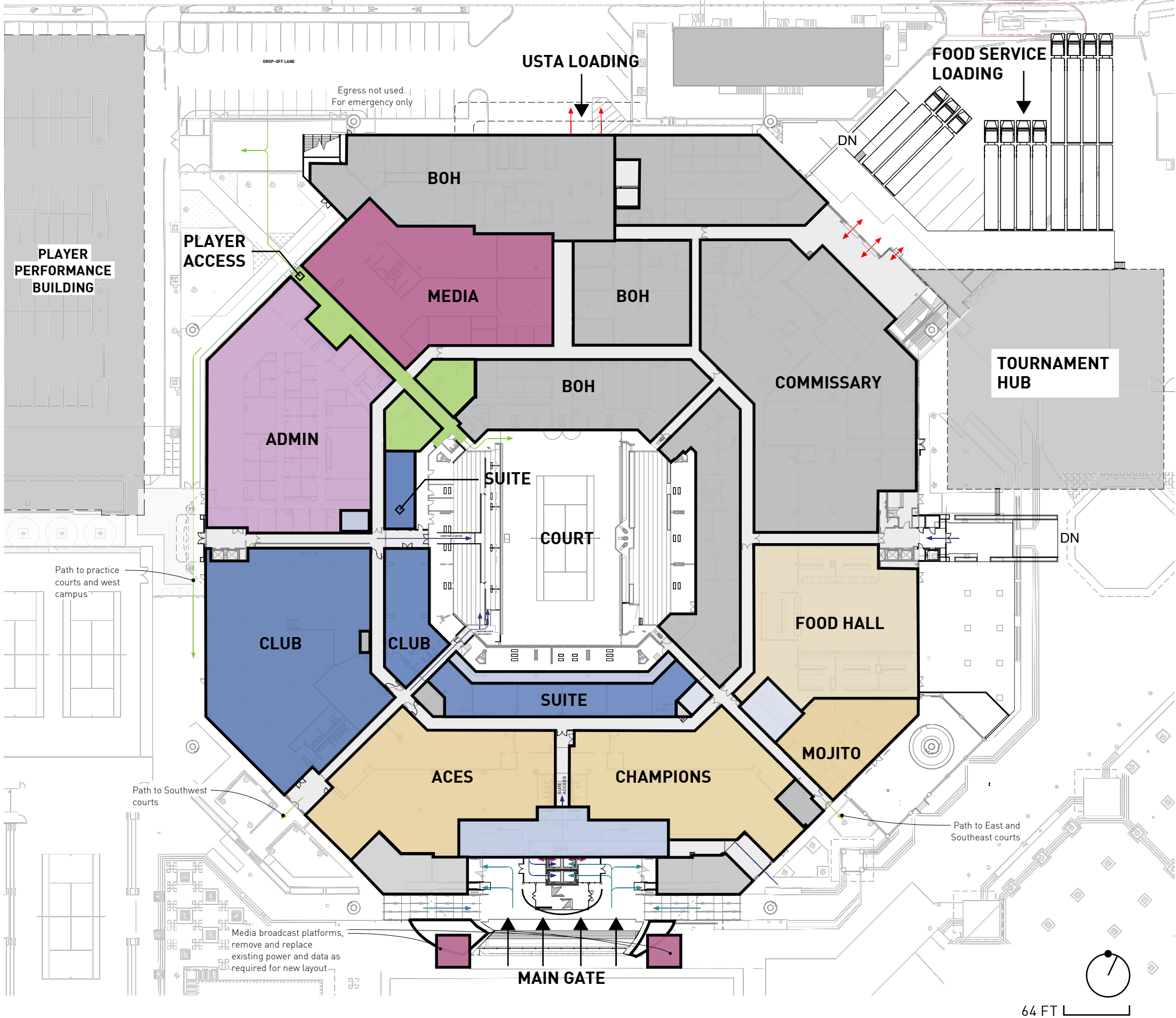
SUMMER SOLSTICE_06/21 _ 4PM

LEGEND

- PLAYER
- PREMIUM
- TOILET ROOMS
- F&B SPACES
- COMMISSARY
- RETAIL
- MEDIA
- ADMIN
- SERVICE/ CIRCULATION

CIRCULATION

- PREMIUM
- GENERAL RESERVE
- MEDIA
- PLAYER
- BOH/SERVICE
- CONTROL LINE



PROPOSED PLAN | COURT LEVEL

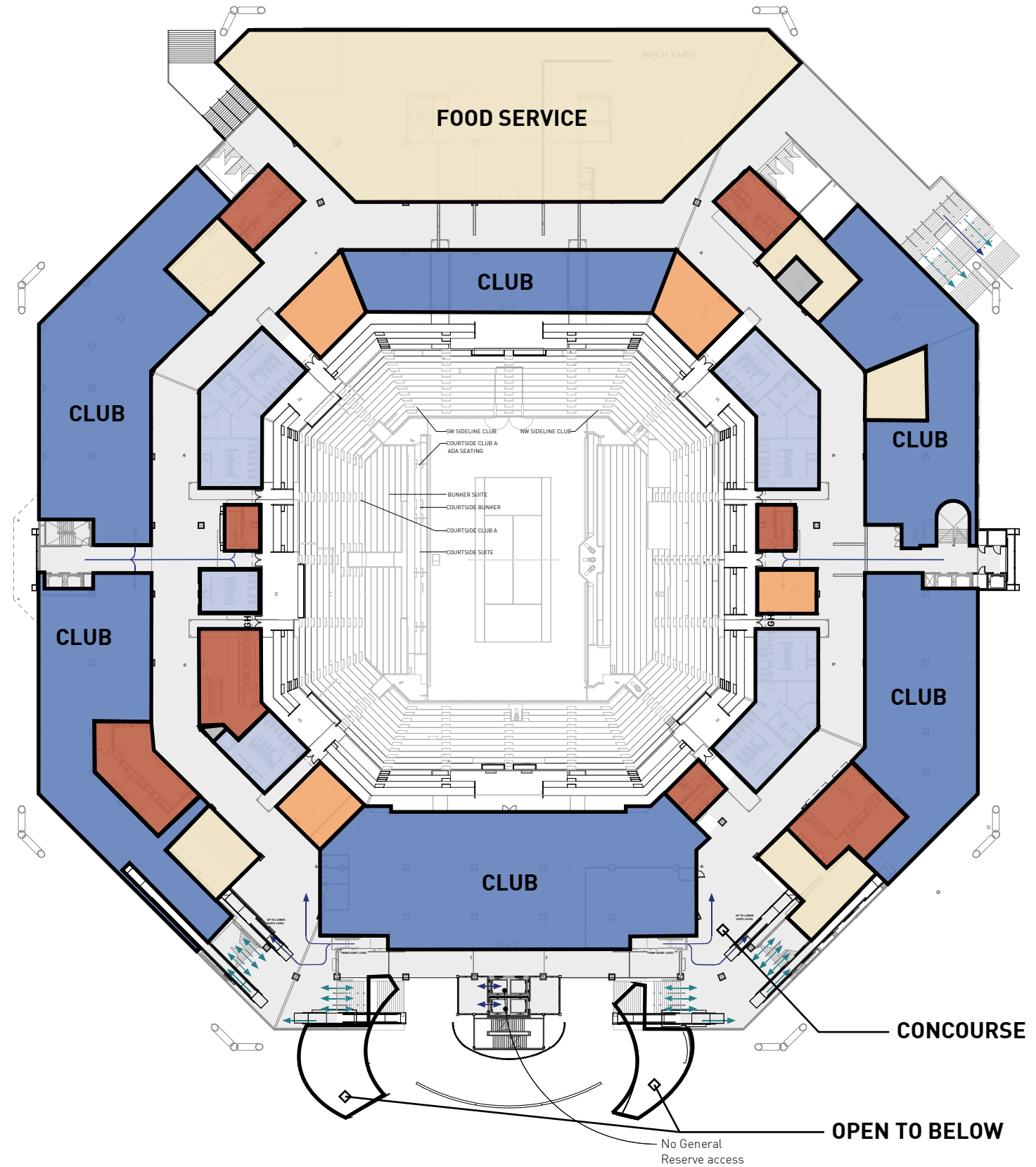
August 12th, 2024 • PRELIMINARY REVIEW • ARTHUR ASHE RENOVATIONS

LEGEND

- PLAYER
- PREMIUM
- TOILET ROOMS
- F&B SPACES
- COMMISSARY
- RETAIL
- MEDIA
- ADMIN
- SERVICE/ CIRCULATION

CIRCULATION

- PREMIUM
- GENERAL RESERVE
- MEDIA
- PLAYER
- BOH/SERVICE
- CONTROL LINE



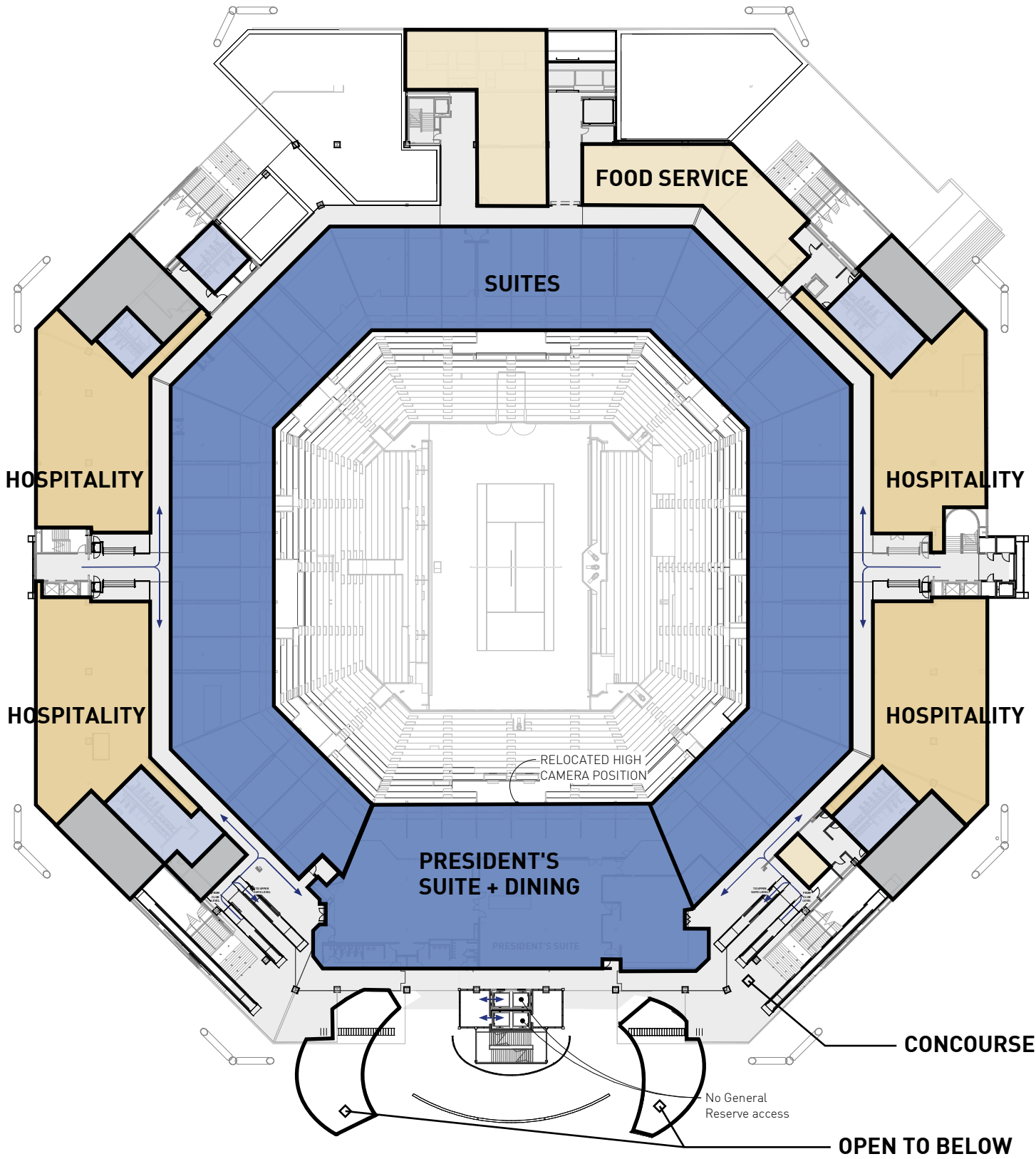
A diagram showing a circle with a center point. A radius line is drawn from the center to the top of the circle. Below the circle is a horizontal scale bar labeled "64 FT".

LEGEND

- PLAYER
- PREMIUM
- TOILET ROOMS
- F&B SPACES
- COMMISSARY
- RETAIL
- MEDIA
- ADMIN
- SERVICE/ CIRCULATION

CIRCULATION

- PREMIUM
- GENERAL RESERVE
- MEDIA
- PLAYER
- BOH/SERVICE
- CONTROL LINE

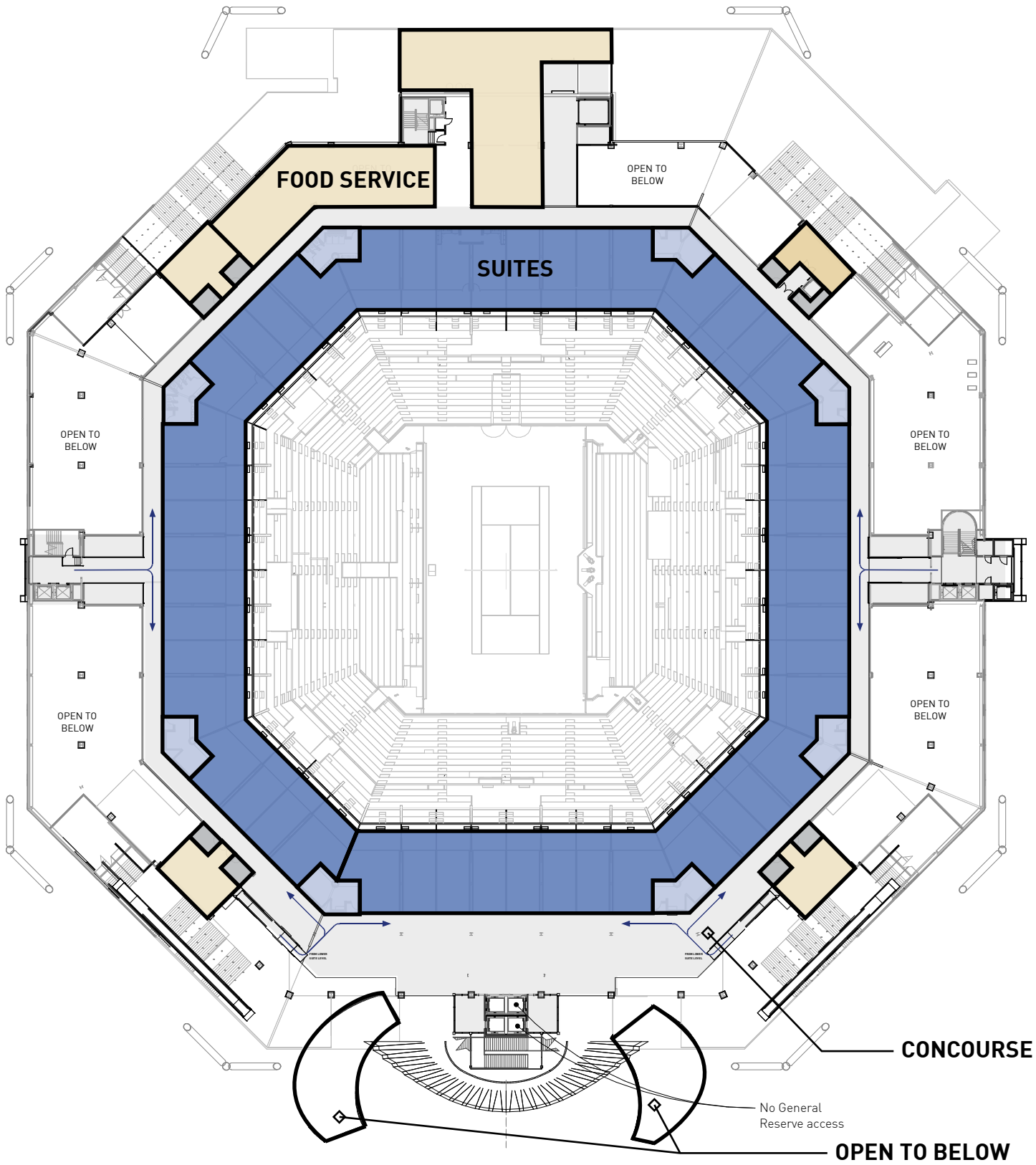


LEGEND

- PLAYER
- PREMIUM
- TOILET ROOMS
- F&B SPACES
- COMMISSARY
- RETAIL
- MEDIA
- ADMIN
- SERVICE/ CIRCULATION

CIRCULATION

- PREMIUM
- GENERAL RESERVE
- MEDIA
- PLAYER
- BOH/SERVICE
- CONTROL LINE

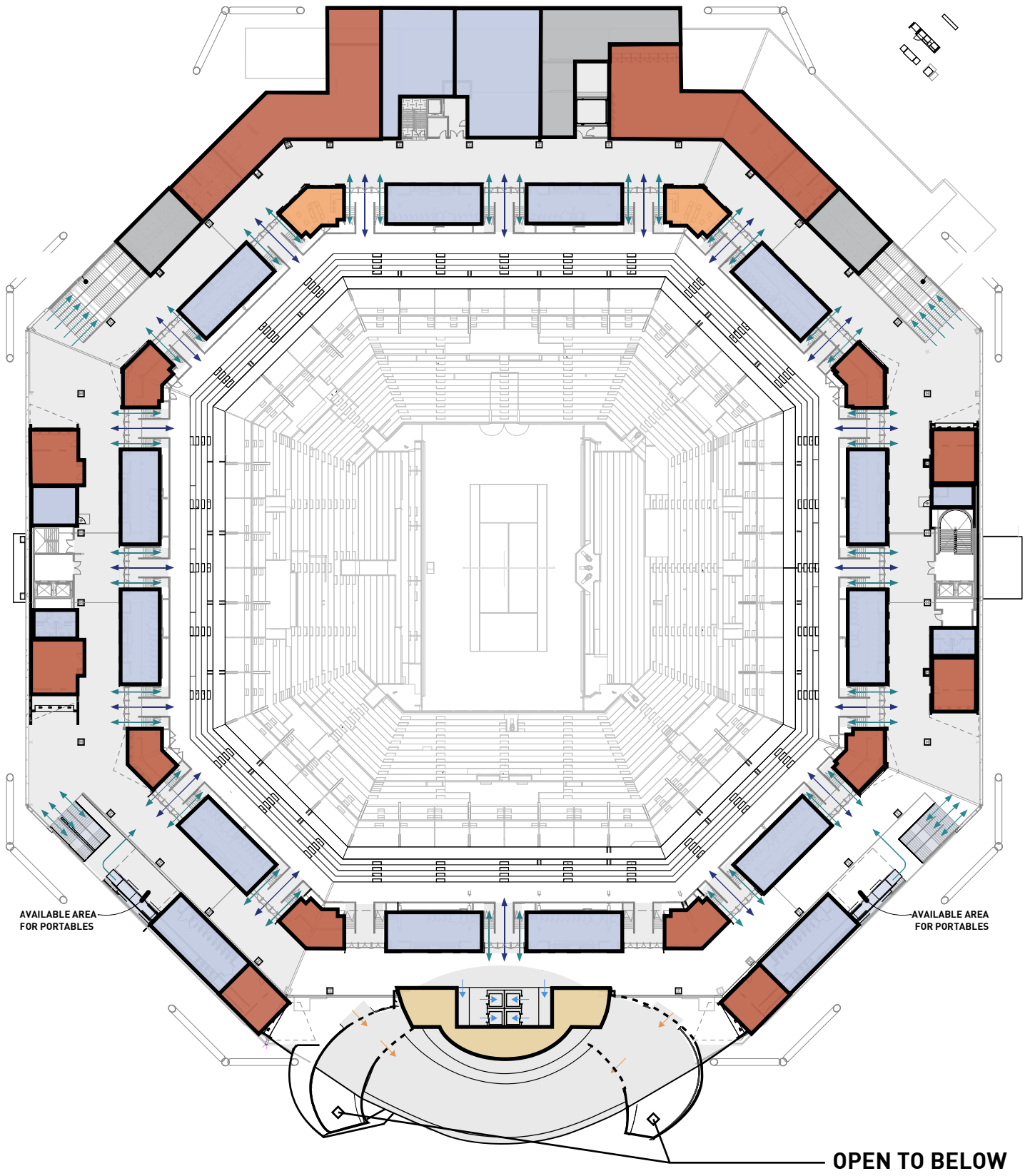


LEGEND

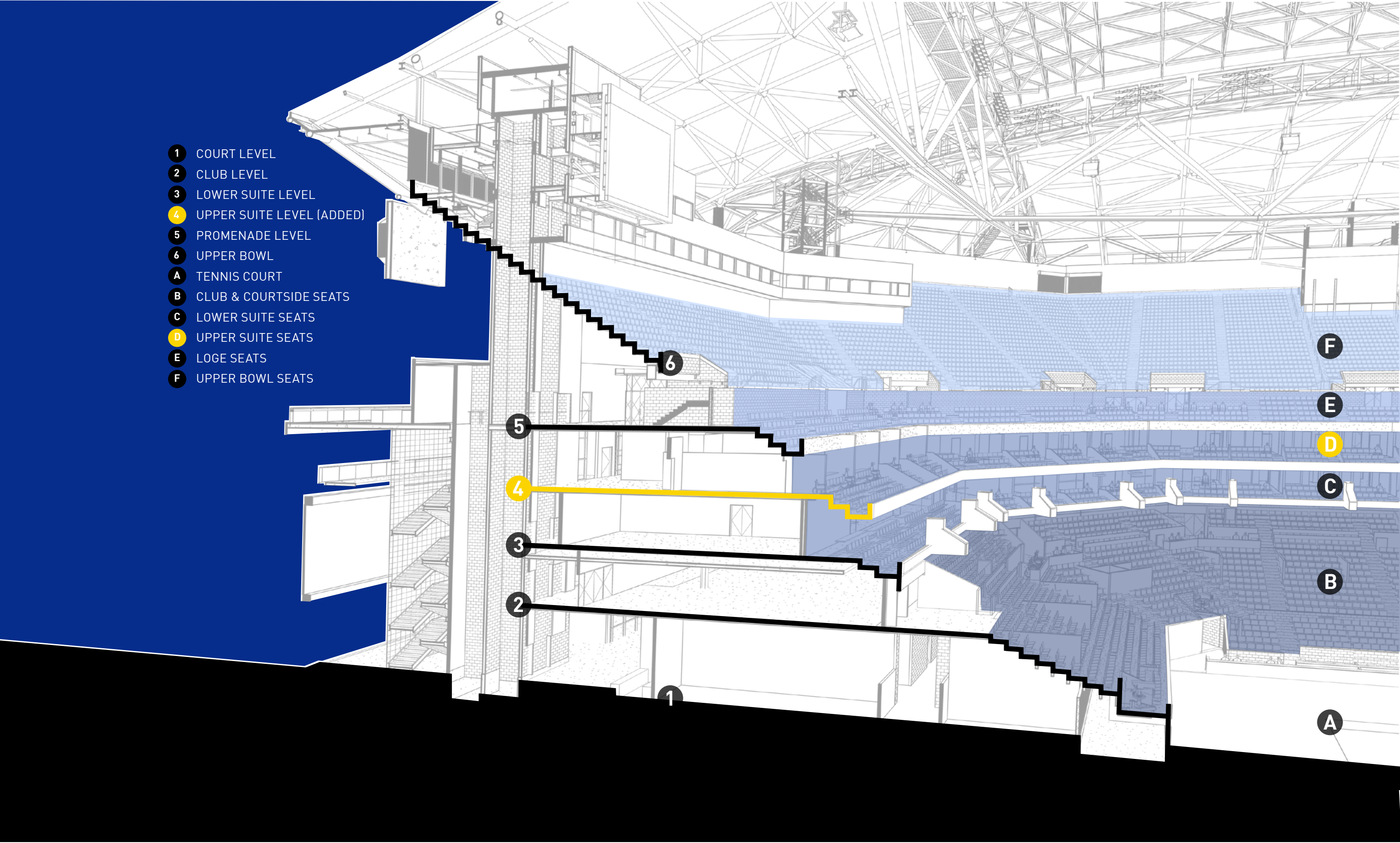
- PLAYER
- PREMIUM
- TOILET ROOMS
- F&B SPACES
- COMMISSARY
- RETAIL
- MEDIA
- ADMIN
- SERVICE/ CIRCULATION

CIRCULATION

- PREMIUM
- GENERAL RESERVE
- MEDIA
- PLAYER
- BOH/SERVICE
- CONTROL LINE





64 FT



PROPOSED SECTION DIAGRAM

August 12th, 2024 • PRELIMINARY REVIEW • ARTHUR ASHE RENOVATIONS




1
BANKERWIRE RIDGE MESH |
CLADDING




2
ALUCOBOND PLUS PANELS |
CEILING




3
LIGHTWEIGHT STEEL | FRAMING



4
SIGHTLINE TRACK RAIL |
BALUSTRADE




5
CONCRETE | FLOOR



6
ALUCOBOND PLUS PANELS |
CLADDING



7
ALUCOBOND PLUS PANELS |
SLAB EDGE




1
BANKERWIRE RIDGE MESH |
CLADDING



2
ALUCOBOND PLUS PANELS |
CEILING




3
LIGHTWEIGHT STEEL | FRAMING



4
SIGHTLINE TRACK RAIL |
BALUSTRADE





5
CONCRETE | FLOOR



6
ALUCOBOND PLUS PANELS |
CLADDING



7
ALUCOBOND PLUS PANELS |
SLAB EDGE




1
BANKERWIRE RIDGE MESH |
CLADDING




2
ALUCOBOND PLUS PANELS |
CEILING




3
LIGHTWEIGHT STEEL | FRAMING



4
SIGHTLINE TRACK RAIL |
BALUSTRADE




5
CONCRETE | FLOOR



6
ALUCOBOND PLUS PANELS |
CLADDING



7
ALUCOBOND PLUS PANELS |
SLAB EDGE




1
BANKERWIRE RIDGE MESH |
CLADDING




2
ALUCOBOND PLUS PANELS |
CEILING




3
LIGHTWEIGHT STEEL | FRAMING



4
SIGHTLINE TRACK RAIL |
BALUSTRADE



5
CONCRETE | FLOOR



6
ALUCOBOND PLUS PANELS |
CLADDING



7
ALUCOBOND PLUS PANELS |
SLAB EDGE

STADIUM ID FONT

Helvetica Neue LT Std 75 Bold
KERNING: Optical
TRACKING: 62


PORTAL ID FONT

Helvetica Neue Medium
KERNING: Optical
TRACKING: 142

76'-0"

4'-0"

ARTHUR ASHE STADIUM

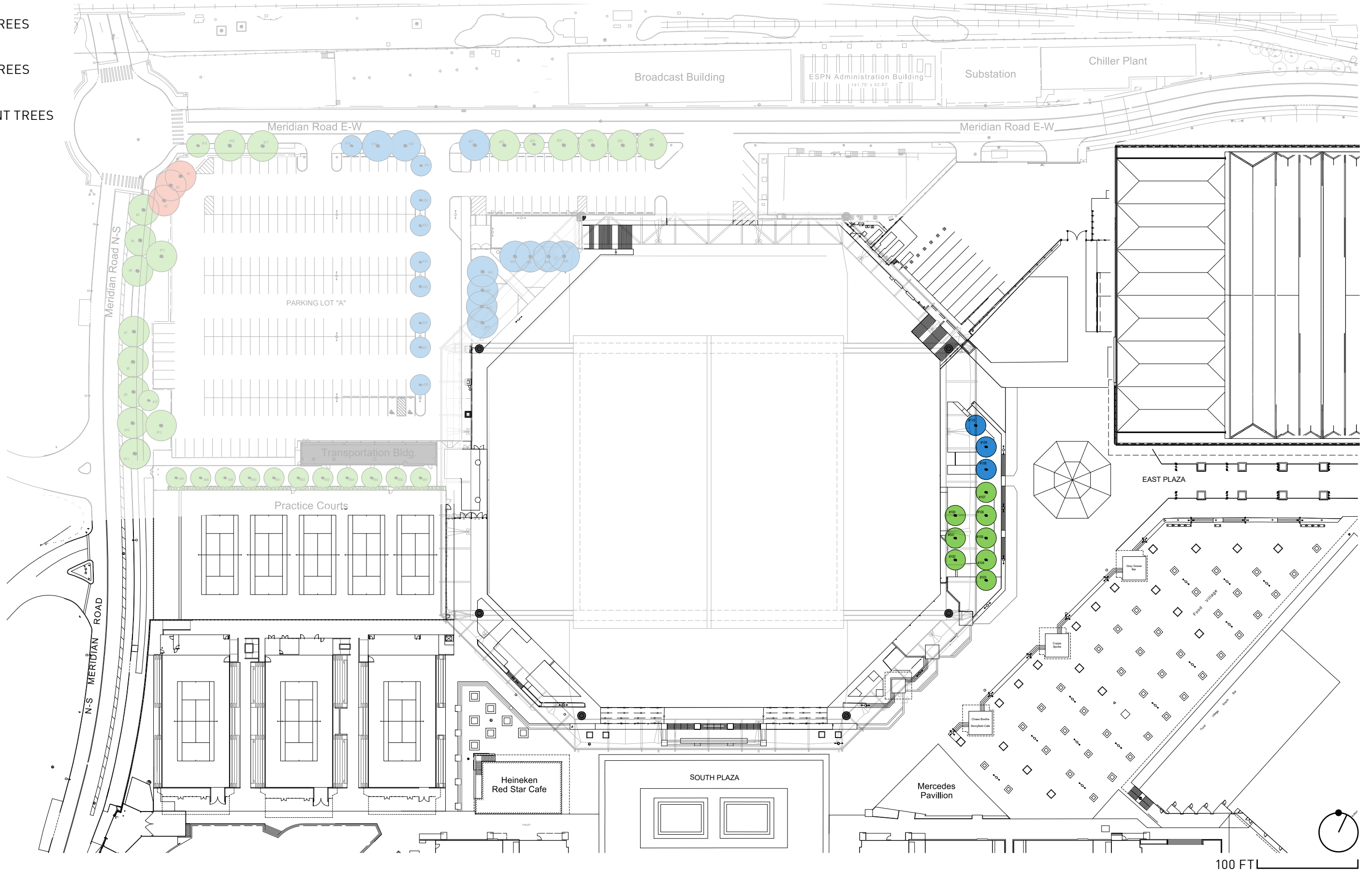


STADIUM SIGN @ SOUTH FACADE

August 12th, 2024 • PRELIMINARY REVIEW • ARTHUR ASHE RENOVATIONS

LEGEND

- REMOVED TREES
- EXISTING TREES
- TRANSPLANT TREES

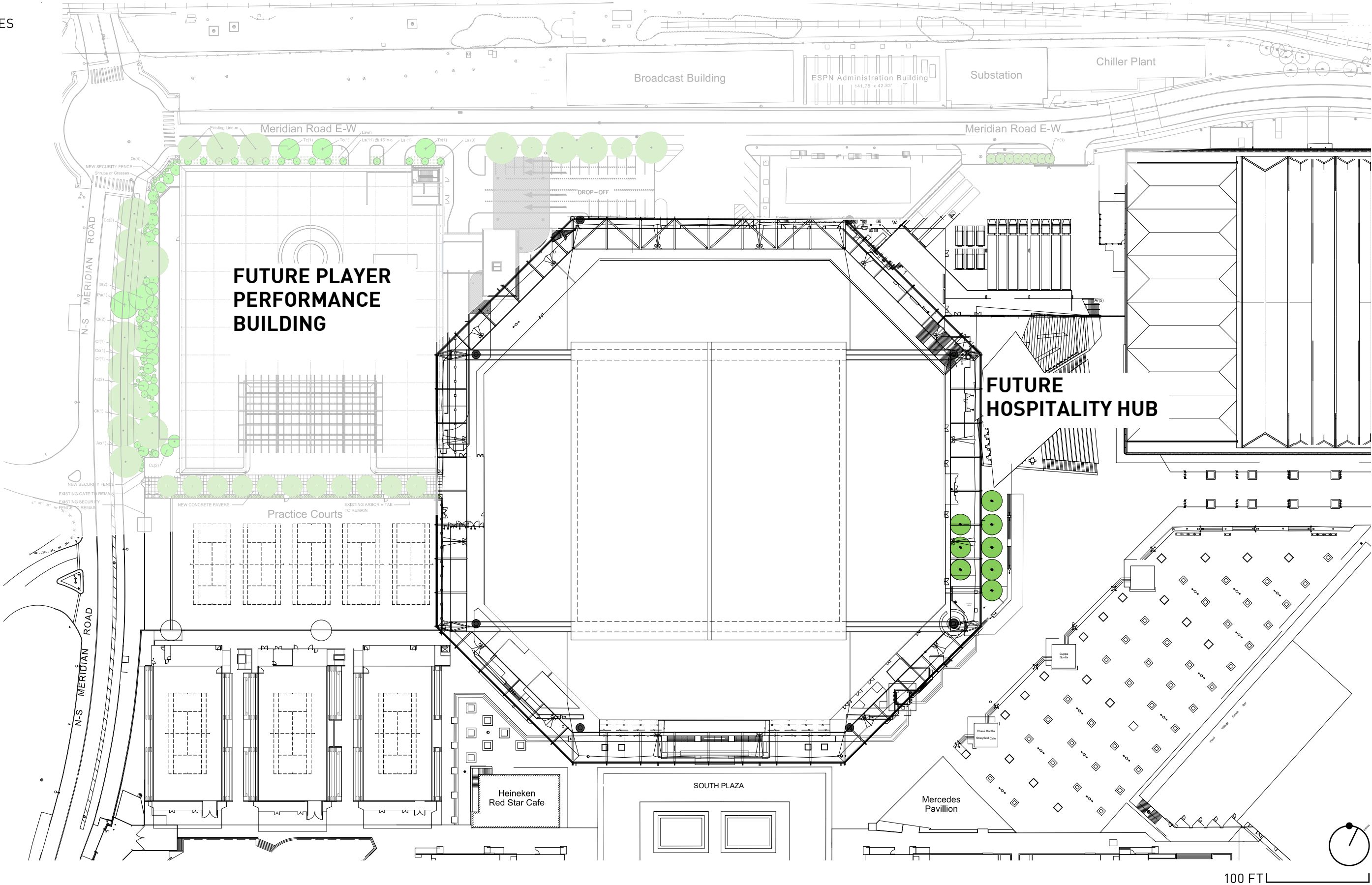


LEGEND

EXISTING TREES

NEW TREES

NEW SHRUB





TYPE Asphalt
LOCATION Vehicular drives, roads, and loading areas
PROPERTIES Black to match campus



TYPE Concrete Paver
LOCATION Player + Pedestrian Areas
PROPERTIES Square and Rectangular styles to match existing campus



TYPE Poured Concrete
LOCATION Walkways, Steps, Ramps, Curbs
PROPERTIES Brushed Finish




TYPE Pole Lights
LOCATION Pedestrian walkways and drop off areas
PROPERTIES Selux (match existing) post mounted, LED double arm fixture, 16’ High



TYPE Deciduous Shade Trees
LOCATION North of Ashe Stadium, along Meridian
PROPERTIES 3”-4” Caliper shade trees such as Shingle Oak or Armstrong Red Maple

TREE DISPOSITION SCHEDULE

TREE ID #	SCIENTIFIC NAME	COMMON NAME	REMAIN	REMOVAL	TRANSPLANT	DIA.
100	<i>Gled. triacanthos inermis</i>	Honey Locust	X			8
101	<i>Gled. triacanthos inermis</i>	Honey Locust	X			8
102	<i>Gled. triacanthos inermis</i>	Honey Locust	X			8
103	<i>Gled. triacanthos inermis</i>	Honey Locust	X			8
104	<i>Gled. triacanthos inermis</i>	Honey Locust	X			8
105	<i>Gled. triacanthos inermis</i>	Honey Locust	X			8
106	<i>Gled. triacanthos inermis</i>	Honey Locust	X			8
107	<i>Gled. triacanthos inermis</i>	Honey Locust	X			8
108	<i>Gled. triacanthos inermis</i>	Honey Locust	X			8
109	<i>Gled. triacanthos inermis</i>	Honey Locust	X			8
110	<i>Gled. triacanthos inermis</i>	Honey Locust	X			8



TYPE Perimeter Fence
LOCATION Between West Gate up to Player Entry
PROPERTIES Black metal picket fence (match existing)



TYPE Shrubs
LOCATION Planted Areas to provide screening of loading
PROPERTIES Native deciduous + evergreen shrubs from 2’-6’ to screen views of loading

SITE MATERIALS

SUSTAINABILITY

Our sustainability vision is guided by a commitment to the environment, integrating principles from OneNYC policy and Vision 3: Our Sustainable City. Proactively addressing environmental concerns, our strategy focuses on reducing emissions and waste, improving water and energy efficiency , and enhancing public space quality and occupant well-being.

The project will strive for a LEED Silver Certification from the US Green Building Council, reflecting a holistic and comprehensive approach to sustainability. This involves prioritizing energy and water efficiency, sustainable site practices, thoughtful material selection, and indoor environmental quality.



DESIGN AND OPERATIONS

Employing strategic choices in materials, HVAC systems, facade design, and operational practices to enhance efficiencies and minimize long-term energy consumption, expenditures, and maintenance requirements.



HEALTH AND PERFORMANCE

Prioritizing holistic human health and well-being to create spaces where all occupants can thrive.

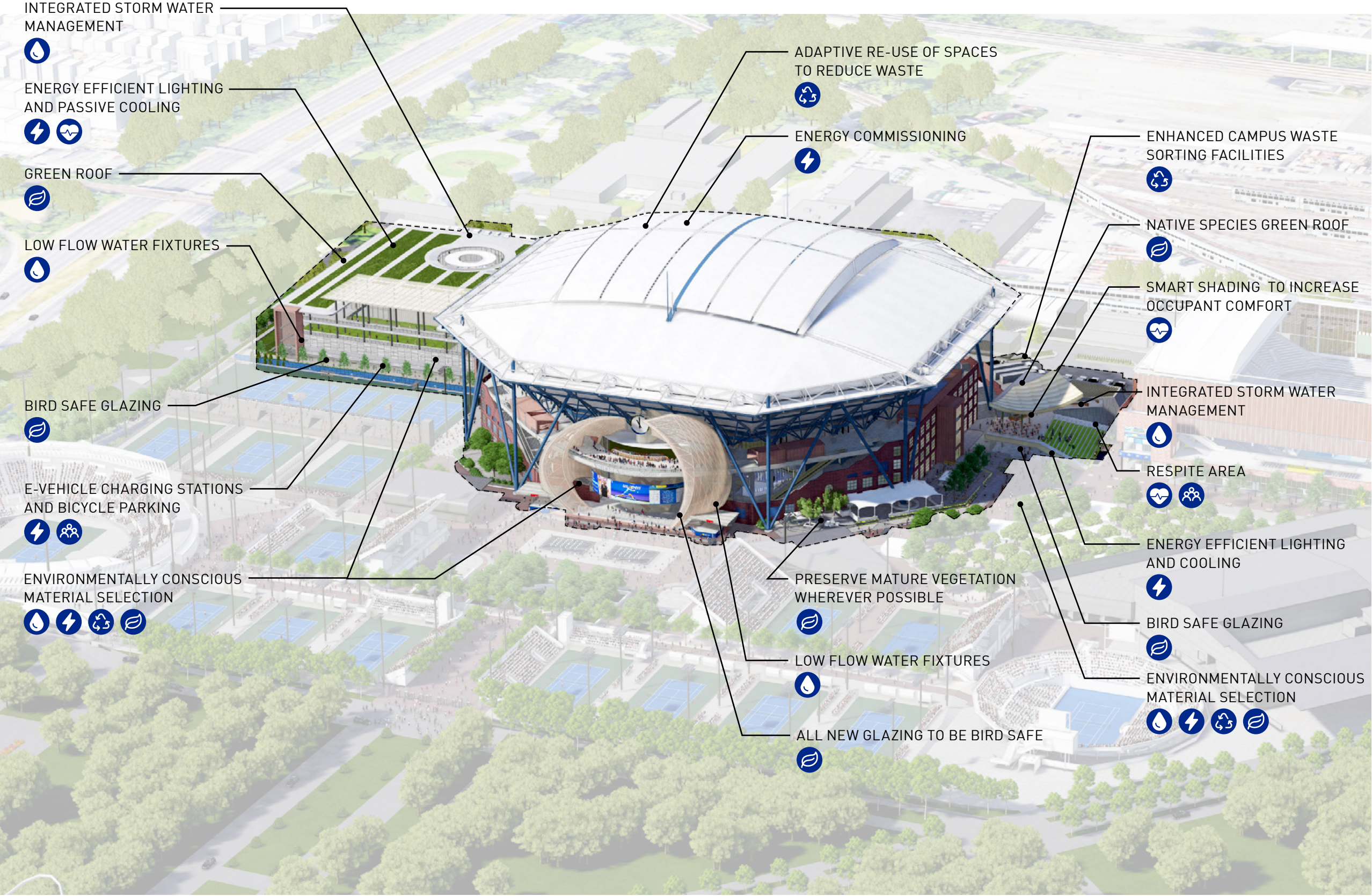


COMMUNITY AND ECOLOGY

Nurture vibrant community engagement and ecological stewardship to create a resilient environment that benefits both people and nature.


LEGEND

-  Water Utilization
-  Energy Conservation
-  Resources and Waste
-  Biodiversity and Ecology
-  Wellness and Health
-  People and Community



SUSTAINABLE STRATEGIES

FROM APRIL 24' CONCEPTUAL REVIEW



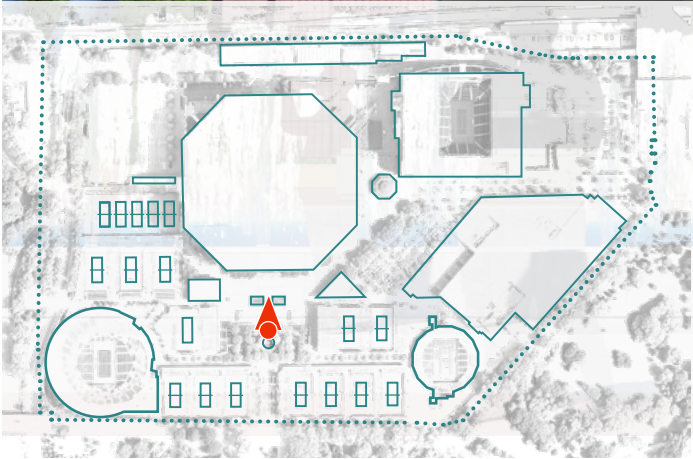
CONCEPT VIEW | SOUTHWEST AERIAL

August 12th, 2024 • PRELIMINARY REVIEW • ARTHUR ASHE RENOVATIONS

- REVISION 07
PROMENADE BAR
- REVISION 03
ENLARGE AND RELOCATE CLOCK
- REVISION 06
PROMENADE FLOOR
- REVISION 01
SOUTH ENTRY GATE
- REVISION 02
REMOVED ARCHITECTURAL FINS
- REVISION 10
RED-BROWN METAL PANEL
- REVISION 08
EAST AND WEST GATES
- REVISION 05
STAIR TOWER AND VIDEO BOARD
- REVISION 04
BROADCAST BOOTHS
- REVISION 09
METAL MESH AND LIGHTWEIGHT STEEL FRAMING



FROM APRIL 24' CONCEPTUAL REVIEW



CONCEPT VIEW | SOUTH PORTAL

August 12th, 2024 • PRELIMINARY REVIEW • ARTHUR ASHE RENOVATIONS

REVISION 03
ENLARGE AND RELOCATE CLOCK

REVISION 09
METAL MESH AND LIGHTWEIGHT STEEL FRAMING

REVISION 01
SOUTH ENTRY GATE

REVISION 12
SIGNAGE ARRANGEMENT


REVISION 06
PROMENADE FLOOR

REVISION 05
STAIR TOWER AND VIDEO BOARD

REVISION 04
BROADCAST BOOTHS



FROM APRIL 24' CONCEPTUAL REVIEW



CONCEPT VIEW | SOUTH PORTAL BAR

August 12th, 2024 • PRELIMINARY REVIEW • ARTHUR ASHE RENOVATIONS


REVISION 09
METAL MESH AND LIGHTWEIGHT STEEL FRAMING

REVISION 07
PROMENADE BAR

REVISION 06
PROMENADE FLOOR



FROM APRIL 24' CONCEPTUAL REVIEW



CONCEPT VIEW | NORTH AERIAL

August 12th, 2024 • PRELIMINARY REVIEW • ARTHUR ASHE RENOVATIONS

REVISION 14
NORTH EXPANSION

REVISION 10
RED-BROWN METAL PANEL

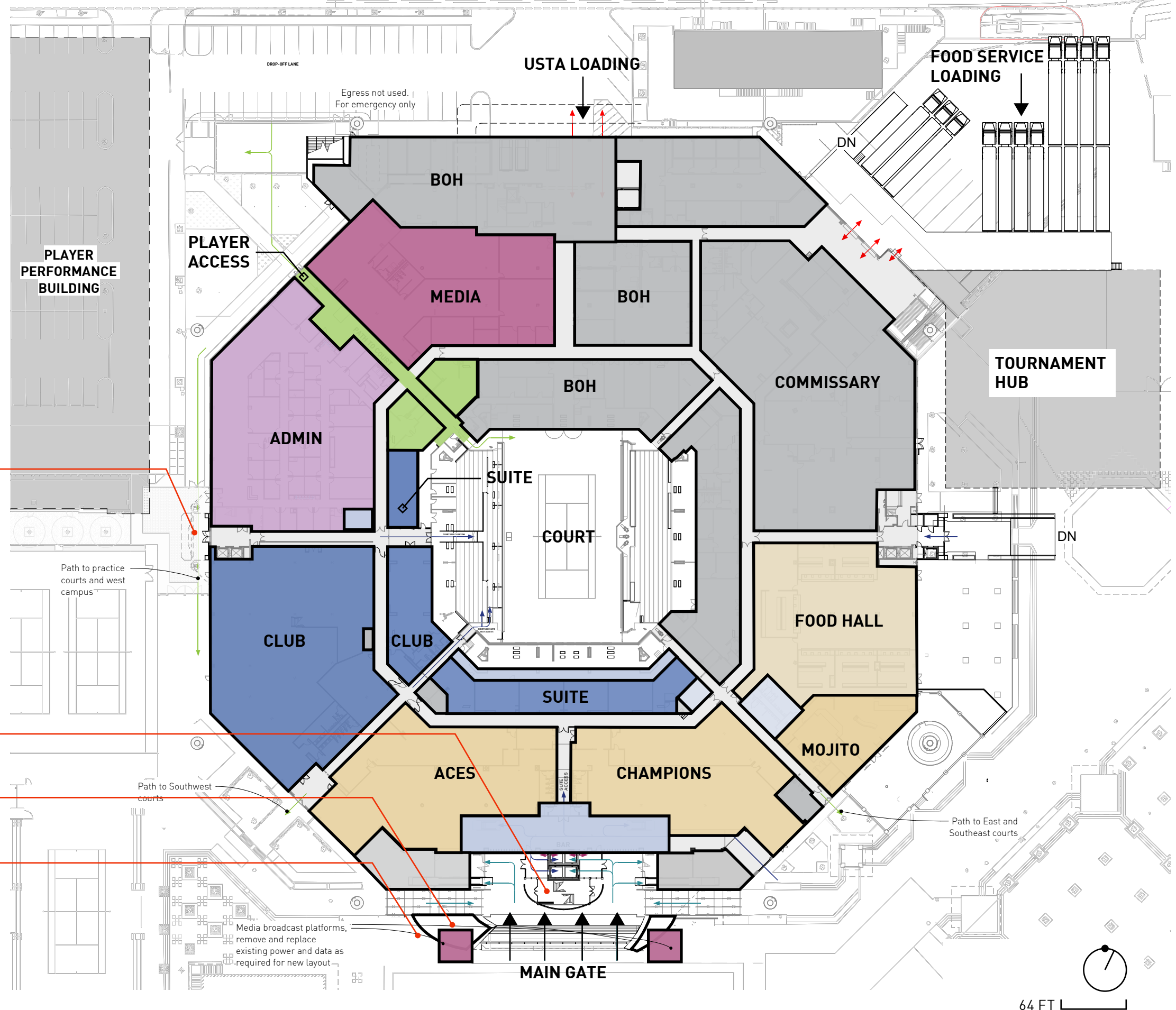


REVISION 08
EAST AND WEST GATES

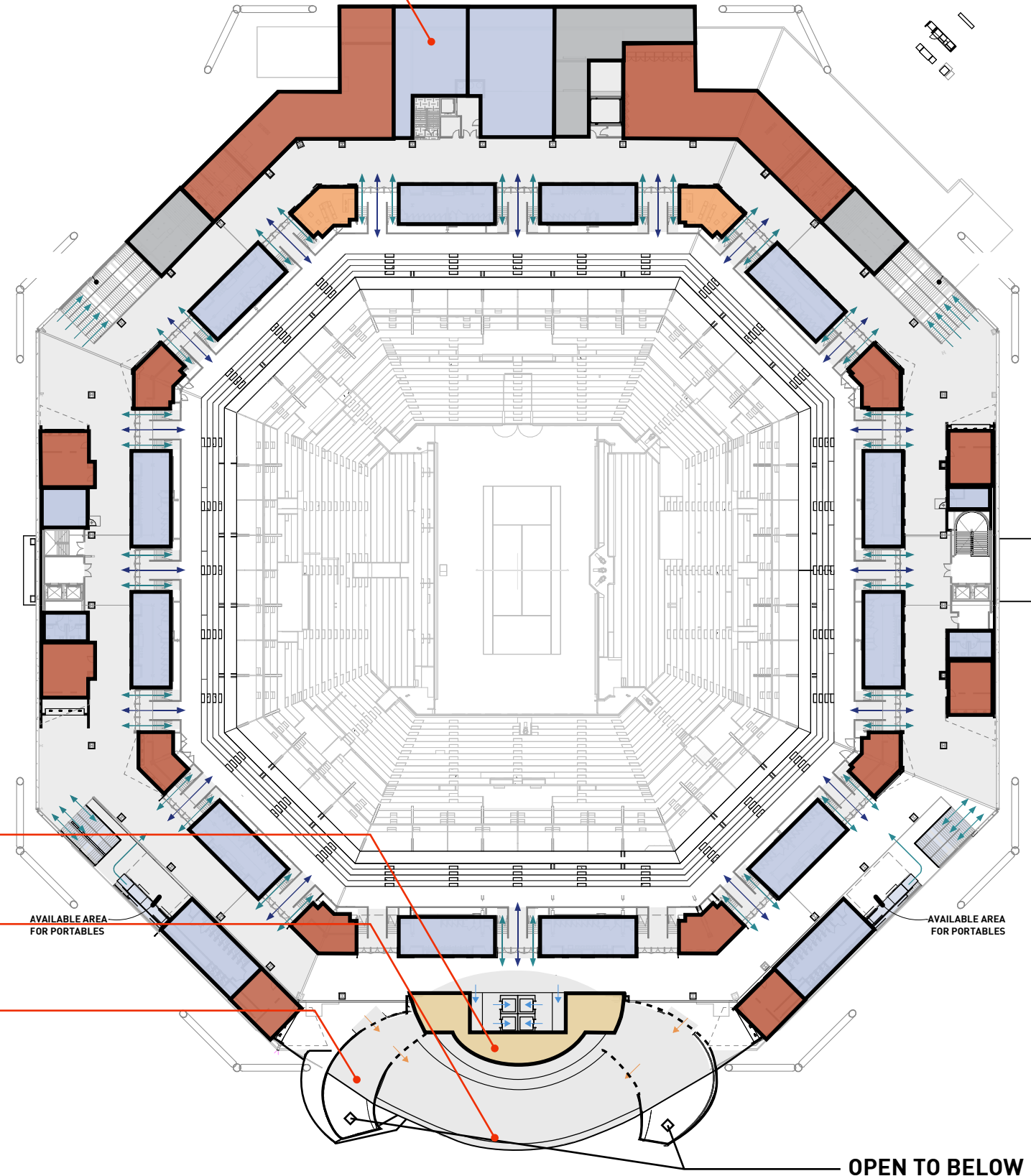
REVISION 05
STAIR TOWER AND VIDEO BOARD

REVISION 01
SOUTH ENTRY GATE

REVISION 04
BROADCAST BOOTHS



REVISION 14 —
NORTH EXPANSION



REVISION 07 —
PROMENADE BAR

REVISION 06 ———
PROMENADE FLOOR

REVISION 01 ———
SOUTH ENTRY GATE

PROPOSED PLAN | PROMENADE LEVEL

August 12th, 2024 • PRELIMINARY REVIEW • ARTHUR ASHE RENOVATIONS

64 FT

REVISION 05
STAIR TOWER AND VIDEO BOARD

REVISION 06
PROMENADE FLOOR

REVISION 01
SOUTH ENTRY GATE

REVISION 04
BROADCAST BOOTHS

REVISION 02
REMOVED ARCHITECTURAL FINS

REVISION 10
RED-BROWN METAL PANEL


REVISION 03
ENLARGE AND RELOCATE CLOCK

REVISION 07
PROMENADE BAR

REVISION 12
SIGNAGE ARRANGEMENT

REVISION 09
METAL MESH AND LIGHTWEIGHT
STEEL FRAMING

REVISION 08
EAST AND WEST GATES




REVISION 14
NORTH EXPANSION

REVISION 08
EAST AND WEST GATES

REVISION 02
REMOVED ARCHITECTURAL FINS

REVISION 10
RED-BROWN METAL PANEL


REVISION 01
SOUTH ENTRY GATE



REVISION 14
NORTH EXPANSION

REVISION 10
RED-BROWN METAL PANEL

REVISION 08
EAST AND WEST GATES



REVISION 01
SOUTH ENTRY GATE

REVISION 02
REMOVE ARCHITECTURAL FINIS

REVISION 08
EAST AND WEST GATES

REVISION 10
RED-BROWN METAL PANEL

REVISION 14
NORTH EXPANSION

