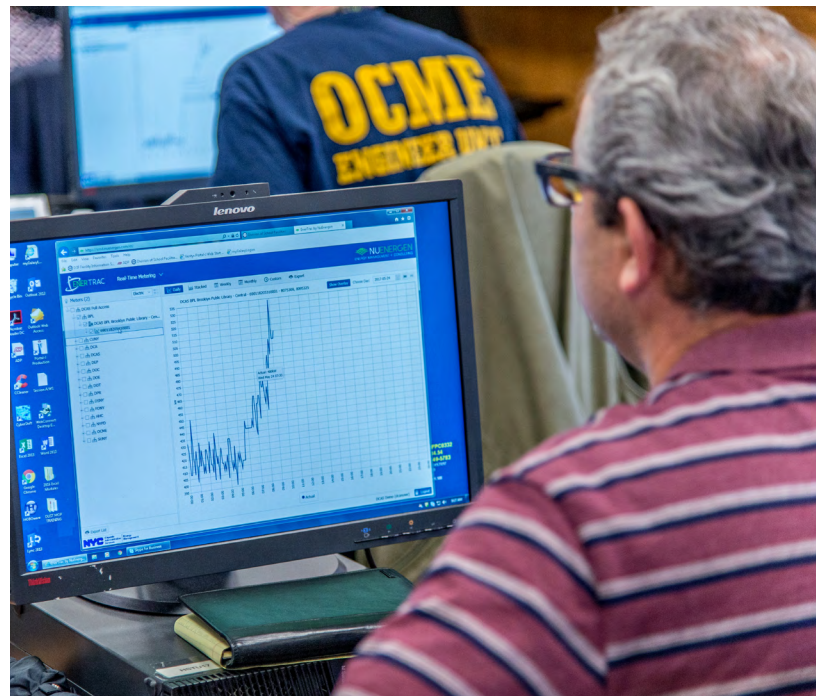




Local Law 87 (2009) Report

July 2022



NYC
DCAS

Citywide Administrative
Services



About DCAS

The NYC Department of Citywide Administrative Services (DCAS) makes city government work for all New Yorkers. Our commitment to equity, effectiveness, and sustainability guides our work providing City agencies with the resources and support needed to succeed, including:

- Recruiting, hiring, and training City employees
- Managing 55 public buildings
- Acquiring, selling, and leasing City property
- Purchasing over \$1 billion in goods and services for City agencies
- Overseeing the greenest municipal vehicle fleet in the country
- Leading the City's efforts to reduce carbon emissions from government operations

About the Division of Energy Management

The DCAS Division of Energy Management leads the City's energy conservation and sustainability efforts. It oversees more than 10,000 utility accounts for city government agencies across 4,000 public buildings. It implements creative solutions to reduce energy consumption, promote energy efficiency in public buildings, and to generate clean energy on City-owned properties.

Table of Contents

About DCAS 2

About the Division of Energy Management 2

Table of Contents 3

List of Tables 4

List of Figures 5

Introduction 6

 About this report 7

Background on DCAS’s LL87 Compliance 8

DCAS’s Compliance Progress to Date 9

Section 1. Most Common ECM Recommendations 12

Section 2. Cost Prediction Accuracy 15

Section 3. Energy Savings Prediction Accuracy 17

Section 4. Recommended Legislative or Administrative Actions 19

Conclusion 19

Appendix A: EERs Submitted to DOB Pursuant to Local Law 87 21

Appendix B: RCM and OMM Cost Per Measure 67

List of Tables

Table 1. EERs Submitted by Borough, FY21	10
Table 2. EERs Submitted by Fiscal Year and Agency	11
Table 3. Measures by Payback Period	13
Table 4. Implementation of Recommended ECMs	14
Table 5. Cost Prediction Accuracy of FY21 EER Implemented Measures	16
Table 6. Summary of M&V Findings – Option C	18

List of Figures

Figure 1. Total EERs Filed Over Time	9
Figure 2. Most Common ECM Recommendations	12

Introduction

Local Law 87 of 2009 (LL87) calls for energy auditing and retro-commissioning of public and private sector buildings over 50,000 gross square feet on a 10-year cycle to aid building owners and energy managers' understanding of the current energy use intensity of their buildings and the potential energy conservation measures that can help improve efficiency. Since the passage of LL87, the NYC Department of Citywide Administrative Services (DCAS) has completed nearly 1,200 energy audits and implemented over 4,500 recommended retro-commissioning and energy efficiency measures in City facilities. Together these measures have resulted in an estimated greenhouse gas (GHG) reduction of over 38,000 metric tons of carbon dioxide equivalent MT CO₂e, which is the equivalent to removing more than 8,300 cars from the road per year.

In the decade since the passage of LL87, the City has intensified its commitment to a sustainable future through its pioneering policy work and rigorous on-the-ground implementation. In April of 2019, the city council passed the Climate Mobilization Act with Local Law 97 (LL97) as the centerpiece legislation. LL97 requires that private buildings meet building emission caps based on the building's use and typology for a cumulative 40% reduction from all buildings in New York City by 2030 (from a 2005 baseline) and also requires that all city government operations reduce emissions by 40% by 2025 and 50% by 2030 (from a 2006 baseline).¹ To meet the challenge of achieving these emission

reduction targets for city government operations, the City's Office of Management and Budget (OMB) has allocated a capital commitment of more than \$3 billion over 10 years to DCAS, which serves as the hub for energy management and emissions reduction across the City's stationary assets.² With a comprehensive policy framework now in place and a significant financial commitment, the City has laid the foundations for success but has hard work ahead to retrofit and improve operations in thousands of public facilities.

¹ Emissions from city government operations includes those from the City's buildings, streetlights and traffic signals, water supply and solid waste facilities, wastewater treatment plants, transportation, and process and fugitive emissions.

² Emissions from City stationary assets include all city government operations except emissions from the City's transportation.

About this report

This report reviews annual progress implementing the audit and retro-commissioning requirements of LL87. As prescribed by law, the report addresses the following issues for energy efficiency reports (EERs) that were completed during fiscal year 2021:

1. Analysis of the most common energy efficiency capital improvements recommended.
2. Analysis of the accuracy of predicted costs of implemented measures.
3. Post-installation analysis of the accuracy of predicted savings for implemented measures.
4. Recommendations for legislative and administrative actions to strengthen LL87.

Additionally, the report includes findings from measurement and verification (M&V) conducted by DCAS and its applied research partner, the City University of New York's Building Performance Lab (CUNY BPL).³ The report concludes with a series of recommendations and initiatives that DCAS is implementing to maximize the realization of projected energy savings from energy efficiency projects.

³ Reporting of M&V data is not required by law and is presented herein for informational purposes only.

Background on DCAS's LL87 Compliance

Each year, DCAS works with qualified energy consultants to conduct energy audits and develop retro-commissioning reports for City buildings that meet and exceed the requirements of LL87. The City then works with agency partners and qualified contractors to implement required retro-commissioning measures (RCMs), energy conservation measures (ECMs), and operations and maintenance measures (OMMs) in each building before submitting final documentation in the form of an energy efficiency report (EER) to the NYC Department of Buildings (DOB).

LL87 stipulates that facilities should be audited for all reasonable measures, including capital improvements that would, if implemented, reduce energy use and/or the cost of operating the building.⁴ The law requires the City and private landlords to implement all RCMs that were identified during the course of the audit before filing an EER for compliance with DOB. Additionally, LL87 requires the City to implement all reasonable capital improvements to the building's energy

systems that are recommended in the building's energy audit...having a simple payback of seven years or less or capital improvements that, when combined, would [have]...a simple payback of seven years or less.⁵ The City has one year after submission of an EER to complete required capital improvements.

⁴ Local Laws for the City of New York for the year 2009. No. 87.

⁵ The simple payback for a project equals the number of years that it would take for the cumulative energy cost savings to equal the upfront capital cost of the ECM, as determined by dividing the upfront cost by the projected annual energy cost savings.

DCAS's Compliance Progress to Date

As of June 30, 2021, DCAS has completed and filed a total of 762 EERs with DOB, including 201 EERs filed in FY21, which was the most ever in a single year. The onset of the COVID-19 pandemic in the spring of 2020, and the resulting prohibition of non-essential construction work, led to a significant reduction in the completion and filing of EERs in FY20 (71 EERs). In FY21, which is the focus of this report, DCAS resumed full operations and made up for lost time despite the ongoing impacts of the COVID-19 pandemic. The 201 EERs filed in FY21 identified over 900

recommended measures, which if fully implemented, would result in an estimated annual reduction of over 22,000 MT CO₂e, or the equivalent of removing nearly 4,800 cars from the road. As of the end of FY21, the City has already implemented 127 ECMs from these EERs with an estimated annual reduction of nearly 3,000 MT CO₂e.

The City plans to submit 225 EERs in FY22 and over 200 EERs in FY23 to achieve full compliance with the first 10-year cycle of LL87. See **Tables 1 and 2** and **Figure 1**, as well as the **Appendix A**, for details.

Figure 1. Total EERs Filed Over Time

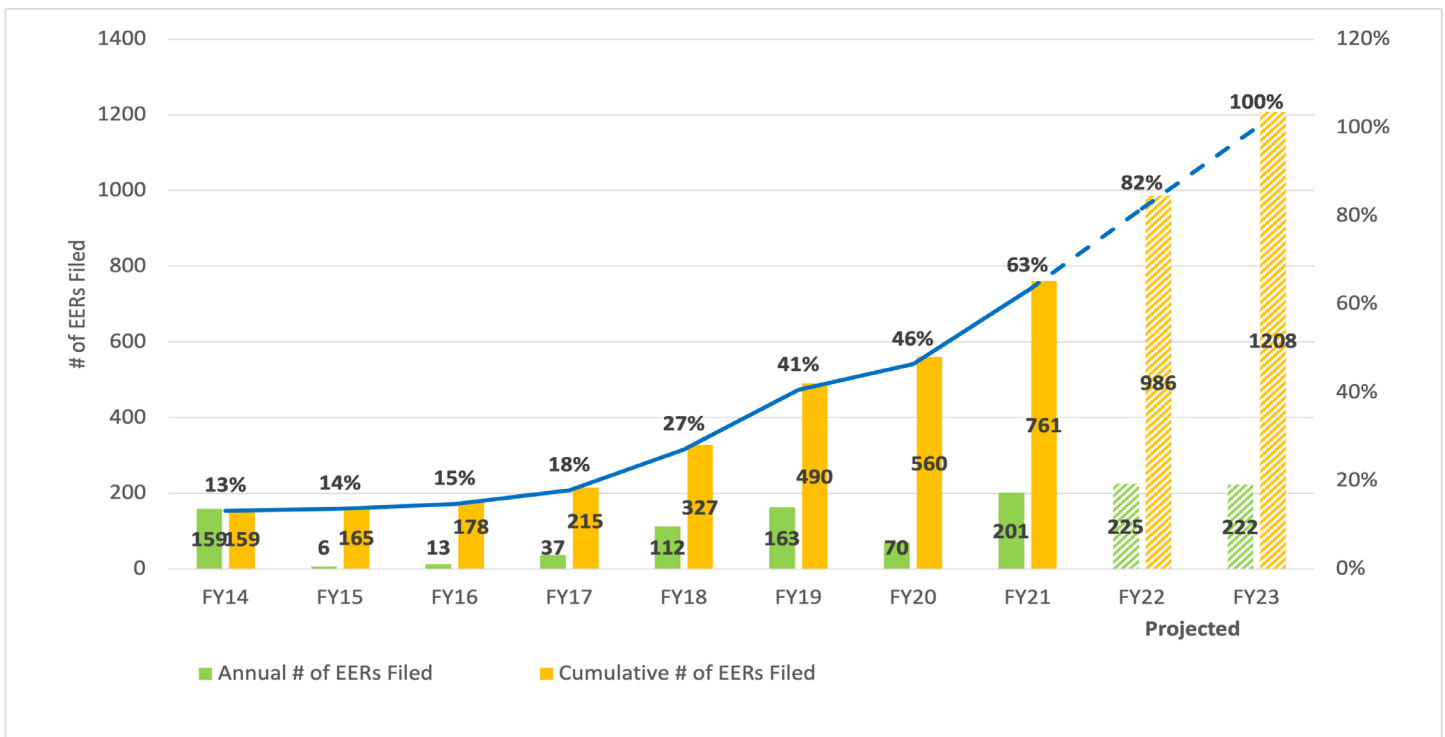


Table 1. EERs Submitted by Borough, FY21

	FY21		Total to Date	
Borough	# of EERs	% of Total	# of EERs	% of Total
Bronx	32	16%	140	18%
Manhattan	36	18%	178	23%
Brooklyn	68	34%	236	31%
Queens	48	24%	160	21%
Staten Island	17	8%	48	6%
Total	201		762	100%

Table 2. EERs Submitted by Fiscal Year and Agency

Agency	FY14 to FY18	FY19	FY20	FY21	Total Number of LL87 Covered Sites	% of Total Covered Sites	% of Total Covered Sites
Brooklyn Public Library	2	0	0	0	2	2	100%
Dept. of Citywide Administrative Services	35	1	3	0	39	39	100%
Dept. of Homeless Services	22	1	0	0	25	23	92%
Dept. of Correction	7	0	0	0	15	7	47%
Dept. of Education	222	159	66	200	1027	647	63%
Dept. of Health and Mental Hygiene	1	2	1	1	5	5	100%
Dept. of Transportation	2	0	0	0	14	2	14%
Dept. of Parks and Recreation	8	0	0	0	11	8	73%
Dept. of Sanitation	9	0	0	0	30	9	30%
New York Fire Department	3	0	0	0	3	3	100%
Human Resources Administration	2	0	0	0	5	2	40%
New York Police Department	12	0	1	0	18	13	72%
New York Public Library	1	0	0	0	2	1	50%
Taxi and Limousine Commission	1	0	0	0	1	1	100%
Other*	0	0	0	0	11	0	0%
Total	327	163	71	201	1208	762	63%

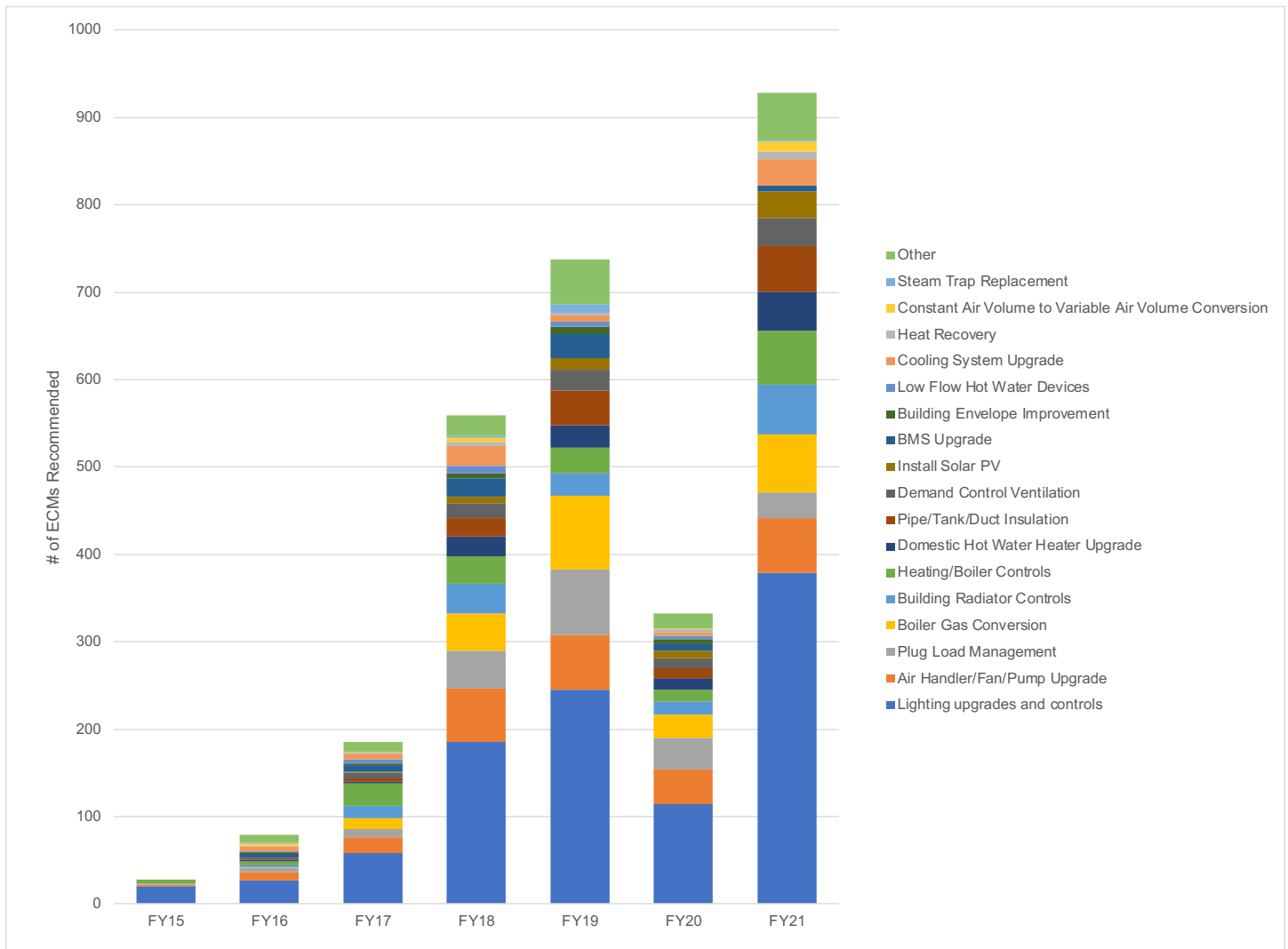
* Includes agencies that were unable to complete retro-commissioning work and therefore no EERs submitted to DOB even though the EERs were conducted.

Section 1. Most Common ECM Recommendations

DCAS’s consultants recommended 912 ECMs in the 201 EERs that were filed with DOB during FY21. The most common ECMs recommended, regardless of payback period, were upgrades to lighting and lighting controls, heating and boiler controls, boiler gas conversions, demand control ventilation, radiator controls, pipe/tank/duct insulation, and upgrades to air handlers/

fans/pumps. Measures recommended less frequently included building management system (BMS) upgrades, heat recovery, constant air volume to variable air volume conversion, and plug load management. **Figure 2** depicts the most common ECM recommendations from FY14 to FY21.

Figure 2. Most Common ECM Recommendations



As depicted in **Table 3**, the majority of ECMs recommended in FY21 EERs are expected to have simple paybacks greater than seven years. In accordance with the requirements of LL87, the City has implemented reasonable and technically feasible measures with simple projected payback periods of seven years or less. The City also implemented measures with

payback periods of greater than seven years when feasible and when funding and project delivery methods were available. **Table 4** depicts the status of implementing recommended ECMs as of the end of FY21. The City will continue to incorporate recommended measures into future projects at these sites.

Table 3. Measures by Payback Period

Range of Projected Payback Period	FY21	
	Number of Measures	Percentage of Measures
Payback of seven years or less	103	11%
Payback from eight years to 20 years	325	36%
Payback of 21 years or more	484	53%
Total	912	100%

As detailed in **Table 4**, in certain circumstances, ECMs that were identified by EER consultants as having projected paybacks of less than seven years were ultimately deemed to be unreasonable and/or not technically feasible for one of the following reasons: lack of compatibility with current equipment components; lack of compatibility with building operations as required by agencies; or impact on other building systems requiring an in-depth engineering study or design. Additionally, in some instances DCAS did not implement ECMs for which construction bids led to projected payback periods of significantly greater than seven years or ECMs that pertained to equipment that was owned by building tenants.

Table 4. Implementation of Recommended ECMs

Expected Paybacks of Seven Years or Less	Number of Measures	GHG Emissions Reduction (MT CO₂e)*
ECMs Implemented	54	779
ECMs Not Implemented	49	2,681
Infeasible due to field conditions and/or building operations	38	2,546
Not required/infeasible because equipment owned by tenants	11	135
Expected Paybacks of Eight Years or More	Number of Measures	GHG Emissions Reduction (MT CO₂e)*
ECMs Implemented	73	2,149
ECMs Not Implemented as of FY22	736	16,600
Infeasible due to field conditions and/or building operations	64	2,989
Not required/infeasible because equipment owned by tenants	44	288
Payback exceeds expected remaining life of equipment	268	7,011
Project delivery method not yet identified	360	6,312

*GHG Emissions reduction rounded to nearest 1 MT CO₂e.

Section 2. Cost Prediction Accuracy

LL87 requires an analysis of energy audit accuracy in predicting the costs of recommended measures. As detailed in **Table 5**, the total cost of implementing approximately 1,700 measures across the 201 sites that were assessed in the FY21 EERs was 43% lower than the initial aggregate cost estimate.⁶ This cost reduction relative to initial estimates largely resulted

from the fact that numerous measures were implemented by in-house agency staff rather than by outside contractors. The difference also reflects DCAS's efforts over the past several fiscal years to work with consultants to be more conservative in cost estimating to help prevent cost overruns. The FY21 EER cost estimates fall within the expected range of accuracy for cost estimates performed at the conceptual, pre-design phase.⁷

⁶ Actual cost data for certain ECMs that were implemented directly by agencies rather than by DCAS were not available at the time of publication.

⁷ According to the Association for the Advancement of Cost Engineering (AACE), the expected accuracy range at an 80% confidence interval for a Class 5 cost estimate (i.e., an estimate occurring at the conceptual, pre-design phase) is -50% to +100%.

Table 5. Cost Prediction Accuracy of FY21 EER Implemented Measures

Recommended Measures	Number of Measures	Estimated Cost	Actual Cost	Difference between Actual and Estimated Cost	Within AACE Acceptable Range⁷
ECMs					
Air Handler/Fan/Pump Upgrade	16	\$972,054	\$952,867	-2%	Y
BMS Upgrade	3	\$1,427,222	\$431,970	-70%	N
Building Radiator Controls	21	\$697,117	\$765,913	10%	Y
Constant Air Volume to Variable Air Volume Conversion	1	\$30,360	\$16,835	-45%	Y
Demand Control Ventilation	6	\$312,452	\$625,033	100%	Y
Heating/Boiler Controls	4	\$1,223,310	\$281,531	-77%	N
Lighting Upgrades and Controls	37	\$3,370,901	\$1,688,480	-50%	Y
Pipe/Tank/Duct Insulation	15	\$92,928	\$214,246	131%	N
Other	2	\$67,515	\$23,040	-66%	N
ECM Subtotal	105	\$8,193,859	\$4,999,915	-39%	Y
RCM Subtotal	1608	\$27,662,876	\$15,388,771	-44%	Y
Total	1713	\$35,856,735	\$20,388,686	-43%	Y

Section 3. Energy Savings Prediction Accuracy

LL87 requires an analysis of the accuracy of audits in predicting energy savings for implemented measures. DCAS has engaged the City University of New York Building Performance Lab (CUNY BPL) to assist in conducting measurement and verification (M&V) on a range of measures that are commonly recommended in energy audits and implemented by DCAS and its partner agencies. CUNY BPL utilizes the Efficiency Valuation Organization's (EVO) International Performance Measurement and Verification Protocol (IPMVP; EVO, 2016) as a framework for its M&V activities. Two approaches are utilized to compare post-installation performance to the pre-installation baseline in order to assess the actual impact of projects.

- **Option A/B** – Retrofit isolation key parameter measurement/all parameter measurement: This approach utilizes engineering analysis of equipment-level measurements taken before and after implementation of the ECM, using either a key parameter or all parameters.
- **Option C** – Whole facility analysis: This approach utilizes engineering analysis of overall energy use in a facility from before and after implementation of the ECM.

In FY21, DCAS worked with CUNY BPL to conduct Option C M&V analysis of recently completed projects using CUNY BPL's Building Energy Modeling and Analysis (BEMA) application.⁸ Partly due to the

impacts of the COVID-19 shutdown—including the prohibition of non-essential construction work, site access restrictions, and altered energy consumption patterns—DCAS and CUNY BPL were only able to achieve statistically valid findings for eight projects. A summary of the Option C M&V analysis for electricity savings for these projects is shown in **Table 6**.⁹ While the

⁸ BEMA uses best practice methodologies to generate statistically valid energy consumption models using monthly whole facility energy data obtained from DCAS. Typically, a model is considered statistically valid when the coefficient of determination (R^2) ≥ 0.75 and coefficient of variation of the root mean square error (CV-RMSE) $\leq 25\%$ for electricity models or $\leq 50\%$ for fuel models. Calculating avoided energy use using monthly whole facility energy consumption data often leads to high levels of statistical uncertainty. This usually occurs when the relative avoided energy use is low compared to annual consumption, so it is not possible to differentiate the impact of a specific ECM relative to normal variation in monthly energy consumption. To reduce this risk and ensure viability of whole facility M&V, pre-retrofit energy consumption data was reviewed as part of the screening process for this analysis.

⁹ The projects depicted in Table 6 are those for which statistically valid energy models were developed. Many other projects were eliminated from Option C M&V analysis due to statistically invalid models or other circumstances. COVID-19 related interruptions, which prevented gathering representative energy baseline and post-project data, was a significant factor. Conducting Option C M&V of projects implemented at sites where multiple projects were implemented around the same time was also challenging because of the difficulty of isolating the measure of interest.

Option C M&V analysis confirmed that significant energy savings accrued from each of the commonly recommended measures and project types, the level of savings realized fell below expectations. The aggregate savings realization rate for these projects was 62%, which is significantly lower than past years.¹⁰ These findings indicate the continued need

for DCAS, its consultants, and agency partners to conduct accurate estimation of pre-project energy baselines and more conservative estimates of project savings. These findings also demonstrate the need to increase the use of Option A/B M&V in the future, particularly for ECMs that are expected to have less than a 10% impact on energy use.

Table 6: Summary of M&V Findings – Option C

Measures and Impacted Energy Type	# of Projects	Initial Estimates from Audits / Proposals*			M&V Findings**			
		Est. Baseline Usage (kWh)	Est. Energy Savings (kWh)	Est. Energy Savings (%)	Normalized Baseline (kWh) ***	Modeled Savings (kWh)	Modeled Savings (%)	Savings Realization Rate (%)
Lighting Subtotal	3	624,676	200,444	32%	613,691	136,482	22%	68%
Multi-Measure Projects	3	12,761,033	6,312,645	49%	12,047,705	3,077,044	26%	49%
Comprehensive Retrofits	2	32,851,362	7,741,921	24%	31,336,805	5,619,016	18%	73%
Grand Total	8	46,237,071	14,255,010	31%	43,998,201	8,832,542	20%	62%

* Estimated/Modeled Baseline Energy Use (kWh) and Estimated/Modeled Savings (kWh) are aggregated for each measure category. Estimated Energy Savings (%) and Estimated Energy Savings (%), therefore, represent total energy savings divided by total baseline energy use.

** Indicates weighted average outcomes across all measures impacting electricity use; heating fuels.

*** Modeled electricity/fuel usage in the pre-retrofit period obtained from projecting the baseline usage to normalized temperature conditions per IPMVP protocol.

¹⁰ Savings realization rate is the ratio of actual measured savings to projected savings.

Section 4. Recommended Legislative or Administrative Actions

The authors of LL87 had the foresight to anticipate that recommendations for legislative or administrative changes to the law might be necessary, as real-world execution is not always consistent with the law's well-intentioned requirements. Since the passage of the law, DCAS has gained significant practical experience with the benefits and challenges of LL87 compliance. Based on this experience and the City's aggressive new GHG reduction targets from LL97 of 2019, DCAS is already implementing ECMs with longer payback periods than required by LL87. DCAS recommends, as it has in past LL87 annual reports, extending the time limit for implementing capital improvements relative to the filing of the related EER. Given the lead time required in the City's capital budget processes, DCAS recommends increasing the current one-year limit for implementing capital improvements to three years. This will allow the City to implement a greater number of capital measures stemming from EERs without jeopardizing the timeline for submitting EERs to DOB for LL87 compliance.

Conclusion

In light of the passage of LL97, DCAS is scaling up its work across all programs, including its audit and retro-commissioning efforts. Whereas in past years, DCAS has largely limited implementation of ECMs to those that fall under the required threshold of a seven-year simple payback period, today DCAS is implementing ECMs more aggressively, including those with significantly longer payback periods. DCAS is in the process of developing new project delivery models, including energy performance contracting and design-build procurement, to be able to more aggressively implement individual ECMs and comprehensive projects across the portfolio. Furthermore, now that DCAS is in the final year of the first 10-year cycle for LL87 compliance, it is refocusing its energy audit process from simply complying with the requirements of LL87 to using the audit process as an opportunity to scope and develop impactful projects that will then be rapidly implemented. DCAS will continue to work with consultants to refine and improve methodologies for projecting costs and energy impacts so that the City is well positioned to implement projects within available budgets and realize expected savings. Finally, DCAS will expand its M&V efforts, and in particular Option A/B, to ensure that the City is realizing expected savings to the greatest extent possible.

LL97 also requires the City to achieve far deeper GHG reductions at many of its facilities and to undertake measures that are not typically contemplated as part of an American Society of Heating,

Refrigerating and Air-conditioning Engineers Inc. (ASHRAE) Level II audit process. For example, ASHRAE Level II audits as required by LL87 do not typically examine building envelope condition or overall building thermal performance. To address this shortfall, DCAS is conducting a number of ASHRAE Level III audits for facilities that have the potential to achieve deep GHG reductions through comprehensive building upgrades or Deep Energy Retrofits. At the same time, DCAS is developing programs to implement standard ECM recommendations from past ASHRAE Level II audits with greater standardization, which will improve savings realization rates and result in faster project completions and higher overall impact.

Appendix A: EERs Submitted to DOB Pursuant to Local Law 87

Facility Name	Address	Agency	BIN	BBL	Gross Square Footage	Fiscal Year of Submission of EER to DOB
(K091, K891) Campus: K091	532 Albany Ave	DOE	3090998	3047940026	100,800	FY21
(K128, K721) Campus: K128	2075 84th St	DOE	3165232	3063290032	132,000	FY21
(K193, K952) Campus: K193	2515 Ave L	DOE	4442503	3076250001	94,800	FY21
(K261, K982) Campus: K261	314 Pacific St	DOE	3001070	3001880014	106,800	FY21
(K272, K922) Campus: K272	101-24 Seaview Ave	DOE	3235262	3083290250	96,000	FY21
(K290, K948) Campus: K290	135 Schenck Ave	DOE	3087821	3039490018	73,200	FY21
(K308, K946) Campus: K308	616 Quincy St	DOE	3044493	3016300001	141,600	FY21
(K371, K231) Campus: K371	355 37th St	DOE	3337059	3006960031	80,400	FY21
(M010, M200) Campus: M010	2581 7th Ave	DOE	1060198	1020160100	214,800	FY21
(M185, M208) Campus: M185	20 West 112th St	DOE	1051410	1015950015	60,000	FY21
(Q024, Q936) Campus: Q024	141-11 Holly Ave	DOE	4117403	4052010021	78,000	FY21
(Q052, Q960) Campus: Q052	178-37 146th Ter	DOE	4285972	4133530020	75,600	FY21
(Q055, Q865, Q953) Campus: Q055	131-10 97th Ave	DOE	4200233	4094770001	54,920	FY21
(Q079, Q766) Campus: Q079	147-27 15th Dr	DOE	4105232	4046470001	118,800	FY21

Facility Name	Address	Agency	BIN	BBL	Gross Square Footage	Fiscal Year of Submission of EER to DOB
(Q116, Q930) Campus: Q116	107-25 Wren Pl	DOE	4218416	4102500001	91,955	FY21
(Q217, Q994) Campus: Q217	85-05 144th St	DOE	4208124	4097240173	139,200	FY21
(Q485, Q487) Campus: Q485	21-27 Himrod St	DOE	4080227	4033630001	315,600	FY21
(R445, R815) Campus: R445	85 St Joseph's Ave	DOE	5026076	5011210001	294,000	FY21
(R840, R819) Campus: R840	15 Fairfield St	DOE	5061911	5045860001	64,800	FY21
(X067, X967) Campus: X067	2024 Mohegan Ave	DOE	2013142	2031230003	132,575	FY21
(X080, X910) Campus: X080	149 East Mosholu Pkwy	DOE	2018046	2033360035	138,125	FY21
(X175, X906) Campus: X175	200 City Island Ave	DOE	2082444	2056410280	56,400	FY21
Jamaica Health Center	90-37 Parsons Blvd	DOHMH	4208836	4097560006	51,740	FY21
K011	419 Waverly Ave	DOE	3332865	3019620010	99,600	FY21
K015	71 Sullivan St	DOE	3008585	3005660001	96,000	FY21
K019	325 South 3rd St	DOE	3063188	3024230001	111,600	FY21
K026	1010 Lafayette Ave	DOE	3393805	3016160001	148,800	FY21
K027	27 Huntington St	DOE	3008342	3005250001	110,400	FY21
K029	425 Henry St	DOE	3255627	3003110001	93,600	FY21
K031	75 Meserole Ave	DOE	3065299	3025950001	102,000	FY21
K035	272 McDonough St	DOE	3047054	3016740011	135,600	FY21

Facility Name	Address	Agency	BIN	BBL	Gross Square Footage	Fiscal Year of Submission of EER to DOB
K049	223 Graham Ave	DOE	3070825	3030250001	186,000	FY21
K056	170 Gates Ave	DOE	3056874	3019830010	100,800	FY21
K059	211 Throop Ave	DOE	3048546	3017490001	115,200	FY21
K061	400 Empire Blvd (S)	DOE	3337872	3013160015	168,000	FY21
K062	700 Cortelyou Rd	DOE	3126842	3053910001	159,600	FY21
K071 (JC)	215 Heyward St	DOE	3061064	3022270001	202,800	FY21
K078	1420 East 68th St	DOE	3236496	3083880002	187,200	FY21
K084	250 Berry St	DOE	3062766	3023910001	114,000	FY21
K085	510 Clermont Ave	DOE	3057521	3020080001	61,200	FY21
K095 within (K095, K951)	345 Van Sicklen St	DOE	3192661	3071230066	106,800	FY21
K096	99 Ave P	DOE	3174076	3065950033	147,600	FY21
K099	1120 East 10th St	DOE	3171478	3065350011	94,800	FY21
K108	200 Linwood St	DOE	3087131	3039260045	78,000	FY21
K110	124 Monitor St	DOE	3067144	3026880042	80,400	FY21
K132	320 Manhattan Ave	DOE	3068728	3027590001	86,400	FY21
K137	121 Saratoga Ave	DOE	3040878	3015100001	55,200	FY21
K155	1355 Herkimer St	DOE	3042263	3015520043	81,600	FY21

Facility Name	Address	Agency	BIN	BBL	Gross Square Footage	Fiscal Year of Submission of EER to DOB
K161	330 Crown St	DOE	3034181	3012970026	93,600	FY21
K177	346 Ave P	DOE	3175834	3066310001	108,000	FY21
K188	3314 Neptune Ave	DOE	3188726	3070060001	96,000	FY21
K197 (DW)	1599 East 22nd St (S)	DOE	3182169	3067690018	128,400	FY21
K199	1100 Elm Ave	DOE	3180761	3067400025	82,800	FY21
K201	8010 12th Ave	DOE	3162973	3062780022	128,400	FY21
K205	6701 20th Ave	DOE	3134749	3055710001	129,600	FY21
K207	4011 Fillmore Ave	DOE	3239388	3084840001	84,000	FY21
K210	188 Rochester Ave	DOE	3036289	3013670022	129,600	FY21
K226 (DW)	6006 23rd Ave (S)	DOE	3172071	3065490024	112,800	FY21
K227	6500 16th Ave	DOE	3133741	3055510018	146,400	FY21
K232	905 Winthrop St (S)	DOE	3099733	3046060025	146,400	FY21
K243	1580 Dean St	DOE	3035761	3013470001	110,400	FY21
K246	72 Veronica Pl	DOE	3117381	3051100025	129,665	FY21
K249	18 Marlborough Rd	DOE	3116438	3050750001	92,500	FY21
K250	108 Montrose Ave	DOE	3071199	3030600001	102,000	FY21
K256	114 Kosciusko St	DOE	3820378	3017840020	106,800	FY21

Facility Name	Address	Agency	BIN	BBL	Gross Square Footage	Fiscal Year of Submission of EER to DOB
K263	210 Chester St (N)	DOE	3081442	3035420001	157,200	FY21
K264	371 89th St	DOE	3413664	3060620141	74,452	FY21
K282	180 6th Ave	DOE	3019597	3009500024	104,400	FY21
K298	85 Watkins St	DOE	3080768	3035070007	97,200	FY21
K306 (JC)	970 Vermont St	DOE	3097873	3043920001	112,800	FY21
K316	750 Classon Ave	DOE	3029246	3011670018	99,600	FY21
K320 (DW)	46 McKeever Pl (S)	DOE	3034356	3013010001	189,600	FY21
K335	130 Rochester Ave (N)	DOE	3035887	3013550023	122,400	FY21
K366	965 East 107th St	DOE	3396940	3082150012	65,203	FY21
K390	1224 Park Pl	DOE	3036405	3013700029	180,000	FY21
K395	1001 East 45th St	DOE	3114526	3050220002	150,000	FY21
K398	60 East 94th St	DOE	3323072	3045950015	141,600	FY21
K564	153 35th St	DOE	3394175	3006880026	188,400	FY21
K590	1186 Carroll St	DOE	3348092	3012890025	126,000	FY21
K610	50 Bedford Ave	DOE	3066698	3026700001	172,800	FY21
K615	1 Wells St	DOE	3327249	3041550075	212,400	FY21
K798	696 Jamaica Ave	DOE	3397004	3041020019	105,825	FY21

Facility Name	Address	Agency	BIN	BBL	Gross Square Footage	Fiscal Year of Submission of EER to DOB
K807	109 Bay 14th St	DOE	3392297	3063990026	106,700	FY21
M002	122 Henry St	DOE	1003248	1002730001	109,300	FY21
M007	160 East 120th St	DOE	1083501	1017680021	102,200	FY21
M009	100 West 84th St	DOE	1032119	1012140029	105,725	FY21
M011	320 West 21st St	DOE	1013260	1007440024	115,300	FY21
M013	1573 Madison Ave	DOE	1051515	1016120050	180,175	FY21
M020	166 Essex St	DOE	1004325	1003550001	110,400	FY21
M040	319 East 19th St	DOE	1020513	1009250012	114,125	FY21
M052	650 Academy St	DOE	1076776	1022330020	164,575	FY21
M058	317 West 52nd St	DOE	1025241	1010430022	64,480	FY21
M064	600 East 6th St	DOE	1004627	1003870001	160,975	FY21
M070	333 West 17th St	DOE	1079152	1007410010	180,175	FY21
M079	55 East 120th St	DOE	1053968	1017470001	105,700	FY21
M087	160 West 78th St	DOE	1030196	1011490007	106,800	FY21
M089	201 Warren St	DOE	1085459	1000160220	114,125	FY21
M097	525 East Houston St	DOE	1004062	1003250025	85,300	FY21
M114	331 East 91st St	DOE	1087665	1015540023	79,020	FY21

Facility Name	Address	Agency	BIN	BBL	Gross Square Footage	Fiscal Year of Submission of EER to DOB
M118	154 West 93rd Street	DOE	1032522	1012230005	168,175	FY21
M125	425 West 123rd St	DOE	1059526	1019640012	160,925	FY21
M143	511 West 182nd St	DOE	1063703	1021550035	183,170	FY21
M144	134 West 122nd St	DOE	1057683	1019060011	94,425	FY21
M154	250 West 127th St	DOE	1058671	1019320010	108,100	FY21
M155	319 East 117th St	DOE	1052986	1016890005	104,500	FY21
M167	220 East 76th St	DOE	1044058	1014300005	188,400	FY21
M178	12-18 Ellwood St	DOE	1064128	1021710036	66,266	FY21
M180	370 West 120th St	DOE	1059111	1019460001	99,680	FY21
M189	2580 Amsterdam Ave	DOE	1076750	1021590051	134,387	FY21
M191	210 West 61st St	DOE	1030320	1011520029	90,080	FY21
M218	4600 Broadway	DOE	1076756	1021720016	210,000	FY21
M263	202 Sherman Ave	DOE	1081910	1022260041	87,609	FY21
M267	213 East 63rd St	DOE	1087680	1014180007	50,060	FY21
M470	145 West 84th St	DOE	1032128	1012150001	311,000	FY21
M480	317 East 67th St	DOE	1083343	1014420001	361,820	FY21
M844	400 1st Ave	DOE	1022052	1009550001	68,480	FY21

Facility Name	Address	Agency	BIN	BBL	Gross Square Footage	Fiscal Year of Submission of EER to DOB
M876	501 West 165th St	DOE	1085733	1021230045	74,690	FY21
Q017	28-37 29th St	DOE	4007663	4005940001	118,900	FY21
Q018	86-35 235 Ct	DOE	4166561	4079550002	68,400	FY21
Q041 within (Q041, Q728)	214-43 35th Ave	DOE	4135975	4061210001	81,600	FY21
Q053	10-45 Nameoke St	DOE	4298234	4155570025	196,975	FY21
Q068	59-09 St. Felix Ave	DOE	4437837	4035790001	86,500	FY21
Q076	36-36 10th St	DOE	4004331	4003540001	118,800	FY21
Q082	88-02 144th St	DOE	4206905	4096840008	68,460	FY21
Q088	60-85 Catalpa Ave	DOE	4085173	4035340012	57,843	FY21
Q108	108-10 109th Ave	DOE	4247572	4114750011	164,575	FY21
Q112	25-05 37th Ave	DOE	4004170	4003440001	79,325	FY21
Q118	190-20 109th Rd	DOE	4233850	40109260050	82,900	FY21
Q124	129-15 150th Ave	DOE	4257530	4118820001	117,680	FY21
Q137	109-15 98th St	DOE	4467457	4091720001	181,675	FY21
Q142 within (Q142, Q875)	142-10 Linden Blvd	DOE	4259200	4119720070	145,200	FY21
Q179	196-35 Peck Ave	DOE	4153407	4071280010	129,725	FY21
Q189	144-80 Barclay Ave	DOE	4114763	4050510027	168,125	FY21

Facility Name	Address	Agency	BIN	BBL	Gross Square Footage	Fiscal Year of Submission of EER to DOB
Q190	68-17 Austin St	DOE	4075214	4031720002	147,725	FY21
Q196	71-25 113th St	DOE	4052713	4022480100	77,080	FY21
Q197	825 Hicksville Rd	DOE	4298856	4155970001	92,500	FY21
Q201	65-11 155th St	DOE	4146992	4067920100	87,725	FY21
Q208	74-30 Commonwealth Blvd	DOE	4529898	4078700070	87,600	FY21
Q212	34-85 82nd St	DOE	4437128	4014430019	94,900	FY21
Q221	57-40 Marathon Pkwy	DOE	4171759	4082760620	94,880	FY21
Q227	32-02 Junction Blvd	DOE	4034891	4014230001	212,575	FY21
Q229	67-25 51st Rd	DOE	4440274	4024230001	132,175	FY21
Q230	34-01 73rd St	DOE	4028931	4012600001	100,880	FY21
Q253	1307 Central Ave	DOE	4297972	4155410001	98,366	FY21
Q260	40-20 100th St	DOE	4040271	4016080058	110,000	FY21
Q268	92-07 175th St	DOE	4217573	4102150001	100,206	FY21
Q276	108-29 155th St	DOE	4864928	4101440047	84,000	FY21
Q277	153-27 88th Ave	DOE	4594831	4097630023	100,500	FY21
Q400	156-10 Baisley Blvd	DOE	4265978	4122610001	279,357	FY21
Q425, Q426, and Q951	63-25 Main Street	DOE	4439900	4065070001	333,250	FY21

Facility Name	Address	Agency	BIN	BBL	Gross Square Footage	Fiscal Year of Submission of EER to DOB
Q445 within (Q445, Q446, Q949)	48-10 31st Ave	DOE	4013655	4007380002	334,220	FY21
Q570 (not in schedule)	35-12 35th Ave	DOE	4009594	4006390016	128,400	FY21
Q650	94-06 104th St	DOE	4438609	4093810044	149,900	FY21
Q690	116-01 Guy Brewer Blvd	DOE	4464077	4123350049	197,423	FY21
Q695 (BBL INFO FOR HHC PROPERTY!)	160-20 Goethals Ave	DOE	4442432	4068580001	143,000	FY21
Q744	45-10 94th St	DOE	4437166	4016000061	183,600	FY21
Q849	976 Seneca Ave	DOE	4085922	4035630023	169,375	FY21
R004	200 Nedra Ln	DOE	5079499	5060250030	159,775	FY21
R007	1270 Huguenot Ave	DOE	5082345	5065440001	212,547	FY21
R023	30 Natick St	DOE	5059927	5043730001	79,375	FY21
R024	225 Cleveland Ave	DOE	5065854	5051530108	206,951	FY21
R027	11 Clove Lake Pl	DOE	5008403	5003080001	192,175	FY21
R030	200 Wardell Ave	DOE	5113069	5004230009	96,100	FY21
R034	528 Academy Ave	DOE	5088090	5078940001	128,525	FY21
R042	380 Genesee Ave	DOE	5074394	5056050001	63,080	FY21
R049	101 Warren St	DOE	5014184	5005560080	163,200	FY21

Facility Name	Address	Agency	BIN	BBL	Gross Square Footage	Fiscal Year of Submission of EER to DOB
R050	200 Adelaide Ave	DOE	5063495	5047160060	99,700	FY21
R055	54 Osborne St	DOE	5069075	5053360001	80,825	FY21
R057	140 Palma Dr	DOE	5043519	5028880040	129,725	FY21
R072	33 Ferndale Ave	DOE	5037524	5023640001	209,050	FY21
R455	100 Luten Ave	DOE	5082634	5066130001	512,650	FY21
R600	290 St Marks Pl	DOE	5000314	5000190004	175,202	FY21
X011	1257 Ogden Ave	DOE	2003519	2025290081	81,680	FY21
X018	502 Morris Ave	DOE	2000816	2023240008	84,000	FY21
X043	165 Brown Pl	DOE	2000205	2022800040	116,460	FY21
X072	2951 Dewey Ave	DOE	2077162	2054400001	121,325	FY21
X074	730 Bryant Ave	DOE	2006566	2027630279	166,975	FY21
X075	984 Faile St	DOE	2006079	2027470001	130,925	FY21
X079	125 East 181st St	DOE	2013849	2031700001	182,400	FY21
X095	3961 Hillman Ave	DOE	2015472	2032520182	172,800	FY21
X098	1619 Boston Rd	DOE	2009867	2029390093	171,725	FY21
X100	800 Taylor Ave	DOE	2022550	2036410001	97,280	FY21
X108 (not in schedule)	1166 Neil Ave	DOE	2048608	2042750001	50,400	FY21

Facility Name	Address	Agency	BIN	BBL	Gross Square Footage	Fiscal Year of Submission of EER to DOB
X113	3710 Barnes Ave	DOE	2058396	2046750020	186,175	FY21
X115	120 East 184th St	DOE	2013899	2031720046	133,325	FY21
X147	1600 Webster Ave	DOE	2009400	2028970005	199,200	FY21
X148	1910 Sedgwick Ave	DOE	2096465	2032220100	188,575	FY21
X149	360 East 145th St	DOE	2097038	2023060054	159,600	FY21
X151 within (X151, X156)	250 East 156 St	DOE	2001036	2024430190	171,000	FY21
X156 within (X151, X156) (not in schedule)	750 Concourse Village West	DOE	2002454	2024430079	114,000	FY21
X189	3441 Steenwick Ave	DOE	2115403	2052630115	129,600	FY21
X193	1919 Prospect Ave	DOE	2094582	2029510032	210,175	FY21
X194	1301 Zerega Ave	DOE	2103494	2038340070	210,299	FY21
X206	2280 Aqueduct Ave	DOE	2086823	2032090001	50,400	FY21
X229 (2019 B - LEASED?)	275 Harlem River Park Bridge	DOE	2009253	2028820130	186,000	FY21
X235	1220 Gerard Ave	DOE	2097130	2024800008	125,583	FY21
X340	25 West 195th St	DOE	2101862	2032470015	67,632	FY21
X360	2880 Kingsbridge Ter	DOE	2103864	2032530341	67,280	FY21
X660	2474 Crotona Ave	DOE	2012887	2031040007	166,975	FY21

Facility Name	Address	Agency	BIN	BBL	Gross Square Footage	Fiscal Year of Submission of EER to DOB
X790 (X527, X547,X548)	730 Concourse Village West	DOE	2103486	2024430078	279,045	FY21
X839	50 Antin Pl	DOE	2048811	2042900048	63,330	FY21
City Hall Campus: City Hall	City Hall Park	DCAS	1079147	1001220001	54800	FY20
Construction Shops	390 Kent Ave	DCAS	3063635	3024670001	107450	FY20
Court Square Building	2 Lafayette St	DCAS	1001672	1001550001	363309	FY20
(K213, K893) Campus: K213	580 Hegeman Ave	DOE	3097334	3043240001	86400	FY20
K012	430 Howard Avenue	DOE	3039174	3014570032	119243	FY20
K014	2424 Batchelder St	DOE	3203617	3074240001	166800	FY20
K023	545 Willoughby Ave	DOE	3048818	3017590013	117600	FY20
K046	100 Clermont Ave	DOE	3058088	3020450011	99600	FY20
K069	6302 9th Ave	DOE	3387646	3057350032	101690	FY20
K097 within (K097, K937)	1855 Stillwell Ave	DOE	3177680	3066670024	86989	FY20
K111	35 Starr St	DOE	3072497	3031850001	193200	FY20
K172	825 4th Ave	DOE	3009847	3006690001	56400	FY20
K178	2163 Dean St	DOE	3038718	3014400056	93600	FY20
K233	9301 Ave B	DOE	3104990	3047530001	115200	FY20

Facility Name	Address	Agency	BIN	BBL	Gross Square Footage	Fiscal Year of Submission of EER to DOB
K237	50 Ave P	DOE	3396829	3066180001	133624	FY20
K242	10001 Flatlands Ave	DOE	3229773	3081880001	96000	FY20
K252	1084 Lenox Rd	DOE	3101840	3046690037	110400	FY20
K255	1866 East 17th St	DOE	3184034	3068210123	91200	FY20
K259	7305 Fort Hamilton Pkwy	DOE	3148031	3059230001	139197	FY20
K260	875 Williams Ave	DOE	3229155	3081580035	85200	FY20
K405	2893 Bedford Ave (S)	DOE	3205788	3075530041	282690	FY20
K486	1171 65th St	DOE	3142008	3057450029	93600	FY20
M015	333 East 4th St	DOE	1004415	1003740020	72080	FY20
M034	730 East 12th St	DOE	1004564	1003810038	66080	FY20
M083	219 East 109th St	DOE	1052436	1016590012	94900	FY20
M101	141 East 111th St	DOE	1081346	1016390003	142925	FY20
M102	315 East 113th St	DOE	1081366	1016840101	82880	FY20
M108	1615 Madison Ave	DOE	1051584	1016140021	105725	FY20
M130	143 Baxter St	DOE	1003086	1002360038	95145	FY20
M175	175 West 134th St	DOE	1058248	1019190006	102175	FY20

Facility Name	Address	Agency	BIN	BBL	Gross Square Footage	Fiscal Year of Submission of EER to DOB
M176	4862 Broadway	DOE	1064900	1022340007	91300	FY20
M276	55 Battery Pl	DOE	1087945	1000160040	104400	FY20
Q050 within (Q050, Q850)	143-26 101st Ave	DOE	4214461	4100240012	75680	FY20
Q072	133-25 Guy Brewer	DOE	4270059	4124950270	176600	FY20
Q113	87-21 79th Ave	DOE	4094055	4038460040	97200	FY20
Q134 within (Q134, Q835)	203-06 109th Ave	DOE	4440330	4109060001	82925	FY20
Q138	125-1 Weller Ave	DOE	4288640	4135780001	92639	FY20
Q160 within (Q160, Q958)	109-59 Inwood St	DOE	4258143	4119420302	86925	FY20
Q169	18-25 212th St	DOE	4131147	4058650050	92575	FY20
Q206 within (Q206, Q956)	61-21 97th Pl	DOE	4050414	4020830123	78280	FY20
Q263	222-22 Jamaica Ave	DOE	4231378	4108130005	106800	FY20
Q270	233-15 Merrick Blvd	DOE	4529511	4129730001	87528	FY20
Q520	45-35 Van Dam St	DOE	4003442	4002490001	70000	FY20
R022	1860 Forest Ave	DOE	5107239	5017060001	118925	FY20
R029	1581 Victory Blvd	DOE	5009028	5003310001	74400	FY20
R032	232 Barlow Ave	DOE	5070651	5054440012	110400	FY20
R036	255 Ionia Ave	DOE	5107742	5062620012	99700	FY20

Facility Name	Address	Agency	BIN	BBL	Gross Square Footage	Fiscal Year of Submission of EER to DOB
R039	71 Sand Ln	DOE	5045488	5030970014	51680	FY20
R054	1060 Willowbrook Rd	DOE	5034476	5019870104	88800	FY20
R058	77 Marsh Ave	DOE	5145698	5024500305	107125	FY20
R861	280 Regis Dr	DOE	5032481	5016530001	107918	FY20
X004	1701 Fulton Ave	DOE	2009659	2029300001	127325	FY20
X016	4550 Carpenter Ave	DOE	2070894	2050760031	52800	FY20
X035	261 East 163rd St	DOE	2101573	2024460043	54175	FY20
X055	450 St. Paul's Pl	DOE	2009463	2029020001	147725	FY20
X061	1550 Crotona Park East	DOE	2009865	2029390045	92500	FY20
X065	677 East 141st St	DOE	2003834	2025710001	91300	FY20
X082	1700 Macombs Rd	DOE	2008460	2028660070	107125	FY20
X094 (in the same BBL with X361)	3530 Kings College Pl	DOE	2018628	2033560042	88739	FY20
X114	1155 Cromwell Ave	DOE	2003022	2024950100	82925	FY20
X116	977 Fox St	DOE	2005660	2027140004	208975	FY20
X126	175 West 166th St	DOE	2003495	2025260083	105700	FY20
X132	1245 Washington Ave	DOE	2001619	2023900001	117725	FY20
X134 within (X134, X834)	1330 Bristow St	DOE	2010273	2029650082	111224	FY20

Facility Name	Address	Agency	BIN	BBL	Gross Square Footage	Fiscal Year of Submission of EER to DOB
X140 within (X140, X840)	916 Eagle Ave	DOE	2004469	2026270009	111269	FY20
X160	4140 Hutchinson River Park East	DOE	2072352	2051350200	147600	FY20
X161	628 Tinton Ave	DOE	2004773	2026640029	104525	FY20
X254	2452 Washington Ave	DOE	2103863	2030580003	82880	FY20
X981	1840 Bogart Ave	DOE	2117664	2041250015	61280	FY20
Washington Heights Health Center	600 West 168th St	DOHMH	1063379	1021380024	51050	FY20
X152	1007 Evergreen Ave	DOE	2023336	2037110001	109,300	FY19
K217	1100 Newkirk Ave	DOE	3121072	3052320001	135,725	FY19
M490	122 Amsterdam Ave	DOE	1030343	1011570025	524,950	FY19
M166	132 West 89th St	DOE	1032308	1012190047	87,680	FY19
M088	215 West 114th St	DOE	1055204	1018300019	208,925	FY19
Q247	69-10 65th Dr	DOE	4070445	4030270037	67,423	FY19
X092	700 East 179th St	DOE	2012620	2030920014	104,500	FY19
X021	715 East 225th St	DOE	2063435	2048390039	90,080	FY19
Q069 and Q869	77-02 37th Ave	DOE	4029892	4012880001	112,900	FY19
R019 and R817	780 Post Ave	DOE	5006175	5002270024	75,070	FY19

Facility Name	Address	Agency	BIN	BBL	Gross Square Footage	Fiscal Year of Submission of EER to DOB
X022	270 East 167th St	DOE	2002410	2024380050	158,575	FY19
X470	701 St. Ann's Ave	DOE	2001153	2023590240	122,925	FY19
Q475 within (Q475,Q944)	89-30 114th St	DOE	4195688	4093210001	224,360	FY19
R061	445 Castleton Ave	DOE	5002227	5001000100	206,500	FY19
R075	455 Huguenot Ave	DOE	5079651	5060500002	198,175	FY19
K005	820 Hancock St	DOE	3039906	3014900001	108,100	FY19
K021	180 Chauncey St	DOE	3047914	3016920017	109,325	FY19
K150	364 Sackman St	DOE	3084012	3037440009	114,100	FY19
Q099	82-37 Kew Gardens Rd	DOE	4080168	4033600001	74,500	FY19
X020	3050 Webster Ave	DOE	2086851	2033300001	156,125	FY19
X117	1865 Morris Ave	DOE	2007902	2028270001	136,025	FY19
K032	317 Hoyt St	DOE	3007326	3004370001	95,580	FY19
K258	141 Macon St	DOE	3053075	3018450001	170,525	FY19
K277	2529 Gerritsen Ave	DOE	3242369	3085900650	62,480	FY19
Q060	91-02 88th Ave	DOE	4184144	4089290058	108,100	FY19
Q194	154-60 17th Ave	DOE	4107342	4047290001	153,725	FY19
X150	920 East 167th St	DOE	2005681	2027170005	114,175	FY19

Facility Name	Address	Agency	BIN	BBL	Gross Square Footage	Fiscal Year of Submission of EER to DOB
K040	265 Ralph Ave	DOE	3041214	3015180001	121,325	FY19
K050	183 South 3rd St	DOE	3063128	3024190001	138,175	FY19
Q008	108-35 167th St	DOE	4216655	4101780001	187,375	FY19
Q037	179-37 137th Ave	DOE	4279864	4129930118	105,725	FY19
Q162	201-02 53rd Ave	DOE	4159363	4074100001	194,480	FY19
Q200	70-10 164th St	DOE	4146990	4067890001	68,080	FY19
X052	681 Kelly St	DOE	2005133	2026860020	164,500	FY19
K058	330 Smith St	DOE	3007547	3004490015	133,325	FY19
K257	60 Cook St	DOE	3071571	3031140011	106,925	FY19
K262	500 Macon St	DOE	3046876	3016710019	98,575	FY19
K288	2950 West 25th St	DOE	3189538	3070540045	98,480	FY19
K293	284 Baltic St	DOE	3006401	3004020001	189,725	FY19
K296	125 Covert St	DOE	3079027	3034160001	188,575	FY19
K327	111 Bristol St	DOE	3081032	3035200008	157,475	FY19
K332	51 Christopher Ave	DOE	3083608	3036930001	114,100	FY19
R041	216 Clawson St	DOE	5052791	5036450007	78,100	FY19
M033	281 9th Ave	DOE	1012829	1007240023	83,100	FY19

Facility Name	Address	Agency	BIN	BBL	Gross Square Footage	Fiscal Year of Submission of EER to DOB
M041	116 West 11th St	DOE	1010543	1006060049	97,300	FY19
M057	176 East 115th St	DOE	1083184	1016400139	109,300	FY19
M187	349 Cabrini Blvd	DOE	1064371	1021790365	80,480	FY19
M194	242 West 144th St	DOE	1060432	1020290011	90,080	FY19
X001	335 East 152nd St	DOE	2001881	2024110119	115,375	FY19
X012	2555 Tratman Ave	DOE	2041864	2039830001	84,100	FY19
X014 within (X014, X947)	3041 Bruckner Blvd	DOE	2072754	2053130092	61,200	FY19
X023	2151 Washington Ave	DOE	2090472	2030370079	90,031	FY19
X036	1070 Castle Hill Ave	DOE	2026706	2038170001	85,260	FY19
X048	1290 Spofford Ave	DOE	2006680	2027660001	102,060	FY19
X059	2185 Bathgate Ave	DOE	2011538	2030490037	82,880	FY19
X060	888 Rev. J.A. Polite Ave	DOE	2005348	2026960085	135,700	FY19
X062	660 Fox St	DOE	2005089	2026830065	94,880	FY19
X070 within (X070, X870)	1691 Weeks Ave	DOE	2007387	2027930028	173,789	FY19
X077 within (X077, X976, X982)	1250 Ward Ave	DOE	2088553	2037750025	130,975	FY19
X081	5550 Riverdale Ave	DOE	2084806	2058501550	74,460	FY19

Facility Name	Address	Agency	BIN	BBL	Gross Square Footage	Fiscal Year of Submission of EER to DOB
X087 within (X087, X945)	1935 Bussing Ave	DOE	2069061	2050180001	58,260	FY19
X091 within (X091, X891)	2200 Aqueduct Ave	DOE	2094683	2032070040	86,656	FY19
X099	1180 Rev. J.A. Polite Ave	DOE	2005276	2026920014	92,400	FY19
X105 within (X105, X935)	725 Brady Ave	DOE	2048794	2042880001	112,900	FY19
X106 within (X106, X913)	2120 St Raymond Ave	DOE	2041211	2039460007	101,440	FY19
X122 within (X122, X822)	260 West Kingsbridge Rd	DOE	2096486	2032390041	103,325	FY19
X130	750 Prospect Ave	DOE	2005168	2026880001	81,680	FY19
X138 within (X138, X938)	2060 Lafayette Ave	DOE	2022289	2036090016	88,375	FY19
X042	1537 Washington Ave	DOE	2009466	2029030023	78,175	FY19
M121	232 East 103rd St	DOE	1052384	1016520016	85,280	FY19
M133	2121 5th Ave	DOE	1054276	1017550001	81,680	FY19
M096	216 East 120th St	DOE	1074333	1017840012	94,900	FY19
M190	311 East 82nd St	DOE	1049876	1015450005	50,700	FY19
X007	3201 Kingsbridge Ave	DOE	2083564	2057560195	84,100	FY19
X024	660 West 236th St	DOE	2085869	2059170140	115,325	FY19
X097 within (X097, X917, X997)	1375 Mace Ave	DOE	2052739	2044740001	55,080	FY19
X119 within (X119, X915)	1075 Pugsley Ave	DOE	2025696	2037890021	67,525	FY19

Facility Name	Address	Agency	BIN	BBL	Gross Square Footage	Fiscal Year of Submission of EER to DOB
X006 within (X006, X936)	1000 East Tremont Ave	DOE	2010892	2030050010	108,480	FY19
X044	1825 Prospect Ave	DOE	2009957	2029490064	72,080	FY19
X050	1550 Vyse Ave	DOE	2010786	2029960010	88,900	FY19
X090 within (X090, X890)	1116 Sheridan Ave	DOE	2002745	2024560100	124,900	FY19
M093	501-503 West 152nd St	DOE	1087824	1020840129	80,600	FY19
X003	2100 Lafontaine Ave	DOE	2099356	2030620043	96,080	FY19
X722	2697 Westchester Ave	DOE	2045725	2041330200	78,000	FY19
M111	440 West 53rd St	DOE	1026740	1010620003	108,080	FY19
X002	1365 Fulton Ave	DOE	2009617	2029250056	91,300	FY19
K001 within (K001, K881)	309 47th St	DOE	3011821	3007550022	120,000	FY19
K003	50 Jefferson Ave	DOE	3057406	3019980001	100,800	FY19
K006	43 Snyder Ave	DOE	3117230	3051030079	81,600	FY19
K044	432 Monroe St	DOE	3051540	3018210001	98,400	FY19
K119	3829 Ave K	DOE	3215816	3077860001	62,400	FY19
K157	850 Kent Ave	DOE	3054671	3018970013	122,400	FY19
K183	76 Riverdale Ave	DOE	3082253	3035970011	93,600	FY19
K184	273 Newport St	DOE	3082391	3036060001	94,800	FY19

Facility Name	Address	Agency	BIN	BBL	Gross Square Footage	Fiscal Year of Submission of EER to DOB
K198 within (K198, K983)	4105 Farragut Rd	DOE	3113388	3049880066	79,480	FY19
K221 within (K221, K892)	791 Empire Blvd	DOE	3038372	3014230014	96,080	FY19
Q009	58-74 57th St	DOE	4059130	4026310106	54,060	FY19
Q084	22-45 41st St	DOE	4015334	4007940017	58,880	FY19
Q095 within (Q095, Q910)	179-01 90th Ave	DOE	4446042	4099140001	114,325	FY19
Q130	200-01 42nd Ave	DOE	4137034	4062030001	76,800	FY19
Q164	138-01 77th Ave	DOE	4142980	4066060002	90,060	FY19
Q172	81-14 257th St	DOE	4178464	4087310004	160,975	FY19
Q175	64-35 102nd St	DOE	4051200	4021280014	98,500	FY19
Q176 within (Q176, Q992)	120-45 235th St	DOE	4276382	4128200001	74700	FY19
Q186	252-12 72nd Ave	DOE	4173640	4084010375	92575	FY19
Q199 within (Q199, Q938)	39-20 48th Ave	DOE	4002915	4002060003	86518	FY19
Q215	535 Briar Pl	DOE	4301194	4157720031	92500	FY19
Q220	62-10 108th St	DOE	4051290	4021430001	76975	FY19
Q223	125-20 Sutphin Blvd	DOE	4261713	4120510001	122575	FY19
Q595 within (Q595, Q969)	162-02 Hillside Ave	DOE	4209031	4097680022	56560	FY19
R014	100 Tompkins Ave	DOE	5014176	5005450110	96327	FY19

Facility Name	Address	Agency	BIN	BBL	Gross Square Footage	Fiscal Year of Submission of EER to DOB
K105	1031 59th St	DOE	3140612	3057020001	130800	FY19
K160 within (K160, K521)	5105 Fort Hamilton Pkwy	DOE	3138276	3056530021	118800	FY19
Q140 within (Q140, Q954)	116-01 116th Ave	DOE	4267260	4123410031	90480	FY19
Q156 within (Q156, Q957)	229-02 137th Ave	DOE	4283015	4131700012	99090	FY19
K206	2200 Gravesend Neck Rd	DOE	3201080	3073810201	130800	FY19
K130	70 Ocean Pkwy	DOE	3124019	3053190001	60000	FY19
Q127	98-01 25th Ave	DOE	4024487	4011090016	111725	FY19
Q135	207-11 89th Ave	DOE	4225816	4105820016	120125	FY19
Q152	33-52 62nd St	DOE	4027102	4011840014	116431	FY19
K212	87 Bay 49th St	DOE	3187407	3069170001	96000	FY19
Q165	70-35 150th St	DOE	4144881	4066970012	98500	FY19
R003	80 South Goff Ave	DOE	5083311	5067960044	83850	FY19
K048	6015 18th Ave	DOE	3132140	3055190001	72000	FY19
K208 within (K208, K972)	4801 Ave D	DOE	3105680	3047690025	90000	FY19
K244	5404 Tilden Ave	DOE	3104513	3047390001	154800	FY19
K313	283 Adams St	DOE	3331741	3001400010	133200	FY19
K485 within (K485, K977)	350 67th St	DOE	3144482	3058500030	144300	FY19

Facility Name	Address	Agency	BIN	BBL	Gross Square Footage	Fiscal Year of Submission of EER to DOB
K151	763 Knickerbocker Ave	DOE	3078654	3034060001	67200	FY19
Q013	55-01 94th St	DOE	4437297	4019010040	214800	FY19
Q061	98-50 50th Ave	DOE	4046834	4018910032	237892	FY19
Q177 within (Q177, Q979)	56-37 188th St	DOE	4128231	4056740002	69680	FY19
Q811	61-25 Marathon Pkwy	DOE	4173060	4083610001	70925	FY19
Q166	33-09 35th Ave	DOE	4008220	4006100001	126125	FY19
Q139	93-06 63rd Dr	DOE	4072457	4030950050	80500	FY19
Confidential Location	Confidential Address	DHS	1004651	1003870049	50478	FY19
Morrisania Health Ctr	1309 Fulton Ave	DOHMH	2009620	2029250080	51434	FY19
K235 within (K235, K835, K980)	525 Lenox Rd	DOE	3107846	3048440001	125583	FY19
Q042	488 Beach 66th St	DOE	4302817	4160390014	145200	FY19
Q043 within (Q043, Q920)	160 Beach 29th St	DOE	4467711	4158200001	167480	FY19
Q085	23-70 31st St	DOE	4017485	4008420031	70800	FY19
K239	2401 Neptune Ave	DOE	3188221	3069650140	186000	FY19
K136	1664 Benson Ave	DOE	3167623	3063990026	144000	FY19
City Planning Building	22 Reade St	DCAS	1078613	1001540023	99000	FY19
Tremont Health Center	1826 Arthur Ave	DOHMH	2009891	2029450018	50216	FY19

Facility Name	Address	Agency	BIN	BBL	Gross Square Footage	Fiscal Year of Submission of EER to DOB
K054	195 Sanford St	DOE	3049020	3017650015	96000	FY19
X843	2641 Grand Concourse	DOE	2013830	2031680027	74480	FY19
K100	2951 West 3rd St	DOE	3196595	3072810001	93600	FY19
X154	333 East 135th St	DOE	2097030	2022980001	105725	FY19
K169	4305 7th Ave	DOE	3011002	3007320001	123600	FY19
K163	1664 Benson Ave	DOE	3167623	3063990026	66000	FY19
K154	1625 11th Ave	DOE	3121871	3052570001	52800	FY19
K284	220 Watkins St	DOE	3081460	3035440135	110400	FY19
K304	280 Hart St	DOE	3049420	3017730014	109200	FY19
(Q174, Q935) Campus: Q174 (LL84)	65-10 Dieterle Crescent	DOE	4073904	4031340024	85200	FY19
K270 (LL84)	241 Emerson Pl	DOE	3331567	3019230001	86400	FY19
K845	330 18th St	DOE	3331274	3008800001	102125	FY19
K088 (LL84)	544 7th Ave	DOE	3331276	3008800001	170400	FY19
K166 (LL84)	800 Van Siclen Ave	DOE	3097675	3043490050	171600	FY19
K281 (LL84)	8787 24th Ave	DOE	3186626	3068910001	183600	FY19
K271 (LL84)	1137 Herkimer St	DOE	3042157	3015500001	228000	FY19

Facility Name	Address	Agency	BIN	BBL	Gross Square Footage	Fiscal Year of Submission of EER to DOB
(K209, K941) Campus: K209 (LL84)	2609 East 7th St	DOE	3196224	3072440001	82800	FY19
Q184	163-15 21st Rd	DOE	4129072	4057560001	68400	FY19
Confidential Location	Confidential Address	DHS	2027459	3036990001	55,976	FY18
Confidential Location	Confidential Address	DHS	2094549	3014720001	60,000	FY18
NYPD Precinct 24th	151 West 100th St	NYPD	2025622	1018550005	74,000	FY18
K229	1400 Benson Ave	DOE	2028640	3063910024	109,817	FY18
M090	21 Jumel Pl	DOE	2007603	1021120058	193,375	FY18
Confidential Location	Confidential Address	DHS	2086808	1017450005	65,510	FY18
X279	2100 Walton Ave	DOE	2094729	2031780014	93,516	FY18
X009 and X930	250 East 183rd St	DOE	2074045	2031500010	185,360	FY18
M173	306 Fort Washington Ave	DOE	2094734	1021420154	135,965	FY18
Confidential Location	Confidential Address	DHS	2046140	3016490001	235,200	FY18
Q214	31-15 140th St	DOE	2097990	4044130020	72,080	FY18
K158	400 Ashford St	DOE	2009540	3040150001	100,880	FY18
M183	419 East 66th St	DOE	2021923	1014610007	65,287	FY18
M003	490 Hudson St	DOE	2051571	1005850041	121,280	FY18
K540 and K541 and K722	50 Ave X	DOE	1005645	3071850020	367,395	FY18

Facility Name	Address	Agency	BIN	BBL	Gross Square Footage	Fiscal Year of Submission of EER to DOB
M465, M466, and M965	549 Audubon Ave	DOE	2088552	1021600018	337,260	FY18
K180	5601 16th Ave	DOE	1055911	3054920001	130,975	FY18
K149	700 Sutter Ave	DOE	4438731	3037740016	111,660	FY18
K241 and K840	976 President St	DOE	2021972	3011880001	88,400	FY18
K145	100 Noll St	DOE	3048352	3031530011	120,100	FY18
K286	2525 Haring St	DOE	1063947	3074470001	88,900	FY18
K515	6565 Flatlands Ave	DOE	1051497	3079980005	436,250	FY18
Q049	79-15 Penelope Ave	DOE	1055111	4029900045	86,100	FY18
M131	100 Hester St	DOE	3095254	1003010003	207,109	FY18
M063	121 East 3rd St	DOE	4004419	1004310014	102,080	FY18
M234	292 Greenwich St	DOE	3182721	1001420001	84,903	FY18
K093	31 New York Ave	DOE	1062636	3018680007	92,480	FY18
K147	325 Bushwick Ave	DOE	2062883	3030910001	170,575	FY18
X041	3352 Olinville Ave	DOE	4031853	2046240015	85,280	FY18
K380	370 Marcy Ave	DOE	1081842	3022360009	155,529	FY18
K041	411 Thatford Ave	DOE	2090448	3036040001	109,325	FY18
Q721	41-15 104th St	DOE	1062792	4019850001	151,375	FY18

Facility Name	Address	Agency	BIN	BBL	Gross Square Footage	Fiscal Year of Submission of EER to DOB
M006	45 East 81st St	DOE	4014094	1014930021	91,300	FY18
Q237	46-21 Colden St	DOE	4149078	4051470001	184,975	FY18
Q102	55-24 Van Horn St	DOE	2049999	4028790031	133,720	FY18
K275	985 Rockaway Ave	DOE	1083359	3036360007	190,975	FY18
X420, X421, and X423	1300 Boynton Ave	DOE	2054933	2038640001	304,975	FY18
X109 and X899	1771 Popham Ave	DOE	3031050	2028770393	99,512	FY18
X205	2475 Southern Blvd	DOE	5106483	2031150021	66,080	FY18
X405 and X406	3000 East Tremont Ave	DOE	5037541	2053680001	418,550	FY18
X037	360 West 230th St	DOE	5128148	2057160725	68,050	FY18
115 Chrystie Street Office Building	115 Chrystie St	DCAS	5131697	1004230022	55,000	FY18
Confidential Location	Confidential Address	DHS	5007417	2037520013	60,000	FY18
M506	140 West 102nd St	DOE	1001394	1018550009	102,100	FY18
Queens Family Court	151-02 Jamaica Ave	DCAS	1001670	4100930001	291,000	FY18
X107	1695 Seward Ave	DOE	1079146	2035910050	88,925	FY18
K148	185 Ellery St	DOE	2004496	3017260014	108,125	FY18
M132	185 Wadsworth Ave	DOE	2102353	1021650026	97,300	FY18
M171	19 East 103rd St	DOE	4211112	1016090007	114,100	FY18

Facility Name	Address	Agency	BIN	BBL	Gross Square Footage	Fiscal Year of Submission of EER to DOB
Q111	37-15 13th St	DOE	3000256	4003630001	104,500	FY18
K425 within (K425,K426)	3787 Bedford Ave	DOE	3002558	3067880001	306,175	FY18
M164	401 West 164th St	DOE	3338306	1021110024	96,100	FY18
X103 within (X103,X923)	4125 Carpenter Ave	DOE	4082076	2048230001	103,280	FY18
M008	465 West 167th St	DOE	2011995	1021120001	90,100	FY18
M004	500 West 160th St	DOE	3115866	1021180022	84,100	FY18
Q151 within (Q151,Q925)	50-05 31st Ave	DOE	2003811	4007520001	93,480	FY18
Q216	64-20 175th St	DOE	4148003	4069030001	151,325	FY18
X096 within (X096,X912)	650 Waring Ave	DOE	3044657	2043410013	96,525	FY18
Confidential Location	Confidential Address	DHS	3153416	1001110150	115,659	FY18
X076 within (X076,X926)	900 Adee Ave	DOE	3098664	2045520010	79,300	FY18
K289	900 St Marks Ave	DOE	3082726	3012290028	111,725	FY18
R450 within (R450,R451,R814)	105 Hamilton Ave	DOE	4076870	5000220001	250,100	FY18
R069	144 Keating Pl	DOE	2098380	5023660073	116,125	FY18
R056	250 Kramer Ave	DOE	3021057	5070440001	114,125	FY18
R006	555 Page Ave	DOE	3196558	5077600001	116,525	FY18
Confidential Location	Confidential Address	DHS	1003998	2025670013	72,000	FY18

Facility Name	Address	Agency	BIN	BBL	Gross Square Footage	Fiscal Year of Submission of EER to DOB
K165	76 Lott Ave	DOE	1055890	3036220023	74,480	FY18
Q144	93-02 69th Ave	DOE	1079053	4032120001	80,480	FY18
X034	770 Grote St	DOE	1064871	2031000014	117,400	FY18
K051	350 5th Ave	DOE	1055908	3009810111	135,725	FY18
K090	2840 West 12th St	DOE	1054159	3072660040	88,880	FY18
M061	610 East 12th St	DOE	2000114	1003940012	90,080	FY18
M098 within (M098, M845)	512 West 212st St	DOE	2004302	1022290012	115,375	FY18
M163 within (M163, M919)	163 West 97th St	DOE	2008098	1018520099	85,750	FY18
M911	22 East 128th St	DOE	1052999	1017520059	52,880	FY18
X027	519 St. Ann's Ave	DOE	2000077	2022740023	86,500	FY18
X063 within (X063, X862)	1260 Franklin Ave	DOE	2000308	2026150014	101,669	FY18
X064 within (X064, X924)	1425 Walton Ave	DOE	2002299	2028430040	96,700	FY18
M146	421 East 106th St	DOE	1052999	1017000001	109,300	FY18
X030	510 East 141st St	DOE	1048043	2022670015	100,900	FY18
X040	468 East 140th St	DOE	2045344	2022840034	108,000	FY18
X053 within (X053, X851, X874)	360 East 168th St	DOE	3001540	2024350075	103,300	FY18

Facility Name	Address	Agency	BIN	BBL	Gross Square Footage	Fiscal Year of Submission of EER to DOB
M149 within (M149, M207)	34 West 118th St	DOE	3124109	1016010001	151,425	FY18
M169	110 East 88th St	DOE	3244470	1015167502	74,480	FY18
X083	950 Rhinelander Ave	DOE	4156949	2041250001	96,100	FY18
K008	37 Hicks St	DOE	4270056	3002110001	72,000	FY18
K230	1 Albermarle Rd	DOE	4091737	3053230032	87,440	FY18
Q031	211-45 46th Rd	DOE	4178127	4073160018	68,460	FY18
Q080	171-05 137th Ave	DOE	4134525	4124950166	100,900	FY18
Q087	67-54 80th St	DOE	5065016	4037820027	83,513	FY18
Q115	80-51 261st St	DOE	3203132	4087170001	85,280	FY18
Q159	205-01 33rd Ave	DOE	4099925	4060380013	75,700	FY18
R053	330 Durant Ave	DOE	4240503	5051060001	80,500	FY18
Q029 within (Q029, Q952)	125-10 23rd Ave	DOE	4153296	4042290014	98,342	FY18
Q034 within (Q034, Q834)	104-12 Springfield Blvd	DOE	5004877	4111510081	72,260	FY18
Q026	195-02 69th Ave	DOE	3185973	4071170421	103,300	FY18
R018	221 Broadway	DOE	4437311	5001760010	104,525	FY18
K101	2360 Benson Ave	DOE	2097114	3068750032	80,400	FY18
Q014	107-01 Otis Ave	DOE	1082757	4019540037	142,925	FY18

Facility Name	Address	Agency	BIN	BBL	Gross Square Footage	Fiscal Year of Submission of EER to DOB
Bronx County Hall of Justice	265 East 161st St	DCAS	1059407	2024440001	775,000	FY18
Home Life Building	253 Broadway	DCAS	3392969	1001347501	272,616	FY18
M129	425 West 130th St	DOE	3026581	1019570010	102,125	FY18
Confidential Location	Confidential Address	DHS	3246958	3011020012	109,556	FY18
K043	1401 Emmons Ave	DOE	3341513	3087670026	170,400	FY18
Q032	171-11 35th Ave	DOE	4118954	4052560001	85,200	FY18
M117	240 East 109th St	DOE	1052433	1016560100	192,175	FY18
Q010	45-11 31st Ave	DOE	4012664	4007140001	111,680	FY18
X032	690 East 183rd St	DOE	2012409	2030850001	98,400	FY18
Q022	153-33 Sanford Ave	DOE	4438184	4053280001	75,600	FY18
X143	120 West 231st St	DOE	2015547	2032530141	159,775	FY18
Q136	201-15 115th Ave	DOE	4236757	4110180021	85,300	FY18
M124	40 Division St	DOE	1075787	1002890001	111,725	FY18
X073 and X873	1020 Anderson Avenue	DOE	1009872	2025040082	90,280	FY17
Confidential Location	Confidential Address	DHS	3194998	2027610043	64,315	FY17
M081	212 West 120th Street	DOE	1006546	1019250019	110,480	FY17
X306	40 West Tremont Avenue	DOE	1076751	2028620014	202,975	FY17

Facility Name	Address	Agency	BIN	BBL	Gross Square Footage	Fiscal Year of Submission of EER to DOB
Transportation Repair Shop	48-67 34th Street, LIC	FDNY	3130809	4002540001	92,800	FY17
Confidential Location	Confidential Address	DHS	3084348	1004580011	55,000	FY17
K660	145 Pennsylvania Avenue	DOE	3378160	3037040001	180,175	FY17
K190	590 Sheffield Avenue	DOE	3071915	3038380018	93,660	FY17
K224	755 Wortman Avenue	DOE	3083660	3045300001	126,100	FY17
R043	100 Essex Drive	DOE	3113780	5024500320	194,208	FY17
Q040 and Q988	109-20 Union Hall Street	DOE	3386003	4121510001	126,525	FY17
X047	1794 East 172nd Street	DOE	3127692	2037860016	100,925	FY17
X102	1827 Archer Street	DOE	3028281	2039210030	163,325	FY17
X028 and X928	1861 Anthony Avenue	DOE	3085491	2028040031	94,980	FY17
X046 and X846	279 East 196th Street	DOE	3259250	2032950001	103,300	FY17
X008 and X808	3010 Briggs Avenue	DOE	3224139	2032990060	92,480	FY17
X071 and X948	3040 Roberts Avenue	DOE	3205780	2041710001	135,125	FY17
X058	459 East 176th Street	DOE	3098980	2029090032	74,480	FY17
X182	601 Newman Avenue	DOE	4069253	2035640001	102,175	FY17
X089 and X919	980 Mace Avenue	DOE	3045047	2044440016	117,680	FY17
M113	240 West 113th St	DOE	4037370	1018280015	105,100	FY17

Facility Name	Address	Agency	BIN	BBL	Gross Square Footage	Fiscal Year of Submission of EER to DOB
K214 within (K214,K949)	2944 Pitkin Ave	DOE	5149609	3042430001	102,033	FY17
Q012	42-00 72nd St	DOE	1082489	4013490028	116,105	FY17
Confidential Location	Confidential Address	DHS	4263341	2028650049	68,185	FY17
R045	58 Lawrence Ave	DOE	1005760	5002760007	87,680	FY17
Tweed Courthouse	52 Chambers St	DCAS	1001533	1001220001	170,131	FY17
X120	890 Cauldwell Ave	DOE	3053993	2026310048	138,175	FY17
X118 (0200016)	577 East 179th St	DOE	3071418	2030690001	115,375	FY17
K092	601 Parkside Ave	DOE	2056898	3050490055	134,500	FY17
K324	800 Gates Ave	DOE	3061235	3016360001	205,375	FY17
K202 within (K202,K958)	982 Hegeman Ave	DOE	3082389	3044770001	135,975	FY17
M042	71 Hester St	DOE	4048820	1003090001	74,080	FY17
M036	123 Morningside Dr	DOE	1046668	1018500002	85,280	FY17
K253 within (K253, K964)	601 Ocean View Ave	DOE	4116436	3086660610	83,000	FY17
K254	1801 Ave Y	DOE	1032754	3074200026	73,200	FY17
345 Adams St, Brooklyn	345 Adams St	DCAS	4437597	3001407503	327,530	FY17
Abe Stark Ice Rink	Coney Island Boardwalk and West 19th St	DPR	3082940	3070730101	51,900	FY17
K152	725 East 23rd Street	DOE	1076741	3075510026	197,100	FY16

Facility Name	Address	Agency	BIN	BBL	Gross Square Footage	Fiscal Year of Submission of EER to DOB
Confidential Location	Confidential Address	DHS	1076434	2024250020	174,600	FY16
X015	2195 Andrews Avenue	DOE	2103867	2032240009	162,125	FY16
K309	794 Monroe Street	DOE	1058447	3016430036	106,860	FY16
Manhattan Municipal Building	1 Centre St	DCAS	2096013	1001210001	1,070,800	FY16
Manhattan Surrogate's Court	31 Chambers St	DCAS	2013561	1001530024	212,500	FY16
Q131 within (Q131,Q911)	170-45 84th Ave	DOE	1063503	4098750001	73,232	FY16
Q081	559 Cypress Ave	DOE	3045367	4034370001	69,000	FY16
Q154	75-02 162nd St	DOE	4100846	4068340001	91,260	FY16
Confidential Location	Confidential Address	DHS	2098721	3028850001	97,780	FY16
Brooklyn Borough Hall	209 Joralemon St	DCAS	3089176	3001390001	50,000	FY16
Brooklyn Municipal Building	210 Joralemon St	DCAS	1045569	3002660030	468,000	FY16
M841	466 West End Avenue	DOE	4003451	1012300001	64,880	FY16
K185	8601 Ridge Blvd	DOE	2003496	3060430001	64,880	FY15
K269	1957 Nostrand Avenue	DOE	3083637	3049940023	97,300	FY15
K022	442 St. Marks Avenue	DOE	3319475	3011480050	105,925	FY15
K902	62 Park Place	DOE	2006338	3009410050	92,480	FY15
Q089	85-28 Britton Avenue	DOE	1055910	4015140001	82,288	FY15

Facility Name	Address	Agency	BIN	BBL	Gross Square Footage	Fiscal Year of Submission of EER to DOB
K849 and K839	4001 18th Avenue	DOE	3167212	3054160048	57,180	FY15
SI 3 District Garage; RBS	Muldoon Ave, entrance to Fresh Kills	DSNY	5066295	5026850100	59,798	FY14
R008	100 Lindenwood Rd	DOE	3000534	5052210001	60,000	FY14
Brooklyn Central Court	120 Schermerhorn St	DCAS	4052812	3001690017	264,000	FY14
Queens Borough Hall	120-55 Queens Blvd	DCAS	5107580	4022740002	261,000	FY14
122nd Police Precinct	2320 Hylan Blvd	NYPD	1001388	5039060001	51,439	FY14
Murray Bergtraum High School	411 Pearl St	DOE	2003692	1001130100	305,000	FY14
St. Mary's Recreational Center	450 St Anns Ave	DPR	1012267	2025570001	56,125	FY14
26th Repair Shop	640 West 26th St	DSNY	1079143	1006700050	205,000	FY14
Confidential Location	Confidential Address	NYPD	1001289	1001190001	751,908	FY14
100 Gold St.	100 Gold St	DCAS	4022499	1000940025	594,000	FY14
Woodside Inspection Facility	24-55 Brooklyn-Queens Expwy	TLC	1020610	4010160045	51,979	FY14
Public Health Lab	455 1st Ave	DOHMH	1034194	1009320017	260,308	FY14
Humanities & Social Sciences Library	476 5th Ave	NYPL	1087614	1012570001	600,000	FY14
Confidential Location	Confidential Address	DOT	1079000	1021340218	94,200	FY14
Manhattan Criminal Court	100 Centre St	DCAS	3029665	1001670001	795,700	FY14

Facility Name	Address	Agency	BIN	BBL	Gross Square Footage	Fiscal Year of Submission of EER to DOB
Brooklyn Public Library	10 Grand Army Plz	BPL	1054888	301183002	350,000	FY14
East Harlem Multi Service Center	413 East 120th St	HRA	4268835	1018080008	93,441	FY14
Roy Wilkins Recreation Center	Baisley Blvd & Merrick Blvd	DPR	2012957	4124060180	60,000	FY14
X129	2055 Mapes Ave	DOE	3001939	2031090001	148,475	FY14
Brooklyn Heights Branch	280 Cadman Plz West	BPL	2020580	3002390016	62,917	FY14
X174	456 White Plains Rd	DOE	2116158	2034780018	202,880	FY14
Co-op City (X153, 178, 180, 181 & 455)	650-850 Baychester Ave	DOE	2002869	2051410150	1,190,650	FY14
Mario Merola Bldg /County Court	851 Grand Concourse	DCAS	1089646	2024680001	555,859	FY14
Confidential Location	Confidential Address	DPR	4206522	1018190203	59,664	FY14
Queens Criminal Court	125-01 Queens Blvd	DCAS	3080067	4096530001	648,000	FY14
Bushwick Multi Service Center	1420 Bushwick Ave	HRA	4114657	3034440022	52,000	FY14
Q020	142-30 Barclay Ave	DOE	1009757	4050470001	156,175	FY14
M721	250 West Houston St	DOE	1030351	1005810054	133,325	FY14
M199	270 West 70th St	DOE	2113630	1011580040	105,700	FY14
X054	2703 Webster Ave	DOE	3000257	2032780014	98,980	FY14
Brooklyn Supreme Court	292-360 Adams St	DCAS	3088357	3001390020	823,584	FY14

Facility Name	Address	Agency	BIN	BBL	Gross Square Footage	Fiscal Year of Submission of EER to DOB
K302	350 Lindwood St	DOE	3067788	3039690001	209,275	FY14
K126	424 Leonard St	DOE	4052874	3027120001	160,925	FY14
Q125	46-02 47TH Ave	DOE	3332507	4022840006	164,683	FY14
K067	51 Saint Edwards St	DOE	3085070	3020390002	138,125	FY14
K013	557 Pennsylvania Ave	DOE	4139491	3038230001	64,925	FY14
Q120	58-01 136th St	DOE	1084848	4063730001	111,725	FY14
M217	645 Main St	DOE	3102005	1013730001	115,085	FY14
K135	686 Linden Blvd	DOE	5113169	3046730001	72,280	FY14
R080	715 Ocean Ter	DOE	3028204	5006830001	299,200	FY14
K009	80 Underhill Ave	DOE	4042496	3011450026	139,375	FY14
Q092	99-01 34 Avenue	DOE	3061328	4017140018	98,130	FY14
K318	101 Walton Street	DOE	2025717	3022460001	181,375	FY14
X125	1111 Pugsley Avenue	DOE	2060191	2037900040	175,325	FY14
X078	1400 Needham Avenue	DOE	4448708	2047190001	109,280	FY14
Q219	144-39 Gravett Road	DOE	4108665	4065070001	115,450	FY14
Q021	147-36 26th Avenue	DOE	2041247	4048030001	125,260	FY14
X127	1560 Purdy Avenue	DOE	3000158	2039480055	153,725	FY14

Facility Name	Address	Agency	BIN	BBL	Gross Square Footage	Fiscal Year of Submission of EER to DOB
K307	209 York Street	DOE	4003259	3000560007	111,744	FY14
Q600	37-02 47th Avenue	DOE	2065992	4002280020	195,785	FY14
X111	3740 Baychester Avenue	DOE	2066190	2049160001	105,775	FY14
X142	3750 Baychester Avenue	DOE	2067852	2049350001	164,751	FY14
X068	4011 Monticello Avenue	DOE	3136085	2049860081	94,860	FY14
K131	4305 Fort Hamilton Parkway	DOE	1059409	3056030001	103,354	FY14
M540	443 West 135 Street	DOE	1063228	1019570078	163,000	FY14
M115	586 West 117th Street	DOE	3002557	1021330040	124,900	FY14
K801	65 Court Street	DOE	3048517	3002660020	342,200	FY14
K033	70 Thompkins Avenue	DOE	1034190	3017430018	175,300	FY14
M075	735 West End Avenue	DOE	4212425	1012530065	110,575	FY14
Q238	88-15 182nd Street	DOE	2103869	4099190006	240,055	FY14
X131	885 Bolton Avenue	DOE	2005616	2036440001	184,975	FY14
X039	965 Longwood Avenue	DOE	3327776	2027100001	102,100	FY14
K181	1023 New York Avenue	DOE	3245498	3049040010	153,725	FY14
K225	1075 Ocean View Avenue	DOE	1004070	3087120056	102,000	FY14
M022	111 Columbia Street	DOE	3075413	1003350001	151,000	FY14

Facility Name	Address	Agency	BIN	BBL	Gross Square Footage	Fiscal Year of Submission of EER to DOB
K383	1300 Greene Avenue	DOE	2088263	3032980001	211,375	FY14
X104	1449 Shakespeare Avenue	DOE	1004323	2028730027	124,900	FY14
M025	145 Stanton Street	DOE	3232559	1003540080	160,000	FY14
K115	1500 East 92 Street	DOE	2065991	3082560001	123,000	FY14
X112	1925 Schieffelin Ave	DOE	2012359	2049050500	85,325	FY14
X057	2111 Crotona Avenue	DOE	1014174	2030810026	91,280	FY14
M600	225 West 24th Street	DOE	1081042	1007740019	363,130	FY14
M084	32 West 92 Street	DOE	3095977	1012050006	104,525	FY14
K218	370 Fountain Avenue	DOE	1052998	3042780001	181,325	FY14
M099	410 East 100th Street	DOE	3012824	1016930001	115,000	FY14
K220	4812 9th Avenue	DOE	1059723	3007780023	109,000	FY14
M043	509 West 129th Street	DOE	3016509	1019840033	135,000	FY14
K010	511 7th Avenue	DOE	3330794	3008690001	77,000	FY14
K138	760 Prospect Place	DOE	5027641	3012330026	164,525	FY14
R044	80 Maple Parkway	DOE	3043248	5012180001	116,500	FY14
K081	990 Dekalb Avenue	DOE	3252759	3016020019	130,925	FY14
Cioffe Borough Repair Shop	106-01 Ave D	DSNY	2101266	3038710001	75,000	FY14

Facility Name	Address	Agency	BIN	BBL	Gross Square Footage	Fiscal Year of Submission of EER to DOB
Bronx Housing Court	1118 Grand Concourse	DCAS	1088394	2024620039	99,000	FY14
Manhattan House of Detention	125 White St	DOC	5000085	1001670001	514,000	FY14
Mark A. Constantino Judicial Ctr	130 Stuyvesant	DCAS	3378180	5000080070	150,300	FY14
Brooklyn W11G	1824 Shore Parkway	DSNY	2009911	3069430002	75,000	FY14
Bronx Bergen Building	1932 Arthur Ave	DCAS	2099027	2029470018	90,000	FY14
Bronx Concourse Plaza	198 East 161 Street	DCAS	3083636	2024430094	231,190	FY14
Confidential Location	Confidential Address	NYPD	3000252	3036980032	60,000	FY14
84th Precinct & Engine Co 207	301 Gold St	NYPD	1012811	3001340006	50,000	FY14
Chelsea Recreational Center	430 West 25th Street	DPR	4462505	1007220057	83,940	FY14
Queens West 2,3,4,6 District Garage; CRS	52-35 58th Street	DSNY	4054276	4023610268	550,000	FY14
Confidential Location	Confidential Address	NYPD	3085992	4023610150	75,400	FY14
Brownsville Rec. Ctr	598 Christopher Ave	DPR	2096863	3038680002	72,000	FY14
George R. Vierno Center (GRVC)	Riker's Island	DOC	5141714	2026050040	458,000	FY14
Otis Bantun Correctional Center (OBCC)	Riker's Island	DOC	2109474	2026050040	344,632	FY14
Staten Island Borough Hall	10 Richmond Ter	DCAS	5000063	5000070001	81,538	FY14
Manhattan Civil Court	111 Centre St	DCAS	1001833	1001690010	467,000	FY14

Facility Name	Address	Agency	BIN	BBL	Gross Square Footage	Fiscal Year of Submission of EER to DOB
Confidential Location	Confidential Address	DHS	2004260	2026130001	97,000	FY14
Health Building	125 Worth St	DCAS	1001831	1001680032	406,109	FY14
Confidential Location	Confidential Address	DHS	3029748	3011990015	164,320	FY14
Excelsior Building	137 Centre St	DCAS	1002358	1001970017	59,000	FY14
Office of Emergency Management Headquarters	165 Cadman Plz East	DCAS	3000172	4000850006	66,245	FY14
Bronx Family & Criminal Court	215 East 161st St	DCAS	2002704	2024540001	490,000	FY14
Confidential Location	Confidential Address	DHS	1063381	1021380079	88,519	FY14
Long Island City Courthouse	25-10 Court Sq	DCAS	4000698	4000830001	59,300	FY14
Confidential Location	Confidential Address	DHS	1056586	1018760020	102,275	FY14
Sun Building	280 Broadway	DCAS	1079215	1001531002	242,062	FY14
NYPD Precinct 67th	2820 Snyder Ave	NYPD	3117400	3051110024	53,976	FY14
Confidential Location	Confidential Address	DHS	2091301	2025720006	72,000	FY14
Confidential Location	Confidential Address	DHS	1087298	1009620097	277,076	FY14
Manhattan Supreme Court	60 Centre St	DCAS	1085748	1001600021	322,300	FY14
Manhattan Family Court	60 Lafayette St	DCAS	1001842	1001710031	491,000	FY14
Louis J. Lefkowitz Building	80 Centre St	DCAS	1001830	1001660027	472,500	FY14
Queens Supreme Court	88-11 Sutphin Blvd	DCAS	4207071	4096910001	308,200	FY14

Facility Name	Address	Agency	BIN	BBL	Gross Square Footage	Fiscal Year of Submission of EER to DOB
Queens Civil Court	89-17 Sutphin Blvd	DCAS	4448759	4096800001	320,535	FY14
Confidential Location	Confidential Address	DOC	2000000	1001190001	310,000	FY14
Eric M. Taylor Center (EMTC)	10-10 Hazen St	DOC	2116651	2026050040	484,407	FY14
Queens 7/11 District Garage Annex	120-15 31st Ave	DSNY	4570021	4043460075	101,930	FY14
NYPD Precinct 73rd	1470 East New York Ave	NYPD	3080735	3034970002	50,020	FY14
George Motchan Det. Ctr (GMDC)	15-15 Hazen St	DOC	2097042	2026050040	533,491	FY14
Rose M. Singer (RMSC)	19-19 Hazen St	DOC	2109477	2026050040	291,000	FY14
Brooklyn North 1, 4 District Garage	157-175 Varick St	DSNY	3400387	3029620005	79,305	FY14
Bronx 12 District Garage	1643 East 233rd St	DSNY	2090261	2049740028	117,344	FY14
Confidential Location	Confidential Address	DPR	2101004	2043330001	70,000	FY14
Confidential Location	Confidential Address	DPR	1085696	2043330001	56,000	FY14
Confidential Location	Confidential Address	DHS	4000526	4000680002	55,000	FY14
Police Academy/13th Precinct	230 East 21st St	NYPD	1019613	1009010006	296,405	FY14
Manhattan Appellate Court	27 Madison Ave	DCAS	1016743	1008550001	54,300	FY14
NYPD Precinct 81st	30 Ralph Ave	NYPD	3044596	3016330039	58,745	FY14
NYPD Precinct 48th	450 Cross Bronx Expwy	NYPD	2009509	2029070010	59,328	FY14

Facility Name	Address	Agency	BIN	BBL	Gross Square Footage	Fiscal Year of Submission of EER to DOB
Maspeth Central Shops	58-50 57th Rd	DOT	4059838	4026750015	117,000	FY14
Confidential Location	Confidential Address	DHS	4314908	4096620020	50,000	FY14
NYPD Precinct 72nd	830 4th Ave	NYPD	3009843	3006680029	53,600	FY14
Confidential Location	Confidential Address	DSNY	1078939	1002410013	55,330	FY14
Fort Totten	Various - See FDNY sheet	FDNY	4453946	4059170001	421,996	FY14
Fire Academy - Randalls	Various - See FDNY sheet	FDNY	1088007	1018190015	241,200	FY14
M054	103 W 107th St	DOE	1055990	1018620011	137,000	FY14
K251	1037 E 54 St	DOE	3214729	3077580001	91,280	FY14
K279	1070 East 104 St	DOE	3326733	3082300001	124,925	FY14
K276	1070 East 83rd	DOE	3225637	3080340001	282,180	FY14
K191	1600 Park Place	DOE	3036635	3013750012	92,480	FY14
K321	180 7th Ave	DOE	3337516	3009710028	109,444	FY14
M019	185 1st Ave	DOE	1006478	1004530034	84,125	FY14
Q225	190 Beach 110th St	DOE	4303853	4161810001	84,100	FY14
M661	240 2nd Ave	DOE	1020416	1009210064	55,260	FY14
X135	2441 Wallace Ave	DOE	2051313	2044320001	163,300	FY14
K650	257 N 6th St	DOE	3062135	3023300011	224,525	FY14

Facility Name	Address	Agency	BIN	BBL	Gross Square Footage	Fiscal Year of Submission of EER to DOB
X101	2750 Lafayette Ave	DOE	2080231	2055470001	182,525	FY14
X121	2750 Throop Ave	DOE	2054253	2045260001	111,700	FY14
K329	2929 West 30th St	DOE	3189517	3070510001	122,225	FY14
R052	450 Buel Ave	DOE	5053746	5037050001	85,699	FY14
M028	475 West 155th St	DOE	1076739	1021070026	122,525	FY14
K287	50 Navy St	DOE	3000203	3001110001	98,725	FY14
Q011	54-25 Skillman Ave	DOE	4552510	4012390001	101,260	FY14
R031	55 Layton Ave	DOE	5001150	5000490182	92,600	FY14
Q205	75-25 Bell Blvd	DOE	4164007	4077530001	120,648	FY14
Q191	85-15 258 St	DOE	4180083	4088010014	82,620	FY14
Confidential Location	Confidential Address	DHS	2003051	2025270014	99,975	FY14

Appendix B: RCM and OMM Cost Per Measure

Note: Measures showing \$0 were completed by the agency in-house staff at no cost to DCAS.

Building Name	Measure	Measure Description	Estimated Installation Cost (\$)	Actual Cost Incurred by DCAS ¹²
(K128, K721) Campus: K128 (LL84)	RCM 1	RCM 1 Retune and Repair Boilers #3 & #4	\$10,648.00	\$0.00
(K128, K721) Campus: K128 (LL84)	RCM 2	RCM 2 Replace Failed TSTATS	\$963.38	\$40,747.82
(K128, K721) Campus: K128 (LL84)	RCM 3	RCM 3 Replace Playroom HV Unit Rusted OAD	\$4,312.44	\$677.09
(K128, K721) Campus: K128 (LL84)	RCM 4	RCM 4 Replace Gas Fired DHWH Fan Motor	\$2,552.00	\$0.00
(K128, K721) Campus: K128 (LL84)	RCM 5	RCM 5 Repair / Replace Controls for Boilers 1 & 2	\$4,962.00	\$0.00
(K128, K721) Campus: K128 (LL84)	RCM 6	RCM 6 Repair Steam Leak	\$1,174.00	\$507.90
(K261, K982) Campus: K261	RCM 1	RCM 1 Repair Steam Leaks	\$201.80	\$775.89
(K261, K982) Campus: K261	RCM 2	RCM 2 Insulate Piping	\$289.74	\$349.93
(K261, K982) Campus: K261	RCM 3	RCM 3 Replace Steam Controllers and Control Valves	\$36,617.47	\$33,044.06
(K261, K982) Campus: K261	RCM 4	RCM 4 Clean and Tune Boiler - B1, B2	\$11,000.00	\$1,700.00
(K261, K982) Campus: K261	RCM 5	RCM 5 Replace All Thermostatic Steam Traps	\$57,750.00	\$65,004.38
(K261, K982) Campus: K261	RCM 6	RCM 6 Install Weatherstripping	\$4,362.34	\$1,681.64
(K261, K982) Campus: K261	RCM 7	RCM 7 Repair DHW Leaks	\$408.88	\$0.00
(K261, K982) Campus: K261	RCM 8	RCM 8 Repair Condensate Leaks	\$2,609.94	\$11,068.92

Building Name	Measure	Measure Description	Estimated Installation Cost (\$)	Actual Cost Incurred by DCAS ¹²
(K261, K982) Campus: K261	RCM 9	RCM 9 Clean Coils	\$756.25	\$7,584.55
(K272, K922) Campus: K272 (LL84)	RCM 1	RCM 1 Repair Pneumatic Controls	\$2,600.00	\$7,976.98
(K272, K922) Campus: K272 (LL84)	RCM 2	RCM 2 Replace Failed Steam Traps	\$5,400.00	\$4,601.42
(K272, K922) Campus: K272 (LL84)	RCM 3	RCM 3 Boiler/Burner Cleaning and Tuning	\$9,000.00	\$1,422.56
(K272, K922) Campus: K272 (LL84)	RCM 4	RCM 4 RTU Control Repair	\$1,600.00	\$452.78
(K272, K922) Campus: K272 (LL84)	RCM 5	RCM 5 Boiler Plant Repairs	\$5,540.00	\$0.00
(K272, K922) Campus: K272 (LL84)	RCM 6	RCM 6 Ventilation Equipment Repairs	\$13,990.00	\$5,703.26
(K272, K922) Campus: K272 (LL84)	RCM 7	RCM 7 Insulate Exposed Condensate Pipes	\$920.00	\$1,595.10
(K272, K922) Campus: K272 (LL84)	RCM 8	RCM 8 Domestic Hot Water Control Repair	\$1,000.00	\$0.00
(K290, K948) Campus: K290 (LL84)	RCM 1	RCM 1 Lighting System Repairs	\$7,250.00	\$882.25
(K290, K948) Campus: K290 (LL84)	RCM 2	RCM 2 Boiler Plant Repairs	\$1,300.00	\$0.00
(K290, K948) Campus: K290 (LL84)	RCM 3	RCM 3 HVAC System Repairs	\$7,200.00	\$5,052.73
(K290, K948) Campus: K290 (LL84)	RCM 4	RCM 4 Boiler/Burner Cleaning and Tuning	\$7,200.00	\$1,500.00
(K290, K948) Campus: K290 (LL84)	RCM 5	RCM 5 Insulate Exposed Condensate Pipes	\$2,400.00	\$2,344.62
(K308, K946) Campus: K308 (LL84)	RCM 1	RCM 1 Boiler/Burner Cleaning and Tuning	\$7,400.00	\$1,700.00

Building Name	Measure	Measure Description	Estimated Installation Cost (\$)	Actual Cost Incurred by DCAS ¹²
(K308, K946) Campus: K308 (LL84)	RCM 2	RCM 2 Replace Failed Steam Traps	\$127,300.00	\$0.00
(K308, K946) Campus: K308 (LL84)	RCM 3	RCM 3 Boiler System Repairs	\$6,400.00	\$0.00
(K308, K946) Campus: K308 (LL84)	RCM 4	RCM 4 DHW Heater Cleaning and Tuning	\$2,100.00	\$672.56
(K308, K946) Campus: K308 (LL84)	RCM 5	RCM 5 Ventilation System Cleaning	\$1,040.00	\$1,145.27
(K371, K231) Campus: K371 (LL84)	RCM 1	RCM 1 Boiler/Burner Cleaning and Tuning	\$7,400.00	\$0.00
(K371, K231) Campus: K371 (LL84)	RCM 2	RCM 2 Burner System Repairs	\$15,500.00	\$21,093.75
(K371, K231) Campus: K371 (LL84)	RCM 3	RCM 3 Replace Failed Steam Traps	\$119,984.00	\$109,626.92
(K371, K231) Campus: K371 (LL84)	RCM 4	RCM 4 Repair/Recalibrate Thermostats and Control Valves	\$9,800.00	\$19,305.97
(K371, K231) Campus: K371 (LL84)	RCM 5	RCM 5 Replace Damaged or Missing Insulation	\$5,880.00	\$6,677.70
(K371, K231) Campus: K371 (LL84)	RCM 6	RCM 6 Fix Water and Steam Leaks	\$3,320.00	\$3,087.81
(K371, K231) Campus: K371 (LL84)	RCM 7	RCM 7 Filter Replacement and HVAC Unit Cleaning	\$6,000.00	\$4,833.08
(K371, K231) Campus: K371 (LL84)	RCM 8	RCM 8 Install Door Sweeps for Exterior Doors	\$210.00	\$377.52
(M010, M200) Campus: M010	RCM 1	RCM 1 Replace failed steam trap	\$495.00	\$0.00
(M010, M200) Campus: M010	RCM 10	RCM 10 Repair pump. Replace seals	\$749.09	\$0.00
(M010, M200) Campus: M010	RCM 2	RCM 2 Unspool Filters	\$372.68	\$0.00

Building Name	Measure	Measure Description	Estimated Installation Cost (\$)	Actual Cost Incurred by DCAS ¹²
(M010, M200) Campus: M010	RCM 3	RCM 3 Reestablish pneumatic air to heating coil control valve	\$1,593.00	\$96.92
(M010, M200) Campus: M010	RCM 4	RCM 4 Repair or replace damper actuators and linkages for HV Units	\$3,266.00	\$10,263.78
(M010, M200) Campus: M010	RCM 5	RCM 5 Insulate Steam and Condensate Piping	\$5,346.38	\$11,953.22
(M010, M200) Campus: M010	RCM 6	RCM 6 Remove board from OA intake louvers. Close access door.	\$186.34	\$0.00
(M010, M200) Campus: M010	RCM 7	RCM 7 Repair or replace smoke detector	\$5,002.43	\$18,796.03
(M010, M200) Campus: M010	RCM 8	RCM 8 Replace missing fan belt	\$216.95	\$0.00
(M010, M200) Campus: M010	RCM 9	RCM 9 Repair canvas transition piece	\$340.74	\$597.47
(M185, M208) Campus: M185 (LL84)	RCM 1	RCM 1 Repair Combustion Air Dampers for Boilers	\$20,000.00	\$1,871.74
(M185, M208) Campus: M185 (LL84)	RCM 10	RCM 10 Boiler/Burner Cleaning and Tuning	\$9,200.00	\$750.00
(M185, M208) Campus: M185 (LL84)	RCM 11	RCM 11 Replace Timer for Exterior Lights	\$1,200.00	\$0.00
(M185, M208) Campus: M185 (LL84)	RCM 12	RCM 12 Domestic Hot Water System Repairs	\$3,100.00	\$0.00
(M185, M208) Campus: M185 (LL84)	RCM 2	RCM 2 Repair the Opacity Monitor for Boiler 1	\$5,000.00	\$7,377.70
(M185, M208) Campus: M185 (LL84)	RCM 3	RCM 3 Fix Water Leaks	\$2,070.00	\$42,204.81
(M185, M208) Campus: M185 (LL84)	RCM 4	RCM 4 Replace Failed Steam Traps	\$141,300.00	\$146,473.17
(M185, M208) Campus: M185 (LL84)	RCM 5	RCM 5 Replace Damaged or Missing Insulation	\$1,260.00	\$3,637.15

Building Name	Measure	Measure Description	Estimated Installation Cost (\$)	Actual Cost Incurred by DCAS ¹²
(M185, M208) Campus: M185 (LL84)	RCM 6	RCM 6 Ventilation System Cleaning	\$3,400.00	\$949.37
(M185, M208) Campus: M185 (LL84)	RCM 7	RCM 7 Replace Thermostats and Control Valves	\$30,080.00	\$13,135.38
(M185, M208) Campus: M185 (LL84)	RCM 8	RCM 8 H&V Unit Filter Repairs	\$2,600.00	\$6,647.06
(M185, M208) Campus: M185 (LL84)	RCM 9	RCM 9 Repair Heating Controls for HV Units	\$11,000.00	\$1,750.78
(Q079, Q766) Campus: Q079	RCM 1	RCM 1 Boiler/Burner Cleaning and Tuning	\$11,100.00	\$1,500.00
(Q079, Q766) Campus: Q079	RCM 2	RCM 2 Replace Damaged or Missing Insulation	\$2,060.00	\$2,038.43
(Q079, Q766) Campus: Q079	RCM 3	RCM 3 Replace Failed Steam Traps	\$88,226.00	\$94,338.66
(Q079, Q766) Campus: Q079	RCM 4	RCM 4 Repair Flexible Connections	\$2,040.00	\$1,797.47
(Q079, Q766) Campus: Q079	RCM 5	RCM 5 Fix Water Leaks	\$1,250.00	\$38,296.64
(Q079, Q766) Campus: Q079	RCM 6	RCM 6 Install New Pleated Filters	\$1,260.00	\$0.00
(Q079, Q766) Campus: Q079	RCM 7	RCM 7 Ventilation System Cleaning	\$5,670.00	\$2,505.26
(Q116, Q930) Campus: Q116	RCM 1	RCM 1 Boiler/Burner Cleaning and Tuning	\$7,800.00	\$4,653.35
(Q116, Q930) Campus: Q116	RCM 2	RCM 2 Replace Failed Steam Traps	\$4,680.00	\$5,308.05
(Q116, Q930) Campus: Q116	RCM 3	RCM 3 Replace Damaged or Missing Insulation	\$2,300.00	\$3,009.84
(Q116, Q930) Campus: Q116	RCM 4	RCM 4 Boiler System Repairs	\$110.00	\$287.63
(Q116, Q930) Campus: Q116	RCM 5	RCM 5 Repair the Damaged Flex Connection on Return Blower 3A	\$500.00	\$2,344.75
(Q116, Q930) Campus: Q116	RCM 6	RCM 6 Repair Thermostat in Gym Office	\$60.00	\$1,776.08

Building Name	Measure	Measure Description	Estimated Installation Cost (\$)	Actual Cost Incurred by DCAS ¹²
(Q217, Q994) Campus: Q217	RCM 1	RCM 1 Repair/Recalibrate Thermostats	\$730.00	\$0.00
(Q217, Q994) Campus: Q217	RCM 10	RCM 10 Replace Damaged or Missing Insulation	\$900.00	\$0.00
(Q217, Q994) Campus: Q217	RCM 11	RCM 11 Install Door Sweeps for Exterior Doors	\$1,470.00	\$11,405.05
(Q217, Q994) Campus: Q217	RCM 2	RCM 2 Boiler System Repairs	\$200.00	\$0.00
(Q217, Q994) Campus: Q217	RCM 3	RCM 3 Repair Outside Air Dampers	\$3,300.00	\$0.00
(Q217, Q994) Campus: Q217	RCM 4	RCM 4 Repair Control Valves	\$1,260.00	\$0.00
(Q217, Q994) Campus: Q217	RCM 5	RCM 5 Rebalance HVAC Systems	\$2,100.00	\$0.00
(Q217, Q994) Campus: Q217	RCM 6	RCM 6 Fix Water Leaks	\$2,660.00	\$0.00
(Q217, Q994) Campus: Q217	RCM 7	RCM 7 Ventilation System Cleaning	\$3,320.00	\$0.00
(Q217, Q994) Campus: Q217	RCM 8	RCM 8 Replace Failed Steam Traps	\$155,570.00	\$0.00
(Q217, Q994) Campus: Q217	RCM 9	RCM 9 Boiler/Burner Cleaning and Tuning	\$9,000.00	\$0.00
(Q485, Q487) Campus: Q485 (LL84)	RCM 1	RCM 1 Retune and Repair Boilers	\$21,371.00	\$1,500.00
(Q485, Q487) Campus: Q485 (LL84)	RCM 2	RCM 2 Boiler Feedwater Issue	\$1,733.00	\$0.00
(Q485, Q487) Campus: Q485 (LL84)	RCM 3	RCM 3 H&V Unit Flex Canvas	\$866.00	\$2,658.28
(Q485, Q487) Campus: Q485 (LL84)	RCM 4	RCM 4 Condensate Receiver Water Leak	\$40,830.00	\$0.00
(R445, R815) Campus: R445 (LL84)	RCM 1	RCM 1 DHW Setpoint Optimization	\$0.00	\$0.00

Building Name	Measure	Measure Description	Estimated Installation Cost (\$)	Actual Cost Incurred by DCAS ¹²
(R445, R815) Campus: R445 (LL84)	RCM 10	RCM 10 Filter Replacement	\$1,080.00	\$0.00
(R445, R815) Campus: R445 (LL84)	RCM 11	RCM 11 Sensor Replacement	\$1,650.00	\$0.00
(R445, R815) Campus: R445 (LL84)	RCM 12	RCM 12 Repair OA Damper Operation on AC-B-2	\$2,470.00	\$1,474.81
(R445, R815) Campus: R445 (LL84)	RCM 13	RCM 13 Chiller 2 Efficiency Improvement	\$34,860.00	\$0.00
(R445, R815) Campus: R445 (LL84)	RCM 14	RCM 14 Boiler Makeup Air Damper Repairs	\$5,930.00	\$0.00
(R445, R815) Campus: R445 (LL84)	RCM 2	RCM 2 Boiler Tuning	\$13,400.00	\$0.00
(R445, R815) Campus: R445 (LL84)	RCM 3	RCM 3 Pump Balancing	\$18,200.00	\$0.00
(R445, R815) Campus: R445 (LL84)	RCM 5	RCM 5 Replace Steam Traps	\$74,400.00	\$114,428.60
(R445, R815) Campus: R445 (LL84)	RCM 4	RCM 4 Install Insulation on Piping >3"	\$10,000.00	\$12,414.98
(R445, R815) Campus: R445 (LL84)	RCM 6	RCM 6 Weather-Stripping	\$11,190.00	\$6,768.93
(R445, R815) Campus: R445 (LL84)	RCM 7	RCM 7 Repair Leaks	\$14,600.00	\$1,256.68
(R445, R815) Campus: R445 (LL84)	RCM 8	RCM 8 HVAC Equipment Operating Condition Repairs	\$35,700.00	\$0.00
(R445, R815) Campus: R445 (LL84)	RCM 9	RCM 9 HVAC Equipment Cleaning	\$5,690.00	\$24,548.14
(R840, R819) Campus: R840 (LL84)	RCM 1	RCM 1 Replace pump check valve	\$4,962.00	\$2,392.51

Building Name	Measure	Measure Description	Estimated Installation Cost (\$)	Actual Cost Incurred by DCAS ¹²
(R840, R819) Campus: R840 (LL84)	RCM 2	RCM 2 Replace duct zone thermometers	\$679.00	\$0.00
(R840, R819) Campus: R840 (LL84)	RCM 3	RCM 3 Restore preheat control to AHUs 1 & 2	\$4,146.00	\$0.00
(R840, R819) Campus: R840 (LL84)	RCM 4	RCM 4 Restore AHU-1 and 2 damper controls	\$51,555.00	\$0.00
(R840, R819) Campus: R840 (LL84)	RCM 5	RCM 5 Steam piping leaks	\$1,492.00	\$2,952.01
(R840, R819) Campus: R840 (LL84)	RCM 6	RCM 6 Boiler #2 combustion controls	\$5,324.00	\$1,500.00
(R840, R819) Campus: R840 (LL84)	RCM 7	RCM 7 Door Seals	\$632.00	\$0.00
(R840, R819) Campus: R840 (LL84)	RCM 8	RCM 8 Replace Boiler #1 Opacity meter	\$4,725.00	\$0.00
(X067, X967) Campus: X067	RCM 1	RCM 1 Boiler/Burner Cleaning and Tuning	\$7,800.00	\$0.00
(X067, X967) Campus: X067	RCM 2	RCM 2 DHW Heater Cleaning and Tuning	\$2,400.00	\$0.00
(X067, X967) Campus: X067	RCM 3	RCM 3 Replace Failed Steam Traps	\$2,050.00	\$96,771.89
(X067, X967) Campus: X067	RCM 4	RCM 4 Boiler System Repairs	\$29,090.00	\$0.00
(X067, X967) Campus: X067	RCM 5	RCM 5 Domestic Hot Water System Repairs	\$9,580.00	\$6,493.69
(X067, X967) Campus: X067	RCM 6	RCM 6 Clean H&V Unit Pre-heat Coils	\$1,920.00	\$0.00
(X067, X967) Campus: X067	RCM 7	RCM 7 Replace Filters in H&V units	\$1,890.00	\$0.00
(X067, X967) Campus: X067	RCM 8	RCM 8 Repair/Recalibrate Thermostats	\$2,250.00	\$1,643.54
(X067, X967) Campus: X067	RCM 9	RCM 9 Install Insulation on Condensate Piping in Cellar	\$7,000.00	\$5,348.54

Building Name	Measure	Measure Description	Estimated Installation Cost (\$)	Actual Cost Incurred by DCAS ¹²
(X080, X910) Campus: X080	RCM 1	RCM 1 Replace All Thermostatic Steam Traps	\$90,950.85	\$96,826.53
(X080, X910) Campus: X080	RCM 2	RCM 2 Replace Broken Thermostat	\$1,487.00	\$0.00
(X080, X910) Campus: X080	RCM 3	RCM 3 Replace Control Valves	\$2,755.00	\$81,534.06
(X080, X910) Campus: X080	RCM 4	RCM 4 Retune Boilers	\$15,972.00	\$4,653.35
(X080, X910) Campus: X080	RCM 5	RCM 5 Install Weatherstripping at Doors	\$690.00	\$944.90
(X080, X910) Campus: X080	RCM 6	RCM 6 Condensate Receiver Leak Repair	\$2,464.00	\$0.00
(X175, X906) Campus: X175 (LL84)	RCM 1	RCM 1 Exterior Lighting System Repairs	\$730.00	\$0.00
(X175, X906) Campus: X175 (LL84)	RCM 2	RCM 2 Repair Pneumatic Controls	\$8,420.00	\$3,574.63
(X175, X906) Campus: X175 (LL84)	RCM 3	RCM 3 Replace Failed Steam Traps	\$59,950.00	\$44,422.43
(X175, X906) Campus: X175 (LL84)	RCM 4	RCM 4 Repair Vacuum Condensate Unit	\$4,940.00	\$50,409.77
(X175, X906) Campus: X175 (LL84)	RCM 5	RCM 5 Boiler Plant Repairs	\$10,150.00	\$0.00
(X175, X906) Campus: X175 (LL84)	RCM 6	RCM 6 HVAC System Repairs	\$12,600.00	\$14,957.28
(X175, X906) Campus: X175 (LL84)	RCM 7	RCM 7 Insulate Exposed Condensate Pipes	\$1,350.00	\$9,153.00
(X175, X906) Campus: X175 (LL84)	RCM 8	RCM 8 Replace Damaged DHW Temperature Gauge	\$590.00	\$325.08
Jamaica Health Center	RCM 1	RCM 1 Tune Steam Boiler 1	\$5,060.00	\$0.00
Jamaica Health Center	RCM 10	RCM 10 Adjust Domestic Hot Water Settings	\$949.00	\$0.00

Building Name	Measure	Measure Description	Estimated Installation Cost (\$)	Actual Cost Incurred by DCAS ¹²
Jamaica Health Center	RCM 11	RCM 11 Insulate Bare Piping	\$1,800.00	\$0.00
Jamaica Health Center	RCM 12	RCM 12 Repair Water Leaks	\$7,476.00	\$0.00
Jamaica Health Center	RCM 2	RCM 2 Repair/Replace Failed Steam Traps	\$3,719.00	\$0.00
Jamaica Health Center	RCM 3	RCM 3 Reduce Steam Boiler Pressure Set Point	\$822.00	\$0.00
Jamaica Health Center	RCM 4	RCM 4 Repair Steam Heat Exchangers	\$2,277.00	\$0.00
Jamaica Health Center	RCM 5	RCM 5 Repair Air Handlers and RTUs	\$2,802.00	\$0.00
Jamaica Health Center	RCM 6	RCM 6 Perform Airside Balancing	\$17,078.00	\$0.00
Jamaica Health Center	RCM 7	RCM 7 Repair BMS	\$56,166.00	\$0.00
Jamaica Health Center	RCM 8	RCM 8 Adjust HVAC Set Points, Setbacks, and Operating Schedules	\$1,822.00	\$0.00
Jamaica Health Center	RCM 9	RCM 9 Tune Domestic Hot Water Heaters	\$1,252.00	\$0.00
K011	RCM 1	RCM 1 Boiler/Burner Cleaning and Tuning	\$7,800.00	\$4,558.90
K011	RCM 2	RCM 2 Boiler System Repairs	\$3,580.00	\$10,297.29
K011	RCM 3	RCM 3 Replace Damaged or Missing Insulation	\$2,100.00	\$8,226.14
K011	RCM 4	RCM 4 Repair Outside Air Dampers	\$4,500.00	\$1,850.81
K011	RCM 5	RCM 5 Replace Failed Steam Traps	\$106,600.00	\$86,083.10,
K011	RCM 6	RCM 6 Ventilation System Cleaning	\$3,700.00	\$9,058.35
K015	RCM 1	RCM 1 Repair Steam Traps	\$73,304.00	\$93,049.43
K015	RCM 2	RCM 2 Retune Boilers	\$10,648.00	\$0.00

Building Name	Measure	Measure Description	Estimated Installation Cost (\$)	Actual Cost Incurred by DCAS ¹²
K015	RCM 3	RCM 3 Replace failed TSTATS	\$482.00	\$14.33
K019	RCM 1	RCM 1 Boiler/Burner Cleaning and Tuning	\$7,800.00	\$4,438.22
K019	RCM 2	RCM 2 Replace Failed Steam Traps	\$51,530.00	\$63,453.01
K019	RCM 3	RCM 3 Repair Vacuum Condensate System	\$8,000.00	\$0.00
K019	RCM 4	RCM 4 Fix Water Leaks	\$1,300.00	\$2,750.23
K019	RCM 5	RCM 5 Repair Combustion Air Dampers	\$3,200.00	\$0.00
K019	RCM 6	RCM 6 Replace Damaged or Missing Insulation	\$900.00	\$2,134.66
K019	RCM 7	RCM 7 Repair/Recalibrate Thermostats and Repair Control Valves	\$38,840.00	\$35,097.64
K019	RCM 8	RCM 8 Boiler System Repairs	\$1,080.00	\$0.00
K019	RCM 9	RCM 9 Exterior Lighting Controls Repairs	\$980.00	\$2,643.79
K026	RCM 1	RCM 1 DHW Heater Cleaning and Tuning	\$2,400.00	\$569.87
K026	RCM 2	RCM 2 Fix Steam Leak at Gymnasium Blower	\$860.00	\$0.00
K026	RCM 3	RCM 3 Replace Damaged or Missing Insulation	\$1,600.00	\$3,607.85
K026	RCM 4	RCM 4 HVAC Repairs	\$1,600.00	\$7,662.63
K026	RCM 5	RCM 5 Clean HV Units Coils	\$1,600.00	\$0.00
K026	RCM 6	RCM 6 Replace Failed Steam Traps	\$3,550.00	\$4,008.36
K027	RCM 1	RCM 1 Tune Boilers	\$8,800.00	\$4,438.22

Building Name	Measure	Measure Description	Estimated Installation Cost (\$)	Actual Cost Incurred by DCAS ¹²
K027	RCM 2	RCM 2 Replace Steam Traps	\$91,575.00	\$90,124.46
K027	RCM 3	RCM 3 Repair Steam Leaks	\$1,243.00	\$0.00
K027	RCM 4	RCM 4 Install Weather Stripping on Exterior Doors	\$2,761.00	\$3,209.05
K027	RCM 5	RCM 5 Clean interior of HV units	\$2,236.00	\$3,042.94
K027	RCM 6	RCM 6 Replace Flex duct connections	\$9,141.00	\$3,330.55
K027	RCM 7	RCM 7 Repair Assembly AHU actuator & attach OA damper	\$4,544.00	\$458.38
K027	RCM 8	RCM 8 Replace T-stats & Radiator valves	\$5,335.00	\$2,773.13
K029	RCM 1	RCM 1 Boiler/Burner Cleaning and Tuning	\$7,800.00	\$4,438.22
K029	RCM 2	RCM 2 DHW Heater Cleaning and Tuning	\$2,400.00	\$554.78
K029	RCM 3	RCM 3 Replace Failed Steam Traps	\$117,730.00	\$168,025.11
K029	RCM 4	RCM 4 Repair Vacuum Condensate System	\$1,590.00	\$1,163.65
K029	RCM 5	RCM 5 Domestic Hot Water System Repairs	\$3,820.00	\$0.00
K029	RCM 6	RCM 6 Repair Steam Leaks	\$7,500.00	\$794.40
K029	RCM 7	RCM 7 Adjust Fan Belt Tension	\$420.00	\$0.00
K031 (LL84)	RCM 1	RCM 1 Weather Stripping	\$400.00	\$2,752.11
K031 (LL84)	RCM 2	RCM 2 Repair Exterior Lighting Controls	\$1,200.00	\$0.00
K031 (LL84)	RCM 3	RCM 3 Boiler Tuning	\$5,100.00	\$1,500.00

Building Name	Measure	Measure Description	Estimated Installation Cost (\$)	Actual Cost Incurred by DCAS ¹²
K031 (LL84)	RCM 4	RCM 4 Steam Trap Replacement	\$89,100.00	\$100,455.16
K031 (LL84)	RCM 5	RCM 5 Repair Water Leak	\$500.00	\$1,148.11
K031 (LL84)	RCM 6	RCM 6 Repair HVAC Controls	\$1,500.00	\$3,334.00
K035 (LL84)	RCM 1	RCM 1 Boiler/Burner Cleaning and Tuning	\$7,400.00	\$0.00
K035 (LL84)	RCM 2	RCM 2 Replace Failed Steam Traps	\$155,700.00	\$0.00
K035 (LL84)	RCM 3	RCM 3 DHW Heater Cleaning and Tuning	\$2,100.00	\$672.56
K035 (LL84)	RCM 4	RCM 4 Domestic Hot Water System Repairs	\$1,040.00	\$3,616.22
K035 (LL84)	RCM 5	RCM 5 Ventilation System Cleaning	\$520.00	\$29,133.38
K035 (LL84)	RCM 6	RCM 6 Boiler System Repairs	\$8,400.00	\$32,404.00
K035 (LL84)	RCM 7	RCM 7 Repair Damaged Outdoor Air Dampers	\$5,820.00	\$22,803.40
K049	RCM 1	RCM 1 Tune Boilers	\$13,200.00	\$6,032.15
K049	RCM 2	RCM 2 Replace Entire Steam Trap Population	\$200,365.00	\$172,266.30
K049	RCM 3	RCM 3 Replace Radiator Valves	\$4,165.00	\$10,724.20
K049	RCM 4	RCM 4 Install Weather Stripping on Exterior Doors	\$2,416.00	\$3,879.26
K049	RCM 5	RCM 5 Replace missing filters	\$410.00	\$0.00
K049	RCM 6	RCM 6 Clean heating coils	\$426.00	\$3,490.09
K059	RCM 1	RCM 1 Boiler/Burner Cleaning and Tuning	\$7,800.00	\$4,558.90
K059	RCM 2	RCM 2 DHW Heater Cleaning and Tuning	\$2,400.00	\$2,010.71

Building Name	Measure	Measure Description	Estimated Installation Cost (\$)	Actual Cost Incurred by DCAS ¹²
K059	RCM 3	RCM 3 Boiler System Repairs	\$11,200.00	\$11,492.89
K059	RCM 4	RCM 4 Replace Failed Steam Traps	\$106,760.00	\$91,013.90
K059	RCM 5	RCM 5 Replace Damaged or Missing Insulation	\$600.00	\$1,168.32
K059	RCM 6	RCM 6 HVAC Repairs	\$4,760.00	\$3,706.67
K059	RCM 7	RCM 7 Ventilation System Cleaning	\$20,000.00	\$3,141.06
K061	RCM 1	RCM 1 Replace Steam Traps	\$151,755.00	\$97,741.08
K061	RCM 16	RCM 16 Replace Pressuretrols and Repair the Control Devices and Programming Between the Unit and Controller(s)	\$4,329.00	\$7,626.50
K061	RCM 17	RCM 17 Adjust the Boiler Room's OA Dampers' Actuator Parameters	\$2,155.00	\$0.00
K061	RCM 2	RCM 2 Replace Missing Piping Insulation (Diam > 3 in)	\$644.00	\$529.03
K061	RCM 3	RCM 3 Install Weather Stripping & Door Sweeps	\$10,514.00	\$5,883.77
K061	RCM 4	RCM 4 Repair System Leaks	\$1,237.00	\$5,503.49
K061	RCM 7	RCM 7 Clean an H&V Unit's OA Damper, Fan Section, Ductwork Inlet, and Coil Section, including the Coil Surface and Fins	\$412.00	\$4,918.40
K061	RCM (ADD)	Vacuum/Condensate Unit System Repair	\$0.00	\$582.11
K062	RCM 1	RCM 1 Clean Boiler and Tune - B1, B2, B3	\$16,500.00	\$0.00
K062	RCM 10	RCM 10 Repair Boiler Dampers	\$4,537.50	\$7,128.56
K062	RCM 11	RCM 11 Clean Coils and H&V Unit	\$6,050.00	\$0.00

Building Name	Measure	Measure Description	Estimated Installation Cost (\$)	Actual Cost Incurred by DCAS ¹²
K062	RCM 2	RCM 2 Repair Steam Leaks	\$1,815.63	\$0.00
K062	RCM 3	RCM 3 Install Weatherstripping	\$2,492.77	\$1,392.37
K062	RCM 4	RCM 4 Insulate Piping	\$8,904.16	\$0.00
K062	RCM 5	RCM 5 Replace Steam Control Valves and Controllers	\$73,236.79	\$0.00
K062	RCM 6	RCM 6 Replace All Steam Traps	\$170,912.50	\$0.00
K062	RCM 7	RCM 7 Repair Condensate Leaks	\$201.80	\$0.00
K062	RCM 8	RCM 8 Change Air Filters	\$471.03	\$0.00
K071	RCM 1	RCM 1 - Repair Control Valves	\$16,000.00	\$6,721.09
K071	RCM 2	RCM 2 - Repair/Recalibrate Thermostats	\$690.00	\$372.22
K071	RCM 3	RCM 3 - Boiler System Repairs	\$2,800.00	\$662.56
K071	RCM 4	RCM 4 - Adjust Ventilation Rates	\$7,400.00	\$8,160.84
K071	RCM 5	RCM 5 - Fix Water Leaks	\$7,110.00	\$10,413.22
K071	RCM 6	RCM 6 - Steam Trap Replacement	\$128,250.00	\$0.00
K071	RCM 7	RCM 7 - Boiler Tuning	\$7,000.00	\$1,500.00
K071	RCM 8	RCM 8 - DHWH Tuning	\$2,000.00	\$1,050.00
K071	RCM 9	RCM 9 - Pipe Insulation	\$4,650.00	\$4,421.50
K078	RCM 1	RCM 1 - Boiler Tuning	\$11,000.00	\$2,250.00

Building Name	Measure	Measure Description	Estimated Installation Cost (\$)	Actual Cost Incurred by DCAS ¹²
K078	RCM 2	RCM 2 - Replace Condensate return system	\$60,000.00	\$0.00
K078	RCM 3	RCM 3 - Weather-stripping	\$8,101.00	\$4,311.31
K078	RCM 4	RCM 4 - Pipe Insulation	\$1,126.00	\$2,391.37
K078	RCM 5	RCM 5 - Steam Trap Replacement	\$156,750.00	\$0.00
K078	RCM 6	RCM 6 - Clean AHUs Coils	\$756.00	\$6,658.72
K078	RCM 7	RCM 7 - Proper Documentation on Site	\$0.00	\$0.00
K084	RCM 1	RCM 1 Replace Steam Controllers and Control Valves	\$3,120.00	\$7,641.11
K084	RCM 10	RCM 10 Repair Float Switch on Vacuum Condensate System	\$1,645.88	\$632.00
K084	RCM 2	RCM 2 Clean Boiler and Tune	\$5,500.00	\$0.00
K084	RCM 3	RCM 3 Insulate Piping	\$486.00	\$925.06
K084	RCM 4	RCM 4 Install Weatherstripping	\$5,609.00	\$3,684.18
K084	RCM 5	RCM 5 Replace All Steam Traps	\$146,438.00	\$126,959.89
K084	RCM 6	RCM 6 Clean Coils	\$1,512.50	\$3,804.69
K084	RCM 7	RCM 7 Replace Air Filters	\$209.44	\$0.00
K084	RCM 8	RCM 8 Repair Flex Connector	\$19.81	\$577.96
K084	RCM 9	RCM 9 Repair Return air damper on Aud. H&V	\$1,512.61	\$1,834.21
K085	RCM 1	RCM 1 Ventilation System Cleaning	\$2,250.00	\$0.00

Building Name	Measure	Measure Description	Estimated Installation Cost (\$)	Actual Cost Incurred by DCAS ¹²
K085	RCM 2	RCM 2 Replace Damaged or Missing Insulation	\$2,400.00	\$0.00
K085	RCM 3	RCM 3 Replace Failed Steam Traps	\$59,250.00	\$0.00
K085	RCM 4	RCM 4 Boiler/Burner Cleaning and Tuning	\$7,400.00	\$0.00
K085	RCM 5	RCM 5 Replace Flexible Connection for Gym Blower	\$510.00	\$0.00
K085	RCM 6	RCM 6 Replace Filters with New Pleated Filters	\$210.00	\$0.00
K091	RCM 1	RCM 1 Boiler/Burner Cleaning and Tuning	\$7,800.00	\$1,500.00
K091	RCM 2	RCM 2 DHW Heater Cleaning and Tuning	\$2,400.00	\$0.00
K091	RCM 3	RCM 3 Replace Failed Steam Traps	\$126,910.00	\$124,535.07
K091	RCM 4	RCM 4 Fix Water and Steam Leaks	\$3,440.00	\$1,228.93
K091	RCM 5	RCM 5 Replace Damaged or Missing Insulation	\$1,500.00	\$997.24
K091	RCM 6	RCM 6 HVAC Repairs	\$2,160.00	\$3,894.09
K091	RCM 7	RCM 7 Repair/Replace Auditorium H&V Thermostat	\$750.00	\$1,142.22
K091	RCM 8	RCM 8 Repair/Replace Thermostatic Radiator Valves	\$1,140.00	\$1,136.35
K091	RCM 9	RCM 9 Install Door Sweeps for Exterior Doors	\$2,730.00	\$3,592.66
K091	RCM 10	RCM 10 Ventilation System Cleaning	\$2,200.00	\$2,145.64
K095	RCM 1	RCM 1 - Replace Steam Controller	\$503.00	\$0.00
K095	RCM 2	RCM 2 - Weather-stripping	\$5,484.00	\$4,697.41

Building Name	Measure	Measure Description	Estimated Installation Cost (\$)	Actual Cost Incurred by DCAS ¹²
K095	RCM 3	RCM 3 - Boiler Tuning	\$4,400.00	\$0.00
K095	RCM 4	RCM 4 - Replace Condensate Return System	\$67,221.00	\$0.00
K095	RCM 5	RCM 5 - Steam Traps Replacement	\$89,405.00	\$99,335.11
K095	RCM 6	RCM 6 - Clean AHU Coils	\$605.00	\$5,512.21
K095	RCM 7	RCM 7 - Onsite Documentation	\$0.00	\$0.00
K095	RCM 8	RCM 8 - Steam Trap Protocol	\$0.00	\$0.00
K096 (LL84)	RCM 1	RCM 1 Retune/Repair DHW Heater	\$5,324.00	\$672.56
K096 (LL84)	RCM 2	RCM 2 Repair/Replace Leaking Valve	\$1,615.83	\$1,112.96
K096 (LL84)	RCM 3	RCM 3 Repair/Replace Thermostatic Control Valves	\$11,931.08	\$2,903.83
K096 (LL84)	RCM 4	RCM 4 Install Door Sweeps	\$4,542.70	\$845.36
K096 (LL84)	RCM 5	RCM 5 Retune Boiler #1	\$10,648.00	\$1,500.00
K096 (LL84)	RCM 6	RCM 6 Replace Fan Belt	\$66.55	\$0.00
K096 (LL84)	RCM 7	RCM 7 Replace/Repair Broken Thermostat	\$2,843.02	\$0.00
K099	RCM 1	RCM 1 Boiler/Burner Cleaning and Tuning	\$7,800.00	\$3,630.37
K099	RCM 2	RCM 2 DHW Heater Cleaning and Tuning	\$2,400.00	\$453.80
K099	RCM 3	RCM 3 Boiler System Repairs	\$750.00	\$0.00
K099	RCM 4	RCM 4 Boiler Condensate Pump Repairs	\$1,850.00	\$5,290.80

Building Name	Measure	Measure Description	Estimated Installation Cost (\$)	Actual Cost Incurred by DCAS ¹²
K099	RCM 5	RCM 5 Domestic Hot Water System Repairs	\$700.00	\$645.31
K099	RCM 6	RCM 6 Replace Failed Steam Traps	\$4,310.00	\$3,349.73
K099	RCM 7	RCM 7 HVAC Repairs	\$1,500.00	\$1,559.64
K108 (LL84)	RCM 1	RCM 1 Repair Pneumatic Controls	\$4,410.00	\$2,856.98
K108 (LL84)	RCM 2	RCM 2 Replace Failed Steam Traps	\$102,600.00	\$60,469.36
K108 (LL84)	RCM 3	RCM 3 Boiler/Burner Cleaning and Tuning	\$8,800.00	\$0.00
K108 (LL84)	RCM 4	RCM 4 Boiler Plant Repairs	\$11,020.00	\$8,972.04
K108 (LL84)	RCM 5	RCM 5 Ventilation Equipment Repairs	\$3,600.00	\$21,117.74
K108 (LL84)	RCM 6	RCM 6 Domestic Hot Water System Repairs	\$2,250.00	\$3,884.28
K110	RCM 1	RCM 1 Boiler/Burner Cleaning and Tuning	\$7,400.00	\$0.00
K110	RCM 2	RCM 2 DHW Heater Cleaning and Tuning	\$1,500.00	\$0.00
K110	RCM 3	RCM 3 Repair Combustion Air Dampers	\$6,600.00	\$8,689.00
K110	RCM 4	RCM 4 Replace Failed Steam Traps	\$99,610.00	\$84,115.03
K110	RCM 5	RCM 5 Replace Thermostats and Control Valves	\$4,430.00	\$3,072.66
K110	RCM 6	RCM 6 Replace Damaged or Missing Insulation	\$240.00	\$357.54
K110	RCM 7	RCM 7 Fix Water and Steam Leaks	\$830.00	\$0.00
K110	RCM 8	RCM 8 Install Door Sweeps for Exterior Doors	\$420.00	\$917.19
K110	RCM 9	RCM 9 Replace Thermostatic Radiator Valves	\$680.00	\$871.80

Building Name	Measure	Measure Description	Estimated Installation Cost (\$)	Actual Cost Incurred by DCAS ¹²
K132	RCM 1	RCM 1 Boiler/Burner Cleaning and Tuning	\$7,400.00	\$2,250.00
K132	RCM 10	RCM 10 Replace Failed Steam Traps	\$14,980.00	\$24,407.47
K132	RCM 2	RCM 2 Repair/Recalibrate Thermostats	\$10,970.00	\$5,807.34
K132	RCM 3	RCM 3 Repair Control Valves	\$6,000.00	\$3,352.26
K132	RCM 4	RCM 4 HVAC Repairs	\$35,280.00	\$34,423.30
K132	RCM 5	RCM 5 Repair Outdoor Air Reset System	\$5,200.00	\$23,655.96
K132	RCM 6	RCM 6 DHW Heater Repair	\$4,200.00	\$0.00
K132	RCM 7	RCM 7 Fix Water Leaks	\$15,570.00	\$12,017.06
K132	RCM 8	RCM 8 Ventilation System Cleaning	\$1,260.00	\$2,871.69
K132	RCM 9	RCM 9 Install New Filters	\$3,360.00	\$0.00
K137	RCM 1	RCM 1 Tune Boilers B1 and B2	\$11,000.00	\$1,500.00
K137	RCM 2	RCM 2 Replace All Steam Traps	\$79,062.50	\$44,509.02
K137	RCM 3	RCM 3 Install Weatherstripping	\$1,246.38	\$781.46
K137	RCM 4	RCM 4 Repair Condensate Leaks	\$0.00	\$0.00
K137	RCM 5	RCM 5 Change Air Filters	\$314.02	\$0.00
K155	RCM 1	RCM 1 Boiler/Burner Cleaning and Tuning	\$9,500.00	\$0.00
K155	RCM 2	RCM 2 Replace Failed Steam Traps	\$137,250.00	\$0.00
K155	RCM 3	RCM 3 Replace Damaged or Missing Insulation	\$3,750.00	\$11,462.61

Building Name	Measure	Measure Description	Estimated Installation Cost (\$)	Actual Cost Incurred by DCAS ¹²
K155	RCM 4	RCM 4 Install Door Sweeps for Exterior Doors	\$2,310.00	\$1,229.21
K155	RCM 5	RCM 5 Repair Vacuum Condensate System	\$5,000.00	\$0.00
K155	RCM 6	RCM 6 Fix Water Leaks	\$830.00	\$958.38
K155	RCM 7	RCM 7 Install TRVs in Place of Failed Pneumatic Controls	\$12,600.00	\$8,325.24
K161	RCM 1	RCM 1 Boiler/Burner Cleaning and Tuning	\$7,800.00	\$4,492.57
K161	RCM 2	RCM 2 Replace Failed Steam Traps	\$80,960.00	\$63,528.35
K161	RCM 3	RCM 3 Ventilation System Cleaning	\$21,100.00	\$0.00
K161	RCM 4	RCM 4 Repair Vacuum Condensate System	\$8,000.00	\$4,794.93
K161	RCM 5	RCM 5 Fix Water Leaks	\$860.00	\$518.36
K161	RCM 6	RCM 6 Repair Combustion Air Dampers	\$4,800.00	\$0.00
K161	RCM 7	RCM 7 HVAC Repairs	\$2,160.00	\$0.00
K177	RCM 1	RCM 1 Boiler/Burner Cleaning and Tuning	\$7,800.00	\$3,993.77
K177	RCM 2	RCM 2 Replace Failed Steam Traps	\$94,410.00	\$89,759.51
K177	RCM 3	RCM 3 Replaced Missing Insulation, Over 3" Diameter	\$6,000.00	\$9,978.24
K177	RCM 4	RCM 4 Elimination of Leaks	\$11,520.00	\$5,006.98
K177	RCM 5	RCM 5 Replace Failed and Missing Thermostats	\$5,400.00	\$5,195.39
K177	RCM 6	RCM 6 Replace Fan Flex Connections	\$2,600.00	\$2,206.60

Building Name	Measure	Measure Description	Estimated Installation Cost (\$)	Actual Cost Incurred by DCAS ¹²
K188	RCM 1	RCM 1 DHW Heater Cleaning and Tuning	\$2,400.00	\$0.00
K188	RCM 2	RCM 2 Fix Water Leaks	\$2,230.00	\$0.00
K188	RCM 3	RCM 3 Repair the OA Damper Operation for DHW Heater	\$3,000.00	\$0.00
K188	RCM 4	RCM 4 Replace Dirty Filters, Implement Filter Replacement Protocol	\$2,700.00	\$0.00
K188	RCM 5	RCM 5 Adjust DHW Temperature Set Point	\$500.00	\$0.00
K188	RCM 6	RCM 6 Repair VFD Faults for HV Units	\$4,000.00	\$0.00
K188	RCM 7	RCM 7 Install Batteries for Wireless Thermostats	\$7,125.00	\$0.00
K188	RCM 8	RCM 8 Exterior Lighting Controls Repairs	\$390.00	\$0.00
K188	RCM 9	RCM 9 Replace the OA CO2 Sensors for RTUs	\$6,000.00	\$0.00
K188	RCM 10	RCM 10 Replace Failed Steam Traps	\$5,190.00	\$0.00
K193	RCM 1	RCM 1 Retune Boilers 1 & 2	\$0.00	\$1,500.00
K193	RCM 2	RCM 2 Low Light Levels in Boiler Room	\$0.00	\$4,472.44
K193	RCM 3	RCM 3 Replace Condensate Station Vacuum Pump	\$0.00	\$81,751.77
K193	RCM 4	RCM 4 Restore General EF Operation	\$0.00	\$0.00
K197	RCM 1	RCM 1 Boiler System Repairs RCM 2 Repair Control Valves RCM 3 Repair/Recalibrate Thermostats	\$25,020.00	\$9,076.06
K197	RCM 10	RCM 10 HVAC Repairs	\$640.00	\$1,122.67

Building Name	Measure	Measure Description	Estimated Installation Cost (\$)	Actual Cost Incurred by DCAS ¹²
K197	RCM 4	RCM 4 Adjust Ventilation Rates for HVAC Systems	\$2,000.00	\$779.47
K197	RCM 5	RCM 5 Fix Water Leaks	\$15,800.00	\$0.00
K197	RCM 6	RCM 6 Boiler/Burner Cleaning and Tuning RCM 7 DHW Heater Cleaning and Tuning	\$9,000.00	\$2,172.56
K197	RCM 8	RCM 8 Replace Damaged or Missing Insulation	\$400.00	\$1,934.59
K197	RCM 9	RCM 9 Replace Failed Steam Traps	\$144,900.00	\$76,960.63
K199 (LL84)	RCM 1	RCM 1 Boiler Tune-Up	\$10,648.00	\$0.00
K199 (LL84)	RCM 2	RCM 2 Steam Traps	\$93,600.00	\$97,493.36
K199 (LL84)	RCM 3	RCM 3 Steam Leaks	\$642.00	\$0.00
K199 (LL84)	RCM 4	RCM 4 Pipe Insulation	\$4,121.00	\$1,088.70
K199 (LL84)	RCM 5	RCM 5 Repair HV Units	\$2,253.00	\$926.38
K199 (LL84)	RCM 6	RCM 6 Install New Thermostats	\$3,961.00	\$1,118.90
K199 (LL84)	RCM 7	RCM 7 Install Door Seals	\$518.00	\$6,452.07
K201 (LL84)	RCM 1	RCM 1 Boiler Tune-Up	\$8,000.00	\$0.00
K201 (LL84)	RCM 2	RCM 2 Steam Traps	\$900.00	\$2,691.76
K201 (LL84)	RCM 3	RCM 3 Steam Leaks	\$2,566.00	\$0.00
K201 (LL84)	RCM 4	RCM 4 Condensate Leaks	\$13,135.00	\$0.00
K205 (LL84)	RCM 1	RCM 1 Retune and Repair Boiler #2	\$5,324.00	\$0.00

Building Name	Measure	Measure Description	Estimated Installation Cost (\$)	Actual Cost Incurred by DCAS ¹²
K205 (LL84)	RCM 2	RCM 2 Restore Preheat Control to HV-3	\$2,341.50	\$0.00
K205 (LL84)	RCM 3	RCM 3 Replace HV-1 Rusted OAD	\$7,767.72	\$0.00
K205 (LL84)	RCM 4	RCM 4 Replace HV-2,3 and 5 pneumatic controllers	\$5,182.91	\$2,917.23
K205 (LL84)	RCM 5	RCM 5 Restore operation of HV-3's OAD	\$5,004.56	\$0.00
K205 (LL84)	RCM 6	RCM 6 Replace missing filters for HV-1,2 and 4	\$618.92	\$0.00
K205 (LL84)	RCM 7	RCM 7 Tighten HV-3 fan belt	\$93.17	\$0.00
K205 (LL84)	RCM 8	RCM 8 Repair/Replace HV-3's supply air sensor	\$1,365.61	\$1,164.45
K205 (LL84)	RCM 9	RCM 9 Repair Classroom 309 Steam Leak	\$641.54	\$0.00
K207 (LL84)	RCM 1	RCM 1 Replace/Repair SF-2 Housing	\$1,985.85	\$2,240.87
K207 (LL84)	RCM 2	RCM 2 Install Door Sweeps	\$3,407.03	\$4,345.97
K207 (LL84)	RCM 3	RCM 3 Replace Thermostatic Control Valves	\$1,437.48	\$1,044.87
K207 (LL84)	RCM 4	RCM 4 Retune Boilers	\$10,648.00	\$0.00
K207 (LL84)	RCM (ADD)	F&T traps	\$0.00	\$12,556.80
K210	RCM 1	RCM 1 Boiler System Repairs	\$1,850.00	\$11,074.15
K210	RCM 2	RCM 2 HVAC Repairs	\$5,150.00	\$4,588.79
K210	RCM 3	RCM 3 Boiler/Burner Cleaning and Tuning	\$13,200.00	\$0.00
K210	RCM 4	RCM 4 Replace Failed Steam Traps	\$182,000.00	\$73,154.63

Building Name	Measure	Measure Description	Estimated Installation Cost (\$)	Actual Cost Incurred by DCAS ¹²
K210	RCM 5	RCM 5 Replace Thermostats Serving the Radiators and Unit Vents	\$21,790.00	\$26,830.43
K210	RCM 6	RCM 6 Fix Water Leaks	\$5,810.00	\$3,608.32
K210	RCM 7	RCM 7 Install Weatherstripping for Windows	\$650.00	\$0.00
K226	RCM 1	RCM 1 Repair/Recalibrate Thermostats	\$14,000.00	\$0.00
K226	RCM 10	RCM 10 DHW Heater Cleaning and Tuning	\$2,000.00	\$0.00
K226	RCM 2	RCM 2 Repair Control Valves	\$20,000.00	\$0.00
K226	RCM 3	RCM 3 HVAC Repairs	\$15,000.00	\$0.00
K226	RCM 4	RCM 4 Boiler System Repairs	\$3,250.00	\$3,980.00
K226	RCM 5	RCM 5 Fix Water Leaks	\$4,740.00	\$3,930.13
K226	RCM 6	RCM 6 Repair Vacuum Condensate System	\$1,180.00	\$589.20
K226	RCM 7	RCM 7 Ventilation System Cleaning	\$4,000.00	\$6,757.14
K226	RCM 8	RCM 8 Replace Failed Steam Traps	\$220,610.00	\$126,546.85
K226	RCM 9	RCM 9 Boiler/Burner Cleaning and Tuning	\$7,000.00	\$0.00
K227 (LL84)	RCM 1	RCM 1 Repair Condensate Leaks	\$154,941.36	\$0.00
K227 (LL84)	RCM 2	RCM 2 Repair or Replace Radiator Pneumatic Connection	\$1.63	\$2,400.77
K227 (LL84)	RCM 3	RCM 3 Replace Steam Traps	\$298,181.00	\$101,315.63
K227 (LL84)	RCM 4	RCM 4 Repair/Replace Opacity Sensors	\$10,068.00	\$19,704.00

Building Name	Measure	Measure Description	Estimated Installation Cost (\$)	Actual Cost Incurred by DCAS ¹²
K227 (LL84)	RCM 5	RCM 5 Retune Boiler 2 & 3	\$15,972.00	\$2,250.00
K227 (LL84)	RCM 6	RCM 6 Install Doorsweeps	\$1,900.00	\$6,087.90
K232	RCM 1	RCM 1 Replace Steam Traps	\$127,336.00	\$114,100.64
K232	RCM 10	RCM 10 Retune Boiler 1	\$4,400.00	\$750.00
K232	RCM 11	RCM 11 Retune Boiler 3	\$4,400.00	\$750.00
K232	RCM 2	RCM 2 Repair Cafeteria HV Unit Steam Leak	\$576.00	\$433.76
K232	RCM 3	RCM 3 Restore Control to the Girls' Gym Heating Coil	\$1,998.00	\$1,661.50
K232	RCM 4	RCM 4 Repair Canvas Connection on Boys' Gym AHU	\$3,327.00	\$736.24
K232	RCM 5	RCM 5 Resheave Cafeteria AHU	\$2,617.00	\$2,964.08
K232	RCM 6	RCM 6 Repair Canvas Connection on Girls' Gym AHU	\$3,327.00	\$558.27
K232	RCM 7	RCM 7 Repair Canvas Connection on Girls' Gym AHU	\$3,327.00	\$736.24
K232	RCM 8	RCM 8 Rewire Boys' Gym Fan Motor	\$1,208.00	\$0.00
K232	RCM 9	RCM 9 Replace Failed Temperature Sensors on Cafeteria AHU	\$2,734.00	\$778.87
K243 (LL84)	RCM 1	RCM 1 Repair Vacuum Condensate System	\$3,720.00	\$50,364.19
K243 (LL84)	RCM 2	RCM 2 Clean Coils	\$1,200.00	\$7,875.77
K243 (LL84)	RCM 3	RCM 3 Replace Failed Steam Traps	\$153,700.00	\$84,036.68
K243 (LL84)	RCM 4	RCM 4 Boiler/Burner Cleaning and Tuning	\$7,400.00	\$1,500.00

Building Name	Measure	Measure Description	Estimated Installation Cost (\$)	Actual Cost Incurred by DCAS ¹²
K243 (LL84)	RCM 5	RCM 5 DHW Heater Cleaning and Tuning	\$2,100.00	\$0.00
K243 (LL84)	RCM 6	RCM 6 Replace Damaged or Missing Insulation on Large Hot Piping	\$4,000.00	\$6,458.57
K243 (LL84)	RCM 7	RCM 7 Boiler System Repairs	\$1,340.00	\$8,345.75
K243 (LL84)	RCM 8	RCM 8 Replace Pneumatic Thermostats	\$3,000.00	\$1,988.53
K246	RCM 1	RCM 1 Tune Boilers	\$7,970.00	\$2,922.56
K246	RCM 10	RCM 10 Insulate Bare Piping	\$4,200.00	\$2,300.38
K246	RCM 11	RCM 11 Repair Gaps at Doors	\$708.00	\$0.00
K246	RCM 2	RCM 2 Train Staff on Operation of Boiler Controls	\$759.00	\$0.00
K246	RCM 3	RCM 3 Repair/Replace Steam Traps	\$96,924.00	\$112,698.15
K246	RCM 4	RCM 4 Repair and Adjust Classroom Temperatures Controls	\$12,018.00	\$4,868.31
K246	RCM 5	RCM 5 Repair Air Handling Systems	\$9,222.00	\$15,626.91
K246	RCM 6	RCM 6 Reduce Pressure Set Points on Compressor Storage Tanks	\$253.00	\$0.00
K246	RCM 7	RCM 7 Tune Domestic Hot Water Heaters	\$1,252.00	\$0.00
K246	RCM 8	RCM 8 Adjust Aquastat Set Points	\$380.00	\$0.00
K246	RCM 9	RCM 9 Repair Water Leaks	\$2,315.00	\$1,645.79
K249 (LL84)	RCM 1	RCM 1 Clean H&V Units	\$4,472.00	\$0.00
K249 (LL84)	RCM 2	RCM 2 Replace Filters	\$1,230.00	\$0.00

Building Name	Measure	Measure Description	Estimated Installation Cost (\$)	Actual Cost Incurred by DCAS ¹²
K249 (LL84)	RCM 3	RCM 3 Replace Sensors	\$2,731.00	\$0.00
K249 (LL84)	RCM 4	RCM 4 Valve Actuators	\$4,866.00	\$0.00
K249 (LL84)	RCM 5	RCM 5 Damper Actuators	\$5,650.00	\$0.00
K249 (LL84)	RCM 6	RCM 6 Door Seals	\$1,384.00	\$3,009.37
K250	RCM 1	RCM 1 Repair Steam Leaks	\$481.00	\$584.55
K250	RCM 2	RCM 2 Replace all F&T Steam Traps and Two TD Traps	\$31,900.00	\$31,577.04
K250	RCM 3	RCM 3 Install Missing Weatherstripping	\$623.00	\$596.87
K250	RCM 4	RCM 4 Replace Steam Control Valves	\$22,609.00	\$13,106.60
K250	RCM 5	RCM 5 Repair Condensate Leaks	\$12,047.00	\$3,721.60
K250	RCM 6	RCM 6 Clean Coils	\$1,512.50	\$2,024.87
K250	RCM 7	RCM 7 Replace Air Filters	\$418.88	\$0.00
K250	RCM 8	RCM 8 Replace Boiler Dampers	\$1,512.50	\$757.04
K256	RCM 1	RCM 1 Repair Steam Leaks	\$202.00	\$0.00
K256	RCM 2	RCM 2 Insulate DHW Piping	\$3,288.00	\$2,345.44
K256	RCM 3	RCM 3 Install Weatherstripping	\$3,739.00	\$3,461.28
K256	RCM 4	RCM 4 Replace All Steam Traps	\$175,313.00	\$85,015.20
K256	RCM 5	RCM 5 Replace Steam Controllers and Control Valves and Drain Clogged Coil	\$14,905.00	\$18,282.59
K263	RCM 1	RCM 1 Replace Thermostatic Steam Traps	\$159,965.00	\$101,670.55

Building Name	Measure	Measure Description	Estimated Installation Cost (\$)	Actual Cost Incurred by DCAS ¹²
K263	RCM 10	RCM 10 Retune Boilers	\$4,998.00	\$2,550.00
K263	RCM 11	RCM 11 Replace Outside Air Combustion Damper Actuators, linkages, and related Controls to Boiler Controller	\$2,490.00	\$0.00
K263	RCM 12	RCM 12 Replace Flame Safeguard Controls	\$1,218.00	\$0.00
K263	RCM 13	RCM 13 Remediate Burner Control Manual Override	\$12,864.00	\$0.00
K263	RCM 2	RCM 2 Replace Missing Insulation	\$3,119.00	\$10,049.00
K263	RCM 3	RCM 3 Install Weather-Stripping and Door Sweeps	\$4,197.00	\$6,681.63
K263	RCM 4	RCM 4 Replace Faulty H&V Unit Sensors	\$3,796.00	\$3,296.56
K263	RCM 5	RCM 5 Replace Faulty H&V Unit Steam Coil Control Valves	\$8,042.00	\$27,838.57
K263	RCM 7	RCM 7 Clean Dirty H&V Unit Ductwork and Fan Housing	\$133.00	\$2,161.59
K263	RCM 8	RCM 8 Clean Dirty H&V Unit Coil Sections	\$1,031.00	\$3,459.04
K263	RCM 9	RCM 9 Repair Steam System Leaks	\$825.00	\$9,959.03
K264	RCM 1	RCM 1 Boiler/Burner Cleaning and Tuning	\$7,800.00	\$0.00
K264	RCM 2	RCM 2 DHW Heater Cleaning and Tuning	\$2,400.00	\$0.00
K264	RCM 3	RCM 3 Ventilation System Cleaning	\$4,500.00	\$11,834.67
K264	RCM 4	RCM 4 Exterior Lighting Controls Repairs	\$3,500.00	\$4,764.84
K264	RCM 5	RCM 5 Fix Water Leaks	\$250.00	\$0.00

Building Name	Measure	Measure Description	Estimated Installation Cost (\$)	Actual Cost Incurred by DCAS ¹²
K264	RCM 6	RCM 6 Install New Pleated Filters	\$8,300.00	\$0.00
K264	RCM 7	RCM 7 Adjust Fan Belt Tension	\$1,210.00	\$0.00
K264	RCM 8	RCM 8 Relocate the Outside Air Temperature Sensor	\$2,000.00	\$1,283.45
K282 (LL84)	RCM 1	RCM 1 Repair Outside Air Dampers and Control Sequences for AHUs	\$6,130.00	\$0.00
K282 (LL84)	RCM 2	RCM 2 Repair Exterior Lighting Control	\$4,500.00	\$847.28
K282 (LL84)	RCM 3	RCM 3 Repair Control Sequences for Combustion Air Dampers	\$2,730.00	\$0.00
K282 (LL84)	RCM 4	RCM 4 Replace Failed Steam Traps	\$110,500.00	\$0.00
K282 (LL84)	RCM 5	RCM 5 Boiler/Burner Cleaning and Tuning	\$3,700.00	\$750.00
K282 (LL84)	RCM 6	RCM 6 Replace Damaged or Missing Insulation	\$2,040.00	\$7,257.15
K282 (LL84)	RCM 7	RCM 7 Repair Control Valves and Thermostats	\$5,700.00	\$5,508.05
K298	RCM 1	RCM 1 Replace Steam Controllers and Steam Control Valves	\$5,781.82	\$9,981.37
K298	RCM 2	RCM 2 Repair Steam Leaks	\$222.56	\$0.00
K298	RCM 3	RCM 3 Insulate Steam Supply Piping	\$287.93	\$525.42
K298	RCM 4	RCM 4 Install Weatherstripping	\$2,492.77	\$1,606.89
K298	RCM 5	RCM 5 Replace All Steam Traps	\$101,062.50	\$0.00
K298	RCM 6	RCM 6 Repair Condensate Leaks	\$1,897.00	\$318.62
K298	RCM 7	RCM 7 Replace Boiler Damper	\$3,025.00	\$0.00

Building Name	Measure	Measure Description	Estimated Installation Cost (\$)	Actual Cost Incurred by DCAS ¹²
K298	RCM 8	RCM 8 Clean Coils	\$1,512.50	\$4,581.05
K306	RCM 1	RCM 1 Replace Non-functional TRVs in Hallways and Staircases RCM 3 Repair Controls for Boiler #2 RCM 9 Repair Perimeter Heating Controls	\$16,560.00	\$5,290.03
K306	RCM 10	RCM 10 Domestic Hot Water Systems Repairs	\$1,330.00	\$1,868.38
K306	RCM 11	RCM 11 Replace Failed Steam Traps	\$1,000.00	\$0.00
K306	RCM 2	RCM 2 Repair Steam and Water Leaks	\$3,160.00	\$1,623.22
K306	RCM 4	RCM 4 Boiler/Burner Cleaning and Tuning	\$7,000.00	\$750.00
K306	RCM 5	RCM 5 Insulate Exposed Steam Pipes	\$3,360.00	\$4,710.63
K306	RCM 6	RCM 6 REPAIR AIR COMPRESSOR	\$1,200.00	\$0.00
K306	RCM 7	RCM 7 Repair Broken Burner Air Damper	\$700.00	\$0.00
K306	RCM 8	RCM 8 Repair Ventilation Units	\$16,790.00	\$3,829.39
K316	RCM 1	RCM 1 Repair Steam Leaks	\$107.50	\$4,801.51
K316	RCM 10	RCM 10 Clean Coils	\$4,537.50	\$17,125.25
K316	RCM 11	RCM 11 Replace Flex Connectors	\$99.07	\$4,801.51
K316	RCM 12	RCM 12 Replace Air Filters	\$471.03	\$0.00
K316	RCM 13	RCM 13 Reconnect Exhaust Air Damper Actuator on the Auditorium Unit	\$189.06	\$0.00
K316	RCM 2	RCM 2 Tune Boiler - B1, B2	\$11,000.00	\$1,500.00

Building Name	Measure	Measure Description	Estimated Installation Cost (\$)	Actual Cost Incurred by DCAS ¹²
K316	RCM 3	RCM 3 Insulate DHW Piping	\$178.04	\$224.29
K316	RCM 4	RCM 4 Install Missing Weatherstripping	\$4,362.34	\$2,144.40
K316	RCM 5	RCM 5 Insulate Piping	\$3,657.94	\$1,581.77
K316	RCM 6	RCM 6 Replace All Steam Traps	\$122,375.00	\$113,622.21
K316	RCM 7	RCM 7 Replace Steam Control Valves	\$61,321.84	\$9,737.02
K316	RCM 8	RCM 8 Repair Condensate Leaks	\$106,978.85	\$0.00
K316	RCM 9	RCM 9 Replace Boiler Dampers B1, B2 and Repair Draft Inducer	\$6,050.00	\$2,238.12
K320	RCM 1	RCM 1 - Pipe Insulation	\$400.00	\$0.00
K320	RCM 2	RCM 2 - Steam Traps Replacement	\$103,100.00	\$0.00
K320	RCM 3	RCM 3 - Repair Leaks	\$1,000.00	\$0.00
K320	RCM 4	RCM 4 - Repair Control Issues	\$11,600.00	\$0.00
K320	RCM 5	RCM 5 - Replace Filters	\$1,100.00	\$0.00
K320	RCM 6	RCM 6 - Clean Preheat Coils	\$1,900.00	\$0.00
K320	RCM 7	RCM 7 - Replace HVAC Sensors	\$1,300.00	\$0.00
K320	RCM 8	RCM 8 - Reset Exterior Light Time Clock	\$200.00	\$0.00
K320	RCM 9	RCM 9 - Replace HV-1 Return Fan Motor	\$1,100.00	\$0.00
K335	RCM 1	RCM 1 Repair Steam Traps	\$112,948.00	\$123,112.24
K335	RCM 2	RCM 2 Repair Auditorium AHU	\$6,604.00	\$8,543.99

Building Name	Measure	Measure Description	Estimated Installation Cost (\$)	Actual Cost Incurred by DCAS ¹²
K335	RCM 3	RCM 3 Repair Gym AHU	\$6,379.00	\$8,457.68
K335	RCM 4	RCM 4 Repair Lunchroom AHU	\$6,784.00	\$8,543.99
K335	RCM 5	RCM 5 Retune and Repair Boilers	\$5,324.00	\$850.00
K335	RCM 6	RCM 6 Repair Condensate Leaks	\$70,522.00	\$51,376.88
K366	RCM 1	RCM 1 Repair BMS	\$207,966.00	\$34,693.72
K366	RCM 2	RCM 2 Repair Air Handling Systems	\$63,946.00	\$10,872.71
K366	RCM 3	RCM 3 Adjust Set Points, Schedules, and Setbacks to meet CFR	\$53,130.00	\$0.00
K366	RCM 4	RCM 4 Balance Air Handling Units	\$24,668.00	\$0.00
K366	RCM 5	RCM 5 Tune Domestic Hot Water Heater	\$1,448.00	\$672.56
K366	RCM 6	RCM 6 Adjust Aquastat Set Point	\$253.00	\$0.00
K366	RCM 7	RCM 7 Repair Weather Stripping on Doors	\$3,099.00	\$1,936.56
K390 (LL84)	RCM 1	RCM 1 Replace Steam Traps	\$147,500.00	\$0.00
K390 (LL84)	RCM 2	RCM 2 Repair Lighting Controls	\$900.00	\$2,104.48
K390 (LL84)	RCM 3	RCM 3 Repair Water Leaks	\$1,500.00	\$0.00
K390 (LL84)	RCM 4	RCM 4 Clean Coils and Ducts	\$1,000.00	\$0.00
K390 (LL84)	RCM 5	RCM 5 Refresh Filters	\$1,000.00	\$0.00
K390 (LL84)	RCM 6	RCM 6 Replace Fan Belts, Repair Fan Motors, Repair Chiller Compressor	\$46,600.00	\$0.00

Building Name	Measure	Measure Description	Estimated Installation Cost (\$)	Actual Cost Incurred by DCAS ¹²
K390 (LL84)	RCM 7	RCM 7 Repair HVAC Controls	\$55,300.00	\$0.00
K390 (LL84)	RCM 8	RCM 8 Adjust OA Airflow of AH-6 & AH-10	\$1,000.00	\$0.00
K395	RCM 1	RCM 1 Tune and Clean Boilers	\$7,337.00	\$1,190.00
K395	RCM 10	RCM 10 Insulate Bare piping (> 3" diameter)	\$2,157.00	\$2,024.47
K395	RCM 11	RCM 11 Repair Water Leaks	\$6,350.00	\$3,090.43
K395	RCM 12	RCM 12 Repair/Replace Vacancy Sensor	\$316.00	\$629.54
K395	RCM 2	RCM 2 Repair/Replace Failed Steam Traps	\$117,038.00	\$112,576.30
K395	RCM 3	RCM 3 Repair and Adjust Boiler Controls	\$2,062.00	\$0.00
K395	RCM 4	RCM 4 Repair Vacuum/Condensate Package Controls	\$2,226.00	\$1,375.28
K395	RCM 5	RCM 5 Repair/Replace Deficient Cooling Equipment	\$10,069.00	\$0.00
K395	RCM 6	RCM 6 Repair Air Handling Systems	\$29,329.00	\$39,077.04
K395	RCM 7	RCM 7 Perform Airside Balancing	\$28,463.00	\$0.00
K395	RCM 8	RCM 8 Tune Domestic Hot Water Heater	\$626.00	\$0.00
K395	RCM 9	RCM 9 Repair and Adjust Domestic Hot Water Heater Controls	\$886.00	\$0.00
K398 (LL84)	RCM 1	RCM 1 AC-1 & AC-3 Controls Repairs	\$13,896.97	\$7,135.86
K398 (LL84)	RCM 10	RCM 10 Install Proper Filters	\$0.00	\$0.00
K398 (LL84)	RCM 11	RCM 11 Service HV-4 Controls	\$5,840.42	\$0.00

Building Name	Measure	Measure Description	Estimated Installation Cost (\$)	Actual Cost Incurred by DCAS ¹²
K398 (LL84)	RCM 2	RCM 2 Retuning Boilers	\$10,648.00	\$1,500.00
K398 (LL84)	RCM 3	RCM 3 Chiller Repair	\$51,751.94	\$0.00
K398 (LL84)	RCM 4	RCM 4 Restoring OA to AC-3 and Boiler Combustion Air Intake	\$0.00	\$0.00
K398 (LL84)	RCM 5	RCM 5 Clean Dirty AC/HV Coils	\$574.99	\$0.00
K398 (LL84)	RCM 6	RCM 6 Install Missing Insulation	\$2,331.51	\$0.00
K398 (LL84)	RCM 7	RCM 7 Replace Boiler #1 Stack Temperature Display	\$2,941.00	\$0.00
K398 (LL84)	RCM 8	RCM 8 Pump Repair / Valve Repair	\$31,944.00	\$0.00
K398 (LL84)	RCM 9	RCM 9 Repair Condensate Station Leak	\$2,439.03	\$0.00
K564	RCM 1	RCM 1 Repair RTUs	\$8,779.00	\$0.00
K564	RCM 2	RCM 2 Perform Airside Balancing	\$17,078.00	\$0.00
K564	RCM 3	RCM 3 Repair BMS	\$56,166.00	\$0.00
K564	RCM 4	RCM 4 Adjust RTU Set Points, Setbacks, and Operating Schedules	\$1,822.00	\$0.00
K564	RCM 5	RCM 5 Tune Domestic Hot Water Heater	\$626.00	\$0.00
K564	RCM 6	RCM 6 Repair and Adjust Domestic Hot Water Aquastats	\$595.00	\$0.00
K564	RCM 7	RCM 7 Repair Exterior Lighting Controls	\$2,530.00	\$0.00
K564	RCM 8	RCM 8 Clean Exterior Lighting Controls	\$443.00	\$0.00
K564	RCM 9	RCM 9 Repair House Water Leak	\$1,050.00	\$0.00

Building Name	Measure	Measure Description	Estimated Installation Cost (\$)	Actual Cost Incurred by DCAS ¹²
K590	RCM 1	RCM 1 Repair Compressed Air Leaks	\$6,407.00	\$0.00
K590	RCM 10	RCM 10 Repair Chillers	\$9,614.00	\$0.00
K590	RCM 11	RCM 11 Tune Domestic Hot Water Heater	\$759.00	\$0.00
K590	RCM 2	RCM 2 Repair AHUs	\$5,237.00	\$0.00
K590	RCM 3	RCM 3 Adjust Hot Water Temperature Set Points	\$127.00	\$0.00
K590	RCM 4	RCM 4 Repair Condensate Water Leaks	\$443.00	\$0.00
K590	RCM 5	RCM 5 Insulate Bare Hot Water Piping	\$69.00	\$134.65
K590	RCM 6	RCM 6 Adjust Thermostat Set Points to 70F	\$3,542.00	\$0.00
K590	RCM 7	RCM 7 Repair Classroom Temperature Controls	\$5,319.00	\$0.00
K590	RCM 8	RCM 8 Repair/replace Failed Steam Traps	\$23,833.00	\$0.00
K590	RCM 9	RCM 9 Tune Boilers	\$3,479.00	\$1,500.00
K610	RCM 1	RCM 1 Tune Boilers	\$10,648.00	\$6,032.15
K610	RCM 2	RCM 2 Gym HV- Repair RA damper	\$2,814.00	\$925.41
K610	RCM 3	RCM 3 Replace entire steam trap population	\$200,590.00	\$172,137.97
K610	RCM 4	RCM 4 Replace thermostats: Rooms: 303, 310	\$971.00	\$615.66
K610	RCM 5	RCM 5 GYM & Shops HV - Replace damaged flex duct connections	\$6,370.00	\$6,883.66
K610	RCM 6	RCM 6 Clean interior of HV units	\$1,863.00	\$9,129.20

Building Name	Measure	Measure Description	Estimated Installation Cost (\$)	Actual Cost Incurred by DCAS ¹²
K610	RCM 7	RCM 7 Gym HV - Seal cabinet and replace fan belt	\$1,841.00	\$925.41
K610	RCM 8	RCM 8 Replace SA sensors -AHU Auditorium & Gym	\$3,809.00	\$1,467.72
K610	RCM 9	RCM 9 Replace occupancy sensor - room 358	\$264.00	\$0.00
K615	RCM 1	RCM 1 Boiler/Burner Cleaning and Tuning	\$16,900.00	\$3,400.00
K615	RCM 2	RCM 2 Boiler System Repairs	\$19,100.00	\$7,099.25
K615	RCM 3	RCM 3 Domestic Hot Water System Repairs	\$3,000.00	\$0.00
K615	RCM 4	RCM 4 Repair Vacuum Condensate System	\$2,500.00	\$50,353.71
K615	RCM 5	RCM 5 Ventilation System Repairs	\$0.00	\$7,985.27
K615	RCM 6	RCM 6 Insulate Exposed Condensate Pipes	\$1,400.00	\$1,874.48
K615	RCM 7	RCM 7 Replace Failed Steam Traps	\$149,500.00	\$10,672.82
K615	RCM 8	RCM 8 Install Door Sweeps for Exterior Doors	\$630.00	\$539.38
K798	RCM 1	RCM 1 Repair BMS and Critical Control Points	\$56,166.00	\$0.00
K798	RCM 2	RCM 2 Repair Rooftop Units to Operate to Proper Control Sequences	\$20,873.00	\$0.00
K798	RCM 3	RCM 3 Balance Air Handling Units	\$24,668.00	\$0.00
K798	RCM 4	RCM 4 Adjust Set Points, Schedules, and Setbacks to meet CFR	\$1,440.00	\$0.00
K798	RCM 5	RCM 5 Repair Gaps at Exterior Doors	\$1,505.00	\$882.58
K798	RCM 6	RCM 6 Tune Water Heater	\$1,448.00	\$0.00

Building Name	Measure	Measure Description	Estimated Installation Cost (\$)	Actual Cost Incurred by DCAS ¹²
K798	RCM 7	RCM 7 Repair House Zone Mixing Valve	\$11,259.00	\$0.00
K798	RCM 8	RCM 8 Re-lamp all Auditorium Fixtures	\$6,983.00	\$0.00
M002	RCM 1	RCM 1 Heating Plant Repairs	\$1,600.00	\$9,581.33
M002	RCM 2	RCM 2 Replace Insulation on Exposed Steam Pipe	\$50.00	\$1,681.83
M002	RCM 3	RCM 3 Replace Failed Steam Traps	\$88,400.00	\$6,463.68
M002	RCM 4	RCM 4 HVAC Repairs	\$1,300.00	\$5,758.25
M002	RCM 5	RCM 5 Repair Heating Plant Leaks	\$7,120.00	\$7,138.01
M002	RCM 6	RCM 6 Clean Dirty Preheat Steam Coils	\$1,600.00	\$798.32
M007	RCM 1	RCM 1 Reduce Perimeter Radiator Temperature Set-point	\$1,800.00	\$0.00
M007	RCM 2	RCM 2 HVAC Equipment Cleaning	\$25,500.00	\$6,000.00
M007	RCM 3	RCM 3 Replace Missing Fan Sheave and Belt	\$500.00	\$0.00
M007	RCM 4	RCM 4 Implement Steam Trap Testing/ Replacement Protocol	\$2,000.00	\$0.00
M007	RCM 5	RCM 5 Burner Cleaning and Tune-Up	\$15,500.00	\$2,172.56
M009	RCM 1	RCM 1 Repair Condensate Leaks	\$0.00	\$0.00
M009	RCM 2	RCM 2 Replace Steam Valve Air Bladder	\$11,305.00	\$5,223.05
M009	RCM 3	RCM 3 Insulate Piping	\$579.00	\$0.00
M009	RCM 4	RCM 4 Install Missing Weatherstripping	\$4,362.00	\$9,545.69

Building Name	Measure	Measure Description	Estimated Installation Cost (\$)	Actual Cost Incurred by DCAS ¹²
M009	RCM 5	RCM 5 Replace All Thermostatic Steam Traps	\$81,813.00	\$79,434.92
M009	RCM 6	RCM 6 Repair Boiler Dampers B1, B2	\$3,025.00	\$2,872.56
M009	RCM 7	RCM 7 Clean Coils	\$3,025.00	\$1,298.16
M009	RCM 8	RCM 8 Replace Gym Heating Controller	\$1,904.95	\$1,958.69
M011	RCM 1	RCM 1 Replace Steam Controllers	\$872.00	\$700.87
M011	RCM 2	RCM 2 Weatherstripping	\$4,250.00	\$5,707.91
M011	RCM 3	RCM 3 Clean and Tune Boiler	\$11,000.00	\$0.00
M011	RCM 4	RCM 4 Replace Steam Traps	\$60,638.00	\$44,134.84
M011	RCM 5	RCM 5 Clean Coils	\$756.00	\$0.00
M011	RCM 6	RCM 6 Repair Flex Connector (Exhaust Fan)	\$0.00	\$1,327.24
M013	RCM 1	RCM 1 Repair or Calibrate Sensor	\$1,150.00	\$2,355.93
M013	RCM 10	RCM 10 Retune Boiler	\$17,409.00	\$2,250.00
M013	RCM 2	RCM 2 Repair or Replace Damper Handle / Blade Linkages	\$575.00	\$652.35
M013	RCM 3	RCM 3 Add Belt	\$73.21	\$0.00
M013	RCM 4	RCM 4 Repair or Replace Canvas	\$708.09	\$0.00
M013	RCM 5	RCM 5 Install Piping Insulation	\$13,027.00	\$11,606.63
M013	RCM 6	RCM 6 Install Weather Stripping	\$478.18	\$1,182.92

Building Name	Measure	Measure Description	Estimated Installation Cost (\$)	Actual Cost Incurred by DCAS ¹²
M013	RCM 7	RCM 7 Find and repair connection to main pneumatic air.	\$574.99	\$1,773.35
M013	RCM 8	RCM 8 Replace thermostat	\$417.93	\$410.01
M013	RCM 9	RCM 9 Replace gasket and mechanical seals	\$720.07	\$17,395.97
M020	RCM 1	RCM 1 Retune Boilers	\$10,648.00	\$1,500.00
M020	RCM 2	RCM 2 Install Door Seals	\$1,853.71	\$6,180.01
M020	RCM 3	RCM 3 Install New Wireless Pneumatic Thermostats	\$5,270.76	\$9,425.29
M020	RCM 4	RCM 4 Dirty PH Coils	\$1,456.00	\$10,077.40
M040	RCM 1	RCM 1 Install Missing Insulation on Steam and Condensate Pipes	\$5,810.00	\$3,284.57
M040	RCM 10	RCM 10 Replace Non-Functional or Missing TRVs	\$7,480.00	\$3,112.70
M040	RCM 2	RCM 2 Domestic Hot Water System Repairs	\$6,260.00	\$4,888.10
M040	RCM 3	RCM 3 Repair Float Valve for Condensate Tank	\$2,800.00	\$1,347.71
M040	RCM 4	RCM 4 Replace Dirty Filters, Implement Filter Replacement Protocol	\$1,380.00	\$0.00
M040	RCM 5	RCM 5 Clean Dirty AHU Coils	\$2,400.00	\$2,068.92
M040	RCM 6	RCM 6 Replace Failed Steam Traps	\$107,890.00	\$101,636.94
M040	RCM 7	RCM 7 Repair AHU Controls	\$5,200.00	\$2,264.48
M040	RCM 8	RCM 8 Repair Failed Pneumatic Controls	\$3,770.00	\$1,706.64
M040	RCM 9	RCM 9 Rebalance Ventilation Units	\$10,310.00	\$4,905.43

Building Name	Measure	Measure Description	Estimated Installation Cost (\$)	Actual Cost Incurred by DCAS ¹²
M052	RCM 1	RCM 1 Repair Blowers and Exhaust Fans	\$5,500.00	\$8,910.83
M052	RCM 2	RCM 2 Boiler Repair	\$7,700.00	\$7,199.57
M052	RCM 3	RCM 3 Steam Trap Replacement and Maintenance Program	\$6,000.00	\$10,386.27
M052	RCM 4	RCM 4 Repair/Recalibrate Pneumatic Thermostats and Valves	\$33,500.00	\$13,032.97
M052	RCM 5	RCM 5 Testing and Balancing	\$20,500.00	\$888.19
M052	RCM 6	RCM 6 Burner Cleaning and Tune-Up	\$11,500.00	\$3,672.56
M052	RCM 7	RCM 7 Insulate Condensate Piping	\$6,250.00	\$2,466.02
M058	RCM 1	RCM 1 Replace thermostatic and float & trap steam traps	\$118,380.00	\$64,882.03
M058	RCM 2	RCM 2 Replace missing piping insulation	\$6,477.00	\$4,388.79
M058	RCM 3	RCM 3 Install Weatherstripping & doorsweeps	\$2,378.00	\$3,731.99
M058	RCM 4	RCM 4 Clean ductwork and fan housing	\$546.00	\$217.51
M058	RCM 5, RCM 6	RCM 5 & RCM-06 Replace H&V heating coil control valves (motor > 5 hp) Replace H&V manual isolation valves	\$1,625.00	\$3,198.60
M058	RCM 7	RCM 7 Replace fan belt (motor > 5 hp)	\$493.00	\$1,430.40
M058	RCM 8	RCM 8 Replace H&V unit air filters (motor > 5 hp)	\$249.00	\$0.00
M058	RCM 9	RCM 9 Replace compressor auto bleed valve	\$398.00	\$108.59
M064	RCM 1	RCM 1 Replace thermostatic and F&T steam traps	\$220,485.00	\$184,487.53

Building Name	Measure	Measure Description	Estimated Installation Cost (\$)	Actual Cost Incurred by DCAS ¹²
M064	RCM 13	RCM 13 Replace fan belt	\$110.00	\$0.00
M064	RCM 14	RCM 14 Realign the motor sheave	\$1,085.00	\$0.00
M064	RCM 16	RCM 16 Clean ductwork and fan	\$412.00	\$2,852.34
M064	RCM 17	RCM 17 Replace the unit's dirty air filters with energy efficient air filters	\$2,818.00	\$0.00
M064	RCM 18	RCM 18 Repair the communication between the unit and controller(s) to allow for low fire / high fire operation	\$2,787.00	\$0.00
M064	RCM 19	RCM 19 Replace boiler's outside air damper	\$864.00	\$250.00
M064	RCM 2	RCM 2 Replace missing piping insulation	\$1,577.00	\$4,603.81
M064	RCM 3	RCM 3 Install Weatherstripping & doorsweeps	\$6,626.00	\$6,503.92
M064	RCM 4	RCM 4 Repair system leaks	\$825.00	\$3,429.57
M064	RCM 5	RCM 5 Repair the communication between the power, unit, unit devices, controller(s), fire alarm panel, and fan motor	\$8,677.00	\$8,865.61
M064	RCM 6	RCM 6 Replace faulty AHU and H&V temperature sensors	\$2,952.00	\$0.00
M070 (LL84)	RCM 1	RCM 1 Repair Outside Air Dampers	\$2,650.00	\$2,307.26
M070 (LL84)	RCM 2	RCM 2 Boiler/Burner Cleaning and Tuning	\$11,100.00	\$2,250.00
M070 (LL84)	RCM 3	RCM 3 Replace Damaged or Missing Insulation	\$3,600.00	\$2,078.50
M070 (LL84)	RCM 4	RCM 4 Replace Failed Steam Traps	\$7,750.00	\$7,356.60
M070 (LL84)	RCM 5	RCM 5 Replace Thermostats and Control Valves	\$12,090.00	\$10,594.99

Building Name	Measure	Measure Description	Estimated Installation Cost (\$)	Actual Cost Incurred by DCAS ¹²
M070 (LL84)	RCM 6	RCM 6 Adjust Fan Belt Tension	\$1,050.00	\$0.00
M070 (LL84)	RCM 7	RCM 7 Install New Pleated Filters	\$1,500.00	\$0.00
M079	RCM 1	RCM 1 Boiler/Burner Cleaning and Tuning	\$7,400.00	\$0.00
M079	RCM 2	RCM 2 Replace Failed Steam Traps	\$4,950.00	\$7,988.86
M079	RCM 3	RCM 3 Install Insulation on Boiler Room Piping	\$7,730.00	\$18,513.57
M079	RCM 4	RCM 4 Replace Failed Photocell	\$520.00	\$3,192.85
M079	RCM 5	RCM 5 Eliminate Steam Leaks in Cellar	\$5,320.00	\$3,192.32
M079	RCM 6	RCM 6 Clean Gymnasium H&V Unit	\$620.00	\$645.05
M087	RCM 1	RCM 1 Replace Steam Controllers and Control Valves	\$27,586.00	\$0.00
M087	RCM 10	RCM 10 Clean AHU Fans	\$3,025.00	\$0.00
M087	RCM 2	RCM 2 Insulate Piping	\$1,920.00	\$0.00
M087	RCM 3	RCM 3 Repair Condensate Leaks	\$303.00	\$0.00
M087	RCM 4	RCM 4 Clean and Tune Boiler - B1, B2	\$11,000.00	\$0.00
M087	RCM 5	RCM 5 Install Weatherstripping	\$6,232.00	\$0.00
M087	RCM 6	RCM 6 Replace All Steam Traps	\$80,988.00	\$0.00
M087	RCM 7	RCM 7 Repair Steam Leaks	\$11,305.00	\$0.00
M087	RCM 8	RCM 8 Repair Zone Valve Thermostat	\$3,437.50	\$0.00

Building Name	Measure	Measure Description	Estimated Installation Cost (\$)	Actual Cost Incurred by DCAS ¹²
M087	RCM 9	RCM 9 Clean Coils	\$3,025.00	\$0.00
M089	RCM 1	RCM 1 Insulate and Seal Exterior Soffit	\$19,500.00	\$0.00
M089	RCM 2	RCM 2 Replace Faulty Water System Components	\$14,500.00	\$9,464.49
M089	RCM 3	RCM 3 Rebalance Ventilation Systems	\$19,350.00	\$8,009.16
M089	RCM 4	RCM 4 Fuel burner Clean and Tune	\$17,000.00	\$2,172.56
M089	RCM 5	RCM 5 Repair HVAC Zone Controls	\$20,150.00	\$3,247.47
M089	RCM 6	RCM 6 Repair Condensate Drainage for Unit Ventilators	\$9,000.00	\$0.00
M097 (LL84)	RCM 1	RCM 1 Replace Damaged or Missing Insulation	\$1,040.00	\$116.36
M097 (LL84)	RCM 10	RCM 10 Install Door Sweeps for Exterior Doors	\$2,000.00	\$8,943.64
M097 (LL84)	RCM 2	RCM 2 Boiler System Repairs	\$4,930.00	\$0.00
M097 (LL84)	RCM 3	RCM 3 Repair Vacuum Condensate System	\$2,570.00	\$11,927.99
M097 (LL84)	RCM 4	RCM 4 Repair Outside Air Dampers	\$1,200.00	\$771.10
M097 (LL84)	RCM 5	RCM 5 Repair Dampers Controls	\$2,250.00	\$619.93
M097 (LL84)	RCM 6	RCM 6 Ventilation System Cleaning	\$1,000.00	\$505.59
M097 (LL84)	RCM 7	RCM 7 Boiler/Burner Cleaning and Tuning	\$10,800.00	\$1,500.00
M097 (LL84)	RCM 8	RCM 8 Replace Failed Steam Traps	\$30,900.00	\$80,287.46
M097 (LL84)	RCM 9	RCM 9 Repair/Recalibrate Thermostats and Control Valves	\$33,440.00	\$14,225.73

Building Name	Measure	Measure Description	Estimated Installation Cost (\$)	Actual Cost Incurred by DCAS ¹²
M114	RCM 1	RCM 1 Retune Boilers	\$8,000.00	\$1,500.00
M114	RCM 2	RCM 2 Repair Outside Air Damper (Boiler-2)	\$834.70	\$615.11
M114	RCM 3	RCM 3 Clean Heating Coils (AHU-1)	\$95.00	\$1,496.97
M114	RCM 4	RCM 4 Repair HW Valve Actuators on AHUs	\$1,556.95	\$36,009.30
M118	RCM 1	RCM 1 Recalibrate Building Thermostats	\$21,000.00	\$3,519.05
M118	RCM 10	RCM 10 Boiler/Burner Cleaning and Tuning	\$10,000.00	\$0.00
M118	RCM 11	RCM 11 Insulate Exposed Condensate Piping	\$600.00	\$4,100.71
M118	RCM 2	RCM 2 Boiler Smoke Eyes Repairation	\$2,800.00	\$0.00
M118	RCM 3	RCM 3 Rehabilitate and Repair Boilers	\$94,500.00	\$0.00
M118	RCM 4	RCM 4 HVAC Testing and Balancing	\$5,000.00	\$1,796.90
M118	RCM 5	RCM 5 Adjust DHW Zone Temperatures	\$2,000.00	\$0.00
M118	RCM 6	RCM 6 Replace Leaking Isolation Valves	\$1,600.00	\$970.83
M118	RCM 7	RCM 7 Replace HVAC Filters	\$1,500.00	\$0.00
M118	RCM 8	RCM 8 Repair Damaged HVAC Equipment	\$500.00	\$191.39
M118	RCM 9	RCM 9 Steam trap Replacement and Maintenance Program	\$61,750.00	\$22,447.70
M125	RCM 1	RCM 1 Repair Flame Monitor for Boiler B-1	\$1,500.00	\$0.00
M125	RCM 10	RCM 10 Adjust Combustion Air Damper Controls	\$2,250.00	\$0.00
M125	RCM 11	RCM 11 Exterior Lighting System Repairs	\$4,550.00	\$7,641.24

Building Name	Measure	Measure Description	Estimated Installation Cost (\$)	Actual Cost Incurred by DCAS ¹²
M125	RCM 12	RCM 12 Cooling Equipment Repairs	\$21,700.00	\$0.00
M125	RCM 2	RCM 2 Boiler/Burner Cleaning and Tuning	\$12,000.00	\$0.00
M125	RCM 3	RCM 3 Replace Failed Steam Traps	\$6,250.00	\$2,394.42
M125	RCM 4	RCM 4 Boiler Control Repairs	\$3,600.00	\$0.00
M125	RCM 5	RCM 5 Insulate Steam/Hot Water Piping	\$11,820.00	\$2,596.02
M125	RCM 6	RCM 6 Fix Steam and Water Leaks	\$5,630.00	\$10,702.71
M125	RCM 7	RCM 7 Repair Ventilation Units	\$17,070.00	\$18,505.06
M125	RCM 8	RCM 8 Repair Perimeter Heating Controls	\$23,880.00	\$9,421.44
M125	RCM 9	RCM 9 Domestic Hot Water System Repairs	\$2,290.00	\$0.00
M143	RCM 1	RCM 1 Weatherstripping	\$8,101.49	\$6,503.20
M143	RCM 10	RCM 10 Repair Flex Connectors	\$19.81	\$1,366.81
M143	RCM 11	RCM 11 Replace Auditorium Exhaust Fan Belts	\$618.75	\$0.00
M143	RCM 12	RCM 12 Repair OA Damper Functionality	\$6,500.45	\$0.00
M143	RCM 2	RCM 2 Replace Steam Valves Controllers	\$51,859.14	\$0.00
M143	RCM 3	RCM 3 Insulate Piping (=3")	\$1,744.60	\$284.75
M143	RCM 4	RCM 4 Replace All Thermostatic Disc Steam Traps and One F&T Trap	\$117,975.00	\$0.00
M143	RCM 5	RCM 5 Repair Steam Leaks	\$25,767.89	\$0.00
M143	RCM 6	RCM 6 Repair Condensate Leaks	\$817.77	\$0.00

Building Name	Measure	Measure Description	Estimated Installation Cost (\$)	Actual Cost Incurred by DCAS ¹²
M143	RCM 7	RCM 7 Clean Coils	\$3,025.00	\$6,238.92
M143	RCM 8	RCM 8 Repair Boiler Exhaust Damper	\$4,537.50	\$2,250.00
M143	RCM 9	RCM 9 Replace Air Filters	\$6,296.26	\$0.00
M144 (LL84)	RCM 1	RCM 1 Retune Boilers	\$9,357.00	\$0.00
M144 (LL84)	RCM 2	RCM 2 Clean HV Cabinet	\$616.00	\$0.00
M144 (LL84)	RCM 3	RCM 3 Install New Door Seals	\$519.00	\$0.00
M154	RCM 1	RCM 1 Replace Steam Controllers and Control Valves	\$2,752.39	\$1,836.66
M154	RCM 2	RCM 2 Clean and Tune Boiler - B1, B2	\$11,000.00	\$1,500.00
M154	RCM 3	RCM 3 Replace All Steam Traps	\$94,462.50	\$74,442.99
M154	RCM 4	RCM 4 Install Missing Weatherstripping	\$12,463.83	\$10,047.93
M154	RCM 5	RCM 5 Repair Barometric Damper	\$756.25	\$1,292.57
M154	RCM 6	RCM 6 Repair Damper Linkage	\$756.25	\$3,265.35
M154	RCM 7	RCM 7 Clean Coils	\$3,025.00	\$973.56
M155 (LL84)	RCM 1	RCM 1 Boiler/Burner Cleaning and Tuning	\$7,400.00	\$1,500.00
M155 (LL84)	RCM 2	RCM 2 Replace Failed Steam Traps	\$117,850.00	\$0.00
M155 (LL84)	RCM 3	RCM 3 Boiler System Repairs	\$24,620.00	\$5,591.87
M155 (LL84)	RCM 4	RCM 4 Insulate Steam Condensate Piping in Boiler Pit	\$2,100.00	\$3,517.84

Building Name	Measure	Measure Description	Estimated Installation Cost (\$)	Actual Cost Incurred by DCAS ¹²
M155 (LL84)	RCM 5	RCM 5 Ventilation System Cleaning	\$3,400.00	\$3,664.32
M155 (LL84)	RCM 6	RCM 6 Lighting System Repairs	\$2,980.00	\$2,067.07
M155 (LL84)	RCM 7	RCM 7 Fix Steam & Water Leaks	\$11,480.00	\$6,109.67
M155 (LL84)	RCM 8	RCM 8 HVAC Repairs	\$1,560.00	\$4,036.83
M167 (LL84)	RCM 1	RCM 1 Repair/Replace Vacuum Pump (Water Leak)	\$2,439.00	\$35,704.04
M167 (LL84)	RCM 2	RCM 2 Retune Boilers	\$15,972.00	\$2,250.00
M167 (LL84)	RCM 3	RCM 3 Replace Failed Steam Trap	\$495.00	\$166.79
M167 (LL84)	RCM 4	RCM 4 Repair/Replace Failed Thermostats	\$482.00	\$440.38
M167 (LL84)	RCM 5	RCM 5 Repair/Replace In-Operable Control Valves	\$2,428.00	\$1,417.10
M167 (LL84)	RCM 6	RCM 6 Fix Steam Leaks	\$1,485.00	\$1,069.12
M167 (LL84)	RCM 7	RCM 7 Clean Preheat Coils	\$1,491.00	\$732.28
M178	RCM 1	RCM 1 Combustion Equipment Tuning	\$11,500.00	\$2,172.56
M178	RCM 2	RCM 2 Air Handling Systems Control Repair	\$50,750.00	\$1,294.91
M178	RCM 3	RCM 3 Boiler #1 Opacity Meter Repairs	\$1,800.00	\$0.00
M178	RCM 4	RCM 4 Steam Trap Replacement	\$44,000.00	\$0.00
M178	RCM 5	RCM 5 Repair Refrigerant Leak Detection	\$5,500.00	\$0.00
M178	RCM 6	RCM 6 Boiler Lead Lag Controls Repairs	\$3,000.00	\$0.00

Building Name	Measure	Measure Description	Estimated Installation Cost (\$)	Actual Cost Incurred by DCAS ¹²
M178	RCM 7	RCM 7 Domestic Water Booster Controls Repair	\$3,000.00	\$0.00
M178	RCM 8	RCM 8 Test and balance Air Side Systems	\$13,100.00	\$890.20
M178	RCM 9	RCM 9 Domestic Hot Water Set Point Adjustment	\$400.00	\$0.00
M180	RCM 1	RCM 1 HVAC Repairs	\$26,900.00	\$22,512.36
M180	RCM 2	RCM 2 Ventilation System Cleaning	\$1,750.00	\$0.00
M180	RCM 3	RCM 3 Boiler/Burner Cleaning and Tuning	\$8,500.00	\$2,172.56
M180	RCM 4	RCM 4 Replace Failed Steam Traps	\$70,000.00	\$91,712.96
M180	RCM 5	RCM 5 Repair/Recalibrate Thermostats and Control Valves	\$2,070.00	\$20,620.18
M180	RCM 6	RCM 6 Repair Vacuum Condensate System	\$3,090.00	\$12,456.08
M180	RCM 7	RCM 7 Replace Thermostatic Radiator Valves	\$8,280.00	\$10,220.05
M180	RCM 8	RCM 8 Replace Damaged or Missing Insulation	\$1,590.00	\$4,965.25
M180	RCM 9	RCM 9 Fix Water Leaks	\$2,150.00	\$665.75
M189	RCM 1	RCM 1 Steam Trap Replacement and Implement Testing/Replacement Protocol	\$100,000.00	\$68,888.30
M189	RCM 2	RCM 2 Calibrate Existing Pneumatic Thermostats	\$42,600.00	\$0.00
M189	RCM 3	RCM 3 HVAC Unit Repairs	\$6,500.00	\$12,604.61
M189	RCM 4	RCM 4 Boiler/Burner Cleaning and Tune-Up	\$18,000.00	\$1,500.00
M189	RCM 5	RCM 5 Repair Compressors for RTU-2	\$5,000.00	\$0.00

Building Name	Measure	Measure Description	Estimated Installation Cost (\$)	Actual Cost Incurred by DCAS ¹²
M191 (LL84)	RCM 1	RCM 1 Install Missing Insulation	\$1,547.00	\$5,836.00
M191 (LL84)	RCM 2	RCM 2 Repair HV Controls	\$820.00	\$3,679.66
M191 (LL84)	RCM 3	RCM 3 Clean HV Coils	\$1,120.00	\$1,290.15
M191 (LL84)	RCM 4	RCM 4 Retune Boilers	\$9,357.00	\$0.00
M218	RCM 1	RCM 1 Replace Pneumatic Duct-Mounted Thermostats	\$5,112.32	\$3,582.16
M218	RCM 10	RCM 10 Repair Holes in Ductwork	\$4,469.14	\$1,352.71
M218	RCM 11	RCM 11 Restore Functionality to OA Dampers	\$16,039.98	\$0.00
M218	RCM 2	RCM 2 Clean and Tune Boilers B2 and B3	\$11,000.00	\$0.00
M218	RCM 3	RCM 3 Install Missing Weatherstripping	\$8,101.49	\$8,704.63
M218	RCM 4	RCM 4 Repair Steam Leaks	\$2,673.92	\$1,201.02
M218	RCM 5	RCM 5 Replace All Steam Traps	\$203,500.00	\$183,503.51
M218	RCM 6	RCM 6 Repair Condensate Leaks	\$3,271.07	\$36,867.47
M218	RCM 7	RCM 7 Replace Air Filters	\$157.01	\$0.00
M218	RCM 8	RCM 8 Replace Flex Connectors	\$1,183.88	\$4,624.94
M218	RCM 9	RCM 9 Replace/Repair Air Dampers	\$3,930.03	\$0.00
M263	RCM 1	RCM 1 Commissioning of Building Management System	\$50,000.00	\$46,070.62
M263	RCM 2	RCM 2 Repair Rooftop Units	\$9,000.00	\$24,502.45

Building Name	Measure	Measure Description	Estimated Installation Cost (\$)	Actual Cost Incurred by DCAS ¹²
M263	RCM 3	RCM 3 Hot Water Heater Cleaning and Tune-Up	\$1,800.00	\$672.56
M267	RCM 1	RCM 1 Repairs to Controls System and BMS	\$432,650.00	\$18,053.54
M267	RCM 2	RCM 2 Repair Insulation on Steam Systems	\$22,500.00	\$4,426.88
M267	RCM 3	RCM 3 Upgrade Lighting in Dim Areas	\$91,500.00	\$0.00
M267	RCM 4	RCM 4 Increase Outside Air Intake	\$3,000.00	\$4,265.40
M470 (LL84)	RCM 10	RCM 10 Combustion air damper stuck in position	\$825.00	\$0.00
M470 (LL84)	RCM 1a	RCM 1a Retune and Repair Boilers	\$21,296.00	\$3,000.00
M470 (LL84)	RCM 1b	RCM 1b Repair Opacity Sensor and Alarm	\$4,458.52	\$0.00
M470 (LL84)	RCM 2	RCM 2 Rewire of Fan Motor (AC-9)	\$575.00	\$0.00
M470 (LL84)	RCM 3	RCM 3 Clean Coils/Remove Debris	\$4,472.00	\$3,879.22
M470 (LL84)	RCM 4	RCM 4 Dirty Filters (AC-2 and AC-6)	\$772.00	\$0.00
M470 (LL84)	RCM 5	RCM 5 RA Damper Not Functional	\$213.00	\$538.54
M470 (LL84)	RCM 6	RCM 6 Supply Fan Belt is Loose/Worn (AC-12)	\$213.00	\$0.00
M470 (LL84)	RCM 7	RCM 7 AC-20 Heat recovery pump thermostat	\$559.00	\$0.00
M470 (LL84)	RCM 8	RCM 8 Make-up Water and Steam Condensate Leak	\$1,416.00	\$0.00
M470 (LL84)	RCM 9	RCM 9 Radiator steam trap is plugged.	\$743.00	\$296.56
M480	RCM 1	RCM 1 Control sensor to be calibrated or replaced - §103-07.f.1.ii	\$16,906.14	\$7,679.26
M480	RCM 10	RCM 10 Steam traps - §103-07.f.2.v	\$163,800.00	\$238,622.26

Building Name	Measure	Measure Description	Estimated Installation Cost (\$)	Actual Cost Incurred by DCAS ¹²
M480	RCM 11	RCM 11 Pipe Insulation (diam. > 3in) - §103-07.f.2.viii	\$13,051.93	\$18,055.77
M480	RCM 2	RCM 2 HVAC controls - Control valve and actuator to be replaced - §103-07.f.1.iii	\$20,973.06	\$9,146.80
M480	RCM 3	RCM 3 Steam Condensate Vacuum Systems - §103-07.f.1.iii	\$2,550.64	\$8,810.73
M480	RCM 4	RCM 4 Domestic hot water heater temperature settings do not maintain current facility requirement - §103-07.f.1.xiii	\$896.36	\$0.00
M480	RCM 5	RCM 5 Water leaks – Water distribution, makeup water, and steam distribution lines §103-07.f.1.xv.B	\$6,377.45	\$0.00
M480	RCM 6	RCM 6 Cleaning and Repair – HVAC equipment - §103-07.f.2.i	\$1,251.41	\$560.38
M480	RCM 7	RCM 7 Cleaning and Repair – Filter cleaning and replacement - §103-07.f.2.ii	\$966.20	\$0.00
M480	RCM 8	RCM 8 Operating conditions of motors, fans, and pumps - §103-07.f.2.iv	\$3,343.90	\$0.00
M480	RCM 9	RCM 9 Sealants and weather stripping - §103-07.f.2.ix	\$5,605.10	\$16,255.95
M844	RCM 1	RCM 1 Recharge the Glycol System	\$26.00	\$0.00
M844	RCM 2	RCM 2 Repair Steam Leaks	\$8,500.00	\$1,934.44
M844	RCM 3	RCM 3 Repair Pump Leaks	\$6,000.00	\$43,842.62
M844	RCM 4	RCM 4 Repair Unit Ventilators	\$45,575.00	\$5,621.80
M844	RCM 5	RCM 5 Repair Damaged Flex Connection on the Exhaust Fans	\$1,000.00	\$2,794.30

Building Name	Measure	Measure Description	Estimated Installation Cost (\$)	Actual Cost Incurred by DCAS ¹²
M844	RCM 6	RCM 6 Repair Toilet Exhaust Fan Disconnect Switch	\$1,500.00	\$0.00
M844	RCM 7	RCM 7 Rebalance the HVAC and Ventilation Systems	\$2,800.00	\$1,417.72
M876	RCM 1	RCM 1 Tune DHWH	\$1,064.80	\$672.54
M876	RCM 2	RCM 2 Replace Filters in FPVAV Boxes	\$483.15	\$0.00
M876	RCM 3	RCM 3 Domestic Hot Water Heater Setpoint Adjustment	\$1,040.00	\$0.00
M876	RCM 5	RCM 5 Install Door Sweeps	\$690.15	\$2,802.76
M876	RCM 7	RCM 7 Replace Exterior Lighting Timer	\$1,307.04	\$2,166.92
Q017	RCM 1	RCM 1 Clean and Tune Boiler - B1, B2	\$11,000.00	\$0.00
Q017	RCM 2	RCM 2 Replace All Steam Traps	\$80,575.00	\$0.00
Q017	RCM 3	RCM 3 Insulate Piping	\$702.41	\$0.00
Q017	RCM 4	RCM 4 Repair Condensate Leaks	\$408.88	\$0.00
Q017	RCM 5	RCM 5 Change Air Filters	\$314.02	\$0.00
Q017	RCM 6	RCM 6 Repair Boiler Dampers	\$3,025.00	\$0.00
Q017	RCM 7	RCM 7 Clean Coils	\$4,537.50	\$0.00
Q018	RCM 1	RCM 1 Repair Air Handler Controls	\$2,720.00	\$1,288.49
Q018	RCM 2	RCM 2 Re-Install Fuel Economizer	\$911.00	\$0.00
Q018	RCM 3	RCM 3 Tune Boilers	\$9,488.00	\$0.00

Building Name	Measure	Measure Description	Estimated Installation Cost (\$)	Actual Cost Incurred by DCAS ¹²
Q018	RCM 4	RCM 4 Insulate Bare Piping	\$799.00	\$2,396.30
Q018	RCM 5	RCM 5 Repair Domestic Hot Water Controls	\$1,581.00	\$1,976.60
Q018	RCM 6	RCM 6 Repair/Replace Failed Steam Traps	\$21,847.00	\$81,713.24
Q018	RCM 7	RCM 7 Repair Weather Stripping on Doors	\$1,063.00	\$0.00
Q018	RCM 8	RCM 8 Reduce pressure setpoint of boilers	\$1,012.00	\$26,804.54
Q024	RCM 1	RCM 1 - Optimize RTU Unoccupied Setpoint	\$900.00	\$0.00
Q024	RCM 2	RCM 2 - Weather-stripping	\$500.00	\$4,012.86
Q024	RCM 3	RCM 3 - Steam Trap Replacement	\$64,200.00	\$71,199.26
Q024	RCM 4	RCM 4 - Boiler Tuning	\$9,200.00	\$1,500.00
Q024	RCM 5	RCM 5 - Repair Water/Steam Leaks	\$3,600.00	\$1,496.79
Q024	RCM 6	RCM 6 - Pipe Insulation	\$3,700.00	\$3,914.40
Q024	RCM 7	RCM 7 - Adjust Blower OA Damper	\$1,300.00	\$0.00
Q041	RCM 1	RCM 1 Replace Steam Traps	\$1,100.00	\$1,070.39
Q041	RCM 2	RCM 2 Insulate Steam Piping	\$2,413.00	\$4,855.47
Q041	RCM 3	RCM 3 Repair Steam Leaks	\$1,153.00	\$0.00
Q041	RCM 4	RCM 4 non-Energy RCMs	\$54,696.00	\$754.38
Q041	RCM 5	RCM 5 Replace, Repair, or Abandon Cafeteria H&V Unit	\$6,149.00	\$0.00
Q052	RCM 1	RCM 1 Adjust Preheat Coil Setpoints	\$0.00	\$0.00

Building Name	Measure	Measure Description	Estimated Installation Cost (\$)	Actual Cost Incurred by DCAS ¹²
Q052	RCM 10	RCM 10 Perform Maintenance on Air Handlers	\$17,700.00	\$8,520.11
Q052	RCM 11	RCM 11 Domestic Water Heater Setpoint Optimization	\$200.00	\$0.00
Q052	RCM 2	RCM 2 Repair Exterior Lighting Control	\$800.00	\$263.15
Q052	RCM 3	RCM 3 Replace Steam Traps	\$111,900.00	\$121,453.14
Q052	RCM 4	RCM 4 Boiler Tuning	\$6,700.00	\$0.00
Q052	RCM 5	RCM 5 Pipe Insulation	\$2,500.00	\$2,341.35
Q052	RCM 6	RCM 6 Weatherization	\$1,400.00	\$1,513.21
Q052	RCM 7	RCM 7 Repair Leaks	\$5,600.00	\$2,676.05
Q052	RCM 8	RCM 8 Calibrate Sensors	\$2,300.00	\$0.00
Q052	RCM 9	RCM 9 Reconfigure Controls	\$1,500.00	\$4,608.17
Q053	RCM 1	RCM 1 Tune and Clean Boilers	\$6,958.00	\$0.00
Q053	RCM 10	RCM 10 Repair Exterior Lighting Photocell	\$164.00	\$0.00
Q053	RCM 2	RCM 2 Re-Install and Commission Fuel Economizer	\$1,366.00	\$0.00
Q053	RCM 3	RCM 3 Repair/Replace Failed Steam Traps	\$12,207.00	\$0.00
Q053	RCM 4	RCM 4 Reduce Boiler Pressure Set Point	\$822.00	\$0.00
Q053	RCM 5	RCM 5 Repair Perimeter Hot Water Outdoor Reset Controls	\$21,632.00	\$0.00
Q053	RCM 6	RCM 6 Repair Air Handling Systems	\$11,581.00	\$0.00

Building Name	Measure	Measure Description	Estimated Installation Cost (\$)	Actual Cost Incurred by DCAS ¹²
Q053	RCM 7	RCM 7 Repair and Adjust Domestic Hot Water Aquastats and Mixing Valves	\$12,068.00	\$0.00
Q053	RCM 8	RCM 8 Insulate Bare Piping (>3" Diameter)	\$7,022.00	\$0.00
Q053	RCM 9	RCM 9 Repair Water Leaks	\$4,934.00	\$0.00
Q055	RCM 1	RCM 1 Boiler/Burner Cleaning and Tuning	\$7,800.00	\$0.00
Q055	RCM 2	RCM 2 Replace Failed Steam Traps	\$41,600.00	\$0.00
Q055	RCM 3	RCM 3 Replace Damaged or Missing Insulation	\$1,200.00	\$0.00
Q055	RCM 4	RCM 4 Replace Control Valve	\$2,100.00	\$0.00
Q068	RCM 1	RCM 1 Tune Boilers	\$2,340.00	\$1,500.00
Q068	RCM 2	RCM 2 Tune Domestic Water Heater	\$1,252.00	\$672.56
Q068	RCM 3	RCM 3 Repair/Replace Steam Traps	\$939.00	\$14,347.33
Q068	RCM 4	RCM 4 Repair BMS Controls	\$6,325.00	\$114,441.62
Q068	RCM 5	RCM 5 Reduce Pressure Set Point on Compressor Storage Tank	\$127.00	\$0.00
Q068	RCM 6	RCM 6 Repair Air Handlers	\$6,945.00	\$0.00
Q068	RCM 7	RCM 7 Control Cooling to NYC Cooling Guidelines	\$569.00	\$0.00
Q076	RCM 1	RCM 1 Weatherstripping	\$1,870.00	\$3,229.63
Q076	RCM 2	Replace Steam Traps	\$77,975.00	\$102,473.82
Q076	RCM 3	Replace Condensate Return System	\$60,000.00	\$52,920.44

Building Name	Measure	Measure Description	Estimated Installation Cost (\$)	Actual Cost Incurred by DCAS ¹²
Q076	RCM 4	Tune Up Boiler 2	\$5,500.00	\$750.00
Q076	RCM 5	Clean AHUs Coil	\$756.00	\$2,030.57
Q076	RCM 6	Onsite Documentation	\$0.00	\$0.00
Q076	RCM 7	Dev. & Imp. A Steam Trap Testing Protocol	\$0.00	\$0.00
Q082	RCM 1	RCM 1 Boiler/Burner Cleaning and Tuning	\$7,800.00	\$4,598.96
Q082	RCM 2	RCM 2 DHW Heater Cleaning and Tuning	\$2,400.00	\$574.87
Q082	RCM 3	RCM 3 Replace Damaged or Missing Insulation	\$1,760.00	\$1,847.73
Q082	RCM 4	RCM 4 Replace Failed Steam Traps	\$40,270.00	\$0.00
Q082	RCM 5	RCM 5 Repair Pneumatic Control System	\$17,400.00	\$2,388.40
Q082	RCM 6	RCM 6 Fix Water Leaks	\$2,560.00	\$19,523.94
Q082	RCM 7	RCM 7 Repair/Recalibrate Thermostats	\$680.00	\$6,227.58
Q082	RCM 8	RCM 8 Boiler System Repairs	\$5,130.00	\$302.28
Q082	RCM 9	RCM 9 Exterior Lighting Controls Repairs	\$490.00	\$0.00
Q088	RCM 1	RCM 1 Tune and Clean Boilers	\$6,958.00	\$1,500.00
Q088	RCM 2	RCM 2 Repair/Replace Steam Traps	\$23,225.00	\$93,097.84
Q088	RCM 3	RCM 3 Repair Gaps at Doors	\$708.00	\$705.80
Q088	RCM 4	RCM 4 Repair BMS	\$56,166.00	\$299,777.77
Q088	RCM 5	RCM 5 Install Replacement Water Heater	\$1,847.00	\$0.00

Building Name	Measure	Measure Description	Estimated Installation Cost (\$)	Actual Cost Incurred by DCAS ¹²
Q088	RCM 6	RCM 6 Tune Domestic Water Heaters	\$1,252.00	\$0.00
Q088	RCM 7	RCM 7 Insulate Bare Piping	\$478.00	\$1,609.03
Q088	RCM 8	RCM 8 Repair Steam Leak	\$2,277.00	\$0.00
Q108	RCM 1	RCM 1 Steam Trap Replacements	\$129,778.00	\$157,016.05
Q108	RCM 2	RCM 2 Retune Boilers	\$10,648.00	\$4,537.09
Q108	RCM 3	RCM 3 Repair Cafeteria AHU Damper Controls	\$553.70	\$498.58
Q108	RCM 4	RCM 4 Replace Failed Radiator Valve	\$251.56	\$822.55
Q108	RCM 5	RCM 5 Clean AHU-3 Coil	\$276.85	\$1,083.99
Q112	RCM 1	RCM 1 Steam Trap Replacement	\$105,261.00	\$161,770.00
Q112	RCM 2	RCM 2 Restore Control to Heating Valve on B-1	\$5,056.00	\$3,182.00
Q112	RCM 3	RCM 3 Restore Control to Heating Valve on B-2	\$2,475.00	\$5,688.30
Q112	RCM 4	RCM 4 Install Weather Stripping on Exterior Doors	\$1,725.00	\$5,166.32
Q112	RCM 5	RCM 5 Replace Boiler 1 and 2 stack thermometers	\$3,043.00	\$0.00
Q112	RCM 6	RCM 6 Return Boilers 1 and 2	\$8,800.00	\$2,172.56
Q118	RCM 1	RCM 1 - Adjust Preheat Coil Setpoints	\$0.00	\$0.00
Q118	RCM 2	RCM 2 - Replace Steam Traps	\$1,500.00	\$1,394.37
Q118	RCM 3	RCM 3 - Repair Leaks	\$44,100.00	\$6,998.94
Q118	RCM 4	RCM 4 - Weather-stripping	\$300.00	\$511.69

Building Name	Measure	Measure Description	Estimated Installation Cost (\$)	Actual Cost Incurred by DCAS ¹²
Q118	RCM 5	RCM 5 - Boiler Tuning	\$6,700.00	\$0.00
Q118	RCM 6	RCM 6 - Perform Maintenance on the Air Handlers	\$5,400.00	\$2,906.05
Q124 (LL84)	RCM 1	RCM 1 Boiler/Burner Cleaning and Tuning	\$7,400.00	\$0.00
Q124 (LL84)	RCM 10	RCM 10 Ventilation System Cleaning	\$5,950.00	\$0.00
Q124 (LL84)	RCM 11	RCM 11 Replace Damaged or Missing Insulation	\$2,700.00	\$0.00
Q124 (LL84)	RCM 12	RCM 12 DHW Heater Cleaning and Tuning	\$2,100.00	\$0.00
Q124 (LL84)	RCM 2	RCM 2 Replace Non-Functional Control Valves and Thermostats	\$12,940.00	\$0.00
Q124 (LL84)	RCM 3	RCM 3 Replace Failed Steam Traps	\$108,750.00	\$0.00
Q124 (LL84)	RCM 4	RCM 4 Install Outside Air Damper Actuators for Boilers	\$1,200.00	\$0.00
Q124 (LL84)	RCM 5	RCM 5 Replace Existing Filters	\$840.00	\$0.00
Q124 (LL84)	RCM 6	RCM 6 Repair Boiler Feed Water System	\$4,200.00	\$0.00
Q124 (LL84)	RCM 7	RCM 7 Repair Water Leak on VCU	\$830.00	\$0.00
Q124 (LL84)	RCM 8	RCM 8 Repair the Outside Air Dampers for Rooftop Fans and Air Handling Units	\$4,800.00	\$0.00
Q124 (LL84)	RCM 9	RCM 9 HVAC Repairs	\$5,000.00	\$0.00
Q137	RCM 1	RCM 1 Tune and Clean Boilers	\$6,135.00	\$1,500.00
Q137	RCM 2	RCM 2 Reduce pressure Set Point of Boiler	\$822.00	\$0.00
Q137	RCM 3	RCM 3 Repair/Replace Steam Traps	\$46,995.00	\$0.00

Building Name	Measure	Measure Description	Estimated Installation Cost (\$)	Actual Cost Incurred by DCAS ¹²
Q137	RCM 4	RCM 4 Repair AHUs	\$46,299.00	\$42,313.50
Q137	RCM 5	RCM 5 Insulate Bare Piping	\$945.00	\$1,654.02
Q137	RCM 6	RCM 6 Repair Steam and Hot Water Leaks	\$7,476.00	\$1,227.80
Q137	RCM 7	RCM 7 Repair Gaps at Exterior Doors	\$2,657.00	\$2,756.21
Q137	RCM 8	RCM 8 Tune Domestic Water Heater	\$1,448.00	\$672.56
Q137	RCM 9	RCM 9 Adjust Domestic Hot Water Mixing Valve	\$127.00	\$0.00
Q142	RCM 1	RCM 1 - Steam Trap Replacement	\$1,628.00	\$0.00
Q142	RCM 2	RCM 2 - Repair Steam Leaks	\$576.00	\$0.00
Q142	RCM 3	RCM 3 - Replace Leaking Steam Valve	\$680.00	\$0.00
Q142	RCM 4	RCM 4 - Boiler Tuning	\$15,600.00	\$2,250.00
Q179	RCM 1	RCM 1 - Steam Traps Replacement	\$37,026.00	\$57,194.07
Q179	RCM 2	RCM 2 - Replace HV Unit B-1 Heating Valve 2	\$1,816.00	\$0.00
Q179	RCM 3	RCM 3 - Restore Control to Gym HV Unit.	\$2,494.00	\$3,396.63
Q179	RCM 4	RCM 4 - Clean B-1 HV Unit Heating Coil 2	\$678.00	\$0.00
Q179	RCM 5	RCM 5 - Boiler Tuning	\$9,680.00	\$0.00
Q189	RCM 1	RCM 1 Replace Failed Steam Traps	\$157,650.00	\$0.00
Q189	RCM 10	RCM 10 Install Door Sweeps for Exterior Doors	\$9,000.00	\$0.00
Q189	RCM 2	RCM 2 Boiler/Burner Cleaning and Tuning	\$7,400.00	\$0.00

Building Name	Measure	Measure Description	Estimated Installation Cost (\$)	Actual Cost Incurred by DCAS ¹²
Q189	RCM 3	RCM 3 DHW Heater Cleaning and Tuning	\$4,200.00	\$0.00
Q189	RCM 4	RCM 4 Repair Boiler Smoke Control	\$520.00	\$0.00
Q189	RCM 5	RCM 5 Replace Damaged or Missing Insulation	\$1,650.00	\$0.00
Q189	RCM 6	RCM 6 Repair/Recalibrate Thermostats	\$7,300.00	\$0.00
Q189	RCM 7	RCM 7 Replace Control Valves	\$2,920.00	\$0.00
Q189	RCM 8	RCM 8 Increase Lighting Levels in Fan Room	\$1,500.00	\$0.00
Q189	RCM 9	RCM 9 Ventilation System Cleaning	\$1,200.00	\$0.00
Q190	RCM 1	RCM 1 Repair Steam Traps	\$149,181.00	\$124,130.55
Q190	RCM 10	RCM 10 Retune All Three Boilers	\$13,200.00	\$2,250.00
Q190	RCM 2	RCM 2 Insulation Steam Piping	\$4,932.00	\$1,953.40
Q190	RCM 3	RCM 3 Close Steam Bypass Valve to Gym Blower #4	\$0.00	\$0.00
Q190	RCM 4	RCM 4 Replace Vacuum Return Pumps	\$71,452.00	\$25,051.52
Q190	RCM 5	RCM 5 Replace Boiler 2 Stack Thermometer	\$1,521.00	\$0.00
Q190	RCM 6	RCM 6 Clean Interior of the Gym Blower #4	\$745.00	\$0.00
Q190	RCM 7	RCM 7 Replace Auditorium Blower SA Temperature Sensor	\$1,353.00	\$3,283.97
Q190	RCM 9	RCM 9 Reconnect the Air Piping to the Correct Terminals	\$1,176.00	\$0.00
Q196	RCM 1	RCM 1 Repair Old Wing AHUs	\$5,338.00	\$17,739.92

Building Name	Measure	Measure Description	Estimated Installation Cost (\$)	Actual Cost Incurred by DCAS ¹²
Q196	RCM 10	RCM 10 Repair Failed Steam Traps	\$14,434.00	\$58,348.70
Q196	RCM 11	RCM 11 Repair Controls of RTUs	\$6,325.00	\$0.00
Q196	RCM 12	RCM 12 Repair Old Wing Temperature Controls	\$7,432.00	\$39,446.78
Q196	RCM 2	RCM 2 Repair Boiler Economizers	\$405.00	\$0.00
Q196	RCM 3	RCM 3 Repair Water Leaks	\$1,139.00	\$0.00
Q196	RCM 4	RCM 4 Repair Hot Water Boiler Controls	\$5,693.00	\$0.00
Q196	RCM 5	RCM 5 Repair Hot Water Pump Controls	\$4,428.00	\$0.00
Q196	RCM 6	RCM 6 Insulate Bare Piping	\$2,622.00	\$4,672.17
Q196	RCM 7	RCM 7 Tune Boilers	\$4,681.00	\$1,500.00
Q196	RCM 8	RCM 8 Recommission Booster Pumps	\$2,530.00	\$0.00
Q196	RCM 9	RCM 9 Tune DHW Heater	\$626.00	\$0.00
Q197	RCM 1	RCM 1 - Replace AHUs Steam Controllers	\$784.00	\$3,604.91
Q197	RCM 10	RCM 10 - Develop & Implement Steam Trap Protocol	\$0.00	\$0.00
Q197	RCM 2	RCM 2 - Boiler Tuning	\$8,250.00	\$0.00
Q197	RCM 3	RCM 3 - Pipe Insulation	\$302.00	\$0.00
Q197	RCM 4	RCM 4 - Install Weather-Stripping	\$3,116.00	\$5,447.19
Q197	RCM 5	RCM 5 - Replace Condensate Return Pumps	\$60,000.00	\$0.00
Q197	RCM 6	RCM 6 - Steam Trap Replacement	\$88,275.00	\$0.00

Building Name	Measure	Measure Description	Estimated Installation Cost (\$)	Actual Cost Incurred by DCAS ¹²
Q197	RCM 7	RCM 7 - Repair Condensate Return Leak	\$341.00	\$480.59
Q197	RCM 8	RCM 8 - Clean AHUs Coils	\$756.00	\$1,002.10
Q197	RCM 9	RCM 9 Building Equipment Documentation	\$0.00	\$0.00
Q201 (LL84)	RCM 1	RCM 1 Retune all Boilers (No Energy Savings)	\$10,929.88	\$0.00
Q201 (LL84)	RCM 2	RCM 2 Clean H&V Preheat Coils	\$339.00	\$0.00
Q208	RCM 1	RCM 1 Tune and Clean Boilers	\$6,958.00	\$0.00
Q208	RCM 10	RCM 10 Repair Gaps at Doors.	\$1,240.00	\$2,977.26
Q208	RCM 2	RCM 2 Repair Chiller Sensors	\$1,265.00	\$227.66
Q208	RCM 3	RCM 3 Repair Air Handlers	\$14,497.00	\$0.00
Q208	RCM 4	RCM 4 Tune Domestic Water Heater	\$1,448.00	\$0.00
Q208	RCM 5	RCM 5 Adjust Mixing Valve Set Point and Gauge Calibration	\$1,139.00	\$0.00
Q208	RCM 6	RCM 6 Repair Steam Leak	\$2,277.00	\$0.00
Q208	RCM 7	RCM 7 Repair/Replace Steam Traps	\$38,911.00	\$84,845.78
Q208	RCM 8	RCM 8 Reduce Pressure Set point of Steam System	\$822.00	\$0.00
Q208	RCM 9	RCM 9 Balance Classroom Mechanical Ventilation System	\$18,975.00	\$0.00
Q212	RCM 1	RCM 1 Tune and Clean Boilers	\$6,958.00	\$2,172.56
Q212	RCM 10	RCM 10 Repair/Replace Steam Traps	\$4,187.00	\$21,166.32

Building Name	Measure	Measure Description	Estimated Installation Cost (\$)	Actual Cost Incurred by DCAS ¹²
Q212	RCM 2	RCM 2 Repair BMS Controls	\$56,166.00	\$5,528.98
Q212	RCM 3	RCM 3 Repair Air Handlers	\$15,028.00	\$36,019.72
Q212	RCM 4	RCM 4 Chiller Repairs and Maintenance	\$12,397.00	\$891.76
Q212	RCM 5	RCM 5 Insulate Bare Piping	\$1,770.00	\$1,758.82
Q212	RCM 6	RCM 6 Repair Gaps at Doors	\$1,771.00	\$4,564.49
Q212	RCM 7	RCM 7 Repair Outdoor Air Reset Control for Heat Exchangers	\$7,211.00	\$0.00
Q212	RCM 8	RCM 8 Adjust DHW Thermostatic Mixing Valve Set Point	\$127.00	\$0.00
Q212	RCM 9	RCM 9 Tune Domestic Water Heater	\$626.00	\$0.00
Q221	RCM 1	RCM 1 Replace AHUs Steam Controller	\$784.00	\$3,884.75
Q221	RCM 2	RCM 2 Replace Condensate Return System	\$60,000.00	\$42,225.43
Q221	RCM 3	RCM 3 Insulate Steam Piping	\$1,393.00	\$1,110.40
Q221	RCM 4	RCM 4 Tune Up Boilers 1 & 2	\$8,250.00	\$1,700.00
Q221	RCM 5	RCM 5 Repair Flex Connector	\$957.00	\$504.47
Q221	RCM 6	RCM 6 Clean AHUs Coil	\$0.00	\$0.00
Q221	RCM 7	RCM 7 Onsite Equipment Documentation	\$0.00	\$0.00
Q221	RCM 8	RCM 8 Develop and Implement a Steam Trap Testing Protocol	\$0.00	\$0.00
Q227	RCM 1	RCM 1 Boiler/Burner Cleaning and Tuning	\$11,700.00	\$4,653.35

Building Name	Measure	Measure Description	Estimated Installation Cost (\$)	Actual Cost Incurred by DCAS ¹²
Q227	RCM 10	RCM 10 Replace Damaged or Missing Insulation	\$4,500.00	\$9,431.37
Q227	RCM 11	RCM 11 Install Door Sweeps for Exterior Doors	\$210.00	\$140.32
Q227	RCM 2	RCM 2 DHW Heater Cleaning and Tuning	\$4,800.00	\$1,163.34
Q227	RCM 3	RCM 3 Boiler System Repairs	\$1,080.00	\$15,075.95
Q227	RCM 4	RCM 4 HVAC Controls Repairs	\$3,200.00	\$5,404.21
Q227	RCM 5	RCM 5 Repair/Recalibrate Thermostats	\$340.00	\$339.30
Q227	RCM 6	RCM 6 Repair Outside Air Dampers	\$420.00	\$1,711.93
Q227	RCM 7	RCM 7 Fix Water Leaks	\$5,160.00	\$3,411.27
Q227	RCM 8	RCM 8 Install New Pleated Filters	\$1,840.00	\$0.00
Q227	RCM 9	RCM 9 Replace Failed Steam Traps	\$1,040.00	\$965.10
Q229	RCM 1	RCM 1 Tune and clean boilers	\$2,593.00	\$1,700.00
Q229	RCM 10	RCM 10 Insulate Bare Piping	\$1,116.00	\$7,072.98
Q229	RCM 11	RCM 11 Repair Gaps at Doors	\$531.00	\$364.68
Q229	RCM 12	RCM 12 Control Cooling to NYC Cooling Guidelines	\$127.00	\$0.00
Q229	RCM 2	RCM 2 Tune Domestic Water Heater	\$626.00	\$0.00
Q229	RCM 3	RCM 3 Repair/replace steam traps	\$18,684.00	\$94,729.69
Q229	RCM 4	RCM 4 Repair Classroom Temperatures Controls	\$1,107.00	\$6,350.18
Q229	RCM 5	RCM 5 Adjust thermostat set point to 70??F	\$949.00	\$0.00

Building Name	Measure	Measure Description	Estimated Installation Cost (\$)	Actual Cost Incurred by DCAS ¹²
Q229	RCM 6	RCM 6 Repair Roof Top Units	\$3,814.00	\$7,549.31
Q229	RCM 7	RCM 7 Reduce Pressure Set Point on Compressor Storage Tank	\$127.00	\$0.00
Q229	RCM 8	RCM 8 Re-Install Fuel Economizer	\$405.00	\$0.00
Q229	RCM 9	RCM 9 Adjust Aquastat Setpoint	\$127.00	\$0.00
Q230	RCM 1	RCM 1 Tune Boilers	\$8,855.00	\$1,500.00
Q230	RCM 2	RCM 2 Repair/Replace Steam Traps	\$14,927.00	\$45,037.57
Q230	RCM 3	RCM 3 Reduce Pressure Set Point of Boilers	\$1,012.00	\$0.00
Q230	RCM 4	RCM 4 Repair Air Handling Systems	\$23,042.00	\$23,836.70
Q230	RCM 5	RCM 5 Perform Airside Balancing	\$17,078.00	\$0.00
Q230	RCM 6	RCM 6 Tune Domestic Water Heater	\$626.00	\$7,619.49
Q230	RCM 7	RCM 7 Repair and Adjust Domestic Hot Water Aquastats	\$1,240.00	\$0.00
Q230	RCM 8	RCM 8 Repair Gaps at Doors	\$3,719.00	\$5,954.50
Q253	RCM 1	RCM 1 Tune Boilers	\$5,313.00	\$1,500.00
Q253	RCM 2	RCM 2 Repair/Replace Failed Steam Traps	\$39,177.00	\$50,637.60
Q253	RCM 3	RCM 3 Reduce Boiler Pressure Set Point	\$822.00	\$0.00
Q253	RCM 4	RCM 4 Repair Air Handling Systems	\$15,054.00	\$138,524.59
Q253	RCM 5	RCM 5 Perform Airside Balancing	\$20,873.00	\$0.00

Building Name	Measure	Measure Description	Estimated Installation Cost (\$)	Actual Cost Incurred by DCAS ¹²
Q253	RCM 6	RCM 6 Tune Domestic Hot Water Heater	\$626.00	\$672.56
Q253	RCM 7	RCM 7 Adjust Domestic Hot Water Aquastat Set Point	\$1,202.00	\$0.00
Q253	RCM 8	RCM 8 Repair Chilled Water Leak	\$1,328.00	\$0.00
Q260	RCM 1	RCM 1 Repair RTUs to Meet Requirements of Sequence of Operations	\$46,046.00	\$0.00
Q260	RCM 2	RCM 2 Optimize Automated Scheduling and Set Points	\$7,590.00	\$0.00
Q260	RCM 3	RCM 3 Balance Classroom Mechanical Ventilation System	\$24,668.00	\$0.00
Q260	RCM 4	RCM 4 Repair Gaps at Doors	\$797.00	\$1,382.74
Q260	RCM 5	RCM 5 Repair Mixing Valve Plumbing Issue	\$7,337.00	\$186.30
Q260	RCM 6	RCM 6 Tune Domestic Water Heater	\$626.00	\$672.56
Q268	RCM 1	RCM 1 Tune and Clean Boilers	\$6,958.00	\$112,402.00
Q268	RCM 2	RCM 2 Tune Domestic Water Heater	\$626.00	\$0.00
Q268	RCM 3	RCM 3 Repair/Replace Steam Traps	\$56,356.00	\$62,353.77
Q268	RCM 4	RCM 4 Insulate Bare Piping	\$446.00	\$0.00
Q268	RCM 5	RCM 5 Repair Air Handlers	\$24,307.00	\$0.00
Q268	RCM 6	RCM 6 Repair Water Leaks	\$2,024.00	\$9,698.80
Q268	RCM 7	RCM 7 Repair/Replace Chiller Compressor and Chilled Water Pump	\$8,223.00	\$0.00

Building Name	Measure	Measure Description	Estimated Installation Cost (\$)	Actual Cost Incurred by DCAS ¹²
Q268	RCM 8	RCM 8 Reduce Pressure Setpoint of Steam System	\$822.00	\$0.00
Q268	RCM 9	RCM 9 Balance Classroom Mechanical Ventilation	\$15,180.00	\$0.00
Q276	RCM 1	RCM 1 Repair boiler controls to optimize efficiency	\$7,211.00	\$49,979.92
Q276	RCM 2	RCM 2 Repair BMS and calibrate sensors	\$17,457.00	\$0.00
Q276	RCM 3	RCM 3 Optimize automated scheduling and setpoints	\$1,200.00	\$0.00
Q276	RCM 4	RCM 4 Repair RTUs to meet requirements of sequence of operations	\$13,725.00	\$0.00
Q276	RCM 5	RCM 5 Tune water heater	\$3,479.00	\$0.00
Q277	RCM 1	RCM 1 Tune Domestic Water Heater	\$626.00	\$672.56
Q277	RCM 2	RCM 2 Adjust Aquastat Setpoint	\$127.00	\$0.00
Q277	RCM 3	RCM 3 Repair outdoor air temperature reset controls	\$3,605.00	\$524,485.80
Q277	RCM 4	RCM 4 Repair BMS and calibrate sensors	\$10,626.00	\$0.00
Q277	RCM 5	RCM 5 Control Cooling to NYC Cooling Guidelines	\$380.00	\$0.00
Q277	RCM 6	RCM 6 Repair RTUs to meet requirements of sequence of operations	\$25,047.00	\$0.00
Q277	RCM 7	RCM 7 Repair of differential pressure controls	\$6,894.00	\$0.00
Q277	RCM 8	RCM 8 Insulate Bare Piping	\$811.00	\$6,432.77

Building Name	Measure	Measure Description	Estimated Installation Cost (\$)	Actual Cost Incurred by DCAS ¹²
Q400	RCM 1	RCM 1 Replace Steam Traps	\$211,250.00	\$0.00
Q400	RCM 2	RCM 2 Insulate Steam Piping	\$2,257.00	\$0.00
Q400	RCM 3	RCM 3 Retune and Repair Boilers	\$36,074.00	\$0.00
Q400	RCM 4	RCM 4 Repair Condensate Leaks	\$76,287.00	\$0.00
Q400	RCM 5	RCM 5 Repair HVAC Controls	\$19,020.00	\$0.00
Q400	RCM 6	RCM 6 Cleaning, Maintenance, and Repair	\$3,727.00	\$0.00
Q400	RCM 7	RCM 7 Repair or Replace SF=5 OA Dampers	\$19,747.00	\$0.00
Q425, Q426, and Q951	RCM 1	RCM 1 Boiler Burner Cleaning and Tune-Up	\$20,000.00	\$3,000.00
Q425, Q426, and Q951	RCM 10	RCM 10 Replace Cracked Fiberglass Mushroom Fan Cover	\$250.00	\$0.00
Q425, Q426, and Q951	RCM 11	RCM 11 Eliminate Heat Leaking through Rooftop Unit ERU-4	\$5,000.00	\$0.00
Q425, Q426, and Q951	RCM 12	RCM 12 Repair Pneumatic System Leaks	\$49,000.00	\$0.00
Q425, Q426, and Q951	RCM 13	RCM 13 Adjust Occupancy Schedule	\$1,000.00	\$424.59
Q425, Q426, and Q951	RCM 14	RCM 14 Rebalance Air Handling Units and Exhaust Fans	\$30,000.00	\$0.00
Q425, Q426, and Q951	RCM 15	RCM 15 Chilled Water Plant Repairs	\$4,000.00	\$0.00
Q425, Q426, and Q951	RCM 2	RCM 2 Repair and Recalibrate Pneumatic Thermostats	\$9,875.00	\$0.00
Q425, Q426, and Q951	RCM 3	RCM 3 Steam Trap Replacement and Maintenance Program	\$211,500.00	\$245,189.00
Q425, Q426, and Q951	RCM 4	RCM 4 Boiler Repairs	\$23,000.00	\$0.00

Building Name	Measure	Measure Description	Estimated Installation Cost (\$)	Actual Cost Incurred by DCAS ¹²
Q425, Q426, and Q951	RCM 5	RCM 5 VCU Pump Leak Repairs	\$700.00	\$0.00
Q425, Q426, and Q951	RCM 6	RCM 6 Replace Boiler Feed Unit Insulation	\$3,000.00	\$0.00
Q425, Q426, and Q951	RCM 7	RCM 7 Domestic Hot Water System Adjustments	\$350.00	\$0.00
Q425, Q426, and Q951	RCM 8	RCM 8 Insulate Exposed Steam Piping	\$3,150.00	\$40,914.04
Q425, Q426, and Q951	RCM 9	RCM 9 Steam Leak Repair for H&V Unit HV-03	\$2,750.00	\$0.00
Q445 within (Q445, Q446, Q949)	RCM 1	RCM 1 Tune Boilers	\$17,394.00	\$0.00
Q445 within (Q445, Q446, Q949)	RCM 2	RCM 2 Repair Burner Modulating Controls	\$9,488.00	\$0.00
Q445 within (Q445, Q446, Q949)	RCM 3	RCM 3 Repair/Replace Failed Steam Traps	\$141,769.00	\$161,950.00
Q445 within (Q445, Q446, Q949)	RCM 4	RCM 4 Insulate Bare Piping	\$10,887.00	\$7,802.45
Q445 within (Q445, Q446, Q949)	RCM 5	RCM 5 Repair Steam and Condensate Leaks	\$6,059.00	\$53,171.47
Q445 within (Q445, Q446, Q949)	RCM 6	RCM 6 Make Repairs to Air Handling Units	\$44,908.00	\$27,827.12
Q445 within (Q445, Q446, Q949)	RCM 7	RCM 7 Make Repairs to Compressed Air System	\$12,618.00	\$0.00
Q445 within (Q445, Q446, Q949)	RCM 8	RCM 8 Make Repairs/Adjustments to the Domestic Hot Water System	\$27,830.00	\$0.00
Q485	RCM 1	RCM 1 Retune and Repair Boilers	\$0.00	\$1,500.00
Q485	RCM 2	RCM 2 Boiler Feedwater Issue	\$0.00	\$0.00
Q485	RCM 3	RCM 3 H&V Unit Flex Canvas	\$0.00	\$0.00

Building Name	Measure	Measure Description	Estimated Installation Cost (\$)	Actual Cost Incurred by DCAS ¹²
Q485	RCM 4	RCM 4 Repair Leaks	\$0.00	\$2,658.28
Q570	RCM 1	RCM 1 Repair RTUs to Meet Requirements of Sequence of Operations	\$88,487.00	\$0.00
Q570	RCM 2	RCM 2 Optimize Automated Scheduling and Set Points	\$1,518.00	\$0.00
Q570	RCM 3	RCM 3 balance Classroom Mechanical Ventilation System	\$17,078.00	\$0.00
Q570	RCM 4	RCM 4 Repair Gaps at Doors	\$531.00	\$2,794.64
Q570	RCM 5	RCM 5 Repair Leak at DHW Line Valve	\$1,847.00	\$0.00
Q570	RCM 6	RCM 6 Tune Domestic Water Heater	\$626.00	\$672.56
Q570	RCM 7	RCM 7 Repair DHW Plumbing Configuration	\$8,602.00	\$20,599.30
Q570	RCM 8	RCM 8 Optimize BMS Exhaust Fan Scheduling Controls	\$1,898.00	\$0.00
Q650	RCM 1	RCM 1 Repair BMS	\$56,166.00	\$520,736.00
Q650	RCM 2	RCM 2 Repair Air Handlers	\$15,041.00	\$0.00
Q650	RCM 3	RCM 3 Balance Air Handling Units	\$24,668.00	\$0.00
Q650	RCM 4	RCM 4 Adjust Set Points, Schedules, and Setbacks to Meet CFR	\$316.00	\$0.00
Q650	RCM 5	RCM 5 Tune Burner on Domestic Hot Water Heater	\$626.00	\$672.56
Q690	RCM 1	RCM 1 Tune and Clean Boilers	\$9,677.00	\$2,172.56
Q690	RCM 10	RCM 10 Insulate Bare Piping	\$451.00	\$0.00
Q690	RCM 11	RCM 11 Repair Water Leaks	\$1,075.00	\$291.86

Building Name	Measure	Measure Description	Estimated Installation Cost (\$)	Actual Cost Incurred by DCAS ¹²
Q690	RCM 12	RCM 12 Repair Gaps at Doors	\$1,328.00	\$2,496.61
Q690	RCM 13	RCM 13 Repair Automatic Lighting Controls	\$1,847.00	\$0.00
Q690	RCM 2	RCM 2 Repair/Replace Steam Traps	\$4,908.00	\$31,575.40
Q690	RCM 3	RCM 3 Reduce Boiler Pressure Set Point	\$822.00	\$0.00
Q690	RCM 4	RCM 4 Service Chiller 2	\$1,164.00	\$0.00
Q690	RCM 5	RCM 5 Service Cooling Tower	\$2,846.00	\$0.00
Q690	RCM 6	RCM 6 Repair Air Handling Systems	\$11,505.00	\$25,700.10
Q690	RCM 7	RCM 7 Perform Airside Balancing	\$17,078.00	\$0.00
Q690	RCM 8	RCM 8 Tune Domestic Hot Water Heater	\$626.00	\$0.00
Q690	RCM 9	RCM 9 Repair and Adjust Domestic Hot Water Aquastats	\$1,240.00	\$0.00
Q695	RCM 1	RCM 1 Repair Gaps at Doors	\$1,505.00	\$1,413.07
Q695	RCM 2	RCM 2 Tune Domestic Water Heater	\$626.00	\$0.00
Q695	RCM 3	RCM 3 Adjust Lab DHW Aquastat Set Point	\$127.00	\$0.00
Q695	RCM 4	RCM 4 Optimize Automated Scheduling and Set Points	\$5,313.00	\$0.00
Q695	RCM 5	RCM 5 Repair RTUs to Meet Requirements of Sequence of Operations	\$40,480.00	\$0.00
Q695	RCM 6	RCM 6 Balance Classroom Mechanical Ventilation System	\$17,078.00	\$504,310.00
Q744	RCM 1	RCM 1 Repair Air Handling Systems	\$9,816.00	\$0.00

Building Name	Measure	Measure Description	Estimated Installation Cost (\$)	Actual Cost Incurred by DCAS ¹²
Q744	RCM 10	RCM 10 Repair RTU-7 to Operate to Proper Control Sequences	\$2,530.00	\$0.00
Q744	RCM 11	RCM 11 Insulate Bare Piping	\$69.00	\$0.00
Q744	RCM 2	RCM 2 Repair BMS	\$56,166.00	\$0.00
Q744	RCM 3	RCM 3 Adjust Set Points of RTU-8 and Adjust the Schedules of the RTUs to Meet CFR	\$7,590.00	\$0.00
Q744	RCM 4	RCM 4 Balance Air Handling Units	\$53,130.00	\$0.00
Q744	RCM 5	RCM 5 Service Chiller	\$1,689.00	\$0.00
Q744	RCM 6	RCM 6 Tune and Clean Boilers	\$17,394.00	\$2,250.00
Q744	RCM 7	RCM 7 Tune Domestic Water Heater	\$1,448.00	\$672.56
Q744	RCM 8	RCM 8 Repair and Adjust Domestic Hot Water Aquastats	\$1,240.00	\$0.00
Q744	RCM 9	RCM 9 Repair Weather Stripping on Doors	\$1,771.00	\$1,766.57
Q849	RCM 1	RCM 1 Tune Boilers	\$6,958.00	\$1,500.00
Q849	RCM 2	RCM 2 Reduce Boiler Pressure Firing Set Point	\$822.00	\$0.00
Q849	RCM 3	RCM 3 Repair/Replace Steam Traps	\$43,427.00	\$174,255.77
Q849	RCM 4	RCM 4 Repair Steam Leaks	\$2,454.00	\$2,048.03
Q849	RCM 5	RCM 5 Repair AHUs	\$8,463.00	\$0.00
Q849	RCM 6	RCM 6 Calibrate Chiller Controls and Adjust Set Point	\$2,277.00	\$1,045.95
Q849	RCM 7	RCM 7 Adjust Domestic Hot Water Temperature Settings	\$253.00	\$0.00

Building Name	Measure	Measure Description	Estimated Installation Cost (\$)	Actual Cost Incurred by DCAS ¹²
Q849	RCM 8	RCM 8 Tune Water Heater	\$1,448.00	\$0.00
R004 (LL84)	RCM 1	RCM 1 Restore AHU Damper Controls	\$47,916.00	\$18,728.38
R004 (LL84)	RCM 2	RCM 2 Restore AHU/HV Unit Preheat Valve Control	\$15,153.38	\$7,146.50
R004 (LL84)	RCM 3	RCM 3 Restore AHU Chilled Water Valve Control	\$11,036.65	\$5,060.38
R004 (LL84)	RCM 4	RCM 4 Replace out of Calibration Sensors	\$1,818.15	\$0.00
R004 (LL84)	RCM 5	RCM 5 Retune Boiler Combustion Controls	\$5,324.00	\$1,500.00
R004 (LL84)	RCM 6	RCM 6 Steam Trap Replacements	\$209,193.27	\$0.00
R004 (LL84)	RCM 7	RCM 7 Replace Failed Thermostats	\$481.69	\$581.12
R004 (LL84)	RCM 8	RCM 8 Chiller Repairs	\$19,869.17	\$0.00
R004 (LL84)	RCM 9	RCM 9 Install Weather Stripping	\$631.69	\$598.74
R007 (LL84)	RCM 1	RCM 1 Replace the Non-Functional Thermostats and Control Valves	\$30,750.00	\$2,287.98
R007 (LL84)	RCM 2	RCM 2 Replace Failed Steam Traps	\$120,000.00	\$44,509.02
R007 (LL84)	RCM 3	RCM 3 Boiler/Burner Cleaning and Tuning	\$12,600.00	\$0.00
R007 (LL84)	RCM 4	RCM 4 Replace Damaged or Missing Insulation	\$10,950.00	\$10,291.32
R007 (LL84)	RCM 5	RCM 5 Install Door Sweeps for Exterior Doors	\$2,125.00	\$745.19
R007 (LL84)	RCM 6	RCM 6 Ventilation System Cleaning	\$4,250.00	\$12,368.00
R007 (LL84)	RCM 7	RCM 7 Replace/Repair the Temperature Gauges	\$3,100.00	\$457.59

Building Name	Measure	Measure Description	Estimated Installation Cost (\$)	Actual Cost Incurred by DCAS ¹²
R007 (LL84)	RCM 8	RCM 8 Repair the Broken Damper Actuator near Flue Stack Discharge for Boiler 3	\$500.00	\$1,858.27
R007 (LL84)	RCM 9	RCM 9 Repair Timer for Exterior Lighting Controls	\$1,200.00	\$363.47
R023	RCM 1	RCM 1 Boiler/Burner Cleaning and Tuning	\$3,900.00	\$0.00
R023	RCM 2	RCM 2 DHW Heater Cleaning and Tuning	\$2,400.00	\$0.00
R023	RCM 3	RCM 3 Replace Failed Steam Traps	\$85,090.00	\$79,081.08
R023	RCM 4	RCM 4 HVAC Repairs	\$2,940.00	\$4,490.64
R023	RCM 5	RCM 5 Repair Outside Air Dampers	\$350.00	\$1,336.91
R024	RCM 1	RCM 1 Repair Steam Traps	\$2,046.00	\$1,616.17
R024	RCM 2	RCM 2 Retune and Repair Boilers	\$32,041.00	\$0.00
R024	RCM 3	RCM 3 Repair Condensate Leaks	\$2,083.00	\$552.08
R024	RCM 4	RCM 4 Restore S-1 to Proper Operating Conditions	\$10,927.00	\$4,330.95
R024	RCM 5	RCM 5 Restore S-2 to Proper Operating Conditions	\$4,697.00	\$8,304.26
R024	RCM 6	RCM 6 Restore S-4 to Proper Operating Conditions	\$6,971.00	\$3,911.69
R024	RCM 7	RCM 7 Replace S-3 Motor Starter	\$2,051.00	\$2,475.64
R024	RCM 8	RCM 8 Replace Damper Controller	\$835.00	\$0.00
R027 (LL84)	RCM 1	RCM 1 Install Pipe Insulation >3"	\$1,100.00	\$4,211.66
R027 (LL84)	RCM 10	RCM 10 Boiler Controls Repair	\$7,900.00	\$6,698.17

Building Name	Measure	Measure Description	Estimated Installation Cost (\$)	Actual Cost Incurred by DCAS ¹²
R027 (LL84)	RCM 2	RCM 2 Replace Steam Traps	\$137,700.00	\$159,389.77
R027 (LL84)	RCM 3	RCM 3 Boiler Tuning	\$10,000.00	\$0.00
R027 (LL84)	RCM 4	RCM 4 Repair Leaks	\$21,800.00	\$5,991.43
R027 (LL84)	RCM 5	RCM 5 Weather-Stripping	\$11,290.00	\$4,666.83
R027 (LL84)	RCM 6	RCM 6 Increase Light Level in 160	\$6,220.00	\$27,000.00
R027 (LL84)	RCM 7	RCM 7 Repair HVAC Controls	\$4,950.00	\$3,536.11
R027 (LL84)	RCM 8	RCM 8 Equipment Operating Condition Repairs	\$2,660.00	\$11,379.75
R027 (LL84)	RCM 9	RCM 9 Ventilation Rate Adjustment	\$4,770.00	\$727.90
R030	RCM 1	RCM 1 Boiler/Burner Cleaning and Tuning	\$7,800.00	\$0.00
R030	RCM 2	RCM 2 DHW Heater Cleaning and Tuning	\$2,400.00	\$0.00
R030	RCM 3	RCM 3 Fix Water Leaks	\$1,580.00	\$0.00
R030	RCM 4	RCM 4 Repair Condensate Float Level Switch for the VCU	\$550.00	\$1,627.47
R030	RCM 5	RCM 5 Repair Thermostats and TRVs	\$4,090.00	\$3,431.51
R030	RCM 6	RCM 6 Adjust Fan Belt Tension	\$630.00	\$0.00
R030	RCM 7	RCM 7 Repair Control Valve and Dampers for Music Room Blower	\$1,250.00	\$1,101.81
R030	RCM 8	RCM 8 Replace Failed Steam Traps	\$68,840.00	\$106,646.39
R034	RCM 1	RCM 1 Steam Trap Replacement	\$83,710.00	\$0.00

Building Name	Measure	Measure Description	Estimated Installation Cost (\$)	Actual Cost Incurred by DCAS ¹²
R034	RCM 10	RCM 10 Replace Vacuum Condensate Return Station 1	\$70,522.00	\$0.00
R034	RCM 11	RCM 11 Replace Vacuum Condensate Return Station 2	\$70,522.00	\$0.00
R034	RCM 2	RCM 2 Return and Repair Boilers	\$16,766.00	\$0.00
R034	RCM 3	RCM 3 Restore Control to the Auditorium Blower Steam heating coil	\$11,197.00	\$0.00
R034	RCM 4	RCM 4 Restore Control to the Boy's Gym Blower Steam heating coil	\$7,465.00	\$0.00
R034	RCM 5	RCM 5 Restore Control to the Girl's Gym Blower Steam heating coil	\$7,465.00	\$0.00
R034	RCM 6	RCM 6 Restore Control to the Cafeteria Blower Steam heating coil	\$7,465.00	\$0.00
R034	RCM 7	RCM 7 Clean the interior of the Auditorium Blower	\$745.00	\$4,224.53
R034	RCM 8	RCM 8 Clean the interior of the boy's gym blower	\$745.00	\$4,358.32
R034	RCM 9	RCM 9 Repair the Steam Leak in Auditorium Blower Preheat Coil	\$5,898.00	\$15,062.97
R042 (LL84)	RCM 1	RCM 1 Boiler Tuning	\$7,300.00	\$0.00
R042 (LL84)	RCM 10	RCM 10 Vacancy Sensor Repairs	\$3,100.00	\$0.00
R042 (LL84)	RCM 11	RCM 11 Repair Boiler's Controls	\$6,100.00	\$0.00
R042 (LL84)	RCM 2	RCM 2 Repair HV-3 Controls	\$6,100.00	\$1,267.47
R042 (LL84)	RCM 3	RCM 3 Install Insulation on Pipe > 3"	\$1,800.00	\$3,204.81
R042 (LL84)	RCM 4	RCM 4 HVAC Sensor Replacement	\$6,000.00	\$1,482.66

Building Name	Measure	Measure Description	Estimated Installation Cost (\$)	Actual Cost Incurred by DCAS ¹²
R042 (LL84)	RCM 5	RCM 5 Steam Trap Replacement	\$105,100.00	\$0.00
R042 (LL84)	RCM 6	RCM 6 Repair Leaks	\$1,000.00	\$11,769.61
R042 (LL84)	RCM 7	RCM 7 Increase Gym Light Levels	\$9,600.00	\$19,956.38
R042 (LL84)	RCM 8	RCM 8 Repair Ventilation Issues	\$4,700.00	\$2,992.17
R042 (LL84)	RCM 9	RCM 9 HV-1 and HV-3 Cleaning	\$2,200.00	\$6,383.35
R049 (LL84)	RCM 1	RCM 1 Replace Thermostat	\$2,700.00	\$1,469.96
R049 (LL84)	RCM 10	RCM 10 Repair Fans Belts	\$1,700.00	\$0.00
R049 (LL84)	RCM 11	RCM 11 Repair/Replace Boiler Intake Air Dampers Controls	\$3,800.00	\$0.00
R049 (LL84)	RCM 12	RCM 12 Increase Light Levels	\$4,700.00	\$11,672.28
R049 (LL84)	RCM 2	RCM 2 Repair Leaks	\$3,000.00	\$1,502.05
R049 (LL84)	RCM 3	RCM 3 Insulate Piping	\$6,400.00	\$12,071.64
R049 (LL84)	RCM 4	RCM 4 Weatherization	\$1,200.00	\$1,124.24
R049 (LL84)	RCM 5	RCM 5 Replace Lighting Controls	\$7,700.00	\$11,284.17
R049 (LL84)	RCM 6	RCM 6 Replace Steam Traps	\$136,000.00	\$52,280.21
R049 (LL84)	RCM 7	RCM 7 Tune Domestic Hot Water Boiler	\$3,400.00	\$0.00
R049 (LL84)	RCM 8	RCM 8 Clean Coils	\$1,100.00	\$13,083.38
R049 (LL84)	RCM 9	RCM 9 Repair/Replace HV Outside Air Damper Controls	\$1,200.00	\$72,354.00

Building Name	Measure	Measure Description	Estimated Installation Cost (\$)	Actual Cost Incurred by DCAS ¹²
R050	RCM 1	RCM 1 Replace Failed Steam Trap	\$1,100.00	\$1,678.56
R050	RCM 2	RCM 2 Boilers Tuning	\$6,600.00	\$0.00
R050	RCM 3	RCM 3 Repair HVAC Controls & Adjust SAT Setpoint	\$2,500.00	\$0.00
R050	RCM 4	RCM 4 Pipe Insulation > 3" and Other Equipment	\$5,500.00	\$5,885.24
R050	RCM 5	RCM 5 Repair Leaks	\$6,600.00	\$1,339.78
R050	RCM 6	RCM 6 Repair/Replace Exterior Light Controls	\$4,900.00	\$1,035.74
R050	RCM 7	RCM 7 Clean Coils and Ducts	\$1,100.00	\$9,303.23
R050	RCM 8	RCM 8 Re-Adjust Damper Actuator	\$600.00	\$265.19
R050	RCM 9	RCM 9 Sensor Replacement/Calibration	\$2,600.00	\$0.00
R050	RCM 10	RCM 10 DHW Setpoint Adjustment	\$0.00	\$0.00
R055	RCM 1	RCM 1 Repair Condensate Leaks	\$0.00	\$300.81
R055	RCM 2	RCM 2 Install Missing Weatherstripping	\$4,985.53	\$6,062.62
R055	RCM 3	RCM 3 Insulate Piping (= 3" Piping)	\$2,645.17	\$4,047.85
R055	RCM 4	RCM 4 Replace All Steam Traps	\$69,231.25	\$82,064.61
R055	RCM 5	RCM 5 Repair Steam Control Valves	\$11,304.71	\$2,282.54
R055	RCM 6	RCM 6 Repair Steam Leaks	\$22,609.43	\$1,511.72
R055	RCM 7	RCM 7 Replace Flex Connectors	\$19.81	\$1,990.90
R055	RCM 8	RCM 8 Replace Air Filters	\$314.02	\$0.00

Building Name	Measure	Measure Description	Estimated Installation Cost (\$)	Actual Cost Incurred by DCAS ¹²
R055	RCM 9	RCM 9 Repair Boiler Dampers and Replace Actuators	\$4,447.49	\$0.00
R072 (LL84)	RCM 1	RCM 1 Restore Controls to AHU #16 (Interiors)	\$13,425.96	\$0.00
R072 (LL84)	RCM 10	RCM 10 Replace Filters	\$39.93	\$0.00
R072 (LL84)	RCM 11	RCM 11 Replace Failed Thermostats	\$481.69	\$0.00
R072 (LL84)	RCM 12	RCM 12 Install Weather Stripping	\$631.69	\$2,087.01
R072 (LL84)	RCM 2	RCM 2 Restore Control to AHU 4 (Seminar Core)	\$5,538.45	\$0.00
R072 (LL84)	RCM 3	RCM 3 Pump Seal Replacement	\$1,189.91	\$0.00
R072 (LL84)	RCM 4	RCM 4 Repair/Install Insulation	\$461.35	\$0.00
R072 (LL84)	RCM 5	RCM 5 Repair Tears in Canvas Duct Connections	\$13,294.03	\$4,608.49
R072 (LL84)	RCM 6	RCM 6 Replace Out of Calibration Monitoring Sensors	\$7,489.54	\$0.00
R072 (LL84)	RCM 7	RCM 7 AHU/HV Unit Control Repairs	\$3,455.28	\$0.00
R072 (LL84)	RCM 8	RCM 8 Repair/Replace Compressor #1 for Chiller #2	\$29,508.27	\$0.00
R072 (LL84)	RCM 9	RCM 9 Clean Preheat Coils	\$2,981.44	\$0.00
R600 (LL84)	RCM 1	RCM 1 Weather Stripping	\$200.00	\$856.47
R600 (LL84)	RCM 2	RCM 2 Insulate Piping	\$800.00	\$3,166.86
R600 (LL84)	RCM 3	RCM 3 Replace Steam Traps	\$165,700.00	\$56,124.99
R600 (LL84)	RCM 4	RCM 4 Repair Water Leak	\$2,400.00	\$695.22

Building Name	Measure	Measure Description	Estimated Installation Cost (\$)	Actual Cost Incurred by DCAS ¹²
R600 (LL84)	RCM 5	RCM 5 Increase Light Levels	\$56,400.00	\$30,765.03
R600 (LL84)	RCM 6	RCM 6 Replace Fan Belts	\$1,100.00	\$0.00
R600 (LL84)	RCM 7	RCM 7 Repair/Replace Exterior Lighting Control	\$1,300.00	\$271.37
R600 (LL84)	RCM 8	RCM 8 Repair/ Replace Thermostats	\$3,000.00	\$2,704.91
R600 (LL84)	RCM 9	RCM 9 Clean Coils and Ducts	\$1,600.00	\$14,612.02
X011	RCM 1	RCM 1 Replace Failed Exhaust Fans	\$19,800.00	\$0.00
X011	RCM 2	RCM 2 Boiler Burner Tuning and Cleanup	\$19,500.00	\$0.00
X011	RCM 3	RCM 3 Boiler Sensors, Gauges, and Safeties Replacements	\$7,650.00	\$0.00
X011	RCM 4	RCM 4 Steam Trap Replacement and Maintenance Program	\$40,500.00	\$110,158.39
X011	RCM 5	RCM 5 Repair Steam and Condensate Piping Leaks	\$15,000.00	\$24,149.73
X011	RCM 6	RCM 6 Replace Blower Dampers and Rebalance Fans	\$7,500.00	\$20,551.72
X011	RCM 7	RCM 7 Ductwork Repairs	\$1,000.00	\$3,154.90
X011	RCM 8	RCM 8 Repairs to Pneumatic Control Systems	\$141,150.00	\$28,631.75
X018	RCM 1	RCM 1 Boiler/Burner Cleaning and Tuning	\$11,700.00	\$7,075.21
X018	RCM 2	RCM 2 DHW Heater Cleaning and Tuning	\$2,400.00	\$589.60
X018	RCM 3	RCM 3 Replace Failed Steam Traps	\$82,280.00	\$60,630.42
X018	RCM 4	RCM 4 Boiler System Repairs	\$820.00	\$9,750.76

Building Name	Measure	Measure Description	Estimated Installation Cost (\$)	Actual Cost Incurred by DCAS ¹²
X018	RCM 5	RCM 5 Install Door Sweeps for Exterior Doors	\$210.00	\$927.08
X043	RCM 1	RCM 1 Restore Preheat Control to H&V Units	\$4,682.99	\$13,277.67
X043	RCM 2	RCM 2 Repair Steam Traps	\$110,330.00	\$0.00
X043	RCM 3	RCM 3 Retune and Repair Boilers	\$13,781.00	\$0.00
X043	RCM 4	RCM 4 Door Seals	\$2,210.92	\$5,357.54
X043	RCM 5	RCM 5 Repair/Replace draft damper actuators	\$3,133.00	\$0.00
X043	RCM 6	RCM 6 Repair/Replace boiler #1& #2 draft meter	\$3,304.00	\$0.00
X072	RCM 1	RCM 1 Repair AHU Controls	\$2,500.00	\$22,229.53
X072	RCM 10	RCM 10 Repair Condensate Return Unit	\$35,000.00	\$49,274.15
X072	RCM 11	RCM 11 Repair Leaking Refrigerant Line	\$4,500.00	\$0.00
X072	RCM 12	RCM 12 HVAC Equipment Cleaning	\$25,500.00	\$0.00
X072	RCM 13	RCM 13 Steam Trap Replacement and Implement Testing/Replacement Protocol	\$116,250.00	\$0.00
X072	RCM 14	RCM 14 Boiler/Burner Cleaning and Tune-Up	\$14,500.00	\$0.00
X072	RCM 15	RCM 15 Insulate Condensate Return Piping	\$4,500.00	\$0.00
X072	RCM 16	RCM 16 Repair Steam Leaks	\$2,150.00	\$0.00
X072	RCM 2	RCM 2 Repair unit Ventilators and Radiators	\$226,250.00	\$6,140.82
X072	RCM 3	RCM 3 Recalibrate Heat Exchanger Temperature Controls	\$600.00	\$0.00

Building Name	Measure	Measure Description	Estimated Installation Cost (\$)	Actual Cost Incurred by DCAS ¹²
X072	RCM 4	RCM 4 Repair Fan Coil Unit Controls	\$8,500.00	\$13,205.30
X072	RCM 5	RCM 5 Repair H&V Unit and Exhaust Fans	\$30,500.00	\$0.00
X072	RCM 6	RCM 6 Repair Heating Plant Controls	\$4,200.00	\$0.00
X072	RCM 7	RCM 7 DHW System Repairs	\$1,250.00	\$0.00
X072	RCM 8	RCM 8 Repair Leaking Chiller Compressors	\$20,000.00	\$0.00
X072	RCM 9	RCM 9 repair Pumps	\$5,750.00	\$0.00
X074	RCM 1	RCM 1 Repair Automatic Temperature Controls	\$29,750.00	\$0.00
X074	RCM 2	RCM 2 DHW System Adjustments and Repairs	\$3,000.00	\$0.00
X074	RCM 3	RCM 3 Replace Condensate Return Units	\$50,000.00	\$0.00
X074	RCM 4	RCM 4 Repair Boilers, Leaks and Install Temp Gauge on Boiler Feedwater Tank	\$11,750.00	\$0.00
X074	RCM 5	RCM 5 Repair H&V units	\$45,400.00	\$0.00
X074	RCM 6	Steam Trap Replacement	\$0.00	\$0.00
X074	RCM 7	RCM 7 Boiler/Burner Cleaning and Tune-Up	\$7,000.00	\$2,550.00
X074	RCM 8	RCM 8 Insulate Condensate piping and Condenser piping	\$12,875.00	\$7,132.13
X074	RCM 9	RCM 9 Repair Cooling Plant Components	\$9,700.00	\$0.00
X075	RCM 1	RCM 1 Boiler/Burner Cleaning and Tune-Up	\$13,000.00	\$112,402.00
X075	RCM 2	RCM 2 Steam Trap Replacement and Maintenance Program	\$65,850.00	\$89,328.15

Building Name	Measure	Measure Description	Estimated Installation Cost (\$)	Actual Cost Incurred by DCAS ¹²
X075	RCM 3	RCM 3 Domestic Hot Water System Adjustments and Repairs	\$1,800.00	\$7,591.00
X075	RCM 4	RCM 4 Boiler System Repairs	\$13,400.00	\$0.00
X075	RCM 5	RCM 5 Repair and Recalibrate Pneumatic Thermostats and Valves	\$8,500.00	\$3,017.07
X079	RCM 1	RCM 1 Boiler Burner Cleaning and Tune-Up	\$6,500.00	\$0.00
X079	RCM 10	RCM 10 Repairs to Rooftop Units	\$1,500.00	\$0.00
X079	RCM 11	RCM 11 Repair to Fire Alarm Shutdowns	\$15,000.00	\$0.00
X079	RCM 12	RCM 12 Repairs to Building Management System	\$11,000.00	\$0.00
X079	RCM 13	Pneumatic Control System Repairs	\$20,750.00	\$0.00
X079	RCM 14	RCM 14 Provide Controls and Scheduler for H&V Units	\$87,000.00	N/A
X079	RCM 15	RCM 15 Pneumatic Control System Repairs	\$146,000.00	N/A
X079	RCM 2	RCM 2 Repair or Replace Failed Exhaust Fans	\$16,000.00	\$0.00
X079	RCM 3	RCM 3 Boiler Sensors, Gauges, and Safeties Replacement	\$5,000.00	\$0.00
X079	RCM 4	RCM 4 Repair Steam and Condensate Piping Leaks	\$3,000.00	\$4,537.10
X079	RCM 5	RCM 5 Replace Damaged and Missing Piping Insulation	\$120,000.00	\$35,992.95
X079	RCM 6	RCM 6 Repair Fuel Oil Transfer Pump Controls	\$3,000.00	\$0.00
X079	RCM 7	RCM 7 Replace Vacuum Condensate Unit	\$50,000.00	\$0.00
X079	RCM 8	RCM 8 Repair Combustion Air Dampers	\$3,400.00	\$0.00

Building Name	Measure	Measure Description	Estimated Installation Cost (\$)	Actual Cost Incurred by DCAS ¹²
X079	RCM 9	RCM 9 Adjust Outside Air Dampers for RTUs	\$7,500.00	\$0.00
X095	RCM 1	RCM 1 Hot Water Boiler Repair	\$400.00	\$0.00
X095	RCM 2	RCM 2 Repair/Recalibrate Preheat Coil Controls	\$5,800.00	\$6,462.33
X095	RCM 3	RCM 3 Repair System Leaks	\$500.00	\$0.00
X095	RCM 4	RCM 4 HVAC Equipment Cleaning	\$25,500.00	\$0.00
X095	RCM 5	RCM 5 Repair DWH Circulating Pump Assembly	\$1,500.00	\$0.00
X095	RCM 6	RCM 6 Steam Trap Replacement and Implement Testing/Replace	\$31,500.00	\$0.00
X095	RCM 7	RCM 7 Burner Cleaning and Tune-up	\$26,000.00	\$1,700.00
X095	RCM 8	RCM 8 Replace Missing/Damaged Insulation	\$420.00	\$973.55
X098	RCM 1	RCM 1 Replace Thermostatic Steam Traps	\$151,940.00	\$0.00
X098	RCM 10	RCM 10 Replace the Outside Air Damper and Actuator	\$1,245.00	\$2,901.15
X098	RCM 11	RCM 11 Replace Faulty Thermostats	\$3,743.00	\$2,465.57
X098	RCM 16	RCM 16 Replace Boiler Room Outside Air Damper's End Switch	\$1,034.00	\$0.00
X098	RCM 17	RCM 17 Replace boiler Control Devices to allow for Modulation	\$5,903.00	\$0.00
X098	RCM 18	RCM 18 Retune Boilers	\$9,087.00	\$1,190.00
X098	RCM 2	RCM 2 Replace Missing Piping Insulation	\$1,314.00	\$1,008.08
X098	RCM 3	RCM 3 Install Weatherstripping and Doorsweeps	\$1,189.00	\$466.31

Building Name	Measure	Measure Description	Estimated Installation Cost (\$)	Actual Cost Incurred by DCAS ¹²
X098	RCM 4	RCM 4 Repair Steam System Leaks	\$2,999.00	\$12,773.18
X098	RCM 5	RCM 5 Clean Coil Section	\$5,324.00	\$5,933.58
X098	RCM 6	RCM 6 Clean the Fan Section and Ductwork Inlet	\$600.00	\$6,456.31
X098	RCM 7	RCM 7 Replace Fan Belt	\$493.00	\$0.00
X098	RCM 8	RCM 8 Re-align the Motor Sheave	\$542.00	\$1,934.10
X098	RCM 9	RCM 9 Replace Faulty Control Valves and Shutoff Valves	\$4,508.00	\$42,895.39
X100	RCM 1	RCM 1 Clean and Tune Boiler - B1, B2	\$11,000.00	\$1,500.00
X100	RCM 2	RCM 2 Replace All Thermostatic Steam Traps	\$81,813.00	\$69,417.54
X100	RCM 3	RCM 3 Repair Steam Leaks	\$0.00	\$0.00
X100	RCM 4	RCM 4 Install Missing Weatherstripping	\$6,498.00	\$4,808.08
X100	RCM 5	RCM 5 Repair Condensate Leaks	\$8,266.75	\$4,797.04
X100	RCM 6	RCM 6 Clean Coils	\$3,025.00	\$1,306.95
X108	RCM 1	RCM 1 Repair Existing Pneumatic Temperature Controls	\$48,075.00	\$0.00
X108	RCM 2	RCM 2 Steam Trap Replacement and Implement Testing/Replacement Protocol	\$71,000.00	\$0.00
X108	RCM 3	RCM 3 Repair H&V Unit and Exhaust Fans	\$4,700.00	\$573.59
X108	RCM 4	RCM 4 Heating Plant Repairs	\$5,000.00	\$0.00
X108	RCM 5	RCM 5 Repair Vacuum and Condensate Pumps	\$7,000.00	\$0.00

Building Name	Measure	Measure Description	Estimated Installation Cost (\$)	Actual Cost Incurred by DCAS ¹²
X108	RCM 6	RCM 6 Boiler Burner Cleaning and Tune-Up	\$11,500.00	\$595.00
X108	RCM 7	RCM 7 Repair Exterior Lighting Controls	\$1,600.00	\$3,659.75
X113	RCM 1	RCM 1 Replace Exterior Lighting Time Clock	\$700.00	\$256.70
X113	RCM 10	RCM 10 Ventilation	\$500.00	\$0.00
X113	RCM 11	RCM 11 Repair Controls	\$5,400.00	\$0.00
X113	RCM 2	RCM 2 Insulate Pipes	\$8,300.00	\$40,126.06
X113	RCM 3	RCM 3 Steam Trap Replacement	\$18,800.00	\$51,938.35
X113	RCM 4	RCM 4 Weather-Stripping	\$11,800.00	\$18,977.25
X113	RCM 5	RCM 5 Replace HVAC Sensors	\$6,900.00	\$8,169.92
X113	RCM 6	RCM 6 Clean Ducts	\$30,200.00	\$17,159.78
X113	RCM 7	RCM 7 Repair Motor and Replace Belts	\$3,500.00	\$1,829.72
X113	RCM 8	RCM 8 Repair Leaks	\$1,800.00	\$0.00
X113	RCM 9	RCM 9 Tune Boilers	\$10,000.00	\$2,380.00
X115	RCM 1	RCM 1 Repair heating Plant Controls	\$3,200.00	\$5,429.65
X115	RCM 10	RCM 10 Boiler/Burner Cleaning and Tune-Up	\$1,500.00	\$1,190.00
X115	RCM 11	RCM 11 HVAC Equipment Cleaning	\$25,500.00	\$6,751.88
X115	RCM 12	RCM 12 Insulate Condensate Return Piping	\$6,000.00	\$6,402.66
X115	RCM 13	RCM 13 Replace Gymnasium Lighting	\$8,750.00	\$0.00

Building Name	Measure	Measure Description	Estimated Installation Cost (\$)	Actual Cost Incurred by DCAS ¹²
X115	RCM 2	RCM 2 Repair H&V Units, AHUs and Exhaust Fans	\$28,800.00	\$21,894.44
X115	RCM 3	RCM 3 Recalibrate Radiator Temperature Controls	\$99,000.00	\$32,762.00
X115	RCM 4	RCM 4 Repair Steam Unit Heaters	\$6,300.00	\$15,065.49
X115	RCM 5	RCM 5 DHW System Repairs	\$850.00	\$0.00
X115	RCM 6	RCM 6 Repair Condensate Return Unit	\$36,500.00	\$0.00
X115	RCM 7	RCM 7 Repair Steam Leaks	\$1,400.00	\$0.00
X115	RCM 8	RCM 8 Steam Trap Replacement and Implement Testing/Replacement Protocol	\$206,250.00	\$119,162.03
X115	RCM 9	RCM 9 Repair De-Humidification Unit Compressor	\$5,000.00	\$0.00
X147	RCM 1	RCM 1 Boiler/Burner Cleaning and Tuning	\$11,700.00	\$6,980.03
X147	RCM 2	RCM 2 DHW Heater Cleaning and Tuning	\$4,800.00	\$1,163.34
X147	RCM 3	RCM 3 Replace Failed Steam Traps	\$148,970.00	\$155,371.24
X147	RCM 4	RCM 4 Ventilation System Cleaning	\$22,000.00	\$0.00
X147	RCM 5	RCM 5 Repair HVAC Controls	\$5,830.00	\$23,765.64
X147	RCM 6	RCM 6 Install Door Sweeps for Exterior Doors	\$1,260.00	\$802.96
X147	RCM 7	RCM 7 Repair Flex Connection	\$1,080.00	\$2,074.10
X147	RCM 8	RCM 8 Replace Damaged or Missing Insulation	\$430.00	\$745.81
X148	RCM 1	RCM 1 Boiler Burner Cleaning and Tune-Up	\$18,500.00	\$2,250.00
X148	RCM 2	RCM 2 Recalibrate Pneumatic Thermostats	\$3,750.00	\$30,591.11

Building Name	Measure	Measure Description	Estimated Installation Cost (\$)	Actual Cost Incurred by DCAS ¹²
X148	RCM 3	RCM 3 Steam Trap Replacement and Maintenance Program	\$88,200.00	\$67,402.80
X148	RCM 4	RCM 4 Repair Vacuum Condensate Units	\$12,000.00	\$0.00
X148	RCM 5	RCM 5 Repair Boiler Combustion Air Intake Dampers	\$3,550.00	\$18,720.60
X148	RCM 6	RCM 6 Replace Broken Starters for Kitchen and Auditorium Blowers	\$1,400.00	\$8,724.82
X148	RCM 7	RCM 7 Lighting Switch Repair	\$200.00	\$269.36
X149 (LL84)	RCM 1	RCM 1 Boiler/Burner Cleaning and Tuning	\$11,100.00	\$6,980.03
X149 (LL84)	RCM 10	RCM 10 DHW Heater Cleaning and Tuning	\$2,100.00	\$581.67
X149 (LL84)	RCM 2	RCM 2 Boiler System Repairs	\$54,400.00	\$0.00
X149 (LL84)	RCM 3	RCM 3 Replace Failed Steam Traps	\$156,120.00	\$122,424.73
X149 (LL84)	RCM 4	RCM 4 Eliminate Water Leaks	\$5,440.00	\$50,236.93
X149 (LL84)	RCM 5	RCM 5 Replace Leaking Thermostats	\$1,500.00	\$314.86
X149 (LL84)	RCM 6	RCM 6 Insulate Steam Condensate Header	\$660.00	\$1,636.57
X149 (LL84)	RCM 7	RCM 7 Filter Replacement Program	\$320.00	\$0.00
X149 (LL84)	RCM 8	RCM 8 Ventilation System Cleaning	\$6,400.00	\$6,541.33
X149 (LL84)	RCM 9	RCM 9 Replace Flex Connection	\$1,300.00	\$917.47
X151 within (X151, X156)	RCM 1	RCM 1 Repair/Replace Electric Thermostats for the Electric Radiators	\$213,600.00	\$0.00
X151 within (X151, X156)	RCM 2	RCM 2 Repair and Reconnect the Pneumatic Damper Actuators	\$9,000.00	\$54,311.92

Building Name	Measure	Measure Description	Estimated Installation Cost (\$)	Actual Cost Incurred by DCAS ¹²
X151 within (X151, X156)	RCM 3	RCM 3 Repair Belt Drives for Roof Exhaust Fans	\$2,500.00	\$0.00
X151 within (X151, X156)	RCM 4	RCM 4 Replace Bearings for Roof Exhaust Fans	\$4,000.00	\$0.00
X151 within (X151, X156)	RCM 5	RCM 5 Replace Burnt Out Motors for Roof Top Exhaust Fans	\$4,700.00	\$0.00
X151 within (X151, X156)	RCM 6	RCM 6 Repair Electric Coils for DHW Heaters	\$18,000.00	\$0.00
X151 within (X151, X156)	RCM 7	RCM 7 Replace the Roll-On Filters with Box Filters	\$16,500.00	\$16,113.66
X151 within (X151, X156)	RCM 8	RCM 8 DHW Adjustments	\$350.00	\$0.00
X151 within (X151, X156)	RCM 9	RCM 9 Re-Balance Air Handling Units and Ventilation Systems	\$25,000.00	\$0.00
X156	RCM 1	RCM 1 Repair/Recalibrate Thermostats for the Electric Radiators	\$3,270.00	\$0.00
X156	RCM 2	RCM 2 Insulate DHW Piping	\$625.00	\$1,020.80
X156	RCM 3	RCM 3 Repair Ventilation Units	\$11,265.00	\$0.00
X156	RCM 4	RCM 4 Domestic Hot Water System Repairs	\$1,180.00	\$0.00
X156	RCM 5	RCM 5 Repair Electric Heating Coils and Electric Radiators	\$11,700.00	\$0.00
X156	RCM 6	RCM 6 Integrate Unit Ventilators to Existing Thermostat	\$300.00	\$0.00
X156	RCM 7	RCM 7 Replace Non-Functional Digital Companion Switches	\$1,000.00	\$847.97
X156	RCM 8	RCM 8 Install Switch for Kitchen Lighting	\$1,000.00	\$0.00
X156	RCM 9	RCM 9 Install insulation for Exterior Doors	\$680.00	\$2,021.49

Building Name	Measure	Measure Description	Estimated Installation Cost (\$)	Actual Cost Incurred by DCAS ¹²
X189	RCM 1	RCM 1 Repair Timer for Electric Cabinet Unit Heater	\$1,500.00	\$0.00
X189	RCM 2	RCM 2 Repair the Broken Grills for Condenser Fans	\$1,500.00	\$0.00
X189	RCM 3	RCM 3 Rewire the Domestic Hot Water Heater	\$1,000.00	\$759.61
X189	RCM 4	RCM 4 Rebalance the Rooftop Units	\$13,500.00	\$0.00
X189	RCM 5	RCM 5 Reprogram the Sequencing of Dampers	\$2,000.00	\$0.00
X189	RCM 6	RCM 6 Repair the OA Dampers for Domestic Hot Water Heater	\$1,500.00	\$0.00
X193	RCM 1	RCM 1 Boiler/Burner Cleaning and Tuning	\$11,700.00	\$6,980.03
X193	RCM 2	RCM 2 DHW Heater Cleaning and Tuning	\$4,800.00	\$1,163.34
X193	RCM 3	RCM 3 Replace Failed Steam Traps	\$180,520.00	\$139,298.39
X193	RCM 4	RCM 4 HVAC Repairs	\$10,180.00	\$24,366.56
X193	RCM 5	RCM 5 Repair HVAC Controls	\$11,440.00	\$4,924.40
X193	RCM 6	RCM 6 Fix Water and Steam Leaks	\$16,600.00	\$10,839.80
X193	RCM 7	RCM 7 Install Door Sweeps for Exterior Doors	\$1,050.00	\$3,275.85
X193	RCM 8	RCM 8 Replace Automatic Filter Roll	\$600.00	\$24,367.93
X193	RCM 9	RCM 9 Ventilation System Cleaning	\$4,500.00	\$8,957.95
X193	RCM 10	RCM 10 Replace Damaged or Missing Insulation	\$80.00	\$21.71
X194	RCM 1	RCM 1 Repair Perimeter Radiator & VAV Temperature Controls	\$471,650.00	\$0.00

Building Name	Measure	Measure Description	Estimated Installation Cost (\$)	Actual Cost Incurred by DCAS ¹²
X194	RCM 2	RCM 2 Steam Trap Replacement and Implement Testing/Replacement Protocol	\$152,750.00	\$73,469.35
X194	RCM 3	RCM 3 Cooling Plant Repairs	\$25,300.00	\$0.00
X194	RCM 4	RCM 4 AHU Repairs	\$301,900.00	\$0.00
X194	RCM 5	RCM 5 Insulate Condensate Return Header	\$420.00	\$1,078.90
X194	RCM 6	RCM 6 Boiler/Burner Cleaning and Tune-Up	\$18,000.00	\$1,700.00
X206	RCM 1	RCM 1 HVAC Repairs	\$19,230.00	\$7,906.92
X206	RCM 2	RCM 2 Repair Pneumatic Air System	\$510.00	\$314.66
X206	RCM 3	RCM 3 Rebalance HVAC Systems	\$43,500.00	\$4,026.74
X206	RCM 4	RCM 4 Lighting System Repairs	\$510.00	\$17,142.71
X206	RCM 5	RCM 5 Boiler/Burner Cleaning and Tuning	\$7,200.00	\$1,190.00
X206	RCM 6	RCM 6 Replace Damaged or Missing Insulation	\$950.00	\$1,163.52
X229	RCM 1	RCM 1 Replace Faulty Steam Control Valves	\$16,000.00	\$9,976.86
X229	RCM 10	RCM 10 Insulate Condensate Piping	\$750.00	\$2,071.16
X229	RCM 2	RCM 2 HVAC Unit Reparatations	\$139,400.00	\$0.00
X229	RCM 3	RCM 3 Boiler Controls Replacement	\$4,300.00	\$0.00
X229	RCM 4	RCM 4 HEX Control Reparatations	\$7,000.00	\$0.00
X229	RCM 5	RCM 5 HVAC Testing and Balancing	\$22,500.00	\$0.00
X229	RCM 6	RCM 6 Fix Condensate Leak	\$7,000.00	\$834.57

Building Name	Measure	Measure Description	Estimated Installation Cost (\$)	Actual Cost Incurred by DCAS ¹²
X229	RCM 7	RCM 7 Clean HVAC Equipment	\$25,500.00	\$19,137.77
X229	RCM 8	RCM 8 Replace HVAC Filters	\$3,000.00	\$0.00
X229	RCM 9	RCM 9 Boiler/Burner Cleaning and Tuning	\$10,000.00	\$3,000.00
X235	RCM 1	RCM 1 Boiler/Burner Tuning	\$11,500.00	\$595.00
X235	RCM 9	RCM 10 Repair Refrigerant Leak Detection	\$7,500.00	\$0.00
X235	RCM 11	RCM 11 Upgrade Auditorium Lighting	\$11,875.00	\$0.00
X235	RCM	RCM 2 Repair of Building Management System	\$15,000.00	\$0.00
X235	RCM 2	RCM 2 Limited Steam Trap Replacement	\$6,750.00	\$26,206.41
X235	RCM 3	RCM 3 Domestic Hot Water Set Points	\$1,400.00	\$0.00
X235	RCM 4	RCM 5 Repair Domestic Water Booster Pump Unit	\$4,450.00	\$0.00
X235	RCM 5	RCM 6 Repair Mushroom Fans	\$5,600.00	\$0.00
X235	RCM 6	RCM 7 Insulate Piping in Chiller Room	\$750.00	\$463.86
X235	RCM 7	RCM 8 Test and Balance Air Side Systems	\$10,500.00	\$0.00
X235	RCM 8	RCM 9 Repair of AHU #7	\$10,000.00	\$0.00
X340	RCM 1	RCM 1 Repair Non-Functional Exhaust Fans on the Roof	\$10,350.00	\$0.00
X340	RCM 2	RCM 2 Rebalance Rooftop Units and Exhaust System	\$11,000.00	\$20,184.12
X340	RCM 3	RCM 3 Repair RTU-10 Controls Causing Compressor Shutoff	\$2,500.00	\$0.00

Building Name	Measure	Measure Description	Estimated Installation Cost (\$)	Actual Cost Incurred by DCAS ¹²
X340	RCM 4	RCM 4 Implement Temperature Set-Backs During Unoccupied Winter Hours	\$550.00	\$0.00
X340	RCM 5	RCM 5 DHW Heater Burner Cleaning and Tune-Up	\$1,500.00	\$0.00
X360	RCM 1	RCM 1 HVAC Equipment Cleaning	\$22,000.00	\$0.00
X360	RCM 2	RCM 2 DHW Burner Cleaning and Tune-Up	\$6,500.00	\$595.00
X660	RCM 1	RCM 1 Repair Perimeter Radiator Temperature Controls	\$56,300.00	\$38,187.89
X660	RCM 2	RCM 2 Steam Trap Replacement and Implement Testing/Replacement	\$139,750.00	\$115,169.91
X660	RCM 3	RCM 3 Repair Ventilation Units	\$34,000.00	\$32,567.61
X660	RCM 4	RCM 4 Repair Smoke Opacity Monitors	\$5,000.00	\$8,210.50
X660	RCM 5	RCM 5 Repair Return Pump Leaks	\$1,500.00	\$0.00
X660	RCM 6	RCM 6 Insulate Condensate Piping	\$200.00	\$971.49
X660	RCM 7	RCM 7 Boiler/Burner Cleaning and Tune-Up	\$24,500.00	\$1,700.00
X790 (X527, X547,X548)	RCM 1	RCM 1 Repair BMS	\$98,100.00	\$0.00
X790 (X527, X547,X548)	RCM 2	RCM 2 Adjust Cabinet Unit Heater Temperature Set Points	\$1,800.00	\$0.00
X790 (X527, X547,X548)	RCM 3	RCM 3 Repair VFD on RTU-4	\$3,000.00	\$0.00
X790 (X527, X547,X548)	RCM 4	RCM 4 DHW System Repairs	\$10,500.00	\$0.00
X790 (X527, X547,X548)	RCM 5	RCM 5 Boiler/Burner Cleaning and Tune-Up	\$46,000.00	\$3,000.00
X790 (X527, X547,X548)	RCM 6	RCM 6 Rebalance AHU-3	\$2,300.00	\$0.00

Building Name	Measure	Measure Description	Estimated Installation Cost (\$)	Actual Cost Incurred by DCAS ¹²
X839	RCM 1	RCM 1 DHW Tuning	\$1,500.00	\$0.00
R455	RCM 1	Replace Steam Traps	\$330,050.00	\$0.00
R455	RCM 2	Replace Missing or Damaged Piping Insulation	\$31,213.00	\$0.00
R455	RCM 3	Replace HVAC Unit Damper Actuators	\$52,268.00	\$0.00
R455	RCM 4	Restore Pneumatic Control Air for HV Units	\$6,000.00	\$0.00
R455	RCM 5	Replace HV-11 Preheat Control Valves	\$8,000.00	\$0.00
R455	RCM 6	Replace HV-1 Reheat Valve	\$3,450.00	\$0.00
R455	RCM 7	Replace HV Unit Critical Temperature Sensors	\$2,250.00	\$0.00
R455	RCM 8	Clean and Tune Boilers	\$7,200.00	\$0.00
R057	RCM 1	DHW Heater Cleaning and Tuning	\$2,700.00	\$499.18
R057	RCM 2	Replace Failed Steam Traps	\$103,770.00	\$92,355.98
R057	RCM 3	Fix Water Leaks	\$7,000.00	\$18,337.72
R057	RCM 4	Replace Dirty Filters	\$4,000.00	\$0.00
R057	RCM 5	Replace Thermostats	\$3,850.00	\$4,024.01
R057	RCM 6	Replace Bearing for Gymnasium AHU	\$720.00	\$4,822.76
R057	RCM 7	Replace Damaged or Missing Insulation	\$25,000.00	\$17,915.51

DCAS

nyc.gov/dcas

NYC[®] Citywide
Administrative
Services