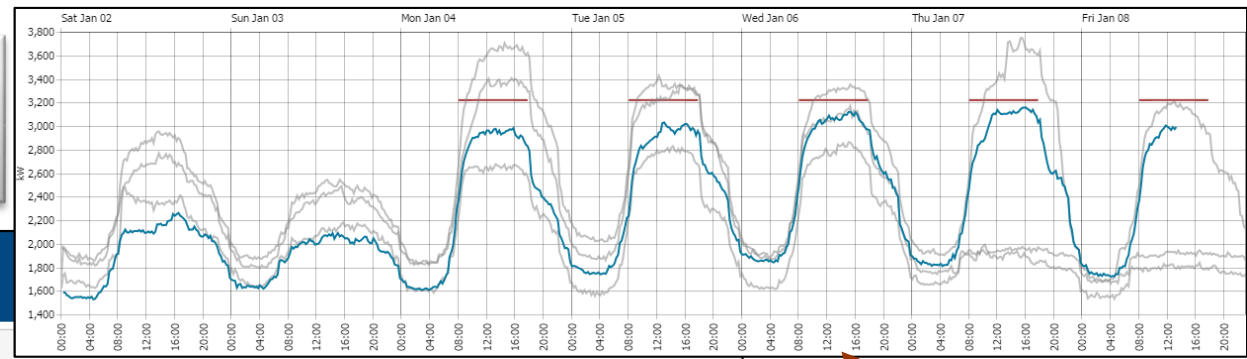


**SETPOINT**

- CREATE CUSTOMIZED TEXT MESSAGE AND EMAIL ALERTS BASED ON KW THRESHOLDS



**CREATE NEW ALERTS BY SPECIFYING**

- ACCOUNT(S)/METER(S)
- TIME OF DAY
- DAY(S) OF THE WEEK
- KW THRESHOLD

ENERTRAC SetPoint

Alerts

+ Create New Alert

Name	Description	Email	Text	Disable	
Muni 01	Alert when reading is above 2030kW	<input checked="" type="checkbox"/>	<input checked="" type="checkbox"/>	<input checked="" type="checkbox"/>	
Muni 02	Alert when reading is above 1900kW	<input checked="" type="checkbox"/>	<input checked="" type="checkbox"/>	<input checked="" type="checkbox"/>	
Muni 101	Alert when reading is above 2340kW	<input checked="" type="checkbox"/>	<input checked="" type="checkbox"/>	<input checked="" type="checkbox"/>	

Edit Contact Information

**SELECT KW LOAD THRESHOLDS BASED ON ROLLING 4 WEEKS OF LOAD PROFILE DATA**

**EDIT CONTACT INFORMATION OR EDIT/DISABLE/DELETE INDIVIDUAL ALERTS**

**DEMAND RESPONSE PORTAL**

- VIEW CURRENT AND HISTORICAL ENROLLMENTS, PERFORMANCE AND PAYMENT REPORTS
- REVIEW OPERATIONS AND COMMUNICATIONS EVENT PROTOCOLS
- MONITOR REAL-TIME PERFORMANCE DURING EVENTS ON PORTFOLIO OR RESOURCE LEVEL

**SELECT 'RESOURCE MONITOR' TO VIEW RESOURCE SPECIFIC PROGRAM DETAILS AND TO MONITOR EVENT PERFORMANCE ON RESOURCE LEVEL**

**SELECT 'PORTFOLIO MONITOR' TO MONITOR EVENT PERFORMANCE ON PORTFOLIO LEVEL**

**SELECT 'ENROLLMENTS' TO VIEW PORTFOLIO ENROLLMENT DETAILS**

ENERTRAC Demand Response Portal

Enrollments Resource Monitor Portfolio Monitor Summary Reports

search... Period: Winter '15 Program: SCR Method: All

D...	Resource	Acc...	Prog...	Period	E...	Ba...	Ta...	Meth...	Last E...	Per...	Actions
DCAS	120-55 Queens Blvd - ...	290...	SCR	Nov'15 - ...	10	464	454	C	2015-...	99%	
DCAS	215 E 161 St - Bronx ...	390...	SCR	Nov'15 - ...	30	904	874	C	2015-...	100%	
DCAS	266 E 161 St - Bronx ...	390...	SCR	Nov'15 - ...	100	1,388	1,288	C	2015-...	100%	
DCAS	280 Broadway - Sun B...	490...	SCR	Nov'15 - ...	100	471	371	C	2015-...	100%	
DCAS	330 Jay Street - Brook...	690...	SCR	Nov'15 - ...	200	1,663	1,463	C	2015-...	100%	
DCAS	360 Adams Street - Br...	690...	SCR	Nov'15 - ...	50	367	317	C	2015-...	100%	
DCAS	60 Lefferts Street	400...	SCR	Nov'15 - ...	100	815	815	C	2015-...	100%	

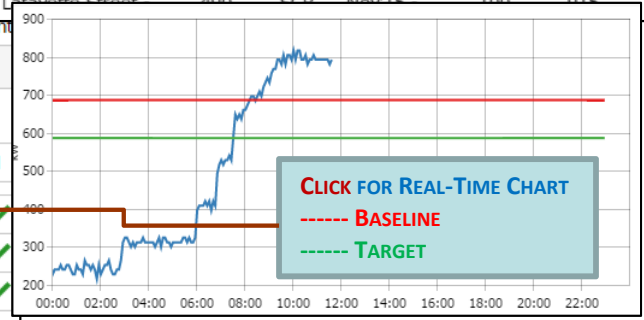
ENERTRAC Demand Response Portal

Enrollments Resource Monitor Portfolio Monitor Summary Reports

Resources with Real-Time Meters

search... Program: SCR Method: All Show All

Division	Resource	Performance	Shortfall	Enrolled	Actual kW	RTM
CUNY	Lehman College	139% <span style="color: green;">■</span>	0	100	2,700	
CUNY	Medgar Evers College	1,090% <span style="color: green;">■</span>	0	20	712	
CUNY	Queens College	261% <span style="color: green;">■</span>	0	100	3,359	
CUNY	York College	0% <span style="color: red;">■</span>	200	200	1,740	
DCA	American Museum of Na...	0% <span style="color: red;">■</span>	100	100	3,810	
DCA	Bronx Botanical Gardens	61% <span style="color: red;">■</span>	140	360	1,668	



**CLICK FOR DETAILED INFORMATION ON**

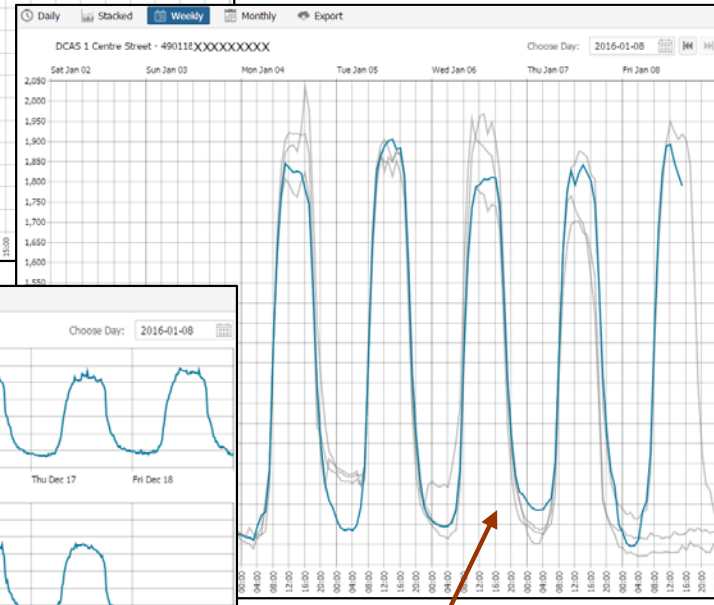
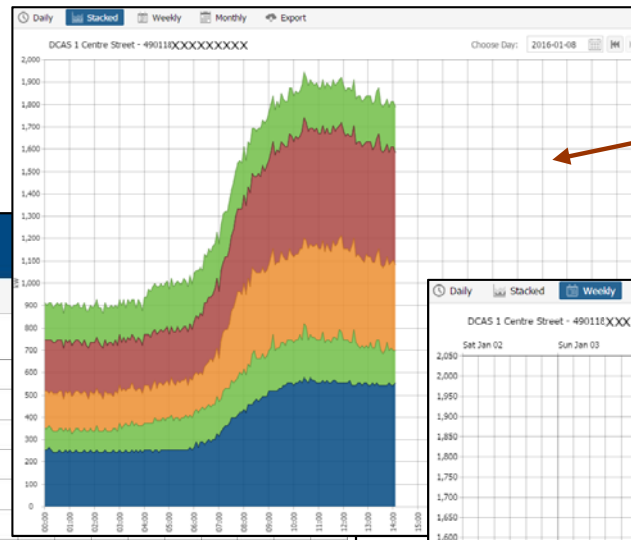
- PAST EVENT PERFORMANCES
- SITE SPECIFIC EVENT PROTOCOLS

**COLOR CODED PERFORMANCE AND SHORTFALL INDICATOR**

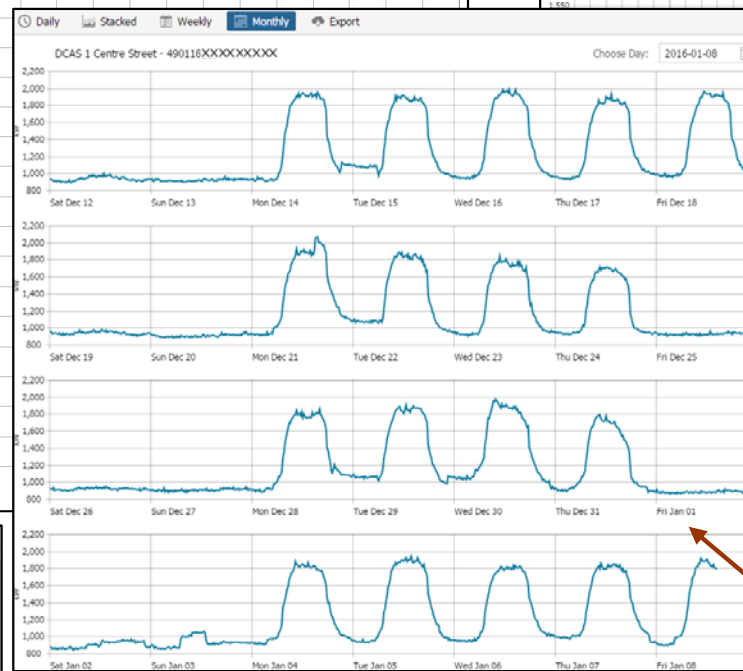
# REAL-TIME METERING

- MONITOR FACILITY, ACCOUNT AND METER LEVEL KW LOAD PROFILES IN NEAR REAL-TIME. DIAL BACK TO PRIOR DATES FOR PROFILE HISTORY
- VIEW LOAD PROFILE CHARTS IN DAILY, WEEKLY OR MONTHLY FORMATS
- EXPORT HISTORICAL INTERVAL DATA TO EXCEL FOR ANALYSIS

**STACKED DAILY LOAD PROFILE CHART – VIEW CHART FOR SELECTED METER AGGREGATES**



**WEEKLY LOAD PROFILE CHART – VIEW ROLLING 1 WEEK CHART (BLUE LINE) AND TRAILING PRIOR 3 WEEK CHARTS (BACKGROUND GREY LINES) FOR SELECTED FACILITY, ACCOUNT(S) OR METER(S)**



**MONTHLY LOAD PROFILE CHART – VIEW ROLLING 4 WEEKS CHART FOR SELECTED FACILITY, ACCOUNT(S) OR METER(S)**

**ENERTRAC Real-Time Metering**

Meters (6)

- DCAS Full Access
  - CUNY
  - DCA
  - DCAS
    - DCAS 1 Centre Street
      - 490118XXXXXXXXXX
        - 775XXXX
        - 812XXXX
        - 812XXXX
        - 812XXXX
        - 812XXXX
        - 812XXXX
      - 490118XXXXXXXXXX
      - DCAS 111 Centre Street
      - DCAS 120-55 Queens Blvd - Queens ...
      - DCAS 215 E 161 St - Bronx Family &...
      - DCAS 266 E 161 St - Bronx County H...
      - DCAS 280 Broadway - Sun Building
      - DCAS 360 Adams Street - Brooklyn S...
      - DCAS 60 Lafayette Street - Manhatta...
      - DCAS 88-11 Sutphin Blvd - Queens S...
      - DCAS 89-17 Sutphin Blvd - Queens C...
      - DCAS Brooklyn Municipal Building
      - DCAS City Hall
      - DCAS Tweed
    - DEP
    - DOC
    - DOE
    - DOT

**PORTFOLIO TREE - SELECT FACILITY, ACCOUNT(S) OR METER(S) TO DISPLAY ANY CHART**



**DAILY LOAD PROFILE CHART – VIEW CHART FOR SELECTED FACILITY, ACCOUNT(S) OR METER(S)**

Period Start: December 2015, Period End: January 2016

Sampling Period: 15 Minutes

Dec 08 2015 - Jan 08 2016 @ 15 Minutes

Download

Interval End	DCAS 1 Centre Street - 490118XXXXXXXXXX (kW)	DCAS 1 Centre Street - 490118XXXXXXXXXX (kW)	DCAS 1 Centre Street - 775XXXX(kW)
2015-12-08 00:00	1,044	1,044	216
2015-12-08 00:15	1,048	1,048	220
2015-12-08 00:30	1,044	1,044	252
2015-12-08 00:45	1,040	1,040	282
2015-12-08 01:00	1,040	1,040	228
2015-12-08 01:15	1,056	1,056	238
2015-12-08 01:30	1,052	1,052	224
2015-12-08 01:45	1,036	1,036	228
2015-12-08 02:00	1,032	1,032	228
2015-12-08 02:15	1,040	1,040	224
2015-12-08 02:30	1,032	1,032	228
2015-12-08 02:45	1,036	1,036	228
2015-12-08 03:00	1,020	1,020	282

**INTERVAL DATA EXPORT – SPECIFY FACILITY/ACCOUNT(S)/METER(S), 'TO' AND 'FROM' DATES AND DESIRED INTERVAL (SAMPLING PERIOD)**