



BILL DE BLASIO  
MAYOR

CIVILIAN COMPLAINT REVIEW BOARD  
100 CHURCH STREET 10th FLOOR  
NEW YORK, NEW YORK 10007 ♦ TELEPHONE (212) 912-7235  
[www.nyc.gov/ccrb](http://www.nyc.gov/ccrb)



FREDERICK DAVIE  
CHAIR

**Executive Director's Monthly Report**  
**August 2021**  
**(Statistics for July 2021)**

## Contents

Executive Summary	2
Glossary	3
Complaints Received	4
CCRB Cases Received By Borough and Precinct	5
Allegations Received	7
CCRB Docket	10
Body Worn Camera Footage Requests	12
Closed Cases	13
Resolving Cases	13
Dispositions / Case Abstracts	14
Dispositions - Full Investigations	16
Dispositions - All CCRB Cases	17
Dispositions - Allegations	18
Substantiation Rates	21
Substantiation Rates and Video	22
Board Discipline Recommendations for Substantiated Complaints	23
Board Discipline Recommendations for Substantiated Allegations	25
Truncations	27
Complaints by PSA	28
Mediation Unit	30
Administrative Prosecution Unit	32
NYPD Discipline	33
Appendix	38

## Executive Summary

The Civilian Complaint Review Board (“CCRB”) is an independent municipal Agency that investigates complaints of NYPD misconduct. Every month, the CCRB prepares an Executive Director report for its public meeting. Data for July 2021 included the following highlights:

- 1) Of the cases in the CCRB active investigations docket, 38% have been open for 4 months or fewer, and 52% have been open for 7 months or fewer (page 10). In July, the CCRB opened 244 new cases (page 4), and currently has a total open docket of 3,318 cases (page 11).
- 2) The CCRB substantiated allegations in 81% of its fully investigated cases (page 16).
- 3) The CCRB fully investigated 7% of the cases it closed in July (page 13) and resolved (fully investigated, mediated or attempted mediation) 30% of the cases it closed (page 17). The Agency's truncation rate was 53% (page 13). This is primarily driven by uncooperative complainants/alleged victims, or witnesses.
- 4) For July, investigations using video evidence resulted in substantiated allegations in 86% of cases - compared to 50% of cases in which video was not available (page 21-22).
- 5) The Monthly Report includes a breakdown of complaints and substantiations by NYPD precinct and borough of occurrence (pages 5-6, 25-26).
- 6) In July the Police Commissioner finalized 4 decision(s) against police officers in Administrative Prosecution Unit (APU) cases; 2 were guilty verdicts won by the APU (page 32). The CCRB's APU prosecutes the most serious allegations of misconduct. The APU conducted 13 trials against members of the NYPD year-to-date; no trials were conducted against respondent officers in July.

Finally, the Monthly Report contains a Table of Contents, Glossary, and Appendix, all meant to assist readers in navigating this report. The CCRB is committed to producing monthly reports that are valuable to the public, and welcomes feedback on how to make its data more accessible.

# Glossary

In this glossary we have included a list of terms that regularly appear in our reports.

**Allegation:** An allegation is a specific act of misconduct. The same “complaint” can have multiple allegations – excessive force and discourteous language, for example. Each allegation is reviewed separately during an investigation.

**APU:** The Administrative Prosecution Unit is the division of the CCRB that has prosecuted “charges” cases since April 2013, after the signing of a 2012 Memorandum of Understanding between the CCRB and NYPD.

**Board Panel:** The “Board” of the CCRB has 13 members. Of the 13 members, five are chosen by the Mayor, five are chosen by the City Council, and three are chosen by the Police Commissioner. Following a completed investigation by the CCRB staff, three Board members, sitting as a Board Panel, will make a finding on whether misconduct occurred and will make a recommendation on what level of penalty should follow.

**Case/Complaint:** For the purposes of CCRB data, a “case” or “complaint” is defined as any incident within the Agency’s jurisdiction, brought to resolution by the CCRB. Cases/Complaints thus include truncations, fully investigated or ongoing cases, mediations, and completed investigations pending Board Panel review.

**Disposition:** The Board’s finding as to the outcome of a case (i.e. if misconduct occurred).

**FADO:** Under the City Charter, the CCRB has jurisdiction to investigate the following categories of police misconduct: Force, Abuse of Authority, Discourtesy, and Offensive Language, collectively known as “FADO”.

**Intake:** CCRB’s intake team initially handles complaints from the public. Intake takes complaints that come via live phone calls, voicemails, an online complaint form, or in-person.

**Investigation:** CCRB investigators gather evidence and interview witnesses to prepare reports on misconduct allegations. An investigation ends when a closing report is prepared detailing the evidence and legal analysis, and the case is given to the Board for disposition.

**Mediation:** A complainant may mediate his or her case with the subject officer, in lieu of an investigation, with the CCRB providing a neutral, third-party mediator.

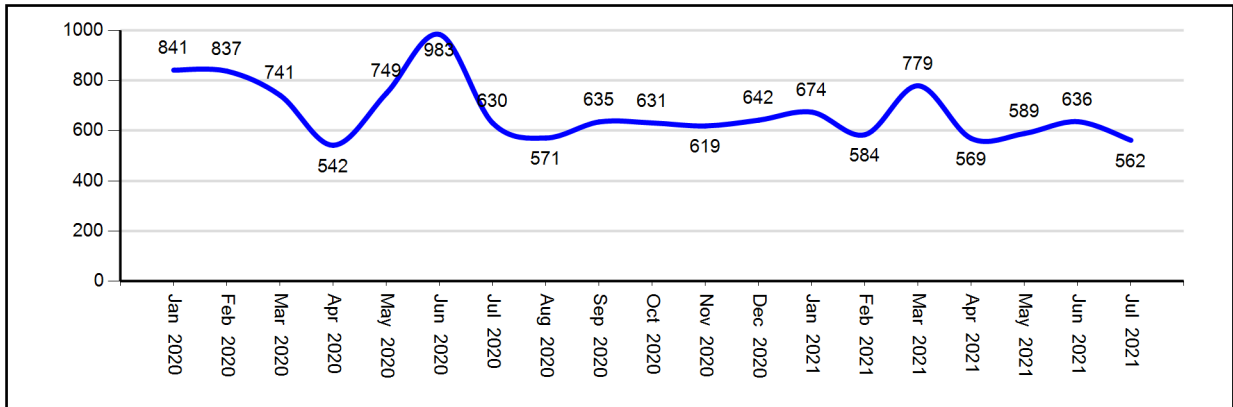
**Truncation:** When a complaint is withdrawn or there is no complainant/alleged victim available for an interview, the investigation is “truncated.”

**Closed Pending Litigation:** Sometimes when a complainant is involved in criminal or civil litigation, their attorney advises against making sworn statements until the conclusion of the court case. When a complainant declines to cooperate with an investigation on the advice of their attorney, the complaint disposition is "Closed Pending Litigation." Prior to January 2021, "Closed Pending Litigation" complaints were counted as truncations in CCRB reporting. In January 2021 the CCRB Board decided that "Closed Pending Litigation" complaints should no longer be counted as truncations.

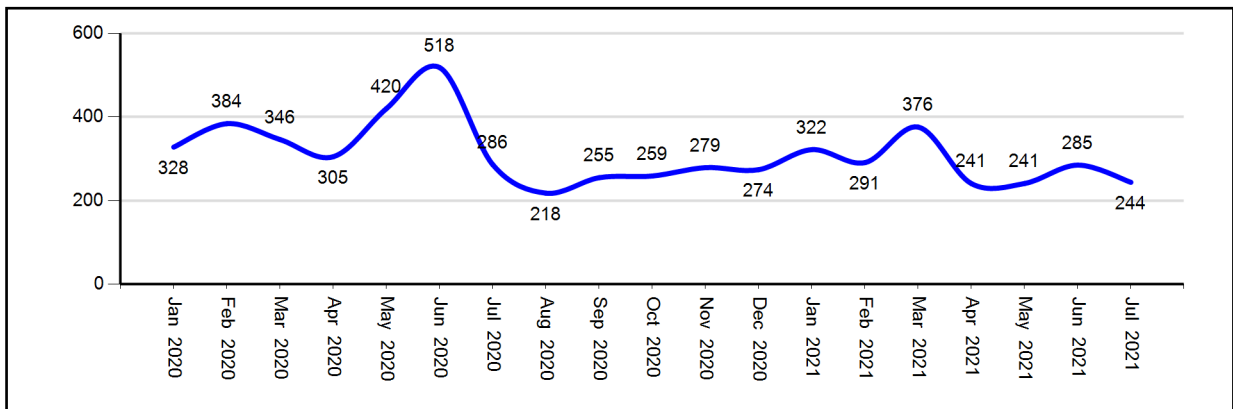
# Complaints Received

The CCRB’s Intake team processes misconduct complaints from the public and referrals from the NYPD. Under the New York City Charter, the CCRB’s jurisdiction is limited to allegations of misconduct related to Force, Abuse of Authority, Discourtesy and Offensive Language. All other complaints are referred to the appropriate agency. Figure 1 refers to all complaints that the CCRB receives and Figures 2 and 3 refer to new cases that remain with the Agency. In July 2021, the CCRB initiated 244 new complaints.

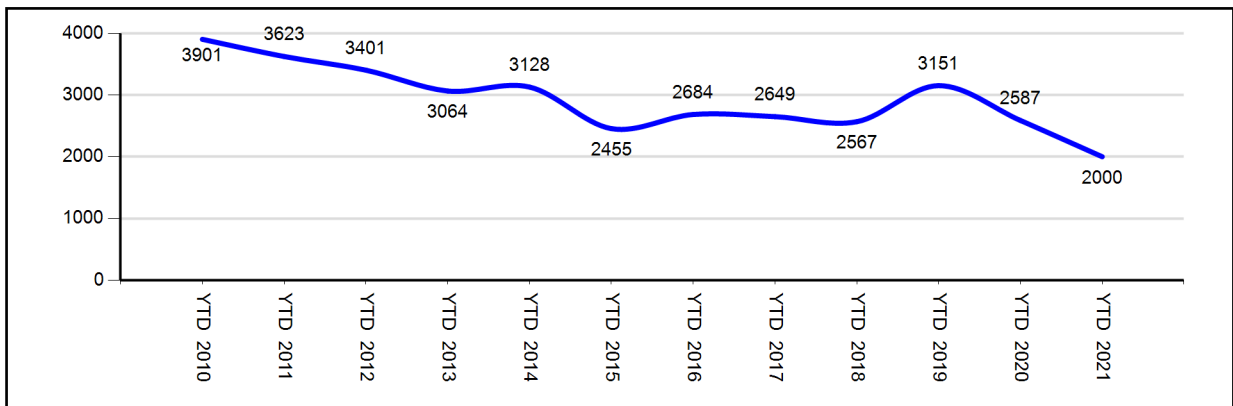
**Figure 1: Total Intake by Month (January 2020 - July 2021)**



**Figure 2: New CCRB Complaints by Month (January 2020 - July 2021)**



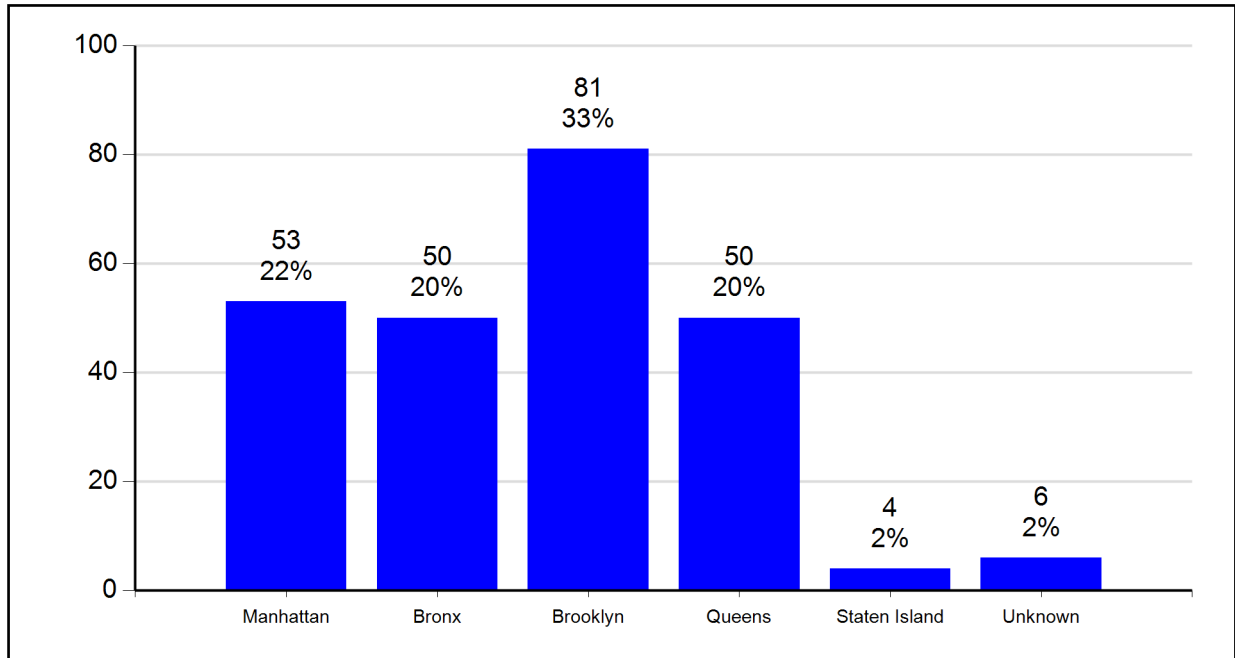
**Figure 3: New CCRB Complaints by Year (YTD 2010 - YTD 2021)**



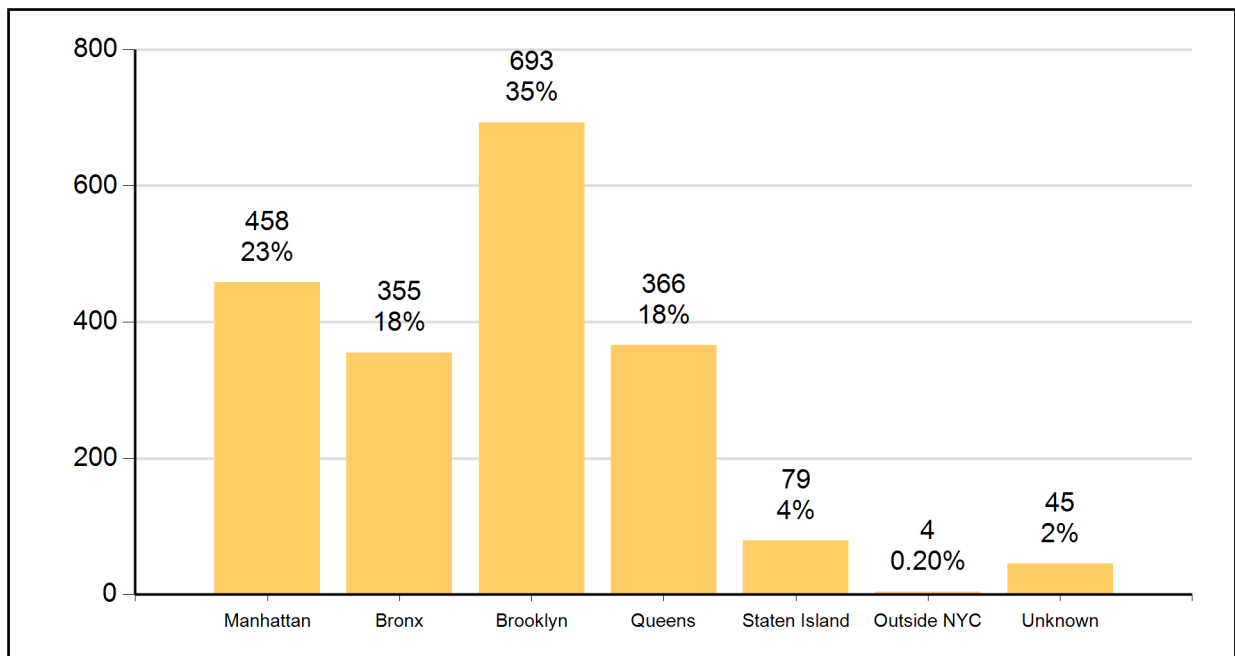
## CCRB Cases Received by Borough and Precinct

Of the five boroughs, the largest number of misconduct complaints stemmed from incidents occurring in Brooklyn, followed by Manhattan. The 42nd Precinct and 75th Precinct had the highest number at 11 incidents.

**Figure 4: CCRB Complaints Received By Borough of Occurrence (July 2021)**



**Figure 5: CCRB Complaints Received By Borough of Occurrence (YTD 2021)**



**Figure 6: CCRB Complaints Received By Precinct of Occurrence (July 2021)**

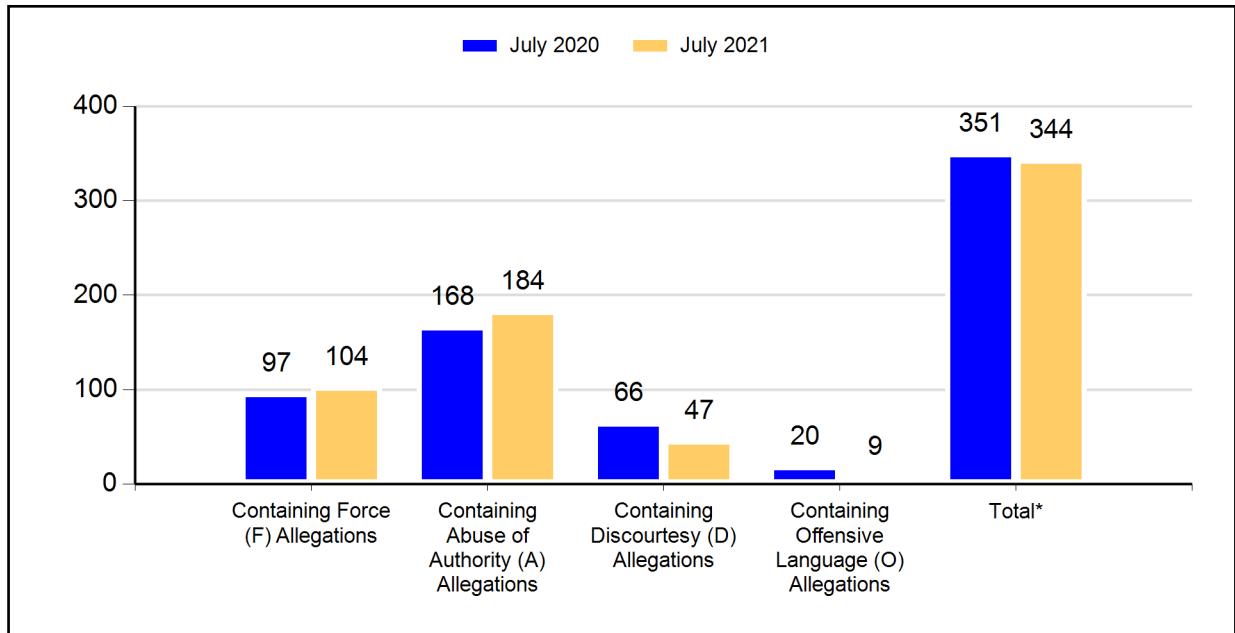
NYPD Precinct of Occurrence*	Number of Complaints	NYPD Precinct of Occurrence*	Number of Complaints
0	1	67	3
1	1	68	4
6	3	69	3
7	5	70	6
9	5	71	5
10	2	73	8
13	2	75	11
14	3	76	1
17	1	77	1
19	3	78	3
23	2	79	3
24	1	81	5
25	4	83	3
28	7	84	2
30	1	88	1
32	5	90	2
33	1	94	1
34	4	100	2
40	8	101	1
41	3	102	5
42	11	103	7
43	6	104	4
44	1	105	3
45	2	106	2
46	5	107	5
47	4	109	1
50	4	110	3
52	5	112	4
60	4	113	6
61	2	114	3
62	3	115	3
63	3	120	2
66	1	121	1
		122	1
		Unknown	16

\*These figures track where an incident occurred, not necessarily the Command of the officer. Please review Figures 65A-65Q for Command Level data for cases closed in 2021.

# Allegations Received

As described in the previous section, the CCRB has jurisdiction over four categories of NYPD misconduct. In comparing July 2020 to July 2021, the number of complaints containing an allegation of Force is up, Abuse of Authority complaints are up, Discourtesy are down and Offensive Language are down. Figures for the year-to-date comparison show that in 2021, complaints containing an allegation of Force are down, Abuse of Authority are down, Discourtesy are down and Offensive Language are down.

**Figure 7: CCRB Complaints Received By Type of Allegation (July 2020 vs. July 2021)**



\*This is the total of distinct FADO allegation types in complaints received.

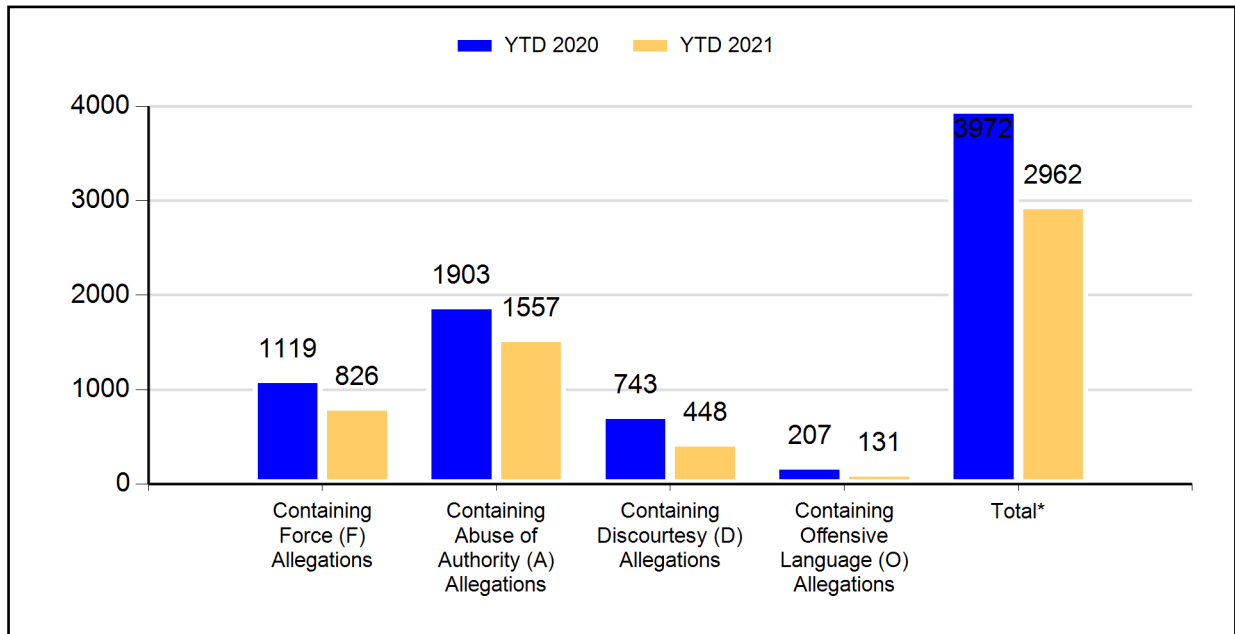
**Figure 8: CCRB Complaints Received By Type of Allegation (% of Complaints)**

	July 2020		July 2021		Change	% Change
	Count	% of Total Complaints	Count	% of Total Complaints		
Force (F)	97	34%	104	43%	7	7%
Abuse of Authority (A)	168	59%	184	75%	16	10%
Discourtesy (D)	66	23%	47	19%	-19	-29%
Offensive Language (O)	20	7%	9	4%	-11	-55%
Total FADO Allegations	351		344		-7	-2%
Total Complaints	286		244		-42	-15%

Note: the number of allegations in recently received complaints typically grows somewhat as the complaints are investigated.



**Figure 9: CCRB Complaints Received By Type of Allegation (YTD 2020 vs. YTD 2021)**



\*This is the total of distinct FADO allegation types in complaints received.

**Figure 10: CCRB Complaints Received By Type of Allegation YTD (% of Complaints)**

	YTD 2020		YTD 2021		Change	% Change
	Count	% of Total Complaints	Count	% of Total Complaints		
Force (F)	1119	43%	826	41%	-293	-26%
Abuse of Authority (A)	1903	74%	1557	78%	-346	-18%
Discourtesy (D)	743	29%	448	22%	-295	-40%
Offensive Language (O)	207	8%	131	7%	-76	-37%
Total FADO Allegations	3972		2962		-1010	-25%
Total Complaints	2587		2000		-587	-23%

Note: the number of allegations in recently received complaints typically grows somewhat as the complaints are investigated.

**Figure 11: Total Allegations (% of Total Allegations)**

	July 2020		July 2021		Change	% Change
	Count	% of Total Allegations	Count	% of Total Allegations		
Force (F)	281	29%	225	28%	-56	-20%
Abuse of Authority (A)	553	58%	512	63%	-41	-7%
Discourtesy (D)	98	10%	61	8%	-37	-38%
Offensive Language (O)	23	2%	10	1%	-13	-57%
Total Allegations	955		808		-147	-15%
Total Complaints	286		244		-42	-15%

**Figure 12: Total Allegations YTD (% of Total Allegations)**

	YTD 2020		YTD 2021		Change	% Change
	Count	% of Total Allegations	Count	% of Total Allegations		
Force (F)	3181	27%	1895	25%	-1286	-40%
Abuse of Authority (A)	6998	60%	5036	65%	-1962	-28%
Discourtesy (D)	1208	10%	630	8%	-578	-48%
Offensive Language (O)	280	2%	164	2%	-116	-41%
Total Allegations	11667		7725		-3942	-34%
Total Complaints	2587		2000		-587	-23%

The number of allegations in recently received complaints typically grows as the complaints are investigated.

# CCRB Docket

As of the end of July 2021, 38% of active CCRB cases are fewer than five months old, and 52% active cases have been open for fewer than eight months.

**Figure 13: Age of Active Cases Based on Received Date (July 2021)**

Case Age Group	Count	% of Total
Cases 0-4 Months	1162	37.9%
Cases 5-7 Months	434	14.1%
Cases 8-11 Months	422	13.8%
Cases 12-18 Months*	860	28.0%
Cases Over 18 Months**	191	6.2%
<b>Total</b>	<b>3069</b>	<b>100%</b>

\*12-18 Months: 22 cases that were reopened; 7 cases that were on DA Hold.

\*\*Over18 Months: 15 cases that were reopened; 3 cases that were on DA Hold.

**Figure 14: Age of Active Cases Based on Incident Date (July 2021)**

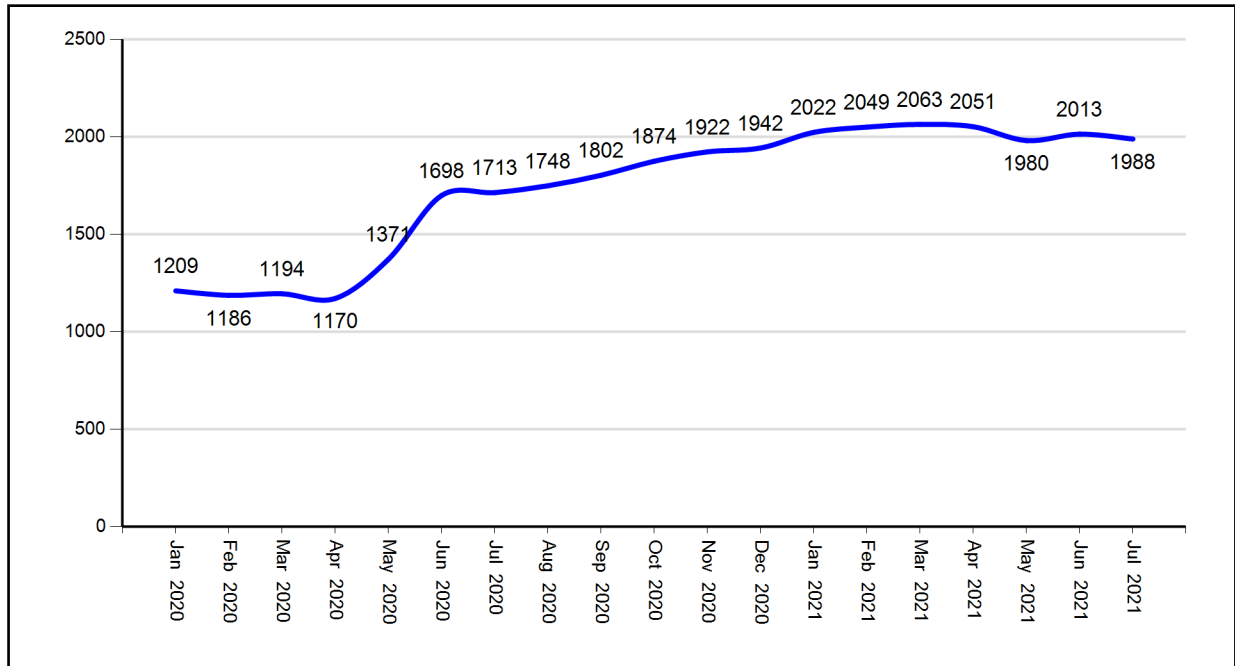
	Count	% of Total
Cases 0-4 Months	993	32.4%
Cases 5-7 Months	454	14.8%
Cases 8-11 Months	440	14.3%
Cases 12-18 Months*	923	30.1%
Cases Over 18 Months**	259	8.4%
<b>Total</b>	<b>3069</b>	<b>100%</b>

\*12-18 Months: 23 cases that were reopened; 7 cases that were on DA Hold.

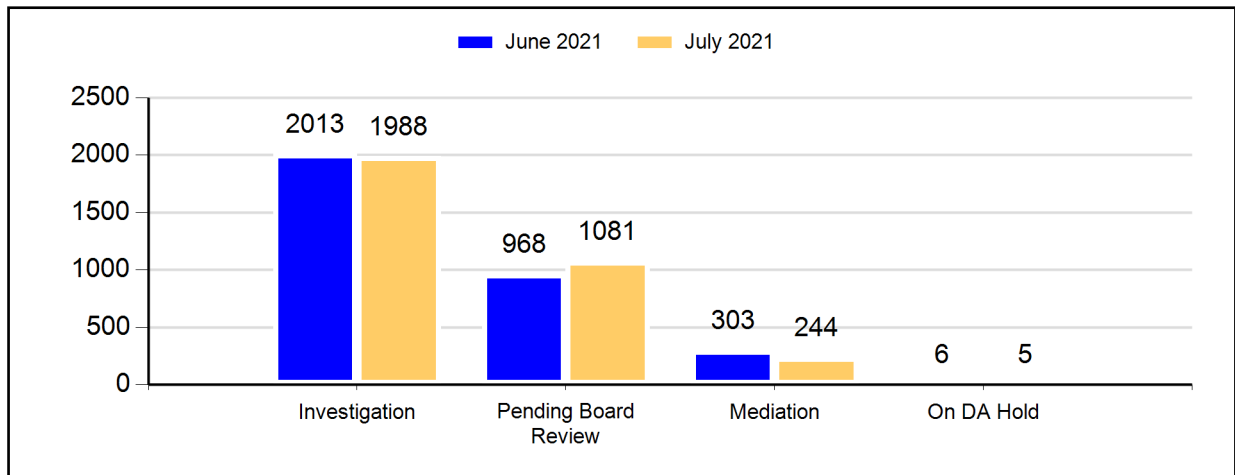
\*\*Over18 Months: 18 cases that were reopened; 3 cases that were on DA Hold.

*An active case is here defined as an investigation; cases in mediation are excluded.*

**Figure 15: Number of Active Investigations (January 2020 - July 2021)**



**Figure 16: Open Docket Analysis**



**Figure 17: Open Docket Analysis with % Change**

	June 2021		July 2021		Change	% Change
	Count	% of Total	Count	% of Total		
Investigations	2013	61%	1988	60%	-25	-1%
Pending Board Review	968	29%	1081	33%	113	12%
Mediation	303	9%	244	7%	-59	-19%
On DA Hold	6	0%	5	0%	-1	-17%
<b>Total</b>	<b>3290</b>		<b>3318</b>		<b>28</b>	<b>1%</b>

# Body Worn Camera Footage Requests

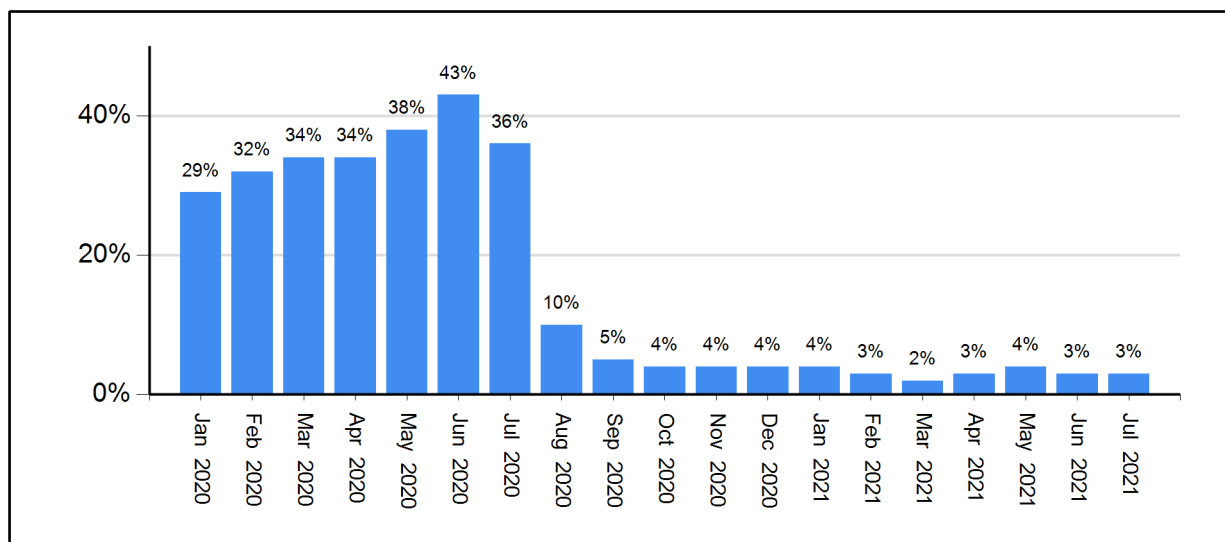
Since the widespread roll out of body worn cameras in 2018, the collection of footage from these cameras has become an integral part of CCRB investigations.

The timeliness of the response to BWC footage requests has a direct impact on the length of time it takes to complete an investigation. The longer it takes to fulfill BWC requests, the longer CCRB investigations remain on the open docket.

**Figure 18: Pending Requests for BWC Footage**

Days Pending	BWC Requests	% of Total
00 <= Days < 30	92	74.8%
30 <= Days < 60	2	1.6%
60 <= Days < 90	3	2.4%
90 <= Days	26	21.1%
<b>Total</b>	<b>123</b>	<b>100%</b>

**Figure 19: Percentage of Open Investigations Docket with Pending BWC Requests (January 2020 - July 2021)**

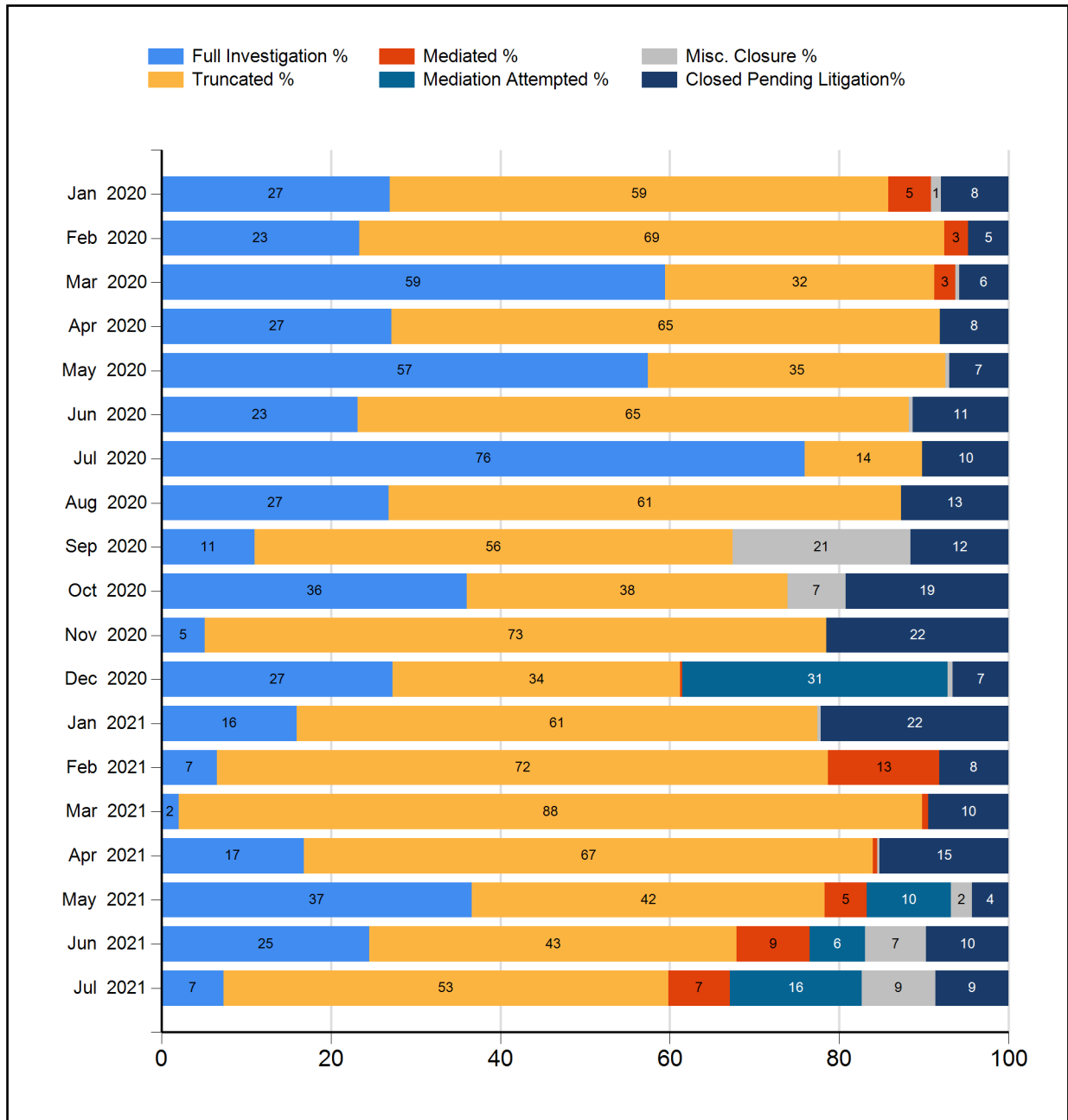


# Closed Cases

## Resolving Cases

In July 2021, the CCRB fully investigated 7% of the cases it closed, and resolved (fully investigated, mediated or mediation attempted) 30% of the cases it closed.

Figure 20: Case Resolutions (January 2020 - July 2021) (%)



## Dispositions

Cases fully investigated by the CCRB generally receive one of five outcomes:

- If the alleged misconduct is found to have occurred, based on the preponderance of the evidence, the allegation is **substantiated**.
- If there is not enough evidence to determine whether or not the alleged misconduct occurred, the allegation is **unsubstantiated**.
- If the preponderance of the evidence suggests that the event or alleged act did not occur, the allegation is **unfounded**.
- If the event did occur, but was not improper by a preponderance of evidence, the allegation is **exonerated**.
- If the CCRB was unable to identify any of the officers accused of misconduct, the case is closed as **officer unidentified**.

Additionally, a case might be **mediated**, with the subject officer and complainant discussing the incident in the presence of a neutral third-party moderator, or closed as **mediation attempted**, the designation for a case in which both the officer and the civilian agree to mediate, but the civilian fails to appear twice for the scheduled mediation session or fails to respond to attempts to schedule a mediation session. Finally, a case that cannot be fully investigated due to complainant/alleged victim unavailability or lack of cooperation is **truncated**.

## Case Abstracts

The following case abstracts are taken from complaints closed this month and serve as examples of what the different CCRB dispositions mean in practice:

### 1. Substantiated

An individual was at home when two officers knocked on her door very early in the morning. The individual was naked except for being wrapped in a blanket. The officers told her that they had come with the individual's ex-boyfriend in assist her ex-boyfriend to remove his belongings from the home. The individual told the officers that she was informed by the court system that her ex-boyfriend would need a court order to remove his items from the home. The officers told the individual to let them and her ex-boyfriend into the home. The individual said she would not let them in and moved to close her door. One of the officers crossed the threshold of the home and pushed the individual's arm, causing her to stumble backwards. The individual restated that she did not want them in her home and the same officer continued to push her into the home and into a bathroom. The other officer entered the home as well.

Patrol Guide Procedure 221-01 states that force may be used when it is reasonable to ensure the safety of a member of the service or a third person, or otherwise protect life, or when it is reasonable to place a person in custody or to prevent escape from custody. The courts have established that warrantless entries into private residences are presumed unconstitutional; the court held that absent exigent circumstances, a physically present co-occupant's stated refusal to permit entry renders a warrantless entry unreasonable and invalid despite a second present occupant's expressed consent.

The officer's actions were captured on BWC footage. The officers were captured standing outside the individual's door where the door was open less than halfway. It showed the individual attempting to close the door and an officer states "you're gonna make me force this door open." The officer is captured pushing the door open with his shoulder and forcing his way inside. The individual is captured screaming at the officer for him to leave and the officer is captured pushing the individual in her chest causing her to stumble backward. The officers are captured walking into the apartment and continuing to push the individual as she screams at them to get out. The investigation determined that the officers forced their

way into the individual's apartment, and she did not give consent verbally, or physically (by the degree by which her door was open) for the officers to enter. The investigation further determined that the force used by the officers to enter the apartment and then to push the individual several times while in her apartment also escalated the situation and was used to overcome the individual's repeated refusal to allow entry into her home. The Board substantiated the Use of Force and Abuse of Authority allegations.

## **2. Unsubstantiated**

An individual and two of his friends were inside his home when he heard a drill at his door. Approximately ten to fifteen officers entered the individual's apartment, announced that they were police and had a warrant. The individuals were handcuffed and led out to the hallway of the apartment. The officers then searched the apartment. The individual asked two of the officers for their names and one of them gave their first name. Two of the individuals asked to use the bathroom and an officer escorted them to the bathroom one at a time. The individuals stated that the officer did not uncuff them and pulled down their pants and observed as one of them relieved themselves in the shower and the other in the toilet. After using the restroom, one of the individual's stated that at the station house he asked for medical attention but could only recall one of the officer's names that he asked. The individual was charged with criminal possession of a weapon and criminal possession of drug paraphernalia. The other two individuals had similar charges.

Police records indicate that there was a presumptive knock warrant issued for the individual's home and the warrant authorized the entry and search of the individual's apartment. The officers stated that they knocked and when they received no answer, used a drill on the door of the apartment. None of the officers recalled the individual asking for the officers' names. The officer who escorted the individuals to the bathroom stated that the individuals were wearing basketball shorts that they were able to pull up and down by themselves – the officer denied pulling down anyone's pants. The officer also stated that the individuals were kept cuffed while they used the restroom for safety reasons - police documents do not specify protocols surrounding when to uncuff an individual who wants to use the toilet in their residence during a search of their home. None of the officers recall the individual at the station house asking for medical attention. The investigation was unable to reach a conclusive finding without an independent witness to the individual's statement that he asked for medical attention at the stationhouse. The Board unsubstantiated the Abuse of Authority and Discourteous allegations.

## **3. Unfounded**

The CCRB did not close any complaints as "Unfounded" in July 2021

## **4. Exonerated**

The CCRB did not close any complaints as "Exonerated" in July 2021

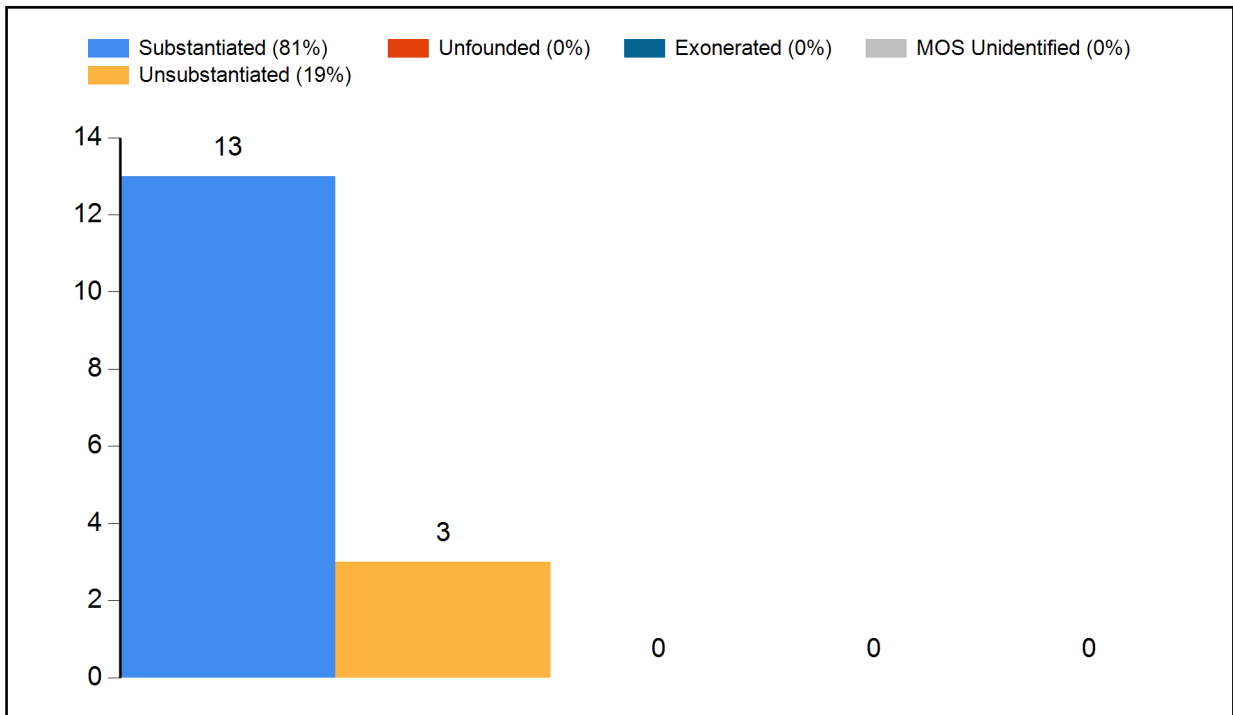
## **5. Officer Unidentified**

The CCRB did not close any complaints as "Officer Unidentified" in July 2021



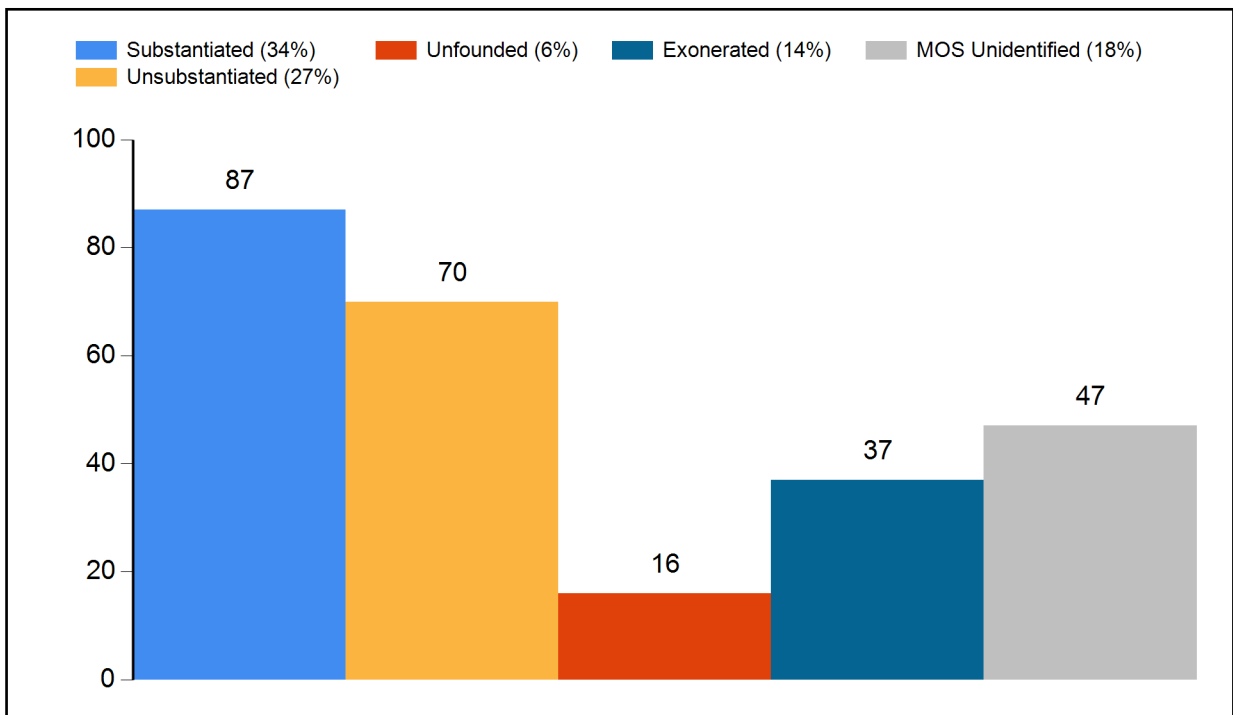
## Dispositions - Full Investigations

**Figure 21: Disposition Counts of Full Investigations (July 2021)**



Due to the reconsideration process, counts are subject to change.

**Figure 22: Disposition Counts of Full Investigations (YTD 2021)**



Due to the reconsideration process, counts are subject to change.

## Dispositions - All CCRB Cases

In addition to full investigations, CCRB cases can be closed through mediation and truncation. The following table lists all the CCRB case closures for the current month and year-to-date.

**Figure 23: Disposition of Cases (2020 vs 2021)**

	Jul 2020		Jul 2021		YTD 2020		YTD 2021	
	Count	% of Total	Count	% of Total	Count	% of Total	Count	% of Total
<b>Full Investigations</b>								
Substantiated	23	28%	13	81%	206	29%	87	34%
Exonerated	26	32%	0	0%	155	22%	37	14%
Unfounded	6	7%	0	0%	60	8%	16	6%
Unsubstantiated	15	18%	3	19%	225	32%	70	27%
MOS Unidentified	12	15%	0	0%	63	9%	47	18%
<b>Total - Full Investigations</b>	<b>82</b>		<b>16</b>		<b>709</b>		<b>257</b>	
<b>Mediation Closures</b>	Count	% of Total	Count	% of Total	Count	% of Total	Count	% of Total
Mediated	0	0%	16	32%	29	0%	59	46%
Mediation Attempted	0	0%	34	68%	0	0%	68	0%
<b>Total - ADR Closures</b>	<b>0</b>		<b>50</b>		<b>29</b>		<b>127</b>	
<b>Resolved Case Total</b>	<b>82</b>	<b>76%</b>	<b>66</b>	<b>30%</b>	<b>738</b>	<b>37%</b>	<b>384</b>	<b>25%</b>
<b>Truncations / Other Closures</b>	Count	% of Total	Count	% of Total	Count	% of Total	Count	% of Total
Complaint withdrawn	3	12%	29	19%	240	19%	237	21%
Complainant/Alleged Victim/Witness uncooperative	3	12%	50	33%	608	49%	372	33%
Complainant/Alleged Victim/Witness unavailable	9	35%	34	22%	210	17%	269	24%
Alleged Victim unidentified	0	0%	2	1%	17	1%	19	2%
Closed - Pending Litigation	11	42%	19	12%	169	13%	189	17%
Miscellaneous	0	0%	1	1%	6	0%	10	1%
Administrative closure*	0	0%	18	12%	3	0%	35	3%
<b>Total - Other Case Dispositions</b>	<b>26</b>		<b>153</b>		<b>1253</b>		<b>1131</b>	
<b>Total - Closed Cases</b>	<b>108</b>		<b>219</b>		<b>1991</b>		<b>1515</b>	

\*Administrative closure is a special category that deals with NYPD's Internal Affairs Bureau-referred cases or spin off cases with no complainant/alleged victim, and in which CCRB attempts to locate or identify a complainant/alleged victim has yielded no results.

## Dispositions - FADO Allegations

“Allegations” are different than “cases.” A case or complaint is based on an incident and may contain one or more allegations of police misconduct. The allegation substantiation rate is 36% for the month of July 2021, and the allegation substantiation rate is 23% year-to-date.

**Figure 24: Disposition of Allegations (2020 vs 2021)**

	Jul 2020		Jul 2021		YTD 2020		YTD 2021	
<b>Fully Investigated Allegations</b>	Count	%of Total	Count	%of Total	Count	%of Total	Count	%of Total
Substantiated	79	20%	70	36%	489	13%	291	23%
Unsubstantiated	87	22%	49	25%	1096	30%	320	25%
Unfounded	39	10%	10	5%	372	10%	76	6%
Exonerated	146	37%	53	27%	1279	35%	356	28%
MOS Unidentified	48	12%	15	8%	394	11%	227	18%
<b>Total - Full Investigations</b>	<b>399</b>		<b>197</b>		<b>3630</b>		<b>1270</b>	
<b>Mediation Closures</b>	Count	%of Total	Count	%of Total	Count	%of Total	Count	%of Total
Mediated	0	0%	42	25%	76	100%	146	41%
Mediation Attempted	0	0%	125	75%	0	0%	207	0%
<b>Total - ADR Closures</b>	<b>0</b>		<b>167</b>		<b>76</b>		<b>353</b>	
<b>Truncations / Other Closures</b>	Count	%of Total	Count	%of Total	Count	%of Total	Count	%of Total
Complaint withdrawn	9	10%	73	16%	688	19%	615	18%
Complainant/Alleged Victim/Witness uncooperative	10	11%	132	28%	1840	50%	1070	32%
Complainant/Alleged Victim/Witness unavailable	20	22%	89	19%	540	15%	727	21%
Alleged Victim unidentified	0	0%	15	3%	46	1%	62	2%
Closed - Pending Litigation	49	53%	102	22%	522	14%	757	22%
Miscellaneous	5	5%	4	1%	71	2%	63	2%
Administrative closure	0	0%	50	11%	7	0%	91	3%
<b>Total - Other Case Dispositions</b>	<b>93</b>		<b>465</b>		<b>3714</b>		<b>3385</b>	
<b>Total - Closed Allegations</b>	<b>492</b>		<b>829</b>		<b>7420</b>		<b>5009</b>	

**Figure 25: Disposition of Allegations By FADO Category (July 2021)**

	Substantiated	Unsubstantiated	Exonerated	Unfounded	Officers Unidentified	Total
Force	13 17%	15 20%	36 48%	3 4%	8 11%	75 100%
Abuse of Authority	26 39%	26 39%	10 15%	2 3%	3 4%	67 100%
Discourtesy	23 51%	6 13%	7 16%	5 11%	4 9%	45 100%
Offensive Language	5 71%	2 29%	0 0%	0 0%	0 0%	7 100%
Total	67 35%	49 25%	53 27%	10 5%	15 8%	194 100%

**Figure 26: Disposition of Allegations By FADO Category (YTD 2021)**

	Substantiated	Unsubstantiated	Exonerated	Unfounded	Officers Unidentified	Total
Force	69 16%	101 23%	130 29%	24 5%	121 27%	445 100%
Abuse of Authority	143 25%	148 26%	189 33%	34 6%	66 11%	580 100%
Discourtesy	56 29%	57 29%	36 18%	16 8%	31 16%	196 100%
Offensive Language	16 38%	14 33%	1 2%	2 5%	9 21%	42 100%
Total	284 22%	320 25%	356 28%	76 6%	227 18%	1263 100%

## Dispositions - Untruthful Statement Allegations

Following the 2019 passage of Ballot Question #2 and the subsequent City Charter Revision, CCRB’s jurisdiction was expanded to include untruthful material statements made by police officers. As a result, CCRB added a new “Untruthful Statement” category of allegations.

There are four specific allegations in the new “Untruthful Statement” category: 1) False official statement, 2) Misleading official statement, 3) Inaccurate official statement and 4) Impeding an investigation.

**Figure 27: Disposition of Untruthful Statement Allegations (July 2021)**

Untruthful Statement Allegation	Substantiated		Exonerated		Unsubstantiated		Unfounded		Administrative Closure		Other	
	Count	%	Count	%	Count	%	Count	%	Count	%	Count	%
False official statement	2	100%	0	0%	0	0%	0	0%	0	0%	0	0%
Misleading official statement	1	100%	0	0%	0	0%	0	0%	0	0%	0	0%
Inaccurate official statement	0	0.0%	0	0.0%	0	0.0%	0	0.0%	0	0.0%	0	0.0%
Impeding an investigation	0	0.0%	0	0.0%	0	0.0%	0	0.0%	0	0.0%	0	0.0%
<b>Total</b>	<b>3</b>	<b>100%</b>	<b>0</b>	<b>0%</b>	<b>0</b>	<b>0%</b>	<b>0</b>	<b>0%</b>	<b>0</b>	<b>0%</b>	<b>0</b>	<b>0%</b>

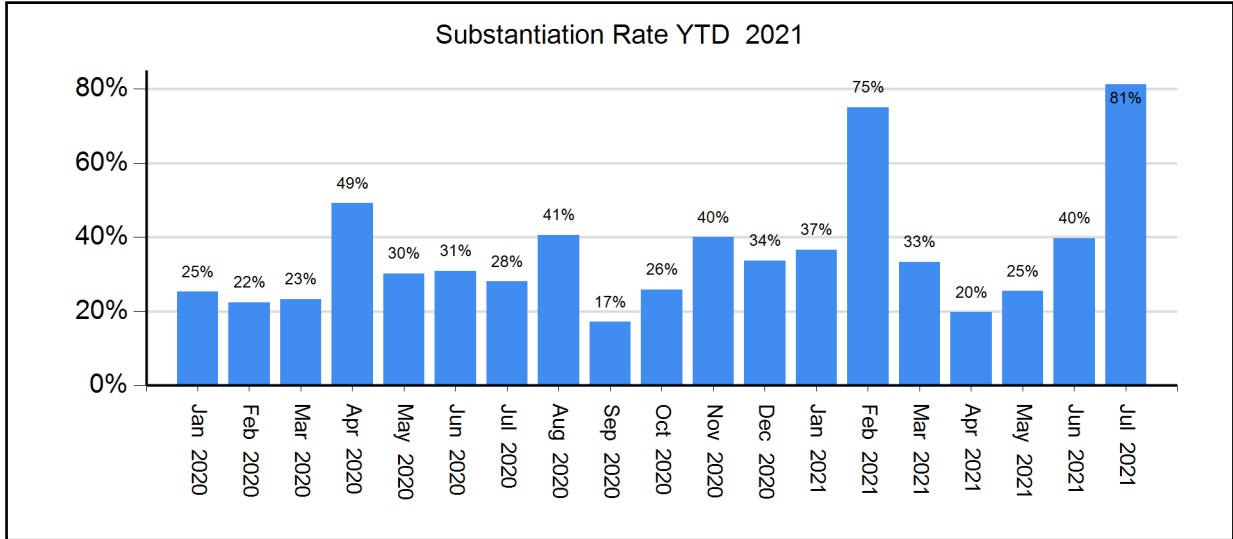
**Figure 28: Disposition of Untruthful Statement Allegations (YTD 2021)**

Untruthful Statement Allegation	Substantiated		Exonerated		Unsubstantiated		Unfounded		Administrative Closure		Other	
	Count	%	Count	%	Count	%	Count	%	Count	%	Count	%
False official statement	3	100%	0	0%	0	0%	0	0%	0	0%	0	0%
Misleading official statement	3	100%	0	0%	0	0%	0	0%	0	0%	0	0%
Inaccurate official statement	1	100%	0	0%	0	0%	0	0%	0	0%	0	0%
Impeding an investigation	0	0.0%	0	0.0%	0	0.0%	0	0.0%	0	0.0%	0	0.0%
<b>Total</b>	<b>7</b>	<b>100%</b>	<b>0</b>	<b>0%</b>	<b>0</b>	<b>0%</b>	<b>0</b>	<b>0%</b>	<b>0</b>	<b>0%</b>	<b>0</b>	<b>0%</b>

## Substantiation Rates

The July 2021 case substantiation rate was 81%.

**Figure 29: Percentage of Cases Substantiated (January 2020 - July 2021)**

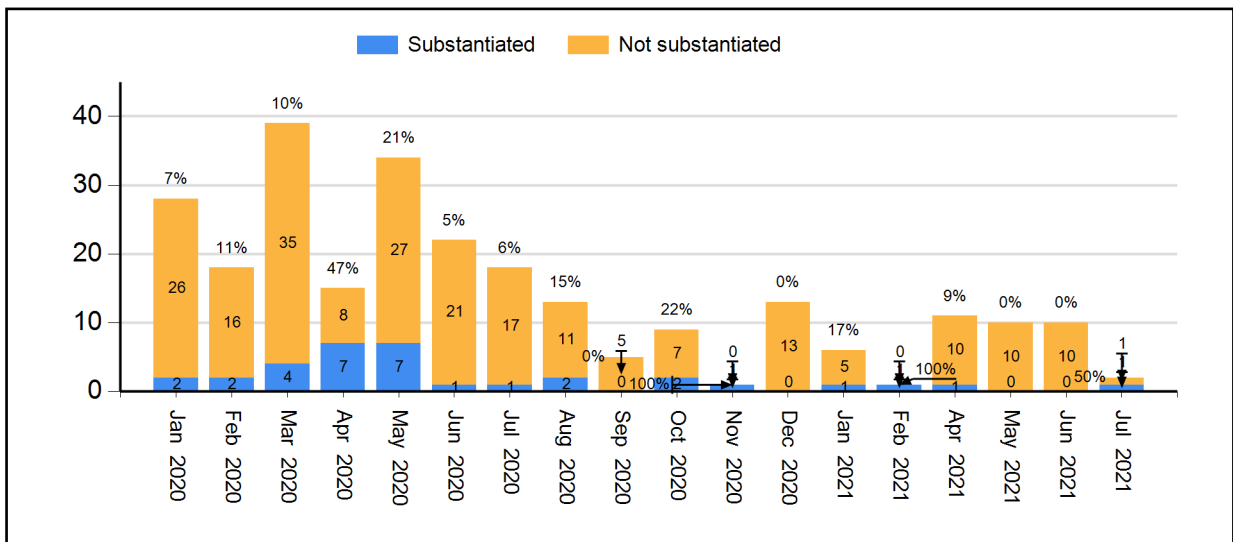


Due to the reconsideration process, counts are subject to change.

## Substantiation Rates and Video

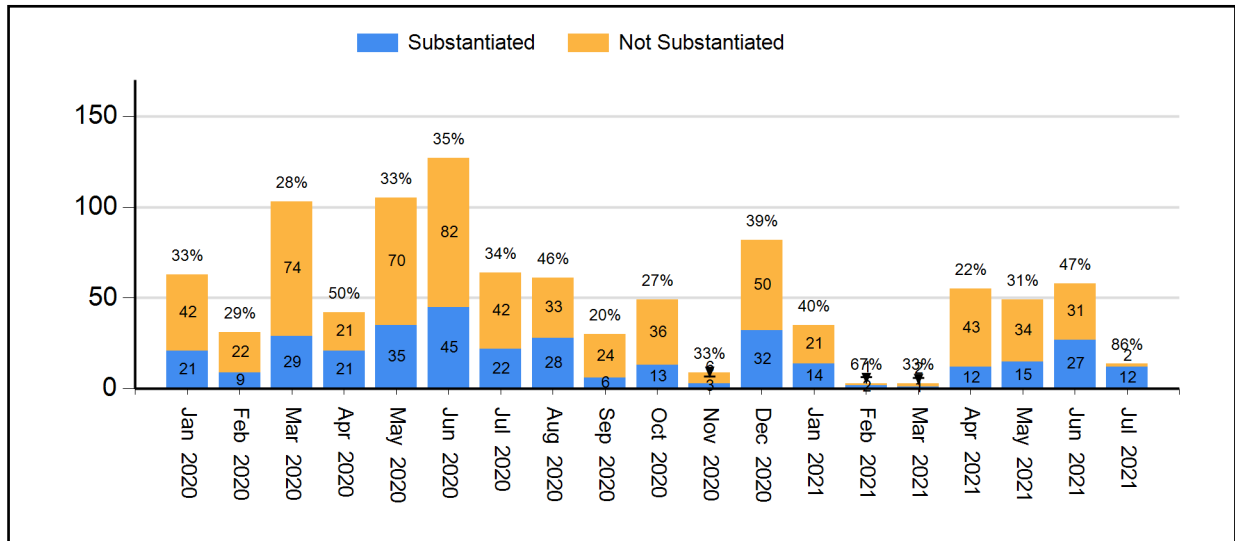
In general, investigations relying on video evidence from security cameras or personal devices result in much higher substantiation rates.

**Figure 30: Substantiation Rates for Full Investigations without Video (Jan 2021 - Jul 2021) (% substantiated shown)**



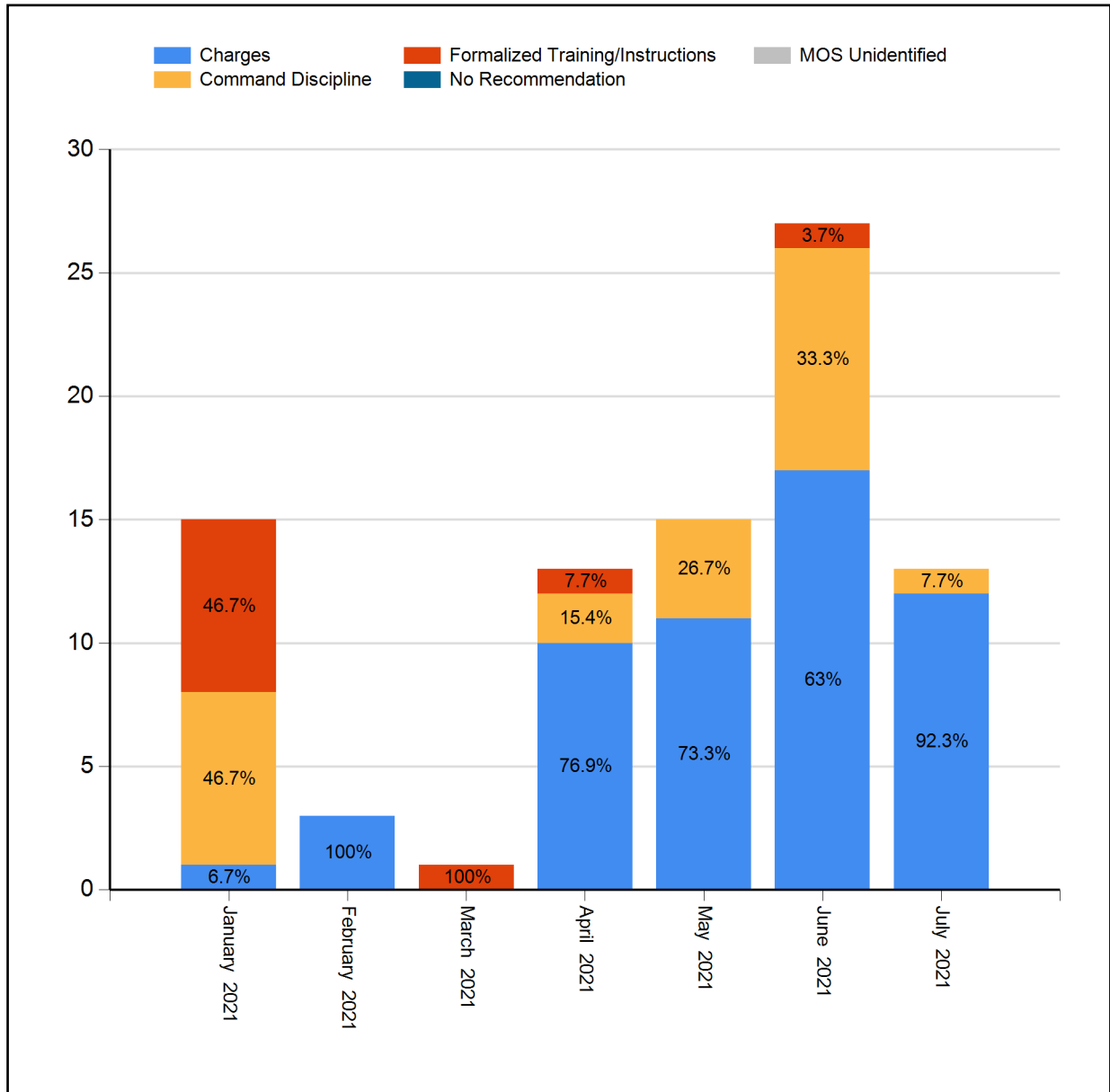
Due to the reconsideration process, counts are subject to change.

**Figure 31: Substantiation Rates for Full Investigations with Video (Jan 2021 - Jul 2021)**  
 (% substantiated shown)



Due to the reconsideration process, counts are subject to change.

**Figure 32: Disposition of Substantiated Complaints\* (2021)**



Due to the reconsideration process, counts are subject to change.

\* A substantiated complaint may contain a number of substantiated allegations with different dispositions. To determine the disposition associated with the complaint as a whole, the CCRB uses the most severe of the substantiated allegation dispositions. The order of severity is: 1) Charges 2) Command Discipline 3) Formalized Training 4) Instructions.



## Board Discipline Recommendations for Substantiated Officers

After a CCRB investigative team has completed its investigation, a panel of Board members determines whether to substantiate the allegation(s) and make a disciplinary recommendation against the officer(s).

- “Charges and Specifications” are the most severe form of discipline. A decision to assign Charges commences a process that may result in an administrative trial in the NYPD Trial Room. An officer may lose vacation days, be suspended, or be terminated if the officer is found guilty.
- “Command Discipline B” and "Command Discipline A" are recommended for misconduct that is moderately serious. An officer can lose up to ten vacation days as a result of Command Discipline B and up to five vacation days as a result of Command Discipline A.
- “Formalized Training” and “Instructions\*” are the least severe discipline, often recommended for officers who misunderstand a policy. This determination results in training at the Police Academy or NYPD Legal Bureau (Formalized Training) or training at the command level (Instructions\*).
- When the Board has recommended Instructions\*, Formalized Training or Command Discipline, the case is sent to the NYPD Commissioner to impose training and/or other penalties. Cases where the Board recommends charges are prosecuted by the CCRB’s Administrative Prosecution Unit.

**Figure 33: Board Discipline Recommendations for Officers with Substantiated Allegations\*\*  
(Jul 2020, Jul 2021, YTD 2020, YTD 2021)**

Disposition	July 2020		July 2021		YTD 2020		YTD 2021	
	Count	%	Count	%	Count	%	Count	%
Charges	2	5%	24	80%	28	9%	77	53%
Command Discipline B	8	20%	2	7%	33	11%	24	16%
Command Discipline A	13	32%	4	13%	56	18%	29	20%
Formalized Training	12	29%	0	0%	79	25%	10	7%
Instructions	6	15%	0	0%	117	37%	6	4%
<b>Total</b>	<b>41</b>		<b>30</b>		<b>313</b>		<b>146</b>	

Due to the reconsideration process, counts are subject to change.

\*With the adoption of the NYPD Disciplinary Matrix on 03/15/2021, the CCRB no longer issues Instructions as a Board Discipline Recommendation.

\*\* The Board issues a separate Board Discipline Recommendation for each officer in a complaint against whom an allegation is substantiated.

Prior to the CCRB's adoption of the NYPD's Disciplinary Matrix on 03/15/2021, the Board Discipline Recommendation for each officer was determined by the most severe disposition of the allegation(s) substantiated against the officer, with the order of severity as follows: 1. Charges 2. Command Discipline B 3. Command Discipline A 4. Formalized Training 5. Instructions.

Following the adoption of the NYPD Disciplinary Matrix on 03/15/2021, the Board Discipline Recommendation for each officer is determined by the sum of the Matrix penalty days associated with the allegation(s) substantiated against the officer as follows: 1. Charges (penalty days >= 11) 2. Command Discipline B (6 <= penalty days <= 10) 3. Command Discipline A (1 <= penalty days <= 5) 4. Formalized Training ( 0 < penalty days < 1)

**Figure 34: Substantiated Allegations By Borough and NYPD Precinct (July 2021)**

The figures in this table reflect all substantiated allegations for each MOS.

Board Disposition	FADO Category	Allegation	Precinct of Occurrence	Borough of Occurrence
Substantiated (Charges)	Abuse of Authority	Retaliatory arrest	1	Manhattan
Substantiated (Charges)	Abuse of Authority	Interference with recording	1	Manhattan
Substantiated (Charges)	Abuse of Authority	Interference with recording	1	Manhattan
Substantiated (Charges)	Abuse of Authority	Interference with recording	1	Manhattan
Substantiated (Charges)	Abuse of Authority	Interference with recording	1	Manhattan
Substantiated (Charges)	Abuse of Authority	Interference with recording	1	Manhattan
Substantiated (Charges)	Discourtesy	Word	1	Manhattan
Substantiated (Charges)	Discourtesy	Word	1	Manhattan
Substantiated (Charges)	Discourtesy	Word	1	Manhattan
Substantiated (Charges)	Discourtesy	Word	1	Manhattan
Substantiated (Charges)	Force	Physical force	1	Manhattan
Substantiated (Charges)	Abuse of Authority	Refusal to obtain medical treatment	23	Manhattan
Substantiated (Charges)	Abuse of Authority	Refusal to obtain medical treatment	23	Manhattan
Substantiated (Charges)	Abuse of Authority	Threat of force (verbal or physical)	32	Manhattan
Substantiated (Charges)	Abuse of Authority	Retaliatory arrest	32	Manhattan
Substantiated (Charges)	Force	Physical force	32	Manhattan
Substantiated (Charges)	Force	Physical force	32	Manhattan
Substantiated (Charges)	Force	Physical force	32	Manhattan
Substantiated (Charges)	Abuse of Authority	Entry of Premises	41	Bronx
Substantiated (Charges)	Abuse of Authority	Entry of Premises	41	Bronx
Substantiated (Charges)	Abuse of Authority	Other	41	Bronx
Substantiated (Charges)	Abuse of Authority	Other	41	Bronx
Substantiated (Charges)	Abuse of Authority	Frisk	41	Bronx
Substantiated (Charges)	Abuse of Authority	Failure to provide RTKA card	41	Bronx
Substantiated (Charges)	Abuse of Authority	Failure to provide RTKA card	41	Bronx
Substantiated (Charges)	Force	Physical force	41	Bronx
Substantiated (Charges)	Discourtesy	Word	44	Bronx
Substantiated (Charges)	Discourtesy	Word	44	Bronx
Substantiated (Charges)	Discourtesy	Word	44	Bronx
Substantiated (Charges)	Discourtesy	Word	44	Bronx
Substantiated (Charges)	Discourtesy	Action	44	Bronx
Substantiated (Charges)	Force	Physical force	44	Bronx
Substantiated (Charges)	Force	Nonlethal restraining device	44	Bronx
Substantiated (Charges)	Offensive Language	Sexual orientation	44	Bronx
Substantiated (Charges)	Abuse of Authority	Retaliatory arrest	46	Bronx
Substantiated (Charges)	Abuse of Authority	Stop	46	Bronx
Substantiated (Charges)	Force	Physical force	46	Bronx
Substantiated (Charges)	Untruthful Statement	False official statement	46	Bronx
Substantiated (Charges)	Discourtesy	Word	52	Bronx
Substantiated (Charges)	Discourtesy	Word	52	Bronx
Substantiated (Charges)	Discourtesy	Word	52	Bronx
Substantiated (Charges)	Discourtesy	Word	52	Bronx
Substantiated (Charges)	Discourtesy	Word	52	Bronx
Substantiated (Charges)	Force	Other blunt instrument as a club	52	Bronx
Substantiated (Charges)	Offensive Language	Gender	52	Bronx
Substantiated (Charges)	Offensive Language	Gender	52	Bronx
Substantiated (Charges)	Offensive Language	Gender	52	Bronx
Substantiated (Charges)	Untruthful Statement	Misleading official statement	52	Bronx

<b>Board Disposition</b>	<b>FADO Category</b>	<b>Allegation</b>	<b>Precinct of Occurrence</b>	<b>Borough of Occurrence</b>
Substantiated (Charges)	Abuse of Authority	Other	67	Brooklyn
Substantiated (Charges)	Abuse of Authority	Stop	67	Brooklyn
Substantiated (Charges)	Discourtesy	Word	67	Brooklyn
Substantiated (Charges)	Force	Nightstick as club (incl asp & baton)	67	Brooklyn
Substantiated (Charges)	Untruthful Statement	False official statement	67	Brooklyn
Substantiated (Charges)	Abuse of Authority	Strip-searched	75	Brooklyn
Substantiated (Charges)	Abuse of Authority	Stop	75	Brooklyn
Substantiated (Charges)	Abuse of Authority	Stop	75	Brooklyn
Substantiated (Charges)	Discourtesy	Word	75	Brooklyn
Substantiated (Charges)	Discourtesy	Word	75	Brooklyn
Substantiated (Charges)	Discourtesy	Word	75	Brooklyn
Substantiated (Charges)	Force	Chokehold	75	Brooklyn
Substantiated (Charges)	Force	Physical force	75	Brooklyn
Substantiated (Charges)	Force	Restricted Breathing	75	Brooklyn
Substantiated (Command Discipline A)	Discourtesy	Word	81	Brooklyn
Substantiated (Charges)	Abuse of Authority	Threat re: removal to hospital	84	Brooklyn
Substantiated (Charges)	Abuse of Authority	Threat re: removal to hospital	84	Brooklyn
Substantiated (Charges)	Discourtesy	Word	84	Brooklyn
Substantiated (Charges)	Discourtesy	Word	84	Brooklyn
Substantiated (Charges)	Discourtesy	Word	84	Brooklyn
Substantiated (Charges)	Discourtesy	Word	84	Brooklyn
Substantiated (Charges)	Offensive Language	Other	84	Brooklyn

## Truncations

A “truncation” is a case that is not fully investigated, either because the complainant/alleged victim withdraws the complaint; is uncooperative with the investigation; is not available for the investigative team to interview; or is never identified. The CCRB constantly seeks to lower the number of truncations.

**Figure 35: Truncated Allegations (July 2021)**

	Withdrawn	Uncooperative	Unavailable	Civilian Unidentified	Total
Untruthful Statement	0	0	0	0	0
Force	17	43	33	5	98
Abuse of Authority	43	75	48	5	171
Discourtesy	10	11	3	5	29
Offensive Language	3	3	5	0	11
<b>Total</b>	<b>73</b>	<b>132</b>	<b>89</b>	<b>15</b>	<b>309</b>

**Figure 36: Truncated CCRB Complaints (July 2021)**

	Withdrawn	Uncooperative	Unavailable	Civilian Unidentified	Total
<b>Total</b>	<b>29</b>	<b>50</b>	<b>34</b>	<b>2</b>	<b>115</b>

**Figure 37: Truncated Allegations (YTD 2021)**

	Withdrawn	Uncooperative	Unavailable	Civilian Unidentified	Total
Untruthful Statement	0	0	0	0	0
Force	119	268	252	27	666
Abuse of Authority	417	691	396	27	1531
Discourtesy	69	86	49	8	212
Offensive Language	10	25	30	0	65
<b>Total</b>	<b>615</b>	<b>1070</b>	<b>727</b>	<b>62</b>	<b>2474</b>

**Figure 38: Truncated CCRB Complaints (YTD 2021)**

	Withdrawn	Uncooperative	Unavailable	Civilian Unidentified	Total
<b>Total</b>	<b>237</b>	<b>372</b>	<b>269</b>	<b>19</b>	<b>897</b>

## Complaints Against Officers Assigned to Police Service Areas

The Police Service Areas (PSA) are commands that police New York City Housing Developments throughout the five boroughs. PSA complaints are defined as complaints that contain at least one FADO allegation against an officer assigned to a PSA command.

**Figure 39: PSA Complaints Closed as % of Total Complaints Closed**

	Jul 2020	Jul 2021	YTD 2020	YTD 2021
PSA Complaints	4	12	104	65
Total Complaints	108	219	1991	1515
PSA Complaints as % of Total	3.7%	5.5%	5.2%	4.3%

A single PSA complaint may contain allegations against multiple officers assigned to multiple PSA commands. The following table breaks out the different PSAs and shows the number of officers assigned to each PSA against whom FADO allegations have been made.

**Figure 40: Closed Complaints Against Officers Assigned to a PSA**

	Jul 2020	Jul 2021	YTD 2020	YTD 2021
PSA 1	0	2	13	12
PSA 2	0	4	27	26
PSA 3	3	1	28	5
PSA 4	1	1	17	4
PSA 5	0	2	19	12
PSA 6	0	2	18	3
PSA 7	2	4	61	34
PSA 8	0	0	13	16
PSA 9	0	1	10	4
Total	6	17	206	116

Complaints typically contain more than one allegation. The following table shows the allegations made against officers assigned to PSA commands broken out by FADO type.

**Figure 41: Closed Allegations Against Officers Assigned to a PSA by FADO Type**

	Jul 2020		Jul 2021		YTD 2020		YTD 2021	
	Count	% of Total	Count	% of Total	Count	% of Total	Count	% of Total
Force (F)	2	25%	6	25%	85	31%	59	41%
Abuse of Authority (A)	5	63%	12	50%	142	53%	69	48%
Discourtesy (D)	1	13%	4	17%	34	13%	13	9%
Offensive Language (O)	0	0%	2	8%	9	3%	4	3%
Total	8	101%	24	100%	270	100%	145	101%

## Dispositions of Officers Assigned to PSAs

The following tables show the Board disposition of officers assigned to a PSA with a FADO allegation made against them.

**Figure 42: Disposition of PSA Officers (2020 vs 2021)**

Full Investigations	Jul 2020		Jul 2021		YTD 2020		YTD 2021	
	Count	%of Total	Count	%of Total	Count	%of Total	Count	%of Total
Substantiated	0	0%	0	0%	18	20%	3	30%
Exonerated	3	60%	0	0%	32	35%	6	60%
Unfounded	1	20%	0	0%	14	15%	0	0%
Unsubstantiated	1	20%	0	0%	25	27%	1	10%
MOS Unidentified	0	0%	0	0%	3	3%	0	0%
<b>Total - Full Investigations</b>	<b>5</b>		<b>0</b>		<b>92</b>		<b>10</b>	
Mediation Closures	Count	%of Total	Count	%of Total	Count	%of Total	Count	%of Total
Mediated	0	0%	1	17%	2	100%	2	29%
Mediation Attempted	0	0%	5	83%	0	0%	5	71%
<b>Total - ADR Closures</b>	<b>0</b>		<b>6</b>		<b>2</b>		<b>7</b>	
<b>Resolved Case Total</b>	<b>5</b>	<b>83%</b>	<b>6</b>	<b>35%</b>	<b>94</b>	<b>45%</b>	<b>17</b>	<b>15%</b>
Truncations / Other Closures	Count	%of Total	Count	%of Total	Count	%of Total	Count	%of Total
Complaint withdrawn	0	0%	0	0%	21	19%	9	9%
Complainant/Alleged Victim/Witness uncooperative	0	0%	2	18%	62	55%	30	30%
Complainant/Alleged Victim/Witness unavailable	1	100%	8	73%	19	17%	43	43%
Alleged Victim unidentified	0	0%	0	0%	0	0%	0	0%
Closed - Pending Litigation	0	0%	0	0%	11	10%	14	14%
Miscellaneous	0	0%	0	0%	0	0%	2	2%
Administrative closure*	0	0%	1	9%	0	0%	1	1%
<b>Total - Other Case Dispositions</b>	<b>1</b>		<b>11</b>		<b>113</b>		<b>99</b>	
<b>Total - Closed Cases</b>	<b>6</b>		<b>17</b>		<b>207</b>		<b>116</b>	

\*Administrative closure is a special category that deals with NYPD's Internal Affairs Bureau-referred cases or spin off cases with no complainant/alleged victim, and in which CCRB attempts to locate or identify a complainant/alleged victim has yielded no results.

# Mediation Unit

Whenever mediation between a complainant/alleged victim and subject officer is suitable, it is offered by CCRB investigators. If the complainant/alleged victim and subject officer both agree to participate, a neutral, third-party mediator facilitates a conversation between the parties. “Mediation Attempted” refers to a situation in which an officer agrees to mediate and the complainant becomes unavailable (after the complainant initially agreed to mediation). The chart below indicates the number of mediations and attempted mediations in July and this year.

**Figure 43: Mediated Complaints Closed**

	July 2021			YTD 2021		
	Mediated	Mediation Attempted	Total	Mediated	Mediation Attempted	Total
Mediated Complaints	16	34	50	59	68	127

**Figure 44: Mediated FADO Allegations Closed**

	July 2021			YTD 2021		
	Mediated	Mediation Attempted	Total	Mediated	Mediation Attempted	Total
Force	1	10	11	9	18	27
Abuse of Authority	37	93	130	104	157	261
Discourtesy	4	19	23	25	26	51
Offensive Language	0	3	3	8	6	14
Untruthful Statement	0	0	0	0	0	0
Total	42	125	167	146	207	353

**Figure 45: Mediated Complaints By Borough (July 2021)**

	Mediations
	0
Bronx	4
Brooklyn	6
Manhattan	4
Queens	2
Staten Island	0

**Figure 46: Mediated Allegations By Borough (July 2021)**

	Mediations
	0
Bronx	9
Brooklyn	16
Manhattan	13
Queens	4
Staten Island	0

**Figure 47: Mediated Complaints By Precinct  
(Jul 2021 - YTD 2021)**

Precinct	Jul 2021	YTD 2021	Precinct	Jul 2021	YTD 2021
5	0	1	61	0	1
9	0	1	62	0	1
10	0	2	63	1	1
14	2	3	68	1	2
17	0	1	70	0	2
18	0	3	71	1	2
19	0	1	72	0	1
25	1	2	73	1	2
28	1	1	75	0	1
34	0	1	77	1	2
41	0	2	79	0	3
42	0	1	81	0	2
44	1	2	84	1	2
45	0	1	90	0	1
47	1	1	102	0	3
48	1	2	103	0	1
50	1	1	104	0	1
52	0	2	105	0	1
			115	2	2

**Figure 48: Mediated Allegations By Precinct  
(Jul 2021 - YTD 2021)**

Precinct	Jul 2021	YTD 2021	Precinct	Jul 2021	YTD 2021
5	0	3	61	0	1
9	0	7	62	0	1
10	0	2	63	2	2
14	7	9	68	2	3
17	0	5	70	0	3
18	0	7	71	2	5
19	0	4	72	0	4
25	2	3	73	1	2
28	4	4	75	0	1
34	0	1	77	7	14
41	0	10	79	0	6
42	0	3	81	0	7
44	2	4	84	2	4
45	0	1	90	0	1
47	1	1	102	0	7
48	4	5	103	0	2
50	2	2	104	0	2
52	0	4	105	0	2
			115	4	4



# Administrative Prosecution Unit

The CCRB’s Administrative Prosecution Unit (APU) prosecutes police misconduct cases when the Board has recommended charges, in the NYPD Trial Room. The APU is also able to offer pleas to officers who admit guilt rather than going to trial. Following a plea agreement or the conclusion of a disciplinary trial, cases are sent to the Police Commissioner for final penalties.

**Figure 49: Administrative Prosecution Unit Case Closures**

Disposition Category	Prosecution Disposition	Jul 2021	YTD 2021
Disciplinary Action	Not guilty after trial but Discipline Imposed	0	0
	Guilty after trial	2	8
	Trial verdict dismissed by PC, Comm. Disc. A imposed	0	0
	Trial verdict dismissed by PC, Comm. Disc. B imposed	0	0
	Trial verdict dismissed by PC, Formalized Training imposed	0	0
	Trial verdict dismissed by PC, Instructions imposed	0	0
	Trial verdict reversed by PC, Final verdict Guilty	0	0
	Resolved by plea	0	0
	Plea set aside, Comm. Disc. B	0	0
	Plea set aside, Comm. Disc. A	0	0
	Plea set aside, Formalized Training	0	0
	Plea set aside, Instructions	0	0
	*Retained, with discipline	0	0
	<b>Disciplinary Action Total</b>		<b>2</b>
No Disciplinary Action	Not guilty after trial	2	3
	Trial verdict reversed by PC, Final verdict Not Guilty	0	0
	Plea set aside, Without discipline	0	0
	**Retained, without discipline	0	1
	Dismissed by APU	0	0
	SOL Expired in APU	0	0
	<b>No Disciplinary Action Total</b>		<b>2</b>
Not Adjudicated	Charges not served	0	0
	Deceased	0	0
	Other	0	0
	***Previously adjudicated, with discipline	0	2
	***Previously adjudicated, without discipline	0	0
	†Reconsidered by CCRB Board	0	0
	Retired	2	2
	SOL Expired prior to APU	0	0
	<b>Not Adjudicated Total</b>		<b>2</b>
	<b>Total Closures</b>	<b>6</b>	<b>16</b>

\*Retained cases are those in which the Department kept jurisdiction pursuant to Section 2 of the April 2, 2012 Memorandum of Understanding between the NYPD and the CCRB.

\*\* When the Department keeps jurisdiction pursuant to Section 2 and does not impose any discipline on the officer, it is the equivalent of a category referred to as "Department Unable to Prosecute" (DUP). Cases are referred to as DUP when the department decides that it will not discipline an officer against whom the Board recommended discipline other than charges.

\*\*\* In some cases, the Department conducts its own investigation and prosecution prior to the completion of the CCRB's investigation. In those cases, the APU does not conduct a second prosecution.

† Under the Board's reconsideration process, an officer who has charges recommended as the penalty for a substantiated allegation may have the recommended penalty changed to something other than charges or have the disposition changed to something other than substantiated. In those cases, the APU ceases its prosecution.

# NYPD Discipline

Under the New York City Charter, the Police Commissioner makes the final decision regarding discipline and the outcome of disciplinary trials.

The first chart reflects NYPD-imposed discipline for cases brought by the APU (Charges).

The chart on the following page reflects cases referred to the Police Commissioner where the Board recommended Command Discipline, Formalized Training or Instructions.

**Figure 50: NYPD Discipline Imposed for Adjudicated APU Cases**

Discipline*	July 2021	YTD 2021
Terminated	0	0
Suspension for or loss of vacation time of 31 or more days and/or Dismissal Probation	0	0
Suspension for or loss of vacation time of 21 to 30 days	0	0
Suspension for or loss of vacation time of 11 to 20 days	0	1
Suspension for or loss of vacation time of 1 to 10 days	3	8
Command Discipline B	0	0
Command Discipline A	0	0
Formalized Training**	0	0
Instructions***	0	0
Warned & Admonished/Reprimanded	0	0
<b>Disciplinary Action† Total</b>	<b>3</b>	<b>9</b>
No Disciplinary Action†	1	3
<b>Adjudicated Total</b>	<b>4</b>	<b>12</b>
<b>Discipline Rate</b>	<b>75%</b>	<b>75%</b>
Not Adjudicated† Total	2	4
<b>Total Closures</b>	<b>6</b>	<b>16</b>

\*Where more than one penalty is imposed on a respondent, it is reported under the more severe penalty.

\*\* Formalized training is conducted by the Police Academy, the NYPD Legal Bureau, or other NYPD Unit.

\*\*\* Instructions are conducted at the command level.

† The case closure types that define the "Disciplinary Action", "No Disciplinary Action" and "Not Adjudicated" categories are listed in Figure 43 on the previous page.

**Figure 51: NYPD Discipline Imposed for Non-APU Cases**

<b>Disposition</b>	<b>Disposition Type*</b>	July 2021	YTD 2021
Disciplinary Action	Terminated	0	0
	Suspension for or loss of vacation time of 31 or more days and/or Dismissal Probation	0	0
	Suspension for or loss of vacation time of 21 to 30 days	0	1
	Suspension for or loss of vacation time of 11 to 20 days	0	0
	Suspension for or loss of vacation time of 1 to 10 days	5	11
	Command Discipline B	0	10
	Command Discipline A	4	35
	Formalized Training**	7	45
	Instructions***	1	39
	Warned & admonished/Reprimanded	0	0
	<b>Total</b>		<b>17</b>
No Disciplinary Action	Filed ††	1	5
	SOL Expired	0	1
	Department Unable to Prosecute†††	4	4
	No Finding ††††	0	9
	<b>Total</b>	<b>5</b>	<b>19</b>
	<b>Discipline Rate</b>	<b>77%</b>	<b>88%</b>
	<b>DUP Rate</b>	<b>18%</b>	<b>3%</b>

\*Where the respondent is found guilty of charges, and the penalty imposed would fall into more than one of the above listed categories, it is reported under the more severe penalty.

\*\* Formalized training is conducted by the Police Academy, the NYPD Legal Bureau, or other NYPD Unit.

\*\*\* Instructions are conducted at the command level.

† Trial outcomes in non-APU cases typically involve MOS who turned down command discipline, prompting the police department to proceed with charges.

†† "Filed" is a term used when the police department is not required to take action against the subject officer because the officer has resigned or retired from the department, or has been terminated.

††† When the department decides that it will not discipline an officer against whom the Board recommended discipline other than charges, those cases are referred to as "Department Unable to Prosecute," or DUP.

†††† "No Finding" refers to cases which the department reports as "Administratively Closed."

**Figure 52: NYPD Discipline Imposed for Allegations - Non-APU Cases (July 2021)**

Board Disposition	FADO Type	Allegation	Precinct	Borough	NYPD Discipline
Substantiated (Command Discipline A)	F	Physical force	28	Manhattan	No Discipline
Substantiated (Command Discipline A)	A	Threat of arrest	28	Manhattan	No Discipline
Substantiated (Command Discipline B)	A	Threat of arrest	28	Manhattan	No Discipline
Substantiated (Command Discipline B)	D	Action	28	Manhattan	No Discipline
Substantiated (Command Discipline A)	D	Action	28	Manhattan	No Discipline
Substantiated (Formalized Training)	A	Forcible Removal to Hospital	28	Manhattan	No Discipline
Substantiated (Command Discipline B)	A	Frisk	34	Manhattan	Forfeit vacation
Substantiated (Command Discipline B)	A	Search (of person)	34	Manhattan	Forfeit vacation
Substantiated (Command Discipline B)	A	Failure to provide RTKA card	34	Manhattan	Forfeit vacation
Substantiated (Formalized Training)	A	Failure to provide RTKA card	34	Manhattan	Formalized Training
Substantiated (Command Discipline A)	A	Refusal to show search warrant	43	Bronx	Command Discipline A
Substantiated (Command Discipline A)	A	Refusal to show search warrant	43	Bronx	Command Discipline A
Substantiated (Command Discipline B)	F	Physical force	44	Bronx	No Discipline
Substantiated (Command Discipline B)	A	Refusal to process civilian complaint	44	Bronx	Forfeit vacation
Substantiated (Command Discipline A)	D	Word	44	Bronx	Forfeit vacation
Substantiated (Command Discipline A)	D	Word	44	Bronx	Forfeit vacation
Substantiated (Command Discipline A)	D	Word	44	Bronx	No Discipline
Substantiated (Command Discipline A)	D	Word	44	Bronx	No Discipline
Substantiated (Command Discipline A)	D	Action	44	Bronx	Forfeit vacation
Substantiated (Command Lvl Instructions)	A	Photography/Videography	75	Brooklyn	Formalized Training
Substantiated (Command Discipline A)	F	Hit against inanimate object	77	Brooklyn	Command Discipline A
Substantiated (Formalized Training)	A	Refusal to process civilian complaint	77	Brooklyn	Formalized Training
Substantiated (Command Lvl Instructions)	A	Refusal to provide shield number	77	Brooklyn	Formalized Training
Substantiated (Command Discipline A)	A	Refusal to process civilian complaint	79	Brooklyn	Formalized Training
Substantiated (Command Discipline A)	A	Threat of arrest	81	Brooklyn	Command Discipline A
Substantiated (Command Discipline A)	A	Property damaged	81	Brooklyn	Command Discipline A
Substantiated (Command Discipline A)	A	Other	81	Brooklyn	Command Discipline A
Substantiated (Command Discipline A)	A	Other	81	Brooklyn	Command Discipline A
Substantiated (Command Discipline A)	D	Word	81	Brooklyn	Command Discipline A
Substantiated (Command Discipline A)	D	Action	81	Brooklyn	Command Discipline A
Substantiated (Command Discipline A)	A	Failure to provide RTKA card	81	Brooklyn	Command Discipline A

<b>Board Disposition</b>	<b>FADO Type</b>	<b>Allegation</b>	<b>Precinct</b>	<b>Borough</b>	<b>NYPD Discipline</b>
Substantiated (Command Lvl Instructions)	A	Failure to provide RTKA card	81	Brooklyn	Instructions
Substantiated (Command Discipline A)	A	Failure to provide RTKA card	81	Brooklyn	Command Discipline A
Substantiated (Command Discipline B)	A	Frisk	94	Brooklyn	Formalized Training
Substantiated (Command Discipline B)	A	Search (of person)	94	Brooklyn	Formalized Training
Substantiated (Formalized Training)	A	Failure to provide RTKA card	94	Brooklyn	Formalized Training
Substantiated (Command Discipline A)	A	Refusal to provide name	121	Staten Island	Forfeit vacation
Substantiated (Command Discipline A)	A	Refusal to provide shield number	121	Staten Island	Forfeit vacation

**Figure 53: NYPD Discipline Imposed for Allegations - APU Adjudicated Cases (July 2021)**

<b>Board Disposition</b>	<b>FADO Type</b>	<b>Allegation</b>	<b>Precinct</b>	<b>Borough</b>	<b>NYPD Discipline</b>
Substantiated (Charges)	F	Physical force	28	Manhattan	Forfeit vacation 10 day(s)
Substantiated (Charges)	A	Vehicle search	40	Bronx	Forfeit vacation 2 day(s)
Substantiated (Charges)	A	Retaliatory summons	40	Bronx	Forfeit vacation 2 day(s)
Substantiated (Charges)	F	Physical force	49	Bronx	Suspension
Substantiated (Charges)	A	Threat of summons	49	Bronx	No Discipline ( Not guilty after trial)
Substantiated (Charges)	D	Word	49	Bronx	Suspension
Substantiated (Charges)	D	Word	49	Bronx	No Discipline ( Not guilty after trial)
Substantiated (Charges)	A	Stop	49	Bronx	No Discipline ( Not guilty after trial)

# Appendix

Over the years, the CCRB has made many types of data publicly available. In reorganizing the Monthly Report, we do not intend to remove any valuable information from the public domain. However, the Agency believes that some information is essential to place in the main body of the Monthly Report, while more granular charts and figures are better suited to the Appendix. We welcome you to contact the CCRB at [www.nyc.gov](http://www.nyc.gov) or 212-912-7235 if you are having difficulty finding information on CCRB data that was formerly available.

**Figure 54: CCRB Open Docket - Age of CCRB Cases Based On Incident Date**

	July 2021		June 2021		Change	% Change
	Count	% of Total	Count	% of Total		
Cases 0-4 Months	1006	30.4%	1055	32.1%	-49	-4.6%
Cases 5-7 Months	500	15.1%	472	14.4%	28	5.9%
Cases 8 Months	130	3.9%	146	4.4%	-16	-11.0%
Cases 9 Months	144	4.3%	122	3.7%	22	18.0%
Cases 10 Months	122	3.7%	109	3.3%	13	11.9%
Cases 11 Months	103	3.1%	82	2.5%	21	25.6%
Cases 12 Months	82	2.5%	199	6.1%	-117	-58.8%
Cases 13 Months	192	5.8%	240	7.3%	-48	-20.0%
Cases 14 Months	234	7.1%	167	5.1%	67	40.1%
Cases 15 Months	164	5.0%	155	4.7%	9	5.8%
Cases 16 Months	144	4.3%	129	3.9%	15	11.6%
Cases 17 Months	119	3.6%	104	3.2%	15	14.4%
Cases 18 Months	97	2.9%	58	1.8%	39	67.2%
Cases Over 18 Months	276	8.3%	246	7.5%	30	12.2%
NA	0	0.0%	0	0.0%	0	NA
<b>Total</b>	<b>3313</b>	<b>100.0%</b>	<b>3284</b>	<b>100.0%</b>	<b>29</b>	<b>0.9%</b>

**Figure 55: CCRB Open Docket - Age of CCRB Cases Based On CCRB Received Date**

	July 2021		June 2021		Change	% Change
	Count	% of Total	Count	% of Total		
Cases 0-4 Months	1177	35.5%	1225	37.3%	-48	-3.9%
Cases 5-7 Months	483	14.6%	452	13.8%	31	6.9%
Cases 8 Months	127	3.8%	132	4.0%	-5	-3.8%
Cases 9 Months	130	3.9%	129	3.9%	1	0.8%
Cases 10 Months	126	3.8%	103	3.1%	23	22.3%
Cases 11 Months	97	2.9%	102	3.1%	-5	-4.9%
Cases 12 Months	99	3.0%	216	6.6%	-117	-54.2%
Cases 13 Months	211	6.4%	201	6.1%	10	5.0%
Cases 14 Months	192	5.8%	145	4.4%	47	32.4%
Cases 15 Months	140	4.2%	147	4.5%	-7	-4.8%
Cases 16 Months	138	4.2%	128	3.9%	10	7.8%
Cases 17 Months	118	3.6%	81	2.5%	37	45.7%
Cases 18 Months	74	2.2%	55	1.7%	19	34.5%
Cases Over 18 Months	201	6.1%	168	5.1%	33	19.6%
NA	0	0.0%	0	0.0%	0	NA
<b>Total</b>	<b>3313</b>	<b>100.0%</b>	<b>3284</b>	<b>100.0%</b>	<b>29</b>	<b>0.9%</b>



**Figure 56: CCRB Investigations Docket - Age of CCRB Cases Based On Incident Date**

	July 2021		June 2021		Change	% Change
	Count	% of Total	Count	% of Total		
Cases 0-4 Months	740	37.2%	758	37.7%	-18	-2.4%
Cases 5-7 Months	335	16.9%	315	15.6%	20	6.3%
Cases 8 Months	86	4.3%	96	4.8%	-10	-10.4%
Cases 9 Months	90	4.5%	77	3.8%	13	16.9%
Cases 10 Months	70	3.5%	59	2.9%	11	18.6%
Cases 11 Months	53	2.7%	42	2.1%	11	26.2%
Cases 12 Months	40	2.0%	119	5.9%	-79	-66.4%
Cases 13 Months	105	5.3%	147	7.3%	-42	-28.6%
Cases 14 Months	130	6.5%	83	4.1%	47	56.6%
Cases 15 Months	75	3.8%	67	3.3%	8	11.9%
Cases 16 Months	58	2.9%	55	2.7%	3	5.5%
Cases 17 Months	48	2.4%	40	2.0%	8	20.0%
Cases 18 Months	31	1.6%	25	1.2%	6	24.0%
Cases Over 18 Months	127	6.4%	130	6.5%	-3	-2.3%
NA	0	0.0%	0	0.0%	0	NA
<b>Total</b>	<b>1988</b>	<b>100.0%</b>	<b>2013</b>	<b>100.0%</b>	<b>-25</b>	<b>-1.2%</b>

**Figure 57: CCRB DA Hold Docket - Age of CCRB Cases Based On Incident Date**

	July 2021	
	Count	% of Total
Cases 0-4 Months	0	0.0%
Cases 5-7 Months	1	20.0%
Cases 8 Months	0	0.0%
Cases 9 Months	0	0.0%
Cases 10 Months	0	0.0%
Cases 11 Months	0	0.0%
Cases 12 Months	0	0.0%
Cases 13 Months	1	20.0%
Cases 14 Months	1	20.0%
Cases 15 Months	0	0.0%
Cases 16 Months	0	0.0%
Cases 17 Months	0	0.0%
Cases 18 Months	1	20.0%
Cases Over 18 Months	1	20.0%
NA	0	0.0%
<b>Total</b>	<b>5</b>	<b>100.0%</b>

**Figure 58: Disposition of Force Allegations (YTD 2021)**

Force Allegation	Substantiated		Exonerated		Unsubstantiated		Unfounded		Officer Unidentified		Miscellaneous	
	Count	%	Count	%	Count	%	Count	%	Count	%	Count	%
Gun Pointed	2	7.7%	6	23.1%	13	50%	2	7.7%	3	11.5%	0	0%
Gun fired	1	20%	4	80%	0	0%	0	0%	0	0%	0	0%
Nightstick as club (incl asp & baton)	2	5.1%	4	10.3%	0	0%	1	2.6%	32	82.1%	0	0%
Gun as club	0	0.0%	0	0.0%	0	0.0%	0	0.0%	0	0.0%	0	0.0%
Radio as club	0	0.0%	0	0.0%	0	0.0%	0	0.0%	0	0.0%	0	0.0%
Flashlight as club	0	0.0%	0	0.0%	0	0.0%	0	0.0%	0	0.0%	0	0.0%
Police shield	0	0%	0	0%	0	0%	0	0%	4	100%	0	0%
Vehicle	0	0%	0	0%	4	100%	0	0%	0	0%	0	0%
Other blunt instrument as a club	1	20%	2	40%	2	40%	0	0%	0	0%	0	0%
Hit against inanimate object	0	0%	2	22.2%	5	55.6%	2	22.2%	0	0%	0	0%
Chokehold	4	30.8%	0	0%	7	53.8%	1	7.7%	1	7.7%	0	0%
Pepper spray	8	50%	1	6.2%	0	0%	1	6.2%	6	37.5%	0	0%
Physical force	41	14.1%	108	37.1%	55	18.9%	13	4.5%	69	23.7%	5	1.7%
Handcuffs too tight	0	0%	0	0%	0	0%	1	100%	0	0%	0	0%
Nonlethal restraining device	5	38.5%	3	23.1%	4	30.8%	1	7.7%	0	0%	0	0%
Animal	0	0.0%	0	0.0%	0	0.0%	0	0.0%	0	0.0%	0	0.0%
Other	1	33.3%	0	0%	0	0%	1	33.3%	1	33.3%	0	0%
Restricted Breathing	4	19%	0	0%	11	52.4%	1	4.8%	5	23.8%	0	0%
<b>Total</b>	<b>69</b>	<b>15.3%</b>	<b>130</b>	<b>28.9%</b>	<b>101</b>	<b>22.4%</b>	<b>24</b>	<b>5.3%</b>	<b>121</b>	<b>26.9%</b>	<b>5</b>	<b>1.1%</b>

**Figure 59: Disposition of Abuse of Authority Allegations (YTD 2021)**

Abuse of Authority Allegation	Substantiated		Exonerated		Unsubstantiated		Unfounded		Officer Unidentified		Miscellaneous	
	Count	%	Count	%	Count	%	Count	%	Count	%	Count	%
Gun Drawn	0	0%	5	50%	3	30%	1	10%	1	10%	0	0%
Entry of Premises	14	23%	29	47.5%	12	19.7%	0	0%	4	6.6%	2	3.3%
Strip-searched	3	50%	0	0%	2	33.3%	1	16.7%	0	0%	0	0%
Vehicle stop	1	10%	7	70%	1	10%	0	0%	1	10%	0	0%
Vehicle search	4	19%	14	66.7%	2	9.5%	0	0%	1	4.8%	0	0%
Threat of summons	0	0%	1	50%	1	50%	0	0%	0	0%	0	0%
Threat of arrest	4	6.6%	28	45.9%	14	23%	5	8.2%	6	9.8%	4	6.6%
Threat to notify ACS	1	33.3%	1	33.3%	1	33.3%	0	0%	0	0%	0	0%
Threat of force (verbal or physical)	8	18.2%	15	34.1%	7	15.9%	7	15.9%	7	15.9%	0	0%
Threat to damage/seize property	1	16.7%	3	50%	1	16.7%	0	0%	1	16.7%	0	0%
Property damaged	3	15.8%	3	15.8%	4	21.1%	2	10.5%	7	36.8%	0	0%
Refusal to process civilian complaint	5	55.6%	0	0%	1	11.1%	0	0%	3	33.3%	0	0%
Retaliatory arrest	6	85.7%	0	0%	1	14.3%	0	0%	0	0%	0	0%
Retaliatory summons	0	0.0%	0	0.0%	0	0.0%	0	0.0%	0	0.0%	0	0.0%
Refusal to obtain medical treatment	4	22.2%	1	5.6%	10	55.6%	0	0%	3	16.7%	0	0%
Improper dissemination of medical info	0	0.0%	0	0.0%	0	0.0%	0	0.0%	0	0.0%	0	0.0%
Other	6	60%	4	40%	0	0%	0	0%	0	0%	0	0%
Seizure of property	4	25%	8	50%	1	6.2%	1	6.2%	2	12.5%	0	0%
Refusal to show search warrant	0	0%	0	0%	2	50%	2	50%	0	0%	0	0%
Frisk	4	17.4%	11	47.8%	6	26.1%	0	0%	2	8.7%	0	0%
Search (of person)	10	41.7%	5	20.8%	7	29.2%	0	0%	2	8.3%	0	0%
Stop	7	21.9%	8	25%	11	34.4%	0	0%	6	18.8%	0	0%
Question	4	44.4%	3	33.3%	0	0%	0	0%	2	22.2%	0	0%
Refusal to show arrest warrant	0	0.0%	0	0.0%	0	0.0%	0	0.0%	0	0.0%	0	0.0%
Interference with recording	6	33.3%	3	16.7%	5	27.8%	2	11.1%	2	11.1%	0	0%
Search of recording device	0	0.0%	0	0.0%	0	0.0%	0	0.0%	0	0.0%	0	0.0%
Electronic device information deletion	0	0%	0	0%	0	0%	0	0%	1	100%	0	0%
Forcible Removal to Hospital	5	12.8%	21	53.8%	5	12.8%	4	10.3%	3	7.7%	1	2.6%
Threat re: removal to hospital	2	66.7%	1	33.3%	0	0%	0	0%	0	0%	0	0%

Threat re: immigration status	0	0%	0	0%	1	100%	0	0%	0	0%	0	0%
Disseminated immigration status	0	0.0%	0	0.0%	0	0.0%	0	0.0%	0	0.0%	0	0.0%
Questioned immigration status	0	0.0%	0	0.0%	0	0.0%	0	0.0%	0	0.0%	0	0.0%
Search of Premises	10	31.2%	15	46.9%	5	15.6%	0	0%	2	6.2%	0	0%
Sex Miscon (Sexual Harassment, Verbal)	0	0.0%	0	0.0%	0	0.0%	0	0.0%	0	0.0%	0	0.0%
Sex Miscon (Sexual Harassment, Gesture)	0	0.0%	0	0.0%	0	0.0%	0	0.0%	0	0.0%	0	0.0%
Sexual Misconduct (Sexual Humiliation)	0	0.0%	0	0.0%	0	0.0%	0	0.0%	0	0.0%	0	0.0%
Sex Miscon (Sexual/Romantic Proposition)	0	0.0%	0	0.0%	0	0.0%	0	0.0%	0	0.0%	0	0.0%
Sex Miscon (Sexually Motivated Arrest)	0	0.0%	0	0.0%	0	0.0%	0	0.0%	0	0.0%	0	0.0%
Sex Miscon (Sexually Motivated Stop)	0	0.0%	0	0.0%	0	0.0%	0	0.0%	0	0.0%	0	0.0%
Sex Miscon (Sexually Motivated Frisk)	0	0.0%	0	0.0%	0	0.0%	0	0.0%	0	0.0%	0	0.0%
Sex Miscon (Sexually Motivated Search)	0	0.0%	0	0.0%	0	0.0%	0	0.0%	0	0.0%	0	0.0%
Sex Miscon (Sexually Motiv Strip-Search)	0	0.0%	0	0.0%	0	0.0%	0	0.0%	0	0.0%	0	0.0%
Sex Miscon (Sexually Motiv Vehicle Stop)	0	0.0%	0	0.0%	0	0.0%	0	0.0%	0	0.0%	0	0.0%
Sex Miscon (Sexually Motiv Photo/Video)	0	0.0%	0	0.0%	0	0.0%	0	0.0%	0	0.0%	0	0.0%
Sex Miscon (Sexually Motivated Summons)	0	0.0%	0	0.0%	0	0.0%	0	0.0%	0	0.0%	0	0.0%
Photography/Videography	2	33.3%	2	33.3%	0	0%	1	16.7%	1	16.7%	0	0%
Body Cavity Searches	1	100%	0	0%	0	0%	0	0%	0	0%	0	0%
Refusal to provide name	1	5.9%	1	5.9%	11	64.7%	3	17.6%	1	5.9%	0	0%
Refusal to provide shield number	7	22.6%	0	0%	17	54.8%	3	9.7%	4	12.9%	0	0%
Failure to provide RTKA card	15	42.9%	0	0%	17	48.6%	1	2.9%	2	5.7%	0	0%
Failed to Obtain Language Interpretation	2	100%	0	0%	0	0%	0	0%	0	0%	0	0%
Sex Miscon (Sexually Motivated Question)	0	0.0%	0	0.0%	0	0.0%	0	0.0%	0	0.0%	0	0.0%
Obstructed Shield Number	3	50%	0	0%	0	0%	1	16.7%	2	33.3%	0	0%
Obstructed Rank Designation	0	0.0%	0	0.0%	0	0.0%	0	0.0%	0	0.0%	0	0.0%

Sex Miscon (Humiliation: fail to cover)	0	0.0%	0	0.0%	0	0.0%	0	0.0%	0	0.0%	0	0.0%
Untruthful Statement	0	0.0%	0	0.0%	0	0.0%	0	0.0%	0	0.0%	0	0.0%
Sexual Miscon (Inappropriate Touching)	0	0.0%	0	0.0%	0	0.0%	0	0.0%	0	0.0%	0	0.0%
Sexual Miscon (Forcible Touching)	0	0.0%	0	0.0%	0	0.0%	0	0.0%	0	0.0%	0	0.0%
Sexual Miscon (Rape)	0	0.0%	0	0.0%	0	0.0%	0	0.0%	0	0.0%	0	0.0%
Sexual Miscon (Sexual Assault)	0	0.0%	0	0.0%	0	0.0%	0	0.0%	0	0.0%	0	0.0%
Sexual Miscon (On- duty Sexual Activity)	0	0.0%	0	0.0%	0	0.0%	0	0.0%	0	0.0%	0	0.0%
Sexual Miscon (Penetrative Sex. Contact)	0	0.0%	0	0.0%	0	0.0%	0	0.0%	0	0.0%	0	0.0%
<b>Total</b>	143	24.4%	189	32.2%	148	25.2%	34	5.8%	66	11.2%	7	1.2%

**Figure 60: Disposition of Discourtesy Allegations (YTD 2021)**

Discourtesy Allegation	Substantiated		Exonerated		Unsubstantiated		Unfounded		Officer Unidentified		Miscellaneous	
	Count	%	Count	%	Count	%	Count	%	Count	%	Count	%
Word	48	28.2%	36	21.2%	46	27.1%	11	6.5%	28	16.5%	1	0.6%
Gesture	0	0%	0	0%	1	100%	0	0%	0	0%	0	0%
Demeanor/tone	0	0%	0	0%	1	50%	0	0%	1	50%	0	0%
Action	8	34.8%	0	0%	9	39.1%	4	17.4%	2	8.7%	0	0%
Other	0	0%	0	0%	0	0%	1	100%	0	0%	0	0%
<b>Total</b>	<b>56</b>	<b>28.4%</b>	<b>36</b>	<b>18.3%</b>	<b>57</b>	<b>28.9%</b>	<b>16</b>	<b>8.1%</b>	<b>31</b>	<b>15.7%</b>	<b>1</b>	<b>0.5%</b>

**Figure 61: Disposition of Offensive Language Allegations (YTD 2021)**

Offensive Language Allegation	Substantiated		Exonerated		Unsubstantiated		Unfounded		Officer Unidentified		Miscellaneous	
	Count	%	Count	%	Count	%	Count	%	Count	%	Count	%
Race	3	50%	0	0%	0	0%	1	16.7%	2	33.3%	0	0%
Ethnicity	0	0%	0	0%	0	0%	0	0%	1	100%	0	0%
Religion	1	100%	0	0%	0	0%	0	0%	0	0%	0	0%
Sexual orientation	2	40%	0	0%	1	20%	0	0%	2	40%	0	0%
Physical disability	0	0%	1	50%	1	50%	0	0%	0	0%	0	0%
Other	2	20%	0	0%	4	40%	1	10%	3	30%	0	0%
Gender Identity	0	0%	0	0%	2	100%	0	0%	0	0%	0	0%
Gender	8	53.3%	0	0%	6	40%	0	0%	1	6.7%	0	0%
<b>Total</b>	<b>16</b>	<b>38.1%</b>	<b>1</b>	<b>2.4%</b>	<b>14</b>	<b>33.3%</b>	<b>2</b>	<b>4.8%</b>	<b>9</b>	<b>21.4%</b>	<b>0</b>	<b>0%</b>



**Figure 62: Administrative Prosecutions Unit Open Docket (July 2021)**

<b>Case Stage</b>	<b>Cases</b>	<b>Percent</b>
Trial commenced	0	0%
Awaiting filing of charges	20	13%
Charges filed, awaiting service	44	29%
Charges served, CORD/SoEH/DCS pending	63	41%
Charges served, Conference Date Requested	3	2%
Calendared for court appearance	2	1%
Case Off Calendar - Subsequent Appearance Pending	11	7%
Trial scheduled	6	4%
Plea agreed - paperwork pending	1	1%
Previously adjudicated	2	1%
<b>Total</b>	<b>152</b>	<b>100%</b>

CORD is the CO's Report on MOS facing discipline.  
 SoEH is the Summary of Employment History.  
 DCS is the Disciplinary Cover Sheet.

**Figure 63: Administrative Prosecutions Unit Cases Awaiting Final Disposition (July 2021)**

<b>Case Stage</b>	<b>Cases</b>	<b>Percent</b>
Disposition modified, awaiting final disp.	1	4%
Plea filed - awaiting approval by PC	9	39%
Verdict rendered - awaiting approval by PC	12	52%
Verdict rendered - Fogel response due	1	4%
Trial completed, awaiting verdict	0	0%
<b>Total</b>	<b>23</b>	<b>100%</b>

A Fogel response is a letter to the Trial Commissioner with comments from the CCRB on the Trial Commissioner's report and recommendation.

**Figure 64: Officers With CCRB Complaints Closed in 2021 by Command**

<b>Patrol Services Bureau</b>	<b>Substantiated MOS Jul 2021</b>	<b>Substantiated MOS YTD 2021</b>	<b>Total MOS Jul 2021</b>	<b>Total MOS YTD 2021</b>
Patrol Borough Manhattan South Total	4	15	19	94
Patrol Borough Manhattan North Total	4	13	31	111
Patrol Borough Bronx Total	11	40	43	268
Patrol Borough Brooklyn South Total	0	10	38	184
Patrol Borough Brooklyn North Total	8	27	39	265
Patrol Borough Queens South Total	0	1	6	130
Patrol Borough Queens North Total	0	3	16	85
Patrol Borough Staten Island Total	0	3	3	54
Special Operations Division Total	0	2	0	16
Other Patrol Services Bureau Commands Total	0	0	0	1
<b>Total</b>	<b>27</b>	<b>114</b>	<b>195</b>	<b>1208</b>
<b>Other Bureaus</b>				
Traffic Control Division Total	0	0	3	23
Transit Bureau Total	1	6	4	75
Housing Bureau Total	0	3	16	102
Organized Crime Control Bureau Total	0	1	4	37
Detective Bureau Total	0	8	8	49
Other Bureaus Total	1	9	6	37
<b>Total</b>	<b>2</b>	<b>27</b>	<b>41</b>	<b>323</b>
<b>Other Commands</b>				
Deputy Commissioners and Miscellaneous Commands Total	0	3	5	24
Undetermined	1	2	3	14
<b>Total</b>	<b>30</b>	<b>146</b>	<b>244</b>	<b>1569</b>

Table shows MOS command as recorded at the time of complaint.

**Figure 65A: Officers With CCRB Complaints Closed in 2021 by Command - Patrol Borough Manhattan South**

<b>Manhattan South</b>	<b>Substantiated MOS Jul 2021</b>	<b>Substantiated MOS YTD 2021</b>	<b>Total MOS Jul 2021</b>	<b>Total MOS YTD 2021</b>
001 Precinct	1	1	1	10
005 Precinct	0	0	1	3
006 Precinct	0	0	1	1
007 Precinct	2	3	3	16
009 Precinct	0	0	1	5
010 Precinct	0	0	1	5
013 Precinct	0	1	0	8
Midtown South Precinct	0	2	2	11
017 Precinct	1	5	3	15
Midtown North Precinct	0	0	0	5
<b>Precincts Total</b>	<b>4</b>	<b>12</b>	<b>13</b>	<b>79</b>
Patrol Borough Manhattan South Task Force	0	1	4	5
Patrol Borough Manhattan South HQ	0	2	2	9
Patrol Borough Manhattan South Anti-Crime Unit	0	0	0	1
<b>Patrol Borough Manhattan South Total</b>	<b>4</b>	<b>15</b>	<b>19</b>	<b>94</b>

Table shows MOS command as recorded at the time of complaint.

**Figure 65B: Officers With CCRB Complaints Closed in 2021 by Command - Patrol Borough Manhattan North**

<b>Manhattan North</b>	<b>Substantiated MOS Jul 2021</b>	<b>Substantiated MOS YTD 2021</b>	<b>Total MOS Jul 2021</b>	<b>Total MOS YTD 2021</b>
019 Precinct	0	0	3	4
020 Precinct	1	1	3	6
023 Precinct	2	3	3	14
024 Precinct	0	0	0	6
025 Precinct	0	0	3	13
026 Precinct	0	1	1	3
Central Park Precinct	0	0	0	2
028 Precinct	0	3	6	17
030 Precinct	0	0	0	8
032 Precinct	1	1	4	9
033 Precinct	0	0	2	8
034 Precinct	0	2	3	16
<b>Precincts Total</b>	<b>4</b>	<b>11</b>	<b>28</b>	<b>106</b>
Patrol Borough Manhattan North Task Force	0	0	0	0
Patrol Borough Manhattan North HQ	0	1	0	1
Patrol Borough Manhattan North Anti-Crime Unit	0	1	3	4
Manhattan North Impact Response Team	0	0	0	0
<b>Patrol Borough Manhattan North Total</b>	<b>4</b>	<b>13</b>	<b>31</b>	<b>111</b>

Table shows MOS command as recorded at the time of complaint.

**Figure 65C: Officers With CCRB Complaints Closed in 2021 by Command - Patrol Borough Bronx**

<b>Bronx</b>	<b>Substantiated MOS Jul 2021</b>	<b>Substantiated MOS YTD 2021</b>	<b>Total MOS Jul 2021</b>	<b>Total MOS YTD 2021</b>
040 Precinct	0	0	3	17
041 Precinct	4	7	6	25
042 Precinct	0	2	1	27
043 Precinct	1	1	3	9
044 Precinct	2	7	9	45
045 Precinct	0	2	0	10
046 Precinct	0	5	1	27
047 Precinct	0	2	2	24
048 Precinct	1	2	4	18
049 Precinct	0	1	2	11
050 Precinct	0	0	5	10
052 Precinct	3	11	7	34
<b>Precincts Total</b>	<b>11</b>	<b>40</b>	<b>43</b>	<b>257</b>
Patrol Borough Bronx Task Force	0	0	0	7
Patrol Borough Bronx HQ	0	0	0	0
Patrol Borough Bronx Anti-Crime Unit	0	0	0	4
Bronx Impact Response Team	0	0	0	0
<b>Patrol Borough Bronx Total</b>	<b>11</b>	<b>40</b>	<b>43</b>	<b>268</b>

Table shows MOS command as recorded at the time of complaint.

**Figure 65D: Officers With CCRB Complaints Closed in 2021 by Command - Patrol Borough Brooklyn South**

<b>Brooklyn South</b>	<b>Substantiated MOS Jul 2021</b>	<b>Substantiated MOS YTD 2021</b>	<b>Total MOS Jul 2021</b>	<b>Total MOS YTD 2021</b>
060 Precinct	0	1	3	16
061 Precinct	0	0	4	16
062 Precinct	0	0	0	2
063 Precinct	0	0	3	12
066 Precinct	0	0	2	7
067 Precinct	0	1	4	23
068 Precinct	0	1	1	14
069 Precinct	0	0	2	12
070 Precinct	0	0	4	13
071 Precinct	0	3	7	24
072 Precinct	0	0	2	10
076 Precinct	0	0	2	12
078 Precinct	0	1	1	10
<b>Precincts Total</b>	<b>0</b>	<b>7</b>	<b>35</b>	<b>171</b>
Patrol Borough Brooklyn South Task Force	0	3	3	12
Patrol Borough Brooklyn South HQ	0	0	0	1
Patrol Borough Brooklyn South Anti-Crime Unit	0	0	0	0
Brooklyn South Impact Response Team	0	0	0	0
<b>Patrol Borough Brooklyn South Total</b>	<b>0</b>	<b>10</b>	<b>38</b>	<b>184</b>

Table shows MOS command as recorded at the time of complaint.

**Figure 65E: Officers With CCRB Complaints Closed in 2021 by Command - Patrol Borough Brooklyn North**

<b>Brooklyn North</b>	<b>Substantiated MOS Jul 2021</b>	<b>Substantiated MOS YTD 2021</b>	<b>Total MOS Jul 2021</b>	<b>Total MOS YTD 2021</b>
073 Precinct	0	0	2	20
075 Precinct	5	6	18	126
077 Precinct	0	3	5	28
079 Precinct	1	7	3	21
081 Precinct	0	0	1	12
083 Precinct	0	1	3	19
084 Precinct	2	4	5	12
088 Precinct	0	1	0	7
090 Precinct	0	3	1	13
094 Precinct	0	2	0	6
<b>Precincts Total</b>	<b>8</b>	<b>27</b>	<b>38</b>	<b>264</b>
Patrol Borough Brooklyn North Task Force	0	0	0	0
Patrol Borough Brooklyn North HQ	0	0	1	1
Patrol Borough Brooklyn North Anti-Crime Unit	0	0	0	0
Brooklyn North Impact Response Team	0	0	0	0
<b>Patrol Borough Brooklyn North Total</b>	<b>8</b>	<b>27</b>	<b>39</b>	<b>265</b>

Table shows MOS command as recorded at the time of complaint.

**Figure 65F: Officers With CCRB Complaints Closed in 2021 by Command - Patrol Borough Queens South**

<b>Queens South</b>	<b>Substantiated MOS Jul 2021</b>	<b>Substantiated MOS YTD 2021</b>	<b>Total MOS Jul 2021</b>	<b>Total MOS YTD 2021</b>
100 Precinct	0	0	0	6
101 Precinct	0	0	0	16
102 Precinct	0	0	0	17
103 Precinct	0	0	3	33
105 Precinct	0	0	2	22
106 Precinct	0	0	0	16
107 Precinct	0	1	0	5
113 Precinct	0	0	0	14
<b>Precincts Total</b>	<b>0</b>	<b>1</b>	<b>5</b>	<b>129</b>
Patrol Borough Queens South Task Force	0	0	0	0
Patrol Borough Queens South HQ	0	0	1	1
Patrol Borough Queens South Anti-Crime Unit	0	0	0	0
Queens South Impact Response Team	0	0	0	0
<b>Patrol Borough Queens South Total</b>	<b>0</b>	<b>1</b>	<b>6</b>	<b>130</b>

Table shows MOS command as recorded at the time of complaint.



**Figure 65G: Officers With CCRB Complaints Closed in 2021 by Command - Patrol Borough Queens North**

<b>Queens North</b>	<b>Substantiated MOS Jul 2021</b>	<b>Substantiated MOS YTD 2021</b>	<b>Total MOS Jul 2021</b>	<b>Total MOS YTD 2021</b>
104 Precinct	0	0	2	18
108 Precinct	0	0	2	4
109 Precinct	0	1	3	10
110 Precinct	0	0	3	10
111 Precinct	0	0	0	8
112 Precinct	0	0	0	8
114 Precinct	0	0	4	14
115 Precinct	0	2	2	11
<b>Precincts Total</b>	<b>0</b>	<b>3</b>	<b>16</b>	<b>83</b>
Patrol Borough Queens North Task Force	0	0	0	0
Patrol Borough Queens North HQ	0	0	0	1
Patrol Borough Queens North Anti-Crime Unit	0	0	0	1
<b>Patrol Borough Queens North Total</b>	<b>0</b>	<b>3</b>	<b>16</b>	<b>85</b>

Table shows MOS command as recorded at the time of complaint.

**Figure 65H: Officers With CCRB Complaints Closed in 2021 by Command - Patrol Borough Staten Island**

<b>Staten Island</b>	<b>Substantiated MOS Jul 2021</b>	<b>Substantiated MOS YTD 2021</b>	<b>Total MOS Jul 2021</b>	<b>Total MOS YTD 2021</b>
120 Precinct	0	1	2	25
122 Precinct	0	0	0	9
123 Precinct	0	0	0	3
121 Precinct	0	2	0	13
<b>Precincts Total</b>	<b>0</b>	<b>3</b>	<b>2</b>	<b>50</b>
Patrol Borough Staten Island Task Force	0	0	0	0
Patrol Borough Staten Island HQ	0	0	1	4
Patrol Borough Staten Island Anti-Crime Unit	0	0	0	0
Staten Island Housing Unit	0	0	0	0
Staten Island Court Section	0	0	0	0
Staten Island Impact Response Team	0	0	0	0
<b>Patrol Borough Staten Island Total</b>	<b>0</b>	<b>3</b>	<b>3</b>	<b>54</b>

Table shows MOS command as recorded at the time of complaint.

**Figure 65I: Officers With CCRB Complaints Closed in 2021 by Command - Special Operations Division**

<b>Special Operations</b>	<b>Substantiated MOS Jul 2021</b>	<b>Substantiated MOS YTD 2021</b>	<b>Total MOS Jul 2021</b>	<b>Total MOS YTD 2021</b>
Emergency Services Unit and Squads 1-10	0	1	0	9
Harbor Unit	0	0	0	0
Aviation Unit	0	0	0	0
Canine Team	0	1	0	1
Mounted Unit	0	0	0	0
2 SOD Strategic Response Group	0	0	0	6
Special Operations Division Headquarters	0	0	0	0
<b>Special Operations Division Total</b>	<b>0</b>	<b>2</b>	<b>0</b>	<b>16</b>

Table shows MOS command as recorded at the time of complaint.

**Figure 65J: Officers With CCRB Complaints Closed in 2021 by Command - Other Patrol Services Bureau Commands**

<b>Other Patrol Services Bureau Commands</b>	<b>Substantiated MOS Jul 2021</b>	<b>Substantiated MOS YTD 2021</b>	<b>Total MOS Jul 2021</b>	<b>Total MOS YTD 2021</b>
Chiefs Office	0	0	0	1
Special Operations Division Taxi Unit	0	0	0	0
<b>Other Patrol Services Bureau Commands Total</b>	<b>0</b>	<b>0</b>	<b>0</b>	<b>1</b>

Table shows MOS command as recorded at the time of complaint.

**Figure 65K: Officers With CCRB Complaints Closed in 2021 by Command - Traffic Control Division**

<b>Traffic Control Division</b>	<b>Substantiated MOS Jul 2021</b>	<b>Substantiated MOS YTD 2021</b>	<b>Total MOS Jul 2021</b>	<b>Total MOS YTD 2021</b>
Traffic Control Division - Headquarters Command	0	0	0	0
Manhattan Traffic Task Force	0	0	2	14
Brooklyn Traffic Task Force	0	0	0	0
Bronx Traffic Task Force	0	0	0	0
Queens Traffic Task Force	0	0	0	0
Surface Transportation Enforcement Division (STED)	0	0	0	0
Bus Unit	0	0	0	0
Traffic Control Parking Enforcement District	0	0	0	0
Traffic Control Tow Units	0	0	0	0
Traffic Control Summons Enforcement	0	0	0	0
Traffic Command Intersection Control	0	0	0	0
Traffic Control Intelligence Unit	0	0	0	0
Highway District	0	0	1	1
Highway Unit #1	0	0	0	0
Highway Unit #2	0	0	0	2
Highway Unit #3	0	0	0	5
Highway Unit #4	0	0	0	0
Highway Unit #5	0	0	0	1
Highway Safety Enforcement Unit	0	0	0	0
Movie and TV Unit	0	0	0	0
<b>Traffic Control Division Total</b>	<b>0</b>	<b>0</b>	<b>3</b>	<b>23</b>

Table shows MOS command as recorded at the time of complaint.

**Figure 65L: Officers With CCRB Complaints Closed in 2021 by Command - Transit Bureau**

<b>Transit Bureau</b>	<b>Substantiated MOS Jul 2021</b>	<b>Substantiated MOS YTD 2021</b>	<b>Total MOS Jul 2021</b>	<b>Total MOS YTD 2021</b>
Transit Bureau Headquarters	0	1	0	1
Transit Bureau Authority Liaison	0	0	0	0
Transit Bureau Inspections	0	0	0	0
Transit Bureau Spec. Invest. Unit	0	0	0	0
Transit Bureau Crime Analysis	0	0	0	0
Transit Bureau Patrol Operations	0	0	0	0
Transit Bureau Manhattan	0	0	0	0
Transit Bureau Bronx	0	0	0	0
Transit Bureau Queens	0	0	0	0
Transit Bureau Brooklyn	0	0	0	0
TB DT01	0	0	0	1
TB DT02	1	1	1	10
TB DT03	0	1	0	6
TB DT04	0	1	0	8
TB DT11	0	0	0	5
TB DT12	0	0	0	7
TB DT20	0	0	0	5
TB DT23	0	0	0	0
TB DT30	0	0	0	8
TB DT32	0	0	2	4
TB DT33	0	0	1	11
TB DT34	0	0	0	0
Transit Bureau Manhattan Task Force	0	0	0	1
Transit Bureau Bronx Task Force	0	0	0	1
Transit Bureau Queens Task Force	0	0	0	0
Transit Bureau Brooklyn Task Force	0	0	0	1
Transit Bureau Homeless Outreach Unit	0	0	0	0
Transit Division Canine Unit	0	0	0	2
Transit Bureau Vandal Unit	0	2	0	4
Transit Bureau Special Operations Unit	0	0	0	0
TB Anti-Terrorism	0	0	0	0
Transportation Bureau and Transit Other Commands	0	0	0	0
<b>Transit Bureau Total</b>	<b>1</b>	<b>6</b>	<b>4</b>	<b>75</b>

Table shows MOS command as recorded at the time of complaint.

**Figure 65M: Officers With CCRB Complaints Closed in 2021 by Command - Housing Bureau**

<b>Housing Bureau</b>	<b>Substantiated MOS Jul 2021</b>	<b>Substantiated MOS YTD 2021</b>	<b>Total MOS Jul 2021</b>	<b>Total MOS YTD 2021</b>
Housing Bureau (Office of the Chief Command Center)	0	0	0	0
Housing Bureau Special Operations Section	0	0	0	0
PSA 1	0	1	3	10
PSA 2	0	0	3	22
PSA 3	0	0	1	5
PSA 4	0	0	1	4
PSA 5	0	0	2	11
PSA 6	0	0	2	2
PSA 7	0	2	4	28
PSA 8	0	0	0	16
PSA 9	0	0	0	3
Housing Bureau Brooklyn/Staten Island	0	0	0	0
Housing Bureau Manhattan	0	0	0	0
Housing Bureau Bronx/Queens	0	0	0	0
Housing Bureau Investigations	0	0	0	0
Housing Bureau Elevator Vandalism Unit	0	0	0	0
Housing Bureau Operations and Misc. Commands	0	0	0	0
<b>Housing Bureau Total</b>	<b>0</b>	<b>3</b>	<b>16</b>	<b>102</b>
Housing Borough Brooklyn Impact Response Team	0	0	0	1
Housing Borough Manhattan Impact Response Team	0	0	0	0
Housing Borough Bronx/Queens Impact Response Team	0	0	0	0
<b>Housing Bureau Total</b>	<b>0</b>	<b>3</b>	<b>16</b>	<b>102</b>

Table shows MOS command as recorded at the time of complaint.

**Figure 65N: Officers With CCRB Complaints Closed in 2021 by Command - Organized Crime Control Bureau**

<b>Organized Crime Control Bureau</b>	<b>Substantiated MOS Jul 2021</b>	<b>Substantiated MOS YTD 2021</b>	<b>Total MOS Jul 2021</b>	<b>Total MOS YTD 2021</b>
Queens Narcotics	0	0	0	6
Manhattan North Narcotics	0	1	0	9
Manhattan South Narcotics	0	0	0	0
Bronx Narcotics	0	0	0	0
Staten Island Narcotics	0	0	2	3
Brooklyn North Narcotics	0	0	0	5
Brooklyn South Narcotics	0	0	2	8
Narcotics Headquarters	0	0	0	0
Auto Crime Division	0	0	0	2
Vice Enforcement Division	0	0	0	0
Drug Enforcement Task Force	0	0	0	4
Organized Crime Headquarters	0	0	0	0
<b>Organized Crime Control Bureau Total</b>	<b>0</b>	<b>1</b>	<b>4</b>	<b>37</b>

Table shows MOS command as recorded at the time of complaint.



**Figure 650: Officers With CCRB Complaints Closed in 2021 by Command - Detective Bureau**

<b>Detective Bureau</b>	<b>Substantiated MOS Jul 2021</b>	<b>Substantiated MOS YTD 2021</b>	<b>Total MOS Jul 2021</b>	<b>Total MOS YTD 2021</b>
Detective Bureau Headquarters	0	0	0	0
Central Investigation and Resource Division	0	0	0	0
Special Investigations Division	0	0	0	1
Special Victims Division	0	0	0	0
Forensic Investigations Division	0	0	1	1
Fugitive Enforcement Division	0	0	0	0
Gang Division	0	0	0	0
Detective Borough Bronx	0	2	3	14
Detective Borough Manhattan	0	2	0	11
Detective Borough Brooklyn	0	4	1	10
Detective Borough Queens	0	0	1	9
Detective Borough Staten Island	0	0	2	3
DB Queens North Operations	0	0	0	0
DB Queens South Operations	0	0	0	0
<b>Detective Bureau Total</b>	<b>0</b>	<b>8</b>	<b>8</b>	<b>49</b>

Table shows MOS command as recorded at the time of complaint.

**Figure 65P: Officers With CCRB Complaints Closed in 2021 by Command - Other Bureaus**

<b>Other Bureaus</b>	<b>Substantiated MOS Jul 2021</b>	<b>Substantiated MOS YTD 2021</b>	<b>Total MOS Jul 2021</b>	<b>Total MOS YTD 2021</b>
Internal Affairs Bureau				
Internal Affairs Bureau	0	0	0	3
Criminal Justice Bureau				
Court Division	1	9	6	30
Court Bureau	0	0	0	0
Court LMSI	0	0	0	0
Court Unit	0	0	0	0
Criminal Justice Headquarters	0	0	0	0
Support Services Bureau				
Property Clerk Division	0	0	0	1
Fleet Services	0	0	0	0
Central Records Division	0	0	0	1
Personnel Bureau				
Applicant Processing Division	0	0	0	0
Health Services	0	0	0	0
Personnel Bureau Headquarters	0	0	0	2
<b>Other Bureaus Total</b>	<b>1</b>	<b>9</b>	<b>6</b>	<b>37</b>

Table shows MOS command as recorded at the time of complaint.

**Figure 65Q: Officers With CCRB Complaints Closed in 2021 by Command - Deputy Commissioners and Miscellaneous Commands**

<b>Deputy Commissioners and Miscellaneous Commands</b>	<b>Substantiated MOS Jul 2021</b>	<b>Substantiated MOS YTD 2021</b>	<b>Total MOS Jul 2021</b>	<b>Total MOS YTD 2021</b>
Deputy Commissioner Legal Matters - License Division	0	0	0	0
Deputy Commissioner Legal Matters - Legal Bureau	0	0	2	2
DC Training	0	0	0	0
Deputy Commissioner Training - Police Academy	0	0	0	0
Deputy Commissioner Training - Police Academy Training	0	0	0	3
Deputy Commissioner Training - In-service Training Section	0	0	0	0
Deputy Commissioner Management and Budget	0	0	0	0
Police Commissioner Office	0	0	0	0
Community Affairs Division	0	0	0	0
Chief of Community Affairs	0	1	0	1
Community Affairs Juvenile Section	0	0	0	0
School Safety Bronx/Manhattan	0	0	0	0
School Safety Queens/Brooklyn	0	0	0	0
Office of Equal Employment	0	0	0	0
Deputy Commissioner Operations	0	0	0	0
DC Operations Financial Mgmt.	0	0	0	0
Intelligence Division	0	1	0	11
Chief of Department	0	1	2	4
Department Advocate	0	0	0	0
Deputy Commissioner Public Information	0	0	0	0
Crime Prevention	0	0	0	0
First Deputy Commissioner	0	0	1	2
Office of Management, Analysis and Planning	0	0	0	0
Quality Assurance Division	0	0	0	0
Deputy Commissioner Counterterrorism	0	0	0	1
Chief of Department Evaluation Section	0	0	0	0
<b>Deputy Commissioners and Miscellaneous Commands Total</b>	<b>0</b>	<b>3</b>	<b>5</b>	<b>24</b>

Table shows MOS command as recorded at the time of complaint.