



BILL DE BLASIO  
MAYOR

CIVILIAN COMPLAINT REVIEW BOARD  
100 CHURCH STREET 10th FLOOR  
NEW YORK, NEW YORK 10007 ♦ TELEPHONE (212) 912-7235  
[www.nyc.gov/ccrb](http://www.nyc.gov/ccrb)



FREDERICK DAVIE  
CHAIR

**Executive Director's Monthly Report**  
**December 2021**  
**(Statistics for November 2021)**

## Contents

Executive Summary	2
Glossary	3
Complaints Received	4
CCRB Cases Received By Borough and Precinct	5
Allegations Received	7
CCRB Docket	10
Body Worn Camera Footage Requests	12
Closed Cases	13
Resolving Cases	13
Dispositions / Case Abstracts	14
Dispositions - Full Investigations	16
Dispositions - All CCRB Cases	17
Dispositions - Allegations	18
Substantiation Rates	21
Substantiation Rates and Video	22
Disposition for Substantiated Complaints	23
Board Discipline Recommendations for Substantiated Officers	24
Unable to Investigate / Withdrawn	27
Complaints by PSA	28
Mediation Unit	30
Administrative Prosecution Unit	32
NYPD Discipline	33
Appendix	38

# Executive Summary

The Civilian Complaint Review Board (“CCRB”) is an independent municipal Agency that investigates complaints of NYPD misconduct. Every month, the CCRB prepares an Executive Director report for its public meeting. Data for November 2021 included the following highlights:

- 1) Of the cases in the CCRB active investigations docket, 34% have been open for 4 months or fewer, and 47% have been open for 7 months or fewer (page 10). In November, the CCRB opened 287 new cases (page 4), and currently has a total open docket of 3,597 cases (page 11).
- 2) The CCRB substantiated allegations in 48% of its fully investigated cases (page 16).
- 3) The CCRB fully investigated 29% of the cases it closed in November (page 13) and resolved (fully investigated, mediated or attempted mediation) 49% of the cases it closed (page 17). The Agency was unable to investigate /withdrawn 40% of the cases received (page 13).
- 4) For November, investigations using video evidence resulted in substantiated allegations in 49% of cases - compared to 33% of cases in which video was not available (page 21-22).
- 5) The Monthly Report includes a breakdown of complaints and substantiations by NYPD precinct and borough of occurrence (pages 5-6, 25-26).
- 6) In November the Police Commissioner finalized 6 decision(s) against police officers in Administrative Prosecution Unit (APU) cases; 2 were guilty verdicts won by the APU (page 32). The CCRB's APU prosecutes the most serious allegations of misconduct. The APU conducted 20 trials against members of the NYPD year-to-date; no trials were conducted against respondent officers in November.

Finally, the Monthly Report contains a Table of Contents, Glossary, and Appendix, all meant to assist readers in navigating this report. The CCRB is committed to producing monthly reports that are valuable to the public, and welcomes feedback on how to make its data more accessible.

# Glossary

In this glossary we have included a list of terms that regularly appear in our reports.

**Allegation:** An allegation is a specific act of misconduct. The same “complaint” can have multiple allegations – excessive force and discourteous language, for example. Each allegation is reviewed separately during an investigation.

**APU:** The Administrative Prosecution Unit is the division of the CCRB that has prosecuted “charges” cases since April 2013, after the signing of a 2012 Memorandum of Understanding between the CCRB and NYPD.

**Board Panel:** The “Board” of the CCRB has 15 members. Following a completed investigation by the CCRB staff, three Board members, sitting as a Board Panel, will make a finding on whether misconduct occurred and will make a recommendation on what level of penalty should follow.

**Case/Complaint:** For the purposes of CCRB data, a “case” or “complaint” is defined as any incident within the Agency’s jurisdiction, brought to resolution by the CCRB.

**Disposition:** The Board’s finding as to the outcome of a case (i.e. if misconduct occurred).

**FADO:** Under the City Charter, the CCRB has jurisdiction to investigate the following categories of police misconduct: Force, Abuse of Authority, Discourtesy, and Offensive Language, collectively known as “FADO”.

**Intake:** CCRB’s intake team initially handles complaints from the public. Intake takes complaints that come via live phone calls, voicemails, an online complaint form, or in-person.

**Investigation:** CCRB investigators gather evidence and interview witnesses to prepare reports on misconduct allegations. An investigation ends when a closing report is prepared detailing the evidence and legal analysis, and the case is given to the Board for disposition.

**Mediation:** A complainant may mediate his or her case with the subject officer, in lieu of an investigation, with the CCRB providing a neutral, third-party mediator.

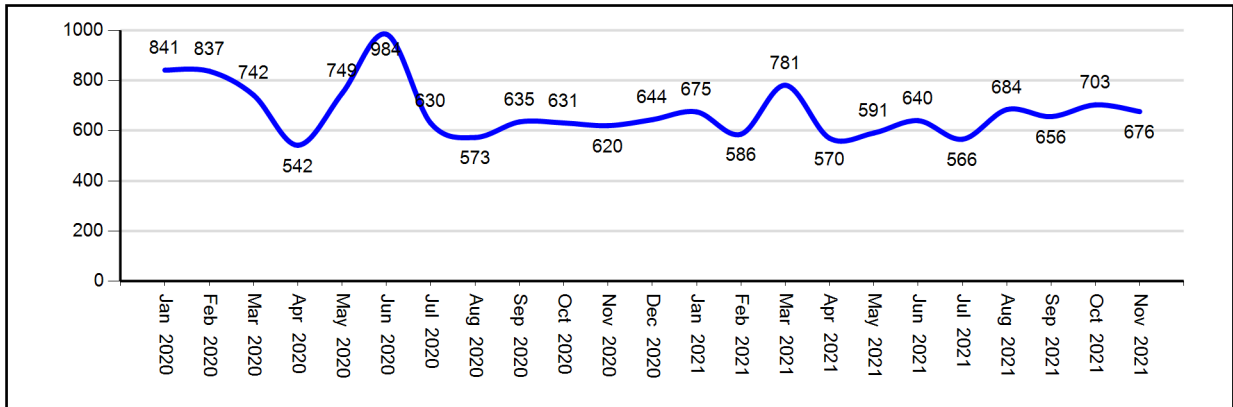
**Unable to Investigate / Withdrawn:** When the CCRB is unable to obtain a sworn statement from the complainant/alleged victim, the case is closed as unable to investigate. When the complainant/alleged victim asks that their complaint be withdrawn, the case is closed as withdrawn.

**Closed Pending Litigation:** Sometimes when a complainant is involved in criminal or civil litigation, their attorney advises against making sworn statements until the conclusion of the court case. When a complainant declines to cooperate with an investigation on the advice of their attorney, the complaint disposition is "Closed Pending Litigation."

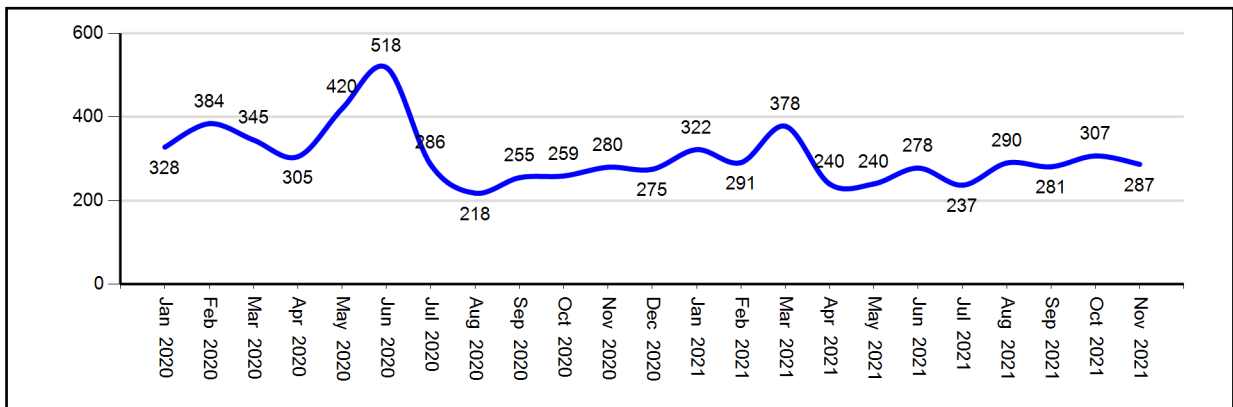
# Complaints Received

The CCRB’s Intake team processes misconduct complaints from the public and referrals from the NYPD. Under the New York City Charter, the CCRB’s jurisdiction is limited to allegations of misconduct related to Force, Abuse of Authority, Discourtesy and Offensive Language. All other complaints are referred to the appropriate agency. Figure 1 refers to all complaints that the CCRB receives and Figures 2 and 3 refer to new cases that remain with the Agency. In November 2021, the CCRB initiated 287 new complaints.

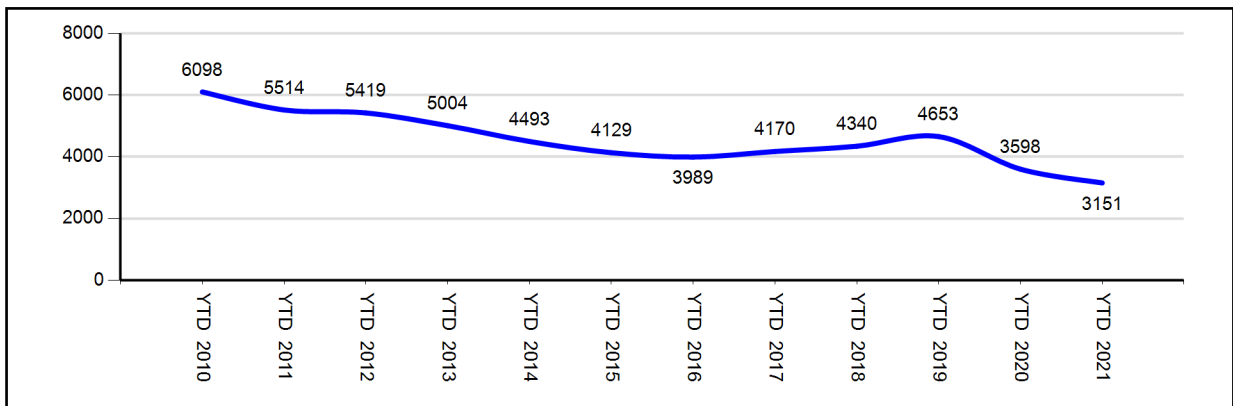
**Figure 1: Total Intake by Month (January 2020 - November 2021)**



**Figure 2: New CCRB Complaints by Month (January 2020 - November 2021)**



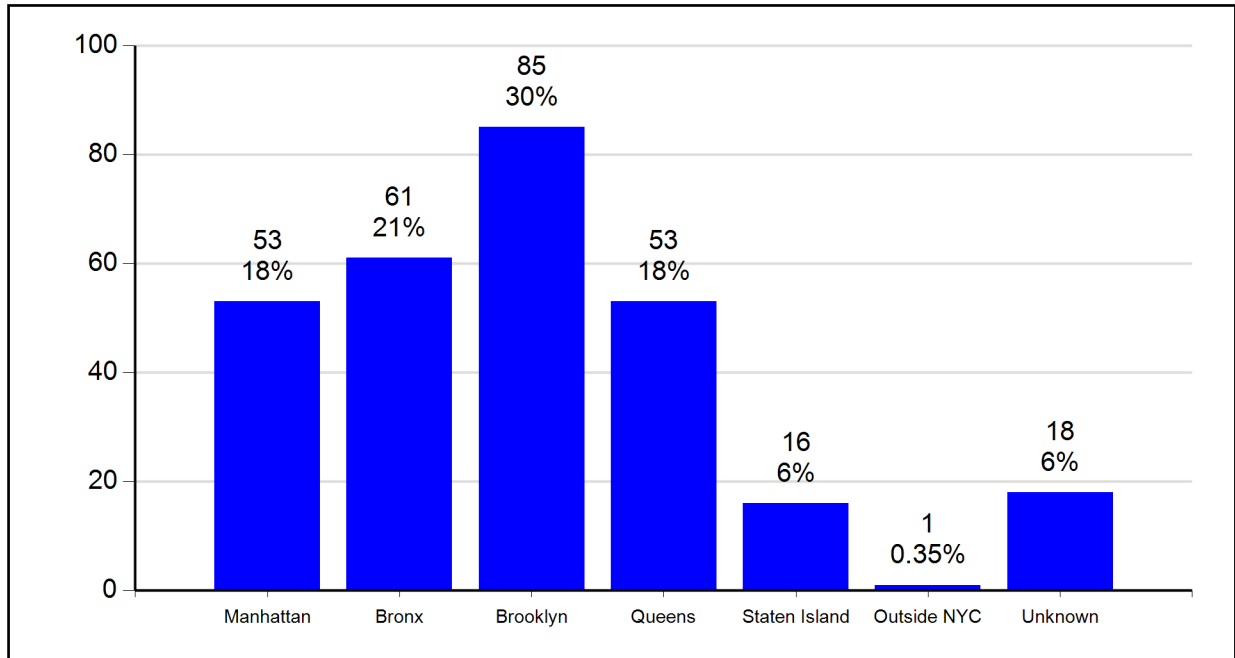
**Figure 3: New CCRB Complaints by Year (YTD 2010 - YTD 2021)**



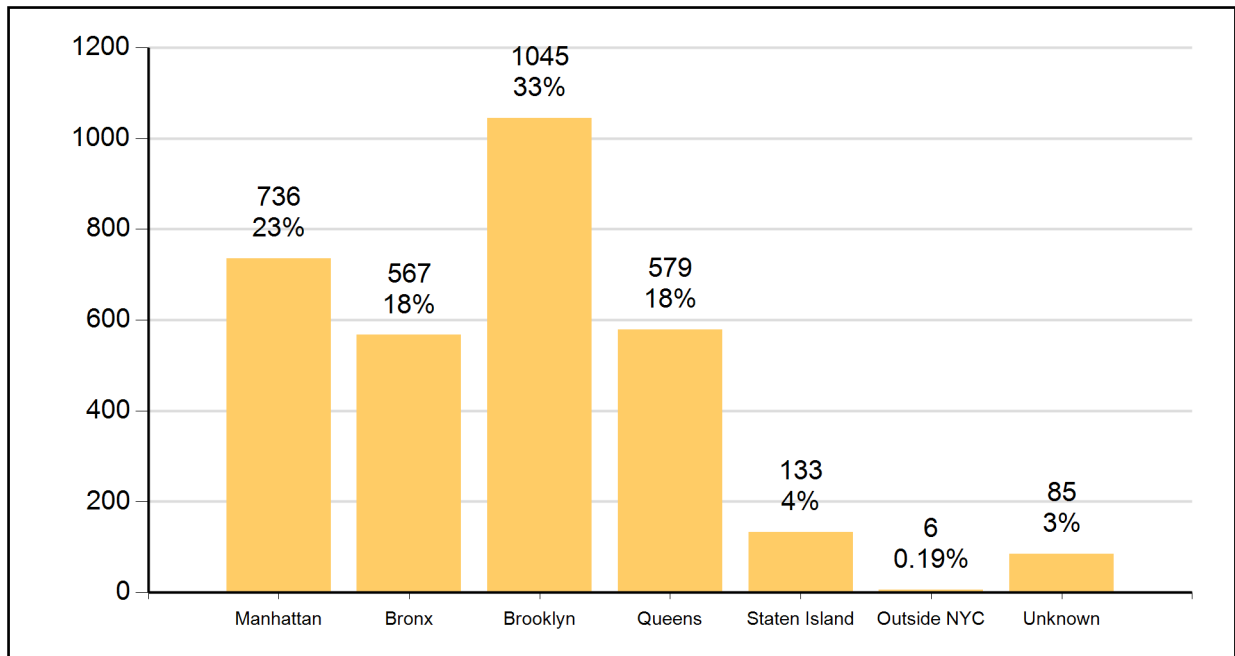
## CCRB Cases Received by Borough and Precinct

Of the five boroughs, the largest number of misconduct complaints stemmed from incidents occurring in Brooklyn, followed by Bronx. The 44th Precinct had the highest number at 12 incidents.

**Figure 4: CCRB Complaints Received By Borough of Occurrence (November 2021)**



**Figure 5: CCRB Complaints Received By Borough of Occurrence (YTD 2021)**



**Figure 6: CCRB Complaints Received By Precinct of Occurrence (November 2021)**

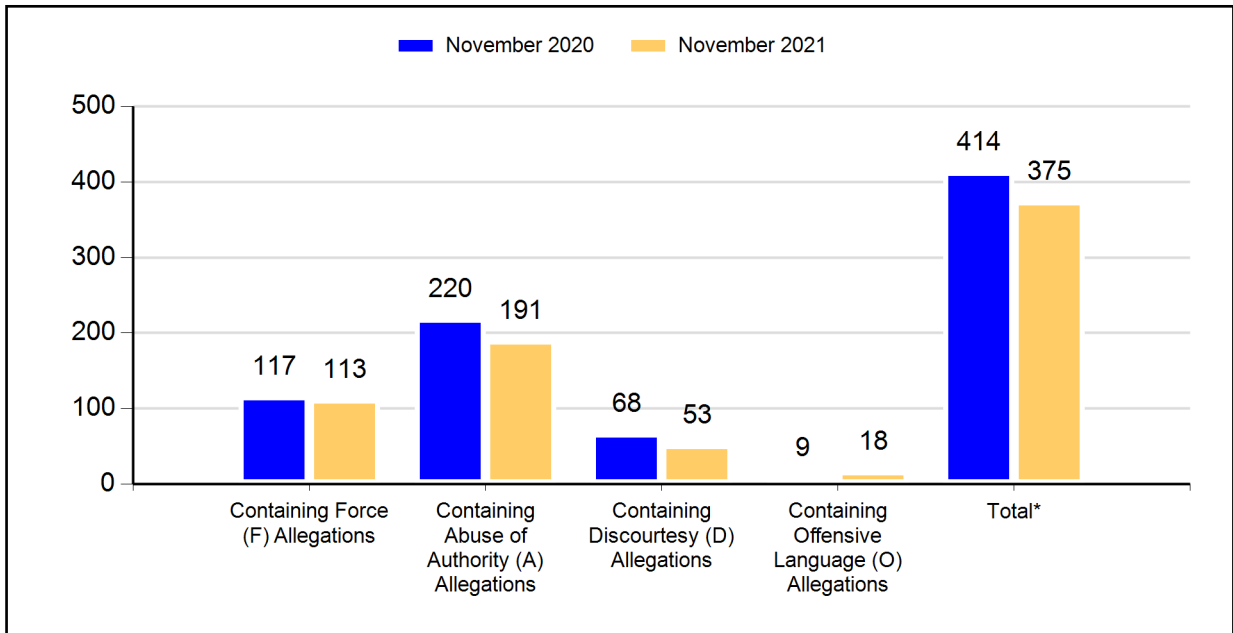
NYPD Precinct of Occurrence*	Number of Complaints	NYPD Precinct of Occurrence*	Number of Complaints
0	4	67	6
1	2	68	6
5	2	69	3
6	5	70	2
7	3	71	3
9	1	72	4
10	1	73	5
13	5	75	8
14	2	76	2
18	3	77	2
19	3	78	2
20	2	79	5
23	3	81	2
25	6	83	2
26	1	84	2
28	3	88	2
30	2	90	3
32	3	94	2
33	1	100	2
34	1	101	2
40	6	102	5
41	3	103	7
42	5	104	5
43	5	105	6
44	12	107	2
45	2	108	1
46	4	109	3
47	6	112	7
48	5	113	1
49	2	114	6
50	1	115	4
52	6	120	6
60	6	121	6
61	6	122	2
62	3	123	2
63	4	Unknown	27
66	3		

\*These figures track where an incident occurred, not necessarily the Command of the officer. Please review Figures 65A-65Q for Command Level data for cases closed in 2021.

# Allegations Received

As described in the previous section, the CCRB has jurisdiction over four categories of NYPD misconduct. In comparing November 2020 to November 2021, the number of complaints containing an allegation of Force is down, Abuse of Authority complaints are down, Discourtesy are down and Offensive Language are up. Figures for the year-to-date comparison show that in 2021, complaints containing an allegation of Force are down, Abuse of Authority are down, Discourtesy are down and Offensive Language are down.

**Figure 7: CCRB Complaints Received By Type of Allegation (November 2020 vs. November 2021)**



\*This is the total of distinct FADO allegation types in complaints received.

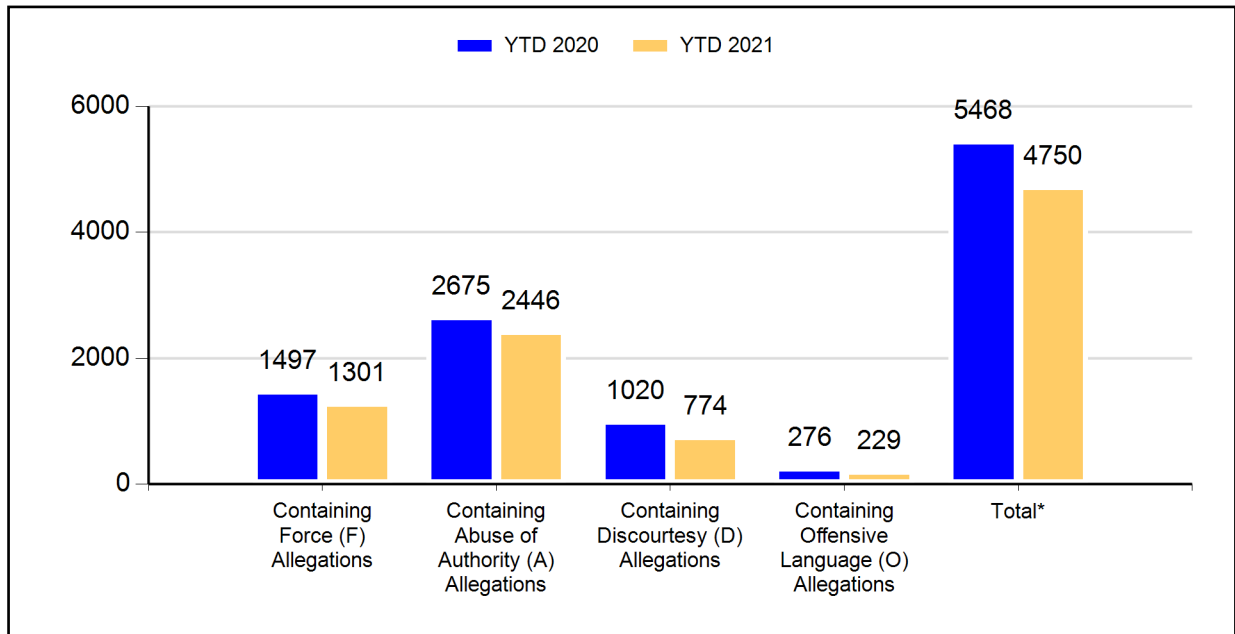
**Figure 8: CCRB Complaints Received By Type of Allegation (% of Complaints)**

	November 2020		November 2021		Change	% Change
	Count	% of Total Complaints	Count	% of Total Complaints		
Force (F)	117	42%	113	39%	-4	-3%
Abuse of Authority (A)	220	79%	191	67%	-29	-13%
Discourtesy (D)	68	24%	53	18%	-15	-22%
Offensive Language (O)	9	3%	18	6%	9	100%
Total FADO Allegations	414		375		-39	-9%
Total Complaints	280		287		7	3%

Note: the number of allegations in recently received complaints typically grows somewhat as the complaints are investigated.



**Figure 9: CCRB Complaints Received By Type of Allegation (YTD 2020 vs. YTD 2021)**



\*This is the total of distinct FADO allegation types in complaints received.

**Figure 10: CCRB Complaints Received By Type of Allegation YTD (% of Complaints)**

	YTD 2020		YTD 2021		Change	% Change
	Count	% of Total Complaints	Count	% of Total Complaints		
Force (F)	1497	42%	1301	41%	-196	-13%
Abuse of Authority (A)	2675	74%	2446	78%	-229	-9%
Discourtesy (D)	1020	28%	774	25%	-246	-24%
Offensive Language (O)	276	8%	229	7%	-47	-17%
Total FADO Allegations	5468		4750		-718	-13%
Total Complaints	3598		3151		-447	-12%

Note: the number of allegations in recently received complaints typically grows somewhat as the complaints are investigated.

**Figure 11: Total Allegations (% of Total Allegations)**

	November 2020		November 2021		Change	% Change
	Count	% of Total Allegations	Count	% of Total Allegations		
Force (F)	300	27%	204	27%	-96	-32%
Abuse of Authority (A)	706	63%	459	61%	-247	-35%
Discourtesy (D)	104	9%	68	9%	-36	-35%
Offensive Language (O)	10	1%	26	3%	16	160%
Total Allegations	1120		757		-363	-32%
Total Complaints	280		287		7	3%

**Figure 12: Total Allegations YTD (% of Total Allegations)**

	YTD 2020		YTD 2021		Change	% Change
	Count	% of Total Allegations	Count	% of Total Allegations		
Force (F)	4174	26%	3108	25%	-1066	-26%
Abuse of Authority (A)	9614	61%	7965	63%	-1649	-17%
Discourtesy (D)	1677	11%	1161	9%	-516	-31%
Offensive Language (O)	369	2%	310	2%	-59	-16%
Total Allegations	15834		12544		-3290	-21%
Total Complaints	3598		3151		-447	-12%

The number of allegations in recently received complaints typically grows as the complaints are investigated.

## CCRB Docket

As of the end of November 2021, 34% of active CCRB cases are fewer than five months old, and 47% active cases have been open for fewer than eight months.

**Figure 13: Age of Active Cases Based on Received Date (November 2021)**

Case Age Group	Count	% of Total
Cases 0-4 Months	1188	34.1%
Cases 5-7 Months	447	12.8%
Cases 8-11 Months	580	16.7%
Cases 12-18 Months*	806	23.2%
Cases Over 18 Months**	460	13.2%
<b>Total</b>	<b>3481</b>	<b>100%</b>

\*12-18 Months: 15 cases that were reopened; 6 cases that were on DA Hold.

\*\*Over18 Months: 27 cases that were reopened; 4 cases that were on DA Hold.

**Figure 14: Age of Active Cases Based on Incident Date (November 2021)**

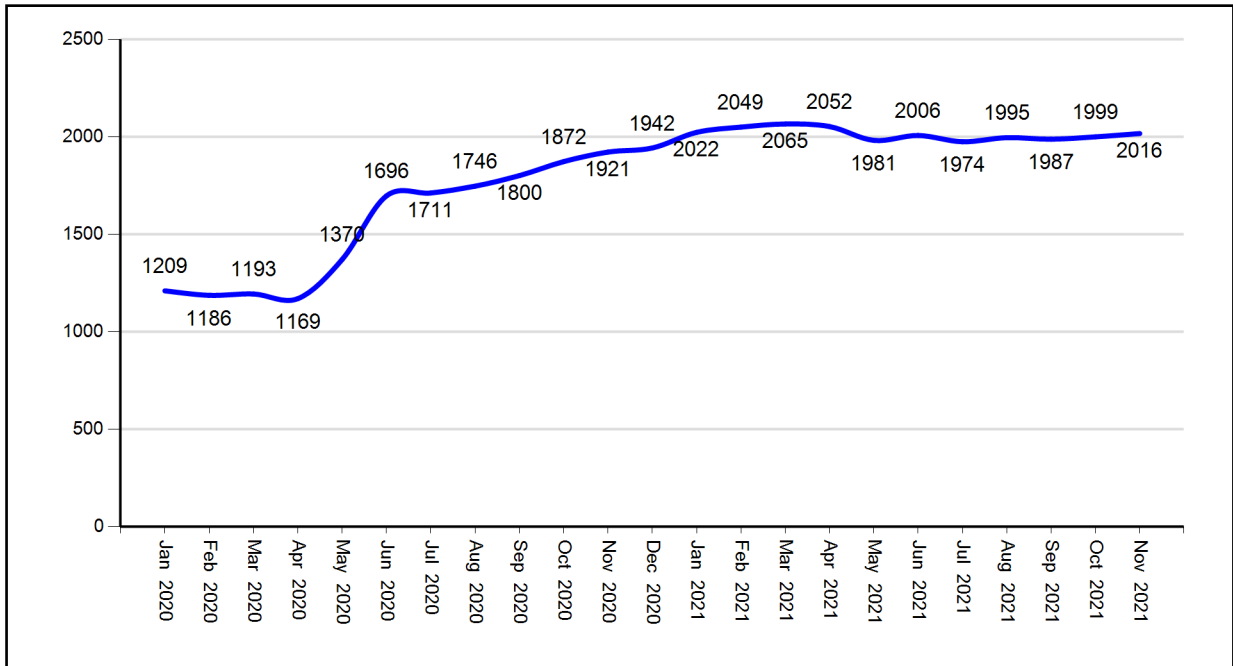
	Count	% of Total
Cases 0-4 Months	1044	30.0%
Cases 5-7 Months	411	11.8%
Cases 8-11 Months	592	17.0%
Cases 12-18 Months*	858	24.6%
Cases Over 18 Months**	576	16.5%
<b>Total</b>	<b>3481</b>	<b>100%</b>

\*12-18 Months: 14 cases that were reopened; 5 cases that were on DA Hold.

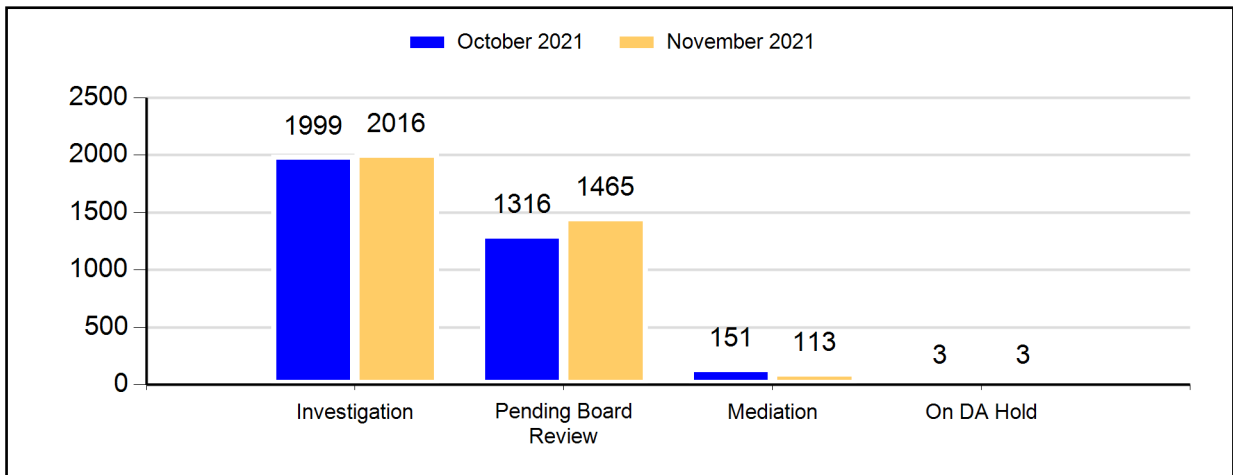
\*\*Over18 Months: 31 cases that were reopened; 5 cases that were on DA Hold.

*An active case is here defined as an investigation; cases in mediation are excluded.*

**Figure 15: Number of Active Investigations (January 2020 - November 2021)**



**Figure 16: Open Docket Analysis**



**Figure 17: Open Docket Analysis with % Change**

	October 2021		November 2021		Change	% Change
	Count	% of Total	Count	% of Total		
Investigations	1999	58%	2016	56%	17	1%
Pending Board Review	1316	38%	1465	41%	149	11%
Mediation	151	4%	113	3%	-38	-25%
On DA Hold	3	0%	3	0%	0	0%
<b>Total</b>	<b>3469</b>		<b>3597</b>		<b>128</b>	<b>4%</b>

# Body Worn Camera Footage Requests

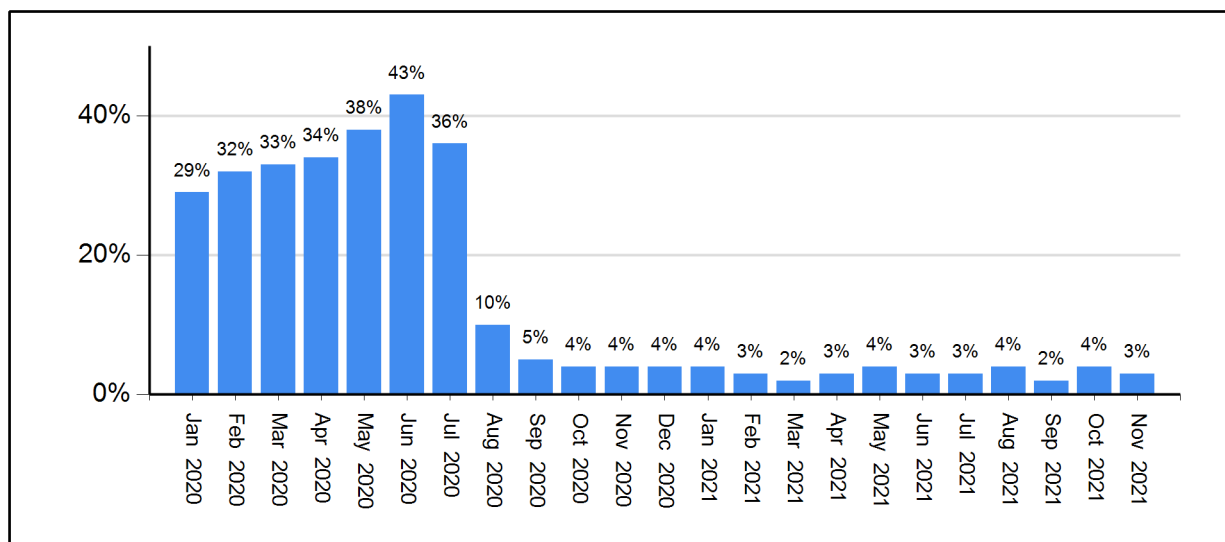
Since the widespread roll out of body worn cameras in 2018, the collection of footage from these cameras has become an integral part of CCRB investigations.

The timeliness of the response to BWC footage requests has a direct impact on the length of time it takes to complete an investigation. The longer it takes to fulfill BWC requests, the longer CCRB investigations remain on the open docket.

**Figure 18: Pending Requests for BWC Footage**

Days Pending	BWC Requests	% of Total
00 <= Days < 30	48	53.9%
30 <= Days < 60	6	6.7%
60 <= Days < 90	1	1.1%
90 >= Days	34	38.2%
<b>Total</b>	<b>89</b>	<b>100%</b>

**Figure 19: Percentage of Open Investigations Docket with Pending BWC Requests (January 2020 - November 2021)**

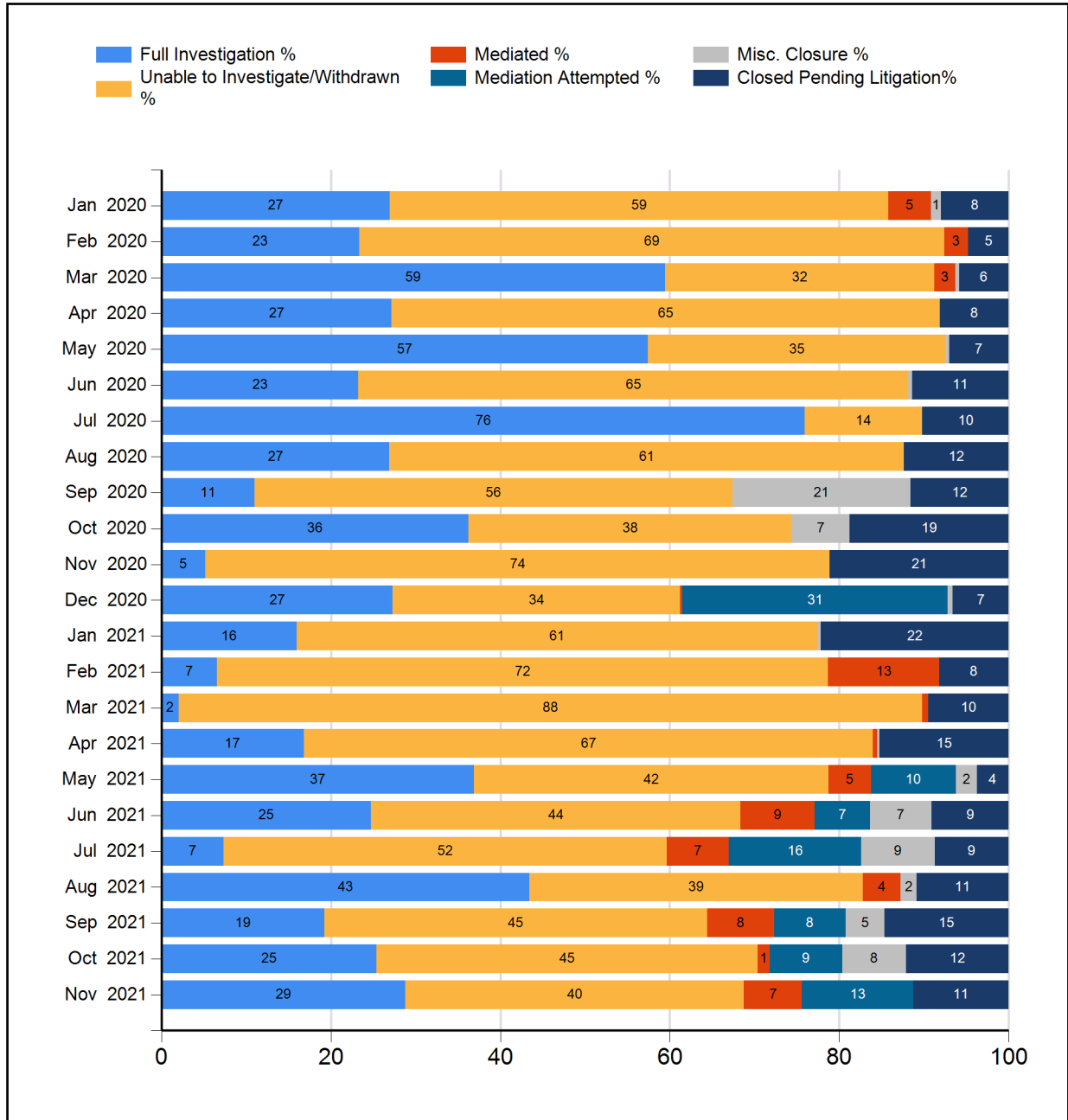


# Closed Cases

## Resolving Cases

In November 2021, the CCRB fully investigated 29% of the cases it closed, and resolved (fully investigated, mediated or mediation attempted) 49% of the cases it closed.

**Figure 20: Case Resolutions (January 2020 - November 2021) (%)**



## Dispositions

Cases fully investigated by the CCRB generally receive one of five outcomes:

- If the alleged misconduct is found to have occurred, based on the preponderance of the evidence, the allegation is closed as **substantiated**.
- If there is not enough evidence to determine whether or not the alleged misconduct occurred, the allegation is closed as **unable to determine**.\*
- If the preponderance of the evidence suggests that the event or alleged act did not occur, the allegation is closed as **unfounded**.
- If the event did occur, but was not improper by a preponderance of evidence, the allegation is closed as **within NYPD guidelines**.\*\*
- If the CCRB was unable to identify any of the officers accused of misconduct, the case is closed as **officer unidentified**.

Additionally, a case might be **mediated**, with the subject officer and complainant discussing the incident in the presence of a neutral third-party moderator, or closed as **mediation attempted**, the designation for a case in which both the officer and the civilian agree to mediate, but the civilian fails to appear twice for the scheduled mediation session or fails to respond to attempts to schedule a mediation session. Finally, a case that cannot be fully investigated because the CCRB was unable to obtain a sworn statement from the complainant/victim is closed as **unable to investigate**.

## Case Abstracts

The following case abstracts are taken from complaints closed this month and serve as examples of what the different CCRB dispositions mean in practice:

### 1. Substantiated

Two subject officers received a 911 call stating that an individual was cursing and threatening her neighbors. The 911 caller described the individual as non-violent, and the 911 dispatcher categorized the individual as an EDP. The two subject officers were the first people to reach the individual's home. The individual came out of her home and approached the subject officers. The subject officers told the individual that someone had called 911 and claimed that she was walking up and down the middle of the street. The individual replied that it was a lie and that she only just returned from the grocery store. EMTs arrived and none of them spoke to the individual. The subject officers told the individual that she was going to be removed to the hospital for evaluation. The individual was handcuffed and removed to the hospital.

NYPD Patrol Guide 221-1 states that officers may take a civilian into protective custody when they reasonably believe that the civilian is apparently mentally ill or emotionally disturbed and is conducting himself in a manner likely to result in a serious injury to himself or others.

Both subject officers were captured on BWC footage – it showed the subject officers declare that the individual was an EDP, that the individual never acted in a violent or threatening manner, and that the two people who were outside when the officers arrived did not witness any dangerous behavior on the part of the individual at the time of the incident. The investigation found that the subject officers did not have grounds to reasonably believe that the individual needed to be taken into protective custody to prevent serious injury to herself or others. The Board substantiated the Abuse of Authority and Discourtesy allegations.

### 2. Unable to Determine

An individual was walking to a subway station when an unmarked black sedan approached him. Two subject officers exited the vehicle and told the individual to put his hands on the unmarked vehicle. The individual complied with the directive as he was informed that he had been jaywalking. The individual was frisked by subject officer 1 who also searched his jacket pockets, removing items from the pocket. Subject officer 1 then moved his hands as if to enter the individual's jeans. The individual asked subject officer 1 what he was doing and subject officer 1 responded "oh you like that?" Subject officer 1 returned the individual's items to

him and the individual asked the subject officers for a business card - subject officer 1 responded that he did not have any and subject officer 2 remained unresponsive to the inquiry. The investigation found that neither subject officer recalled the incident as it had occurred more than a year before they were interviewed. The investigation found NYPD records that showed that subject officer 2 had performed a warrant audit of the individual. The individual vaguely recalled that subject officer 1 had given his shield number and his name. without further corroborating evidence of the incident, the investigation could not determine the validity of the stop or what occurred after. The Board closed the Abuse of Authority and Offensive Language allegations as Unable to Determine.

### **3. Unfounded**

An individual was driving his vehicle when he was pulled over by the subject officer. The individual stated that the subject officer did not obtain Spanish language interpretation services for him when he was pulled over. The incident was captured on the subject officer's BWC. It showed the subject officer and the individual communicating in English and the individual following all the subject officer's directions. Because the individual spoke in full and complete sentences in English as well as understanding and following the subject officer's directions, it was reasonable that the subject officer believed that the individual was not a Limited English Proficient person as outlined by the Patrol Guide Procedure 212-90. The individual also did not request a Spanish speaking officer until he was custody at which point one was provided to him. The Board closed the Abuse of Authority allegation as Unfounded.

### **4. Within NYPD Guidelines**

An individual was standing at the far end of a pharmacy parking lot when the subject officer and other officers reported to location following a 911 call for shoplifting at the pharmacy. The pharmacy's security guard informed the officers that the individual had assaulted him when he had attempted to detain him for robbery. The officers approached the individual and questioned him about what the security guard had alleged. The individual told them that the security guard struck him when he asked him (the individual) to drop a bag. An officer instructed the individual to place his hands behind his back and the individual was handcuffed without incident. The subject officer searched the individual's pockets and stated "I'm just making sure you don't have any fucking, you know, anything bad on you. Guns, knives, and that shit." The incident was captured on BWC. The Board found the subject officer's conduct to be within the Department's guidelines and closed the Discourtesy allegation as being Within NYPD Guidelines.

### **5. Officer Unidentified**

An individual was standing with at least two dozen other individuals on a sidewalk as part of a protest group. The individual observed approximately 20 police officers armed with batons. The officers pushed, both the individual and several other protestors with the batons. The individual took a photograph of the scene moments before she and the other protestors were pushed. The individual was able to identify one of the officers in the photograph as a participant in the pushing of the protestors. The subject officer's nameplate, shield number or identifying features were too difficult to decipher. BWC footage taken around the time and incident location did not provide relevant information concerning the incident. An officer who witnessed the incident stated that he could not identify any of the police officers present, nor who gave the command to use batons to push protestors. The Board closed the Use of Force allegations as Officer Unidentified.

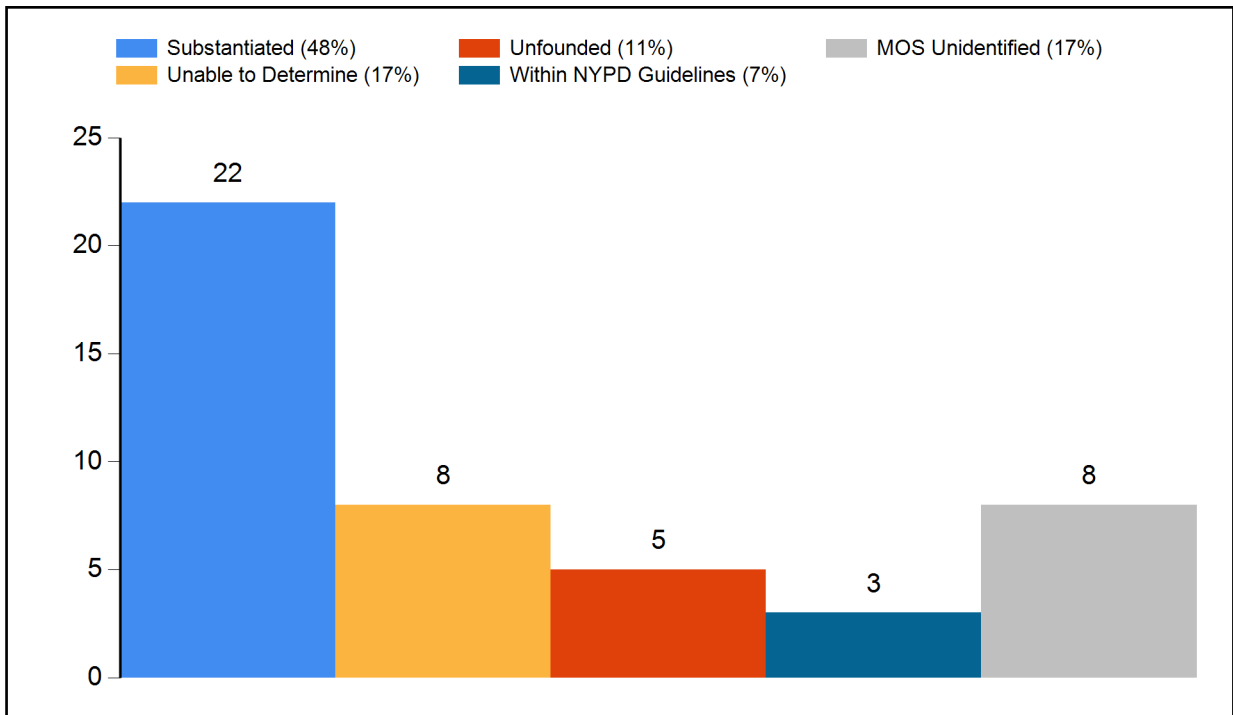
\* Unable to determine is reported to the Commissioner as Unsubstantiated, meaning that there was insufficient evidence to establish whether or not there was an act of misconduct.

\*\* Within NYPD Guidelines is reported to the Commissioner as Exonerated, meaning there was a preponderance of the evidence that the acts alleged occurred but did not constitute misconduct.



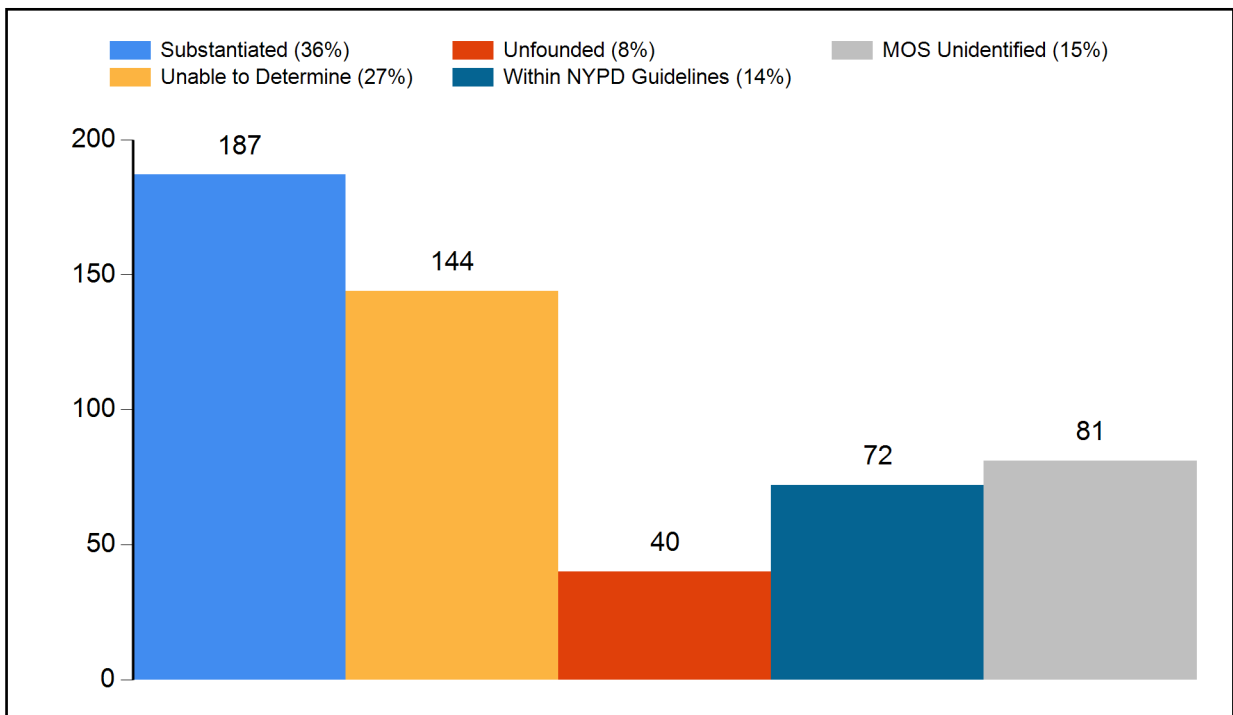
## Dispositions - Full Investigations

**Figure 21: Disposition Counts of Full Investigations (November 2021)**



Due to the reconsideration process, counts are subject to change.

**Figure 22: Disposition Counts of Full Investigations (YTD 2021)**



Due to the reconsideration process, counts are subject to change.

## Dispositions - All CCRB Cases

The following table lists all the CCRB case closures for the current month and year-to-date.

**Figure 23: Disposition of Cases (2020 vs 2021)**

	Nov 2020		Nov 2021		YTD 2020		YTD 2021	
<b>Full Investigations</b>	Count	% of Total	Count	% of Total	Count	% of Total	Count	% of Total
Substantiated	4	40%	22	48%	261	29%	187	36%
Within NYPD Guidelines	1	10%	3	7%	188	21%	72	14%
Unfounded	1	10%	5	11%	85	10%	40	8%
Unable to Determine	4	40%	8	17%	264	30%	144	27%
MOS Unidentified	0	0%	8	17%	88	10%	81	15%
<b>Total - Full Investigations</b>	<b>10</b>		<b>46</b>		<b>886</b>		<b>524</b>	
<b>Mediation Closures</b>	Count	% of Total	Count	% of Total	Count	% of Total	Count	% of Total
Mediated	0	0%	11	34%	29	0%	100	44%
Mediation Attempted	0	0%	21	66%	0	0%	128	0%
<b>Total - ADR Closures</b>	<b>0</b>		<b>32</b>		<b>29</b>		<b>228</b>	
<b>Resolved Case Total</b>	<b>10</b>	<b>5%</b>	<b>78</b>	<b>49%</b>	<b>915</b>	<b>31%</b>	<b>752</b>	<b>31%</b>
<b>Unable to Investigate / Other Closures</b>	Count	% of Total	Count	% of Total	Count	% of Total	Count	% of Total
Complaint withdrawn	30	16%	15	18%	375	19%	326	20%
Unable to Investigate	113	61%	49	60%	1249	62%	945	58%
Closed - Pending Litigation	41	22%	18	22%	311	15%	293	18%
Miscellaneous	0	0%	0	0%	8	0%	13	1%
Administrative closure*	0	0%	0	0%	79	4%	66	4%
<b>Total - Other Case Dispositions</b>	<b>184</b>		<b>82</b>		<b>2022</b>		<b>1643</b>	
<b>Total - Closed Cases</b>	<b>194</b>		<b>160</b>		<b>2937</b>		<b>2395</b>	

\*Administrative closure is a special category that deals with NYPD's Internal Affairs Bureau-referred cases or spin off cases with no complainant/alleged victim, and in which CCRB attempts to locate or identify a complainant/alleged victim has yielded no results.

## Dispositions - FADO Allegations

“Allegations” are different than “cases.” A case or complaint is based on an incident and may contain one or more allegations of police misconduct. The allegation substantiation rate is 25% for the month of November 2021, and the allegation substantiation rate is 21% year-to-date.

**Figure 24: Disposition of Allegations (2020 vs 2021)**

	Nov 2020		Nov 2021		YTD 2020		YTD 2021	
	Count	%of Total	Count	%of Total	Count	%of Total	Count	%of Total
<b>Fully Investigated Allegations</b>								
Substantiated	6	18%	84	25%	660	15%	637	21%
Unable to Determine	7	21%	73	22%	1333	30%	759	26%
Unfounded	12	36%	57	17%	487	11%	261	9%
Within NYPD Guidelines	8	24%	46	14%	1516	34%	747	25%
MOS Unidentified	0	0%	70	21%	521	12%	565	19%
<b>Total - Full Investigations</b>	<b>33</b>		<b>330</b>		<b>4517</b>		<b>2969</b>	
<b>Mediation Closures</b>	Count	%of Total	Count	%of Total	Count	%of Total	Count	%of Total
Mediated	0	0%	42	35%	76	100%	272	41%
Mediation Attempted	0	0%	78	65%	0	0%	396	0%
<b>Total - ADR Closures</b>	<b>0</b>		<b>120</b>		<b>76</b>		<b>668</b>	
<b>Unable to Investigate / Other Closures</b>	Count	%of Total	Count	%of Total	Count	%of Total	Count	%of Total
Complaint withdrawn	77	17%	35	15%	997	18%	836	17%
Unable to Investigate	258	58%	121	52%	3462	61%	2592	53%
Closed - Pending Litigation	113	25%	72	31%	1049	18%	1136	23%
Miscellaneous	0	0%	5	2%	83	1%	105	2%
Administrative closure	0	0%	0	0%	100	2%	194	4%
<b>Total - Other Case Dispositions</b>	<b>448</b>		<b>233</b>		<b>5691</b>		<b>4863</b>	
<b>Total - Closed Allegations</b>	<b>481</b>		<b>683</b>		<b>10284</b>		<b>8501</b>	

**Figure 25: Disposition of Allegations By FADO Category (November 2021)**

	Substantiated	Unable to Determine	Within NYPD Guidelines	Unfounded	Officers Unidentified	Total
Force	9 13%	7 10%	12 17%	13 18%	31 43%	72 100%
Abuse of Authority	49 28%	55 31%	29 16%	20 11%	23 13%	176 100%
Discourtesy	15 26%	7 12%	5 9%	18 31%	13 22%	58 100%
Offensive Language	6 32%	4 21%	0 0%	6 32%	3 16%	19 100%
Total	79 24%	73 22%	46 14%	57 18%	70 22%	325 100%

**Figure 26: Disposition of Allegations By FADO Category (YTD 2021)**

	Substantiated	Unable to Determine	Within NYPD Guidelines	Unfounded	Officers Unidentified	Total
Force	113 12%	212 23%	239 26%	77 8%	280 30%	921 100%
Abuse of Authority	348 24%	391 27%	436 30%	112 8%	182 12%	1469 100%
Discourtesy	113 25%	119 27%	71 16%	56 13%	85 19%	444 100%
Offensive Language	42 39%	31 29%	1 1%	16 15%	18 17%	108 100%
Total	616 21%	753 26%	747 25%	261 9%	565 19%	2942 100%

## Dispositions - Untruthful Statement Allegations

Following the 2019 passage of Ballot Question #2 and the subsequent City Charter Revision, CCRB’s jurisdiction was expanded to include untruthful material statements made by police officers. As a result, CCRB added a new “Untruthful Statement” category of allegations.

There are four specific allegations in the new “Untruthful Statement” category: 1) False official statement, 2) Misleading official statement, 3) Inaccurate official statement and 4) Impeding an investigation.

**Figure 27: Disposition of Untruthful Statement Allegations (November 2021)**

Untruthful Statement Allegation	Substantiated		Within NYPD Guidelines		Unable to Determine		Unfounded		Administrative Closure		Other	
	Count	%	Count	%	Count	%	Count	%	Count	%	Count	%
False official statement	2	100%	0	0%	0	0%	0	0%	0	0%	0	0%
Misleading official statement	1	100%	0	0%	0	0%	0	0%	0	0%	0	0%
Inaccurate official statement	0	0.0%	0	0.0%	0	0.0%	0	0.0%	0	0.0%	0	0.0%
Impeding an investigation	2	100%	0	0%	0	0%	0	0%	0	0%	0	0%
<b>Total</b>	<b>5</b>	<b>100%</b>	<b>0</b>	<b>0%</b>	<b>0</b>	<b>0%</b>	<b>0</b>	<b>0%</b>	<b>0</b>	<b>0%</b>	<b>0</b>	<b>0%</b>

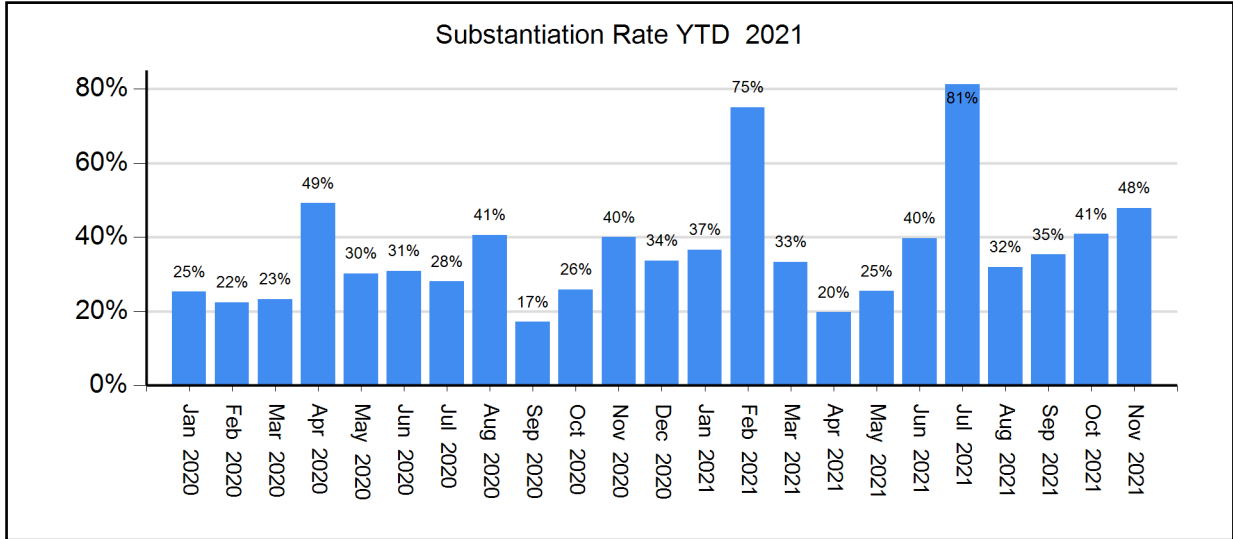
**Figure 28: Disposition of Untruthful Statement Allegations (YTD 2021)**

Untruthful Statement Allegation	Substantiated		Within NYPD Guidelines		Unable to Determine		Unfounded		Administrative Closure		Other	
	Count	%	Count	%	Count	%	Count	%	Count	%	Count	%
False official statement	13	86.7%	0	0%	2	13.3%	0	0%	0	0%	0	0%
Misleading official statement	5	55.6%	0	0%	4	44.4%	0	0%	0	0%	0	0%
Inaccurate official statement	1	100%	0	0%	0	0%	0	0%	0	0%	0	0%
Impeding an investigation	2	100%	0	0%	0	0%	0	0%	0	0%	0	0%
<b>Total</b>	<b>21</b>	<b>77.8%</b>	<b>0</b>	<b>0%</b>	<b>6</b>	<b>22.2%</b>	<b>0</b>	<b>0%</b>	<b>0</b>	<b>0%</b>	<b>0</b>	<b>0%</b>

## Substantiation Rates

The November 2021 case substantiation rate was 48%.

**Figure 29: Percentage of Cases Substantiated (January 2020 - November 2021)**

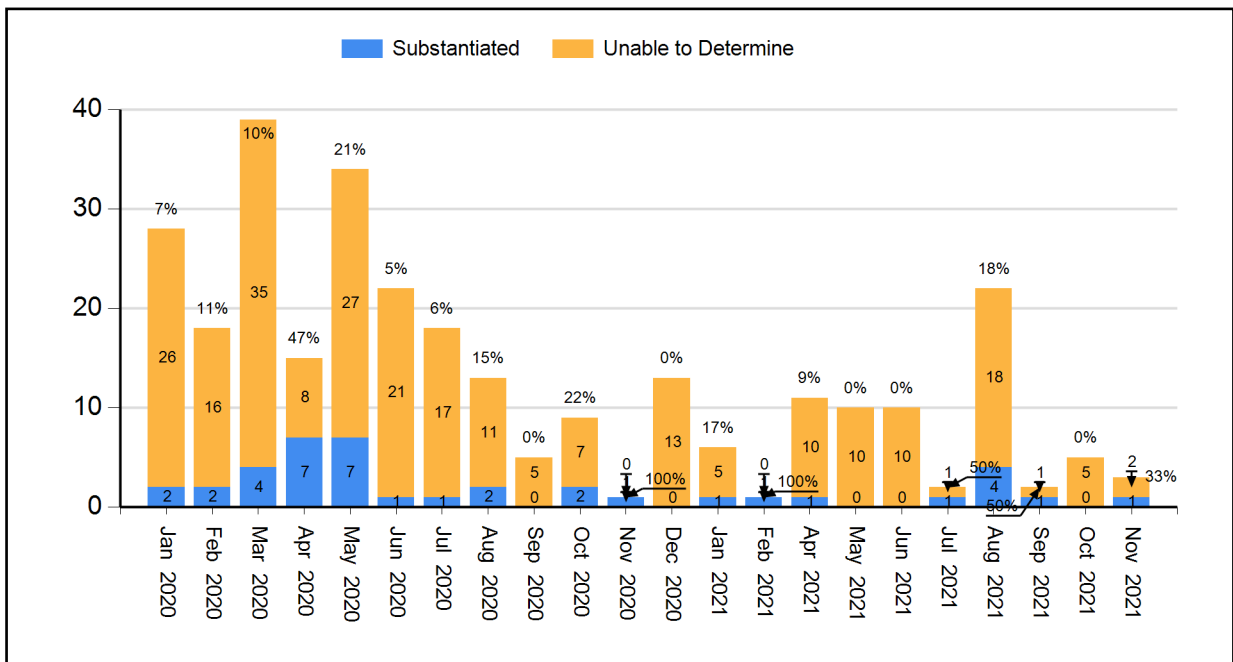


Due to the reconsideration process, counts are subject to change.

## Substantiation Rates and Video

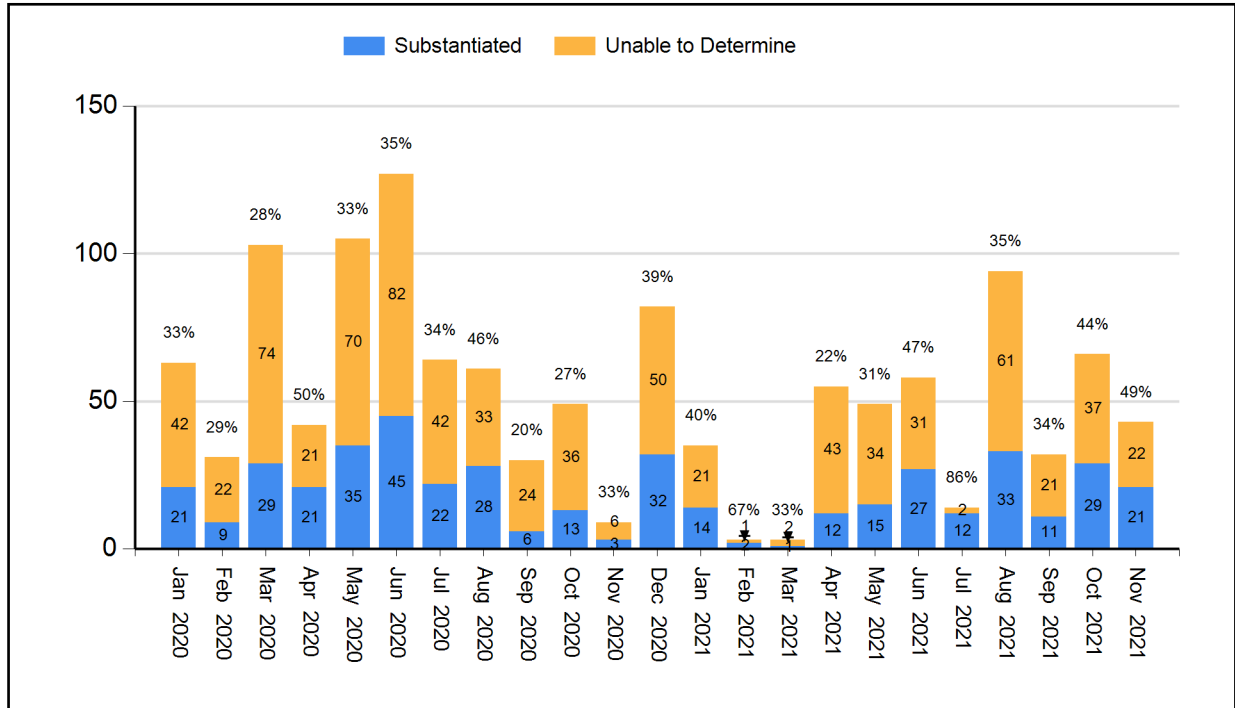
In general, investigations relying on video evidence from security cameras or personal devices result in much higher substantiation rates.

**Figure 30: Substantiation Rates for Full Investigations without Video (Jan 2021 - Nov 2021) (% substantiated shown)**



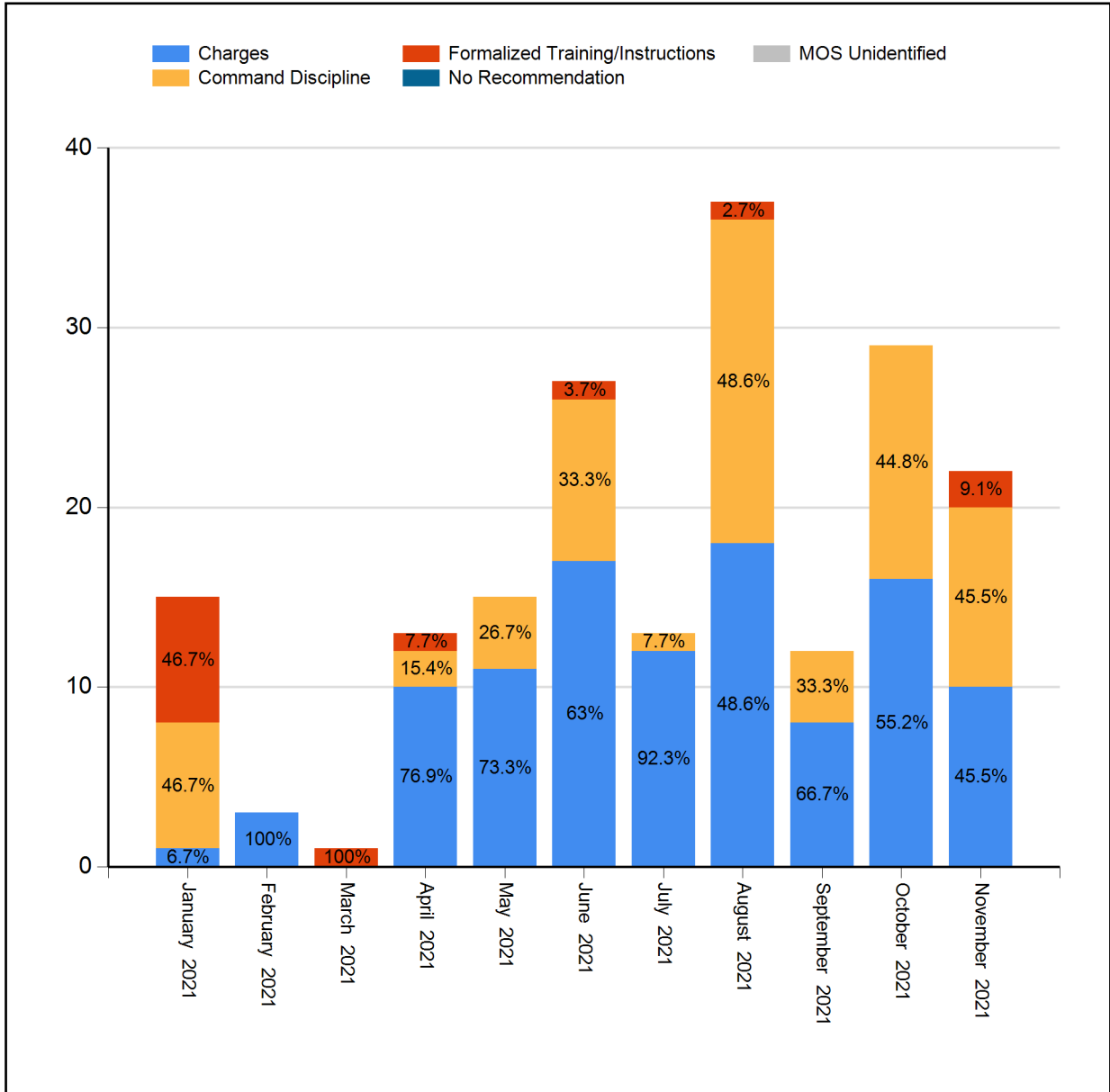
Due to the reconsideration process, counts are subject to change.

**Figure 31: Substantiation Rates for Full Investigations with Video (Jan 2021 - Nov 2021)  
(% substantiated shown)**



Due to the reconsideration process, counts are subject to change.

**Figure 32: Disposition of Substantiated Complaints\* (2021)**



Due to the reconsideration process, counts are subject to change.

\* A substantiated complaint may contain a number of substantiated allegations with different dispositions. To determine the disposition associated with the complaint as a whole, the CCRB uses the most severe of the substantiated allegation dispositions. The order of severity is: 1) Charges 2) Command Discipline 3) Formalized Training 4) Instructions.



## Board Discipline Recommendations for Substantiated Officers

After a CCRB investigative team has completed its investigation, a panel of Board members determines whether to substantiate the allegation(s) and make a disciplinary recommendation against the officer(s).

- “Charges and Specifications” are the most severe form of discipline. A decision to assign Charges commences a process that may result in an administrative trial in the NYPD Trial Room. An officer may lose vacation days, be suspended, or be terminated if the officer is found guilty.
- “Command Discipline B” and "Command Discipline A" are recommended for misconduct that is moderately serious. An officer can lose up to ten vacation days as a result of Command Discipline B and up to five vacation days as a result of Command Discipline A.
- “Formalized Training” and “Instructions\*” are the least severe discipline, often recommended for officers who misunderstand a policy. This determination results in training at the Police Academy or NYPD Legal Bureau (Formalized Training) or training at the command level (Instructions\*).
- When the Board has recommended Instructions\*, Formalized Training or Command Discipline, the case is sent to the NYPD Commissioner to impose training and/or other penalties. Cases where the Board recommends charges are prosecuted by the CCRB’s Administrative Prosecution Unit.

**Figure 33: Board Discipline Recommendations for Officers with Substantiated Allegations\*\*  
(Nov 2020, Nov 2021, YTD 2020, YTD 2021)**

Disposition	November 2020		November 2021		YTD 2020		YTD 2021	
	Count	%	Count	%	Count	%	Count	%
Charges	1	25%	15	45%	31	8%	155	49%
Command Discipline B	0	0%	3	9%	45	11%	53	17%
Command Discipline A	3	75%	12	36%	83	21%	83	26%
Formalized Training	0	0%	3	9%	93	24%	20	6%
Instructions	0	0%	0	0%	142	36%	6	2%
<b>Total</b>	<b>4</b>		<b>33</b>		<b>394</b>		<b>317</b>	

Due to the reconsideration process, counts are subject to change.

\*With the adoption of the NYPD Disciplinary Matrix on 03/15/2021, the CCRB no longer issues Instructions as a Board Discipline Recommendation.

\*\* The Board issues a separate Board Discipline Recommendation for each officer in a complaint against whom an allegation is substantiated.

Prior to the CCRB's adoption of the NYPD's Disciplinary Matrix on 03/15/2021, the Board Discipline Recommendation for each officer was determined by the most severe disposition of the allegation(s) substantiated against the officer, with the order of severity as follows: 1. Charges 2. Command Discipline B 3. Command Discipline A 4. Formalized Training 5. Instructions.

Following the adoption of the NYPD Disciplinary Matrix on 03/15/2021, the Board Discipline Recommendation for each officer is determined by the sum of the Matrix penalty days associated with the allegation(s) substantiated against the officer as follows: 1. Charges (penalty days >= 11) 2. Command Discipline B (6 <= penalty days <= 10) 3. Command Discipline A (1 <= penalty days <= 5) 4. Formalized Training ( 0 < penalty days < 1)

**Figure 34: Substantiated Allegations By Borough and NYPD Precinct (November 2021)**

The figures in this table reflect all substantiated allegations for each MOS.

Board Disposition	FADO Category	Allegation	Precinct of Occurrence	Borough of Occurrence
Substantiated (Command Discipline B)	Abuse of Authority	Threat of arrest	5	Manhattan
Substantiated (Charges)	Discourtesy	Word	10	Manhattan
Substantiated (Charges)	Force	Police shield	10	Manhattan
Substantiated (Charges)	Force	Physical force	13	Manhattan
Substantiated (Charges)	Untruthful Statement	Misleading official statement	13	Manhattan
Substantiated (Charges)	Abuse of Authority	Untruthful Statement	30	Manhattan
Substantiated (Charges)	Abuse of Authority	Enforcement Action	30	Manhattan
Substantiated (Charges)	Force	Physical force	30	Manhattan
Substantiated (Command Discipline A)	Abuse of Authority	Entry of Premises	34	Manhattan
Substantiated (Command Discipline A)	Abuse of Authority	Entry of Premises	34	Manhattan
Substantiated (Command Discipline A)	Abuse of Authority	Threat of arrest	34	Manhattan
Substantiated (Charges)	Abuse of Authority	Threat of force (verbal or physical)	40	Bronx
Substantiated (Charges)	Abuse of Authority	Stop	40	Bronx
Substantiated (Charges)	Abuse of Authority	Stop	40	Bronx
Substantiated (Charges)	Abuse of Authority	Stop	40	Bronx
Substantiated (Charges)	Abuse of Authority	Stop	40	Bronx
Substantiated (Charges)	Abuse of Authority	Stop	40	Bronx
Substantiated (Charges)	Abuse of Authority	Stop	40	Bronx
Substantiated (Command Discipline A)	Discourtesy	Word	45	Bronx
Substantiated (Formalized Training)	Abuse of Authority	Entry of Premises	50	Bronx
Substantiated (Formalized Training)	Abuse of Authority	Search (of person)	52	Bronx
Substantiated (Charges)	Abuse of Authority	Threat of force (verbal or physical)	68	Brooklyn
Substantiated (Charges)	Discourtesy	Word	68	Brooklyn
Substantiated (Charges)	Abuse of Authority	Refusal to obtain medical treatment	70	Brooklyn
Substantiated (Charges)	Discourtesy	Action	70	Brooklyn
Substantiated (Charges)	Force	Pepper spray	70	Brooklyn
Substantiated (Command Discipline A)	Force	Physical force	70	Brooklyn
Substantiated (Command Discipline B)	Abuse of Authority	Retaliatory summons	72	Brooklyn
Substantiated (Command Discipline B)	Abuse of Authority	Entry of Premises	75	Brooklyn
Substantiated (Command Discipline B)	Abuse of Authority	Entry of Premises	75	Brooklyn
Substantiated (Command Discipline B)	Abuse of Authority	Property damaged	75	Brooklyn
Substantiated (Command Discipline B)	Abuse of Authority	Search of Premises	75	Brooklyn
Substantiated (Command Discipline B)	Abuse of Authority	Search of Premises	75	Brooklyn
Substantiated (Command Discipline B)	Abuse of Authority	Failure to provide RTKA card	75	Brooklyn
Substantiated (Command Discipline B)	Abuse of Authority	Failure to provide RTKA card	75	Brooklyn
Substantiated (Charges)	Discourtesy	Word	75	Brooklyn
Substantiated (Charges)	Discourtesy	Word	75	Brooklyn
Substantiated (Command Discipline A)	Discourtesy	Word	75	Brooklyn
Substantiated (Charges)	Offensive Language	Other	75	Brooklyn
Substantiated (Charges)	Abuse of Authority	Property damaged	76	Brooklyn
Substantiated (Charges)	Abuse of Authority	Property damaged	76	Brooklyn
Substantiated (Charges)	Abuse of Authority	Other	76	Brooklyn
Substantiated (Charges)	Abuse of Authority	Other	76	Brooklyn
Substantiated (Charges)	Abuse of Authority	Other	76	Brooklyn
Substantiated (Charges)	Abuse of Authority	Other	76	Brooklyn
Substantiated (Charges)	Abuse of Authority	Other	76	Brooklyn
Substantiated (Charges)	Abuse of Authority	Other	76	Brooklyn
Substantiated (Charges)	Abuse of Authority	Other	76	Brooklyn
Substantiated (Charges)	Abuse of Authority	Other	76	Brooklyn

<b>Board Disposition</b>	<b>FADO Category</b>	<b>Allegation</b>	<b>Precinct of Occurrence</b>	<b>Borough of Occurrence</b>
Substantiated (Charges)	Abuse of Authority	Other	76	Brooklyn
Substantiated (Charges)	Abuse of Authority	Frisk	76	Brooklyn
Substantiated (Charges)	Abuse of Authority	Frisk	76	Brooklyn
Substantiated (Charges)	Abuse of Authority	Frisk	76	Brooklyn
Substantiated (Charges)	Abuse of Authority	Search (of person)	76	Brooklyn
Substantiated (Charges)	Abuse of Authority	Search (of person)	76	Brooklyn
Substantiated (Charges)	Abuse of Authority	Search (of person)	76	Brooklyn
Substantiated (Charges)	Abuse of Authority	Stop	76	Brooklyn
Substantiated (Charges)	Abuse of Authority	Stop	76	Brooklyn
Substantiated (Charges)	Abuse of Authority	Interference with recording	76	Brooklyn
Substantiated (Charges)	Discourtesy	Word	76	Brooklyn
Substantiated (Charges)	Discourtesy	Word	76	Brooklyn
Substantiated (Charges)	Discourtesy	Other	76	Brooklyn
Substantiated (Charges)	Discourtesy	Other	76	Brooklyn
Substantiated (Charges)	Discourtesy	Other	76	Brooklyn
Substantiated (Charges)	Discourtesy	Other	76	Brooklyn
Substantiated (Charges)	Discourtesy	Other	76	Brooklyn
Substantiated (Charges)	Force	Gun Pointed	76	Brooklyn
Substantiated (Charges)	Force	Vehicle	76	Brooklyn
Substantiated (Charges)	Offensive Language	Other	76	Brooklyn
Substantiated (Charges)	Offensive Language	Other	76	Brooklyn
Substantiated (Charges)	Offensive Language	Other	76	Brooklyn
Substantiated (Charges)	Offensive Language	Other	76	Brooklyn
Substantiated (Charges)	Offensive Language	Other	76	Brooklyn
Substantiated (Charges)	Abuse of Authority	Threat of force (verbal or physical)	78	Brooklyn
Substantiated (Charges)	Abuse of Authority	Property damaged	78	Brooklyn
Substantiated (Charges)	Untruthful Statement	False official statement	78	Brooklyn
Substantiated (Charges)	Untruthful Statement	False official statement	78	Brooklyn
Substantiated (Charges)	Untruthful Statement	Impeding an investigation	78	Brooklyn
Substantiated (Charges)	Untruthful Statement	Impeding an investigation	78	Brooklyn
Substantiated (Command Discipline A)	Abuse of Authority	Refusal to provide shield number	88	Brooklyn
Substantiated (Command Discipline A)	Discourtesy	Word	90	Brooklyn
Substantiated (Charges)	Force	Physical force	109	Queens
Substantiated (Charges)	Force	Physical force	109	Queens
Substantiated (Command Discipline A)	Abuse of Authority	Forcible Removal to Hospital	120	Staten Island
Substantiated (Command Discipline A)	Abuse of Authority	Forcible Removal to Hospital	120	Staten Island

## Unable to Investigate and Withdrawn Complaints

When the CCRB is unable to obtain a sworn statement from the complainant/alleged victim, the case is closed as unable to investigate. When the complainant/alleged victim asks that their complaint be withdrawn, the case is closed as withdrawn.

**Figure 35: Unable to Investigate and Withdrawn Allegations (November 2021)**

	Withdrawn	Unable to Investigate	Total
Untruthful Statement	0	0	0
Force	5	42	47
Abuse of Authority	23	60	83
Discourtesy	7	14	21
Offensive Language	0	5	5
<b>Total</b>	35	121	156

**Figure 36: Unable to Investigate and Withdrawn CCRB Complaints (November 2021)**

	Withdrawn	Unable to Investigate	Total
<b>Total</b>	15	49	64

**Figure 37: Unable to Investigate and Withdrawn Allegations (YTD 2021)**

	Withdrawn	Unable to Investigate	Total
Untruthful Statement	0	0	0
Force	163	775	938
Abuse of Authority	566	1528	2094
Discourtesy	92	208	300
Offensive Language	15	81	96
<b>Total</b>	836	2592	3428

**Figure 38: Unable to Investigate and Withdrawn CCRB Complaints (YTD 2021)**

	Withdrawn	Unable to Investigate	Total
<b>Total</b>	326	945	1271

## Complaints Against Officers Assigned to Police Service Areas

The Police Service Areas (PSA) are commands that police New York City Housing Developments throughout the five boroughs. PSA complaints are defined as complaints that contain at least one FADO allegation against an officer assigned to a PSA command.

**Figure 39: PSA Complaints Closed as % of Total Complaints Closed**

	Nov 2020	Nov 2021	YTD 2020	YTD 2021
PSA Complaints	6	9	136	113
Total Complaints	194	160	2937	2395
PSA Complaints as % of Total	3.1%	5.6%	4.6%	4.7%

A single PSA complaint may contain allegations against multiple officers assigned to multiple PSA commands. The following table breaks out the different PSAs and shows the number of officers assigned to each PSA against whom FADO allegations have been made.

**Figure 40: Closed Complaints Against Officers Assigned to a PSA**

	Nov 2020	Nov 2021	YTD 2020	YTD 2021
PSA 1	2	0	19	21
PSA 2	7	4	37	38
PSA 3	0	1	29	20
PSA 4	0	0	24	6
PSA 5	1	2	22	26
PSA 6	2	4	25	10
PSA 7	0	4	76	50
PSA 8	0	1	15	23
PSA 9	0	0	14	12
Total	12	16	261	206

Complaints typically contain more than one allegation. The following table shows the allegations made against officers assigned to PSA commands broken out by FADO type.

**Figure 41: Closed Allegations Against Officers Assigned to a PSA by FADO Type**

	Nov 2020		Nov 2021		YTD 2020		YTD 2021	
	Count	% of Total	Count	% of Total	Count	% of Total	Count	% of Total
Force (F)	6	38%	9	45%	105	31%	114	42%
Abuse of Authority (A)	5	31%	9	45%	174	52%	117	43%
Discourtesy (D)	4	25%	1	5%	46	14%	29	11%
Offensive Language (O)	1	6%	1	5%	12	4%	9	3%
Total	16	100%	20	100%	337	101%	269	99%

## Dispositions of Officers Assigned to PSAs

The following tables show the Board disposition of officers assigned to a PSA with a FADO allegation made against them.

**Figure 42: Disposition of PSA Officers (2020 vs 2021)**

	Nov 2020		Nov 2021		YTD 2020		YTD 2021	
	Count	%of Total	Count	%of Total	Count	%of Total	Count	%of Total
<b>Full Investigations</b>								
Substantiated	0	0%	1	25%	21	20%	12	29%
Within NYPD Guidelines	1	100%	0	0%	36	35%	10	24%
Unfounded	0	0%	1	25%	15	14%	5	12%
Unable to Determine	0	0%	2	50%	28	27%	14	34%
MOS Unidentified	0	0%	0	0%	4	4%	0	0%
<b>Total - Full Investigations</b>	<b>1</b>		<b>4</b>		<b>104</b>		<b>41</b>	
<b>Mediation Closures</b>	Count	%of Total	Count	%of Total	Count	%of Total	Count	%of Total
Mediated	0	0%	0	0%	2	100%	2	10%
Mediation Attempted	0	0%	7	100%	0	0%	19	90%
<b>Total - ADR Closures</b>	<b>0</b>		<b>7</b>		<b>2</b>		<b>21</b>	
<b>Resolved Case Total</b>	<b>1</b>	<b>8%</b>	<b>11</b>	<b>69%</b>	<b>106</b>	<b>41%</b>	<b>62</b>	<b>30%</b>
<b>Unable to Investigate / Other Closures</b>	Count	%of Total	Count	%of Total	Count	%of Total	Count	%of Total
Complaint withdrawn	0	0%	0	0%	24	15%	18	12%
Unable to Investigate	5	45%	0	0%	98	63%	89	62%
Closed - Pending Litigation	6	55%	5	100%	30	19%	33	23%
Miscellaneous	0	0%	0	0%	0	0%	3	2%
Administrative closure*	0	0%	0	0%	3	2%	1	1%
<b>Total - Other Case Dispositions</b>	<b>11</b>		<b>5</b>		<b>155</b>		<b>144</b>	
<b>Total - Closed Cases</b>	<b>12</b>		<b>16</b>		<b>261</b>		<b>206</b>	

\*Administrative closure is a special category that deals with NYPD's Internal Affairs Bureau-referred cases or spin off cases with no complainant/alleged victim, and in which CCRB attempts to locate or identify a complainant/alleged victim has yielded no results.

## Mediation Unit

Whenever mediation between a complainant/alleged victim and subject officer is suitable, it is offered by CCRB investigators. If the complainant/alleged victim and subject officer both agree to participate, a neutral, third-party mediator facilitates a conversation between the parties. “Mediation Attempted” refers to a situation in which an officer agrees to mediate and the complainant becomes unavailable (after the complainant initially agreed to mediation). The chart below indicates the number of mediations and attempted mediations in November and this year.

**Figure 43: Mediated Complaints Closed**

	November 2021			YTD 2021		
	Mediated	Mediation Attempted	Total	Mediated	Mediation Attempted	Total
Mediated Complaints	11	21	32	100	128	228

**Figure 44: Mediated FADO Allegations Closed**

	November 2021			YTD 2021		
	Mediated	Mediation Attempted	Total	Mediated	Mediation Attempted	Total
Force	4	5	9	15	26	41
Abuse of Authority	34	63	97	208	307	515
Discourtesy	4	10	14	38	50	88
Offensive Language	0	0	0	11	13	24
Untruthful Statement	0	0	0	0	0	0
Total	42	78	120	272	396	668

**Figure 45: Mediated Complaints By Borough (November 2021)**

	Mediations
	0
Bronx	1
Brooklyn	6
Manhattan	2
Queens	1
Staten Island	0

**Figure 46: Mediated Allegations By Borough (November 2021)**

	Mediations
Bronx	4
Brooklyn	18
Manhattan	12
Queens	7
Staten Island	0

**Figure 47: Mediated Complaints By Precinct  
(Nov 2021 - YTD 2021)**

Precinct	Nov 2021	YTD 2021	Precinct	Nov 2021	YTD 2021
0	1	1	63	1	2
5	0	2	67	1	1
9	1	2	68	0	2
10	0	2	70	0	4
14	0	3	71	0	4
17	0	1	72	0	1
18	0	4	73	1	4
19	1	2	75	1	3
23	0	1	76	0	1
25	0	2	77	1	4
28	0	1	79	0	5
32	0	1	81	0	2
34	0	1	84	0	3
40	0	1	88	0	2
41	1	3	90	1	2
42	0	1	100	0	1
44	0	3	102	0	4
45	0	1	103	1	4
47	0	1	104	0	1
48	0	2	105	0	2
50	0	1	113	0	1
52	0	3	115	0	2
61	0	1	120	0	1
62	0	1	122	0	3

**Figure 48: Mediated Allegations By Precinct  
(Nov 2021 - YTD 2021)**

Precinct	Nov 2021	YTD 2021	Precinct	Nov 2021	YTD 2021
0	1	1	63	1	3
5	0	5	67	1	1
9	10	17	68	0	3
10	0	2	70	0	6
14	0	9	71	0	16
17	0	5	72	0	4
18	0	9	73	2	8
19	2	6	75	4	8
23	0	1	76	0	3
25	0	3	77	8	24
28	0	4	79	0	16
32	0	2	81	0	7
34	0	1	84	0	6
40	0	1	88	0	7
41	4	14	90	2	3
42	0	3	100	0	3
44	0	6	102	0	9
45	0	1	103	7	12
47	0	1	104	0	2
48	0	5	105	0	3
50	0	2	113	0	14
52	0	5	115	0	4
61	0	1	120	0	1
62	0	1	122	0	4



# Administrative Prosecution Unit

The CCRB’s Administrative Prosecution Unit (APU) prosecutes police misconduct cases when the Board has recommended charges, in the NYPD Trial Room. The APU is also able to offer pleas to officers who admit guilt rather than going to trial. Following a plea agreement or the conclusion of a disciplinary trial, cases are sent to the Police Commissioner for final penalties.

**Figure 49: Administrative Prosecution Unit Case Closures**

Disposition Category	Prosecution Disposition	Nov 2021	YTD 2021
Disciplinary Action	Not guilty after trial but Discipline Imposed	0	0
	Guilty after trial	2	15
	Trial verdict dismissed by PC, Comm. Disc. A imposed	0	0
	Trial verdict dismissed by PC, Comm. Disc. B imposed	0	0
	Trial verdict dismissed by PC, Formalized Training imposed	0	0
	Trial verdict dismissed by PC, Instructions imposed	0	0
	Trial verdict reversed by PC, Final verdict Guilty	0	0
	Resolved by plea	0	4
	Plea set aside, Comm. Disc. B	0	0
	Plea set aside, Comm. Disc. A	0	0
	Plea set aside, Formalized Training	0	0
	Plea set aside, Instructions	0	0
	*Retained, with discipline	0	1
	<b>Disciplinary Action Total</b>	<b>2</b>	<b>20</b>
No Disciplinary Action	Not guilty after trial	1	5
	Trial verdict reversed by PC, Final verdict Not Guilty	3	4
	Plea set aside, Without discipline	0	0
	**Retained, without discipline	0	1
	Dismissed by APU	0	0
	SOL Expired in APU	0	0
	<b>No Disciplinary Action Total</b>	<b>4</b>	<b>10</b>
Not Adjudicated	Charges not served	0	0
	Deceased	0	0
	Other	0	1
	***Previously adjudicated, with discipline	1	4
	***Previously adjudicated, without discipline	0	0
	†Reconsidered by CCRB Board	0	0
	Retired	0	6
	SOL Expired prior to APU	0	0
	<b>Not Adjudicated Total</b>	<b>1</b>	<b>11</b>
<b>Total Closures</b>	<b>7</b>	<b>41</b>	

\*Retained cases are those in which the Department kept jurisdiction pursuant to Section 2 of the April 2, 2012 Memorandum of Understanding between the NYPD and the CCRB.

\*\* When the Department keeps jurisdiction pursuant to Section 2 and does not impose any discipline on the officer, it is the equivalent of a category referred to as "Department Unable to Prosecute" (DUP). Cases are referred to as DUP when the department decides that it will not discipline an officer against whom the Board recommended discipline other than charges.

\*\*\* In some cases, the Department conducts its own investigation and prosecution prior to the completion of the CCRB's investigation. In those cases, the APU does not conduct a second prosecution.

† Under the Board's reconsideration process, an officer who has charges recommended as the penalty for a substantiated allegation may have the recommended penalty changed to something other than charges or have the disposition changed to something other than substantiated. In those cases, the APU ceases its prosecution.

# NYPD Discipline

Under the New York City Charter, the Police Commissioner makes the final decision regarding discipline and the outcome of disciplinary trials.

The first chart reflects NYPD-imposed discipline for cases brought by the APU (Charges).

The chart on the following page reflects cases referred to the Police Commissioner where the Board recommended Command Discipline, Formalized Training or Instructions.

**Figure 50: NYPD Discipline Imposed for Adjudicated APU Cases**

<b>Discipline*</b>	<b>November 2021</b>	<b>YTD 2021</b>
Terminated	0	0
Suspension for or loss of vacation time of 31 or more days and/or Dismissal Probation	2	4
Suspension for or loss of vacation time of 21 to 30 days	0	0
Suspension for or loss of vacation time of 11 to 20 days	0	2
Suspension for or loss of vacation time of 1 to 10 days	0	13
Command Discipline B	0	0
Command Discipline A	0	0
Formalized Training**	0	0
Instructions***	0	0
Warned & Admonished/Reprimanded	0	0
<b>Disciplinary Action† Total</b>	<b>2</b>	<b>19</b>
No Disciplinary Action†	4	10
<b>Adjudicated Total</b>	<b>6</b>	<b>29</b>
<b>Discipline Rate</b>	<b>33%</b>	<b>66%</b>
Not Adjudicated† Total	1	11
<b>Total Closures</b>	<b>7</b>	<b>40</b>

\*Where more than one penalty is imposed on a respondent, it is reported under the more severe penalty.

\*\* Formalized training is conducted by the Police Academy, the NYPD Legal Bureau, or other NYPD Unit.

\*\*\* Instructions are conducted at the command level.

† The case closure types that define the "Disciplinary Action", "No Disciplinary Action" and "Not Adjudicated" categories are listed in Figure 43 on the previous page.

**Figure 51: NYPD Discipline Imposed for Non-APU Cases**

<b>Disposition</b>	<b>Disposition Type*</b>	<b>October 2021</b>	<b>YTD 2021</b>
Disciplinary Action	Terminated	0	0
	Suspension for or loss of vacation time of 31 or more days and/or Dismissal Probation	0	0
	Suspension for or loss of vacation time of 21 to 30 days	0	1
	Suspension for or loss of vacation time of 11 to 20 days	0	0
	Suspension for or loss of vacation time of 1 to 10 days	0	16
	Command Discipline B	2	15
	Command Discipline A	10	64
	Formalized Training**	9	76
	Instructions***	0	42
	Warned & admonished/Reprimanded	0	0
	<b>Total</b>	<b>21</b>	<b>214</b>
No Disciplinary Action	Filed ††	2	7
	SOL Expired	0	1
	Department Unable to Prosecute†††	7	11
	No Finding ††††	3	14
	<b>Total</b>	<b>12</b>	<b>33</b>
	<b>Discipline Rate</b>	<b>64%</b>	<b>87%</b>
	<b>DUP Rate</b>	<b>21%</b>	<b>4%</b>

\*Where the respondent is found guilty of charges, and the penalty imposed would fall into more than one of the above listed categories, it is reported under the more severe penalty.

\*\* Formalized training is conducted by the Police Academy, the NYPD Legal Bureau, or other NYPD Unit.

\*\*\* Instructions are conducted at the command level.

† Trial outcomes in non-APU cases typically involve MOS who turned down command discipline, prompting the police department to proceed with charges.

†† "Filed" is a term used when the police department is not required to take action against the subject officer because the officer has resigned or retired from the department, or has been terminated.

††† When the department decides that it will not discipline an officer against whom the Board recommended discipline other than charges, those cases are referred to as "Department Unable to Prosecute," or DUP.

†††† "No Finding" refers to cases which the department reports as "Administratively Closed."

**Figure 52: NYPD Discipline Imposed for Allegations - Non-APU Cases (October 2021)**

Board Disposition	FADO Type	Allegation	Precinct	Borough	NYPD Discipline
Substantiated (Command Discipline A)	F	Nightstick as club (incl asp & baton)	6	Manhattan	Command Discipline A
Substantiated (Formalized Training)	D	Action	14	Manhattan	Formalized Training
Substantiated (Formalized Training)	D	Action	14	Manhattan	Formalized Training
Substantiated (Formalized Training)	F	Hit against inanimate object	19	Manhattan	Formalized Training
Substantiated (Formalized Training)	F	Physical force	19	Manhattan	Formalized Training
Substantiated (Command Discipline A)	F	Physical force	19	Manhattan	No Discipline
Substantiated (Formalized Training)	A	Threat of arrest	19	Manhattan	Formalized Training
Substantiated (Command Discipline A)	A	Entry of Premises	28	Manhattan	No Discipline
Substantiated (Command Discipline A)	A	Entry of Premises	28	Manhattan	No Discipline
Substantiated (Command Discipline A)	A	Search of Premises	28	Manhattan	No Discipline
Substantiated (Command Discipline A)	A	Search of Premises	28	Manhattan	No Discipline
Substantiated (Command Discipline B)	A	Threat of arrest	44	Bronx	No Discipline
Substantiated (Command Discipline B)	A	Failed to Obtain Language Interpretation	46	Bronx	Command Discipline B
Substantiated (Command Discipline B)	A	Failed to Obtain Language Interpretation	46	Bronx	No Discipline
Substantiated (Command Discipline A)	D	Word	47	Bronx	Command Discipline A
Substantiated (Command Discipline A)	A	Refusal to provide name	47	Bronx	Command Discipline A
Substantiated (Command Discipline A)	A	Vehicle search	52	Bronx	Command Discipline A
Substantiated (Command Discipline A)	A	Vehicle search	52	Bronx	Command Discipline A
Substantiated (Command Discipline B)	A	Threat of arrest	52	Bronx	Command Discipline A
Substantiated (Command Discipline A)	A	Frisk	52	Bronx	Command Discipline A
Substantiated (Formalized Training)	A	Search (of person)	52	Bronx	Command Discipline A
Substantiated (Command Lvl Instructions)	A	Search (of person)	67	Brooklyn	Formalized Training
Substantiated (Command Discipline A)	D	Word	75	Brooklyn	No Discipline
Substantiated (Command Discipline A)	D	Action	75	Brooklyn	Command Discipline A
Substantiated (Command Discipline A)	A	Frisk	75	Brooklyn	Command Discipline B
Substantiated (Command Discipline A)	A	Frisk	75	Brooklyn	Command Discipline B
Substantiated (Command Discipline A)	A	Question	75	Brooklyn	No Discipline
Substantiated (Command Discipline B)	F	Physical force	77	Brooklyn	No Discipline
Substantiated (Command Discipline A)	A	Threat of summons	79	Brooklyn	No Discipline
Substantiated (Formalized Training)	A	Threat re: removal to hospital	88	Brooklyn	Formalized Training
Substantiated (Formalized Training)	A	Entry of Premises	90	Brooklyn	Formalized Training

<b>Board Disposition</b>	<b>FADO Type</b>	<b>Allegation</b>	<b>Precinct</b>	<b>Borough</b>	<b>NYPD Discipline</b>
Substantiated (Command Discipline A)	A	Stop	90	Brooklyn	Command Discipline A
Substantiated (Command Discipline A)	A	Stop	90	Brooklyn	Command Discipline A
Substantiated (Command Discipline B)	D	Word	102	Queens	No Discipline
Substantiated (Command Lvl Instructions)	A	Threat of force (verbal or physical)	105	Queens	Formalized Training
Substantiated (Command Lvl Instructions)	D	Word	105	Queens	Formalized Training
Substantiated (Command Discipline A)	A	Refusal to show search warrant	120	Staten Island	No Discipline
Substantiated (Command Discipline A)	A	Refusal to show search warrant	120	Staten Island	No Discipline
Substantiated (Command Lvl Instructions)	A	Refusal to obtain medical treatment	121	Staten Island	Formalized Training
Substantiated (Command Lvl Instructions)	A	Refusal to obtain medical treatment	121	Staten Island	Formalized Training
Substantiated (Command Lvl Instructions)	A	Refusal to obtain medical treatment	121	Staten Island	Formalized Training

**Figure 53: NYPD Discipline Imposed for Allegations - APU Adjudicated Cases (November 2021)**

Board Disposition	FADO Type	Allegation	Precinct	Borough	NYPD Discipline
Substantiated (Charges)	O	Sexual orientation			Forfeit vacation 40 day(s)
Substantiated (Charges)	O	Gender			Forfeit vacation 40 day(s)
Substantiated (Charges)	A	Retaliatory summons	23	Manhattan	No Discipline ( Not guilty after trial)
Substantiated (Charges)	F	Hit against inanimate object	25	Manhattan	No Discipline ( Trial verdict reversed by PC, Final verdict Not Guilty)
Substantiated (Charges)	F	Chokehold	25	Manhattan	No Discipline ( Trial verdict reversed by PC, Final verdict Not Guilty)
Substantiated (Charges)	F	Physical force	25	Manhattan	No Discipline ( Trial verdict reversed by PC, Final verdict Not Guilty)
Substantiated (Charges)	A	Strip-searched	25	Manhattan	No Discipline ( Trial verdict reversed by PC, Final verdict Not Guilty)

# Appendix

Over the years, the CCRB has made many types of data publicly available. In reorganizing the Monthly Report, we do not intend to remove any valuable information from the public domain. However, the Agency believes that some information is essential to place in the main body of the Monthly Report, while more granular charts and figures are better suited to the Appendix. We welcome you to contact the CCRB at [www.nyc.gov](http://www.nyc.gov) or 212-912-7235 if you are having difficulty finding information on CCRB data that was formerly available.

**Figure 54: CCRB Open Docket - Age of CCRB Cases Based On Incident Date**

	November 2021		October 2021		Change	% Change
	Count	% of Total	Count	% of Total		
Cases 0-4 Months	1044	29.0%	989	28.5%	55	5.6%
Cases 5-7 Months	411	11.4%	457	13.2%	-46	-10.1%
Cases 8 Months	177	4.9%	149	4.3%	28	18.8%
Cases 9 Months	151	4.2%	175	5.0%	-24	-13.7%
Cases 10 Months	177	4.9%	129	3.7%	48	37.2%
Cases 11 Months	129	3.6%	119	3.4%	10	8.4%
Cases 12 Months	119	3.3%	136	3.9%	-17	-12.5%
Cases 13 Months	134	3.7%	113	3.3%	21	18.6%
Cases 14 Months	111	3.1%	101	2.9%	10	9.9%
Cases 15 Months	99	2.8%	78	2.3%	21	26.9%
Cases 16 Months	77	2.1%	172	5.0%	-95	-55.2%
Cases 17 Months	165	4.6%	213	6.1%	-48	-22.5%
Cases 18 Months	200	5.6%	149	4.3%	51	34.2%
Cases Over 18 Months	600	16.7%	486	14.0%	114	23.5%
NA	0	0.0%	0	0.0%	0	NA
<b>Total</b>	<b>3594</b>	<b>100.0%</b>	<b>3466</b>	<b>100.0%</b>	<b>128</b>	<b>3.7%</b>

**Figure 55: CCRB Open Docket - Age of CCRB Cases Based On CCRB Received Date**

	November 2021		October 2021		Change	% Change
	Count	% of Total	Count	% of Total		
Cases 0-4 Months	1188	33.1%	1152	33.2%	36	3.1%
Cases 5-7 Months	447	12.4%	474	13.7%	-27	-5.7%
Cases 8 Months	186	5.2%	154	4.4%	32	20.8%
Cases 9 Months	154	4.3%	152	4.4%	2	1.3%
Cases 10 Months	149	4.1%	135	3.9%	14	10.4%
Cases 11 Months	135	3.8%	114	3.3%	21	18.4%
Cases 12 Months	113	3.1%	121	3.5%	-8	-6.6%
Cases 13 Months	117	3.3%	116	3.3%	1	0.9%
Cases 14 Months	116	3.2%	90	2.6%	26	28.9%
Cases 15 Months	87	2.4%	90	2.6%	-3	-3.3%
Cases 16 Months	87	2.4%	179	5.2%	-92	-51.4%
Cases 17 Months	169	4.7%	176	5.1%	-7	-4.0%
Cases 18 Months	167	4.6%	130	3.8%	37	28.5%
Cases Over 18 Months	479	13.3%	383	11.1%	96	25.1%
NA	0	0.0%	0	0.0%	0	NA
<b>Total</b>	<b>3594</b>	<b>100.0%</b>	<b>3466</b>	<b>100.0%</b>	<b>128</b>	<b>3.7%</b>



**Figure 56: CCRB Investigations Docket - Age of CCRB Cases Based On Incident Date**

	November 2021		October 2021		Change	% Change
	Count	% of Total	Count	% of Total		
Cases 0-4 Months	796	39.5%	779	39.0%	17	2.2%
Cases 5-7 Months	309	15.3%	338	16.9%	-29	-8.6%
Cases 8 Months	118	5.9%	94	4.7%	24	25.5%
Cases 9 Months	86	4.3%	108	5.4%	-22	-20.4%
Cases 10 Months	103	5.1%	68	3.4%	35	51.5%
Cases 11 Months	66	3.3%	72	3.6%	-6	-8.3%
Cases 12 Months	68	3.4%	71	3.6%	-3	-4.2%
Cases 13 Months	61	3.0%	43	2.2%	18	41.9%
Cases 14 Months	38	1.9%	40	2.0%	-2	-5.0%
Cases 15 Months	38	1.9%	30	1.5%	8	26.7%
Cases 16 Months	28	1.4%	59	3.0%	-31	-52.5%
Cases 17 Months	52	2.6%	90	4.5%	-38	-42.2%
Cases 18 Months	72	3.6%	50	2.5%	22	44.0%
Cases Over 18 Months	181	9.0%	157	7.9%	24	15.3%
NA	0	0.0%	0	0.0%	0	NA
<b>Total</b>	<b>2016</b>	<b>100.0%</b>	<b>1999</b>	<b>100.0%</b>	<b>17</b>	<b>0.9%</b>

**Figure 57: CCRB DA Hold Docket - Age of CCRB Cases Based On Incident Date**

	November 2021	
	Count	% of Total
Cases 0-4 Months	0	0.0%
Cases 5-7 Months	0	0.0%
Cases 8 Months	0	0.0%
Cases 9 Months	0	0.0%
Cases 10 Months	0	0.0%
Cases 11 Months	0	0.0%
Cases 12 Months	0	0.0%
Cases 13 Months	0	0.0%
Cases 14 Months	0	0.0%
Cases 15 Months	0	0.0%
Cases 16 Months	0	0.0%
Cases 17 Months	1	33.3%
Cases 18 Months	1	33.3%
Cases Over 18 Months	1	33.3%
NA	0	0.0%
<b>Total</b>	<b>3</b>	<b>100.0%</b>

**Figure 58: Disposition of Force Allegations (YTD 2021)**

Force Allegation	Substantiated		Within NYPD Guidelines		Unable to Determine		Unfounded		Officer Unidentified		Miscellaneous	
	Count	%	Count	%	Count	%	Count	%	Count	%	Count	%
Gun Pointed	4	7.8%	11	21.6%	16	31.4%	9	17.6%	11	21.6%	0	0%
Gun fired	1	16.7%	5	83.3%	0	0%	0	0%	0	0%	0	0%
Nightstick as club (incl asp & baton)	6	8%	9	12%	5	6.7%	1	1.3%	54	72%	0	0%
Gun as club	0	0.0%	0	0.0%	0	0.0%	0	0.0%	0	0.0%	0	0.0%
Radio as club	0	0%	0	0%	0	0%	1	100%	0	0%	0	0%
Flashlight as club	0	0.0%	0	0.0%	0	0.0%	0	0.0%	0	0.0%	0	0.0%
Police shield	1	12.5%	0	0%	2	25%	0	0%	5	62.5%	0	0%
Vehicle	2	15.4%	0	0%	7	53.8%	0	0%	4	30.8%	0	0%
Other blunt instrument as a club	4	44.4%	3	33.3%	2	22.2%	0	0%	0	0%	0	0%
Hit against inanimate object	3	13.6%	3	13.6%	7	31.8%	6	27.3%	3	13.6%	0	0%
Chokehold	4	13.3%	0	0%	15	50%	7	23.3%	4	13.3%	0	0%
Pepper spray	12	31.6%	3	7.9%	3	7.9%	1	2.6%	19	50%	0	0%
Physical force	63	10.6%	195	32.7%	124	20.8%	42	7%	166	27.9%	6	1%
Handcuffs too tight	0	0%	0	0%	1	25%	2	50%	1	25%	0	0%
Nonlethal restraining device	6	22.2%	9	33.3%	11	40.7%	1	3.7%	0	0%	0	0%
Animal	0	0.0%	0	0.0%	0	0.0%	0	0.0%	0	0.0%	0	0.0%
Other	1	10%	1	10%	1	10%	1	10%	6	60%	0	0%
Restricted Breathing	6	16.2%	0	0%	18	48.6%	6	16.2%	7	18.9%	0	0%
<b>Total</b>	<b>113</b>	<b>12.2%</b>	<b>239</b>	<b>25.8%</b>	<b>212</b>	<b>22.9%</b>	<b>77</b>	<b>8.3%</b>	<b>280</b>	<b>30.2%</b>	<b>6</b>	<b>0.6%</b>

**Figure 59: Disposition of Abuse of Authority Allegations (YTD 2021)**

Abuse of Authority Allegation	Substantiated		Within NYPD Guidelines		Unable to Determine		Unfounded		Officer Unidentified		Miscellaneous	
	Count	%	Count	%	Count	%	Count	%	Count	%	Count	%
Gun Drawn	0	0%	5	35.7%	3	21.4%	1	7.1%	5	35.7%	0	0%
Entry of Premises	42	22.8%	87	47.3%	42	22.8%	1	0.5%	9	4.9%	3	1.6%
Strip-searched	3	20%	0	0%	4	26.7%	8	53.3%	0	0%	0	0%
Vehicle stop	2	8.7%	14	60.9%	4	17.4%	0	0%	3	13%	0	0%
Vehicle search	8	16%	30	60%	10	20%	0	0%	2	4%	0	0%
Threat of summons	4	33.3%	7	58.3%	1	8.3%	0	0%	0	0%	0	0%
Threat of arrest	15	11.2%	52	38.8%	36	26.9%	13	9.7%	14	10.4%	4	3%
Threat to notify ACS	1	25%	2	50%	1	25%	0	0%	0	0%	0	0%
Threat of force (verbal or physical)	22	18.6%	32	27.1%	22	18.6%	15	12.7%	27	22.9%	0	0%
Threat to damage/seize property	3	18.8%	6	37.5%	2	12.5%	3	18.8%	2	12.5%	0	0%
Property damaged	8	12.1%	14	21.2%	21	31.8%	8	12.1%	15	22.7%	0	0%
Refusal to process civilian complaint	11	40.7%	1	3.7%	8	29.6%	0	0%	7	25.9%	0	0%
Retaliatory arrest	8	80%	0	0%	2	20%	0	0%	0	0%	0	0%
Retaliatory summons	1	100%	0	0%	0	0%	0	0%	0	0%	0	0%
Refusal to obtain medical treatment	5	20.8%	1	4.2%	11	45.8%	0	0%	7	29.2%	0	0%
Improper dissemination of medical info	0	0.0%	0	0.0%	0	0.0%	0	0.0%	0	0.0%	0	0.0%
Other	15	71.4%	5	23.8%	0	0%	0	0%	1	4.8%	0	0%
Seizure of property	4	16%	17	68%	1	4%	1	4%	2	8%	0	0%
Refusal to show search warrant	3	27.3%	0	0%	4	36.4%	2	18.2%	2	18.2%	0	0%
Frisk	21	37.5%	15	26.8%	16	28.6%	0	0%	4	7.1%	0	0%
Search (of person)	21	27.6%	10	13.2%	35	46.1%	0	0%	10	13.2%	0	0%
Stop	34	32.7%	34	32.7%	27	26%	0	0%	9	8.7%	0	0%
Question	5	20%	10	40%	5	20%	0	0%	5	20%	0	0%
Refusal to show arrest warrant	0	0%	0	0%	2	100%	0	0%	0	0%	0	0%
Interference with recording	10	32.3%	4	12.9%	6	19.4%	3	9.7%	8	25.8%	0	0%
Search of recording device	0	0%	0	0%	0	0%	2	50%	2	50%	0	0%
Electronic device information deletion	0	0%	0	0%	0	0%	1	50%	1	50%	0	0%
Forcible Removal to Hospital	10	13.7%	42	57.5%	11	15.1%	4	5.5%	5	6.8%	1	1.4%
Threat re: removal to hospital	2	16.7%	4	33.3%	4	33.3%	2	16.7%	0	0%	0	0%

Threat re: immigration status	0	0%	0	0%	1	100%	0	0%	0	0%	0	0%
Disseminated immigration status	0	0.0%	0	0.0%	0	0.0%	0	0.0%	0	0.0%	0	0.0%
Questioned immigration status	0	0.0%	0	0.0%	0	0.0%	0	0.0%	0	0.0%	0	0.0%
Search of Premises	25	30.1%	29	34.9%	22	26.5%	1	1.2%	6	7.2%	0	0%
Sex Miscon (Sexual Harassment, Verbal)	0	0.0%	0	0.0%	0	0.0%	0	0.0%	0	0.0%	0	0.0%
Sex Miscon (Sexual Harassment, Gesture)	0	0.0%	0	0.0%	0	0.0%	0	0.0%	0	0.0%	0	0.0%
Sexual Misconduct (Sexual Humiliation)	0	0.0%	0	0.0%	0	0.0%	0	0.0%	0	0.0%	0	0.0%
Sex Miscon (Sexual/Romantic Proposition)	0	0%	0	0%	0	0%	0	0%	1	100%	0	0%
Sex Miscon (Sexually Motivated Arrest)	0	0.0%	0	0.0%	0	0.0%	0	0.0%	0	0.0%	0	0.0%
Sex Miscon (Sexually Motivated Stop)	0	0.0%	0	0.0%	0	0.0%	0	0.0%	0	0.0%	0	0.0%
Sex Miscon (Sexually Motivated Frisk)	0	0.0%	0	0.0%	0	0.0%	0	0.0%	0	0.0%	0	0.0%
Sex Miscon (Sexually Motivated Search)	0	0.0%	0	0.0%	0	0.0%	0	0.0%	0	0.0%	0	0.0%
Sex Miscon (Sexually Motiv Strip-Search)	0	0.0%	0	0.0%	0	0.0%	0	0.0%	0	0.0%	0	0.0%
Sex Miscon (Sexually Motiv Vehicle Stop)	0	0.0%	0	0.0%	0	0.0%	0	0.0%	0	0.0%	0	0.0%
Sex Miscon (Sexually Motiv Photo/Video)	0	0.0%	0	0.0%	0	0.0%	0	0.0%	0	0.0%	0	0.0%
Sex Miscon (Sexually Motivated Summons)	0	0.0%	0	0.0%	0	0.0%	0	0.0%	0	0.0%	0	0.0%
Photography/Videography	2	28.6%	3	42.9%	0	0%	1	14.3%	1	14.3%	0	0%
Body Cavity Searches	1	100%	0	0%	0	0%	0	0%	0	0%	0	0%
Refusal to provide name	8	12.9%	2	3.2%	26	41.9%	16	25.8%	10	16.1%	0	0%
Refusal to provide shield number	11	13.1%	2	2.4%	34	40.5%	23	27.4%	14	16.7%	0	0%
Failure to provide RTKA card	35	42.2%	8	9.6%	28	33.7%	5	6%	7	8.4%	0	0%
Failed to Obtain Language Interpretation	2	33.3%	0	0%	2	33.3%	1	16.7%	1	16.7%	0	0%
Sex Miscon (Sexually Motivated Question)	0	0.0%	0	0.0%	0	0.0%	0	0.0%	0	0.0%	0	0.0%
Obstructed Shield Number	4	57.1%	0	0%	0	0%	1	14.3%	2	28.6%	0	0%
Obstructed Rank Designation	0	0.0%	0	0.0%	0	0.0%	0	0.0%	0	0.0%	0	0.0%

Sex Miscon (Humiliation: fail to cover)	0	0.0%	0	0.0%	0	0.0%	0	0.0%	0	0.0%	0	0.0%
Untruthful Statement	1	100%	0	0%	0	0%	0	0%	0	0%	0	0%
Sexual Miscon (Inappropriate Touching)	0	0.0%	0	0.0%	0	0.0%	0	0.0%	0	0.0%	0	0.0%
Sexual Miscon (Forcible Touching)	0	0.0%	0	0.0%	0	0.0%	0	0.0%	0	0.0%	0	0.0%
Sexual Miscon (Rape)	0	0.0%	0	0.0%	0	0.0%	0	0.0%	0	0.0%	0	0.0%
Sexual Miscon (Sexual Assault)	0	0.0%	0	0.0%	0	0.0%	0	0.0%	0	0.0%	0	0.0%
Sexual Miscon (On-duty Sexual Activity)	0	0.0%	0	0.0%	0	0.0%	0	0.0%	0	0.0%	0	0.0%
Sexual Miscon (Penetrative Sex. Contact)	0	0.0%	0	0.0%	0	0.0%	0	0.0%	0	0.0%	0	0.0%
Unlawful Arrest	0	0.0%	0	0.0%	0	0.0%	0	0.0%	0	0.0%	0	0.0%
Unlawful Summons	0	0.0%	0	0.0%	0	0.0%	0	0.0%	0	0.0%	0	0.0%
Enforcement Action	1	100%	0	0%	0	0%	0	0%	0	0%	0	0%
<b>Total</b>	<b>348</b>	<b>23.6%</b>	<b>436</b>	<b>29.5%</b>	<b>391</b>	<b>26.5%</b>	<b>112</b>	<b>7.6%</b>	<b>182</b>	<b>12.3%</b>	<b>8</b>	<b>0.5%</b>

**Figure 60: Disposition of Discourtesy Allegations (YTD 2021)**

Discourtesy Allegation	Substantiated		Within NYPD Guidelines		Unable to Determine		Unfounded		Officer Unidentified		Miscellaneous	
	Count	%	Count	%	Count	%	Count	%	Count	%	Count	%
Word	92	24.2%	69	18.2%	98	25.8%	43	11.3%	77	20.3%	1	0.3%
Gesture	1	16.7%	0	0%	4	66.7%	0	0%	1	16.7%	0	0%
Demeanor/tone	0	0%	0	0%	1	50%	0	0%	1	50%	0	0%
Action	14	28%	2	4%	16	32%	12	24%	6	12%	0	0%
Other	6	85.7%	0	0%	0	0%	1	14.3%	0	0%	0	0%
<b>Total</b>	<b>113</b>	<b>25.4%</b>	<b>71</b>	<b>16%</b>	<b>119</b>	<b>26.7%</b>	<b>56</b>	<b>12.6%</b>	<b>85</b>	<b>19.1%</b>	<b>1</b>	<b>0.2%</b>

**Figure 61: Disposition of Offensive Language Allegations (YTD 2021)**

Offensive Language Allegation	Substantiated		Within NYPD Guidelines		Unable to Determine		Unfounded		Officer Unidentified		Miscellaneous	
	Count	%	Count	%	Count	%	Count	%	Count	%	Count	%
Race	5	31.2%	0	0%	3	18.8%	4	25%	4	25%	0	0%
Ethnicity	0	0%	0	0%	2	50%	0	0%	2	50%	0	0%
Religion	1	33.3%	0	0%	0	0%	1	33.3%	1	33.3%	0	0%
Sexual orientation	4	44.4%	0	0%	3	33.3%	0	0%	2	22.2%	0	0%
Physical disability	0	0%	1	50%	1	50%	0	0%	0	0%	0	0%
Other	15	53.6%	0	0%	7	25%	3	10.7%	3	10.7%	0	0%
Other Misconduct	0	0.0%	0	0.0%	0	0.0%	0	0.0%	0	0.0%	0	0.0%
Failure to produce stop and frisk report	0	0.0%	0	0.0%	0	0.0%	0	0.0%	0	0.0%	0	0.0%
False official statement	0	0.0%	0	0.0%	0	0.0%	0	0.0%	0	0.0%	0	0.0%
Failure to document strip search	0	0.0%	0	0.0%	0	0.0%	0	0.0%	0	0.0%	0	0.0%
Failure to prepare a memo book entry	0	0%	1	100%	0	0%	0	0%	0	0%	0	0%
Gender Identity	0	0%	0	0%	2	100%	0	0%	0	0%	0	0%
Gender	17	38.6%	0	0%	13	29.5%	8	18.2%	6	13.6%	0	0%
Improper use of body-worn camera	0	0%	0	0%	1	50%	0	0%	0	0%	1	50%
<b>Total</b>	<b>42</b>	<b>37.8%</b>	<b>2</b>	<b>1.8%</b>	<b>32</b>	<b>28.8%</b>	<b>16</b>	<b>14.4%</b>	<b>18</b>	<b>16.2%</b>	<b>1</b>	<b>0.9%</b>



**Figure 62: Administrative Prosecutions Unit Open Docket (November 2021)**

<b>Case Stage</b>	<b>Cases</b>	<b>Percent</b>
Trial commenced	0	0%
Awaiting filing of charges	10	5%
Case Re-Opened at ED's Request/Returned to Investigations	2	1%
Charges filed, awaiting service	43	20%
Charges served, CORD/SoEH/DCS pending	133	63%
Charges served, Conference Date Requested	2	1%
Calendared for court appearance	3	1%
Case Off Calendar - Subsequent Appearance Pending	3	1%
Trial scheduled	8	4%
Plea agreed - paperwork pending	2	1%
Previously adjudicated	4	2%
<b>Total</b>	<b>210</b>	<b>100%</b>

CORD is the CO's Report on MOS facing discipline.  
 SoEH is the Summary of Employment History.  
 DCS is the Disciplinary Cover Sheet.

**Figure 63: Administrative Prosecutions Unit Cases Awaiting Final Disposition (November 2021)**

<b>Case Stage</b>	<b>Cases</b>	<b>Percent</b>
Disposition modified, awaiting final disp.	0	0%
Plea filed - awaiting approval by PC	2	22%
Verdict rendered - awaiting approval by PC	4	44%
Verdict rendered - Fogel response due	3	33%
Trial completed, awaiting verdict	0	0%
<b>Total</b>	<b>9</b>	<b>100%</b>

A Fogel response is a letter to the Trial Commissioner with comments from the CCRB on the Trial Commissioner's report and recommendation.

**Figure 64: Officers With CCRB Complaints Closed in 2021 by Command**

<b>Patrol Services Bureau</b>	<b>Substantiated MOS Nov 2021</b>	<b>Substantiated MOS YTD 2021</b>	<b>Total MOS Nov 2021</b>	<b>Total MOS YTD 2021</b>
Patrol Borough Manhattan South Total	2	20	10	148
Patrol Borough Manhattan North Total	3	23	20	208
Patrol Borough Bronx Total	6	67	34	453
Patrol Borough Brooklyn South Total	10	45	32	324
Patrol Borough Brooklyn North Total	6	63	34	452
Patrol Borough Queens South Total	0	5	8	224
Patrol Borough Queens North Total	0	14	9	147
Patrol Borough Staten Island Total	2	8	7	91
Special Operations Division Total	1	3	2	26
Other Patrol Services Bureau Commands Total	0	1	0	3
<b>Total</b>	<b>30</b>	<b>249</b>	<b>156</b>	<b>2076</b>
<b>Other Bureaus</b>				
Traffic Control Division Total	0	2	6	36
Transit Bureau Total	0	7	4	111
Housing Bureau Total	1	9	16	183
Organized Crime Control Bureau Total	0	3	5	67
Detective Bureau Total	1	14	10	86
Other Bureaus Total	0	14	0	71
<b>Total</b>	<b>2</b>	<b>49</b>	<b>41</b>	<b>554</b>
<b>Other Commands</b>				
Deputy Commissioners and Miscellaneous Commands Total	1	12	5	61
Undetermined	0	7	4	35
<b>Total</b>	<b>33</b>	<b>317</b>	<b>206</b>	<b>2726</b>

Table shows MOS command as recorded at the time of complaint.

**Figure 65A: Officers With CCRB Complaints Closed in 2021 by Command - Patrol Borough Manhattan South**

<b>Manhattan South</b>	<b>Substantiated MOS Nov 2021</b>	<b>Substantiated MOS YTD 2021</b>	<b>Total MOS Nov 2021</b>	<b>Total MOS YTD 2021</b>
001 Precinct	0	2	0	16
005 Precinct	1	1	1	8
006 Precinct	0	0	0	6
007 Precinct	0	3	1	24
009 Precinct	0	0	2	11
010 Precinct	0	1	0	6
013 Precinct	1	3	1	13
Midtown South Precinct	0	2	1	17
017 Precinct	0	5	0	15
Midtown North Precinct	0	0	0	10
<b>Precincts Total</b>	<b>2</b>	<b>17</b>	<b>6</b>	<b>126</b>
Patrol Borough Manhattan South Task Force	0	1	0	8
Patrol Borough Manhattan South HQ	0	2	4	13
Patrol Borough Manhattan South Anti-Crime Unit	0	0	0	1
<b>Patrol Borough Manhattan South Total</b>	<b>2</b>	<b>20</b>	<b>10</b>	<b>148</b>

Table shows MOS command as recorded at the time of complaint.

**Figure 65B: Officers With CCRB Complaints Closed in 2021 by Command - Patrol Borough Manhattan North**

<b>Manhattan North</b>	<b>Substantiated MOS Nov 2021</b>	<b>Substantiated MOS YTD 2021</b>	<b>Total MOS Nov 2021</b>	<b>Total MOS YTD 2021</b>
019 Precinct	0	2	0	19
020 Precinct	0	1	0	6
023 Precinct	0	3	3	23
024 Precinct	0	1	2	17
025 Precinct	0	1	6	29
026 Precinct	0	1	0	4
Central Park Precinct	0	0	0	2
028 Precinct	0	3	2	24
030 Precinct	1	1	1	11
032 Precinct	0	2	1	22
033 Precinct	0	1	2	16
034 Precinct	2	5	3	29
<b>Precincts Total</b>	<b>3</b>	<b>21</b>	<b>20</b>	<b>202</b>
Patrol Borough Manhattan North Task Force	0	0	0	0
Patrol Borough Manhattan North HQ	0	1	0	2
Patrol Borough Manhattan North Anti-Crime Unit	0	1	0	4
Manhattan North Impact Response Team	0	0	0	0
<b>Patrol Borough Manhattan North Total</b>	<b>3</b>	<b>23</b>	<b>20</b>	<b>208</b>

Table shows MOS command as recorded at the time of complaint.

**Figure 65C: Officers With CCRB Complaints Closed in 2021 by Command - Patrol Borough Bronx**

<b>Bronx</b>	<b>Substantiated MOS Nov 2021</b>	<b>Substantiated MOS YTD 2021</b>	<b>Total MOS Nov 2021</b>	<b>Total MOS YTD 2021</b>
040 Precinct	3	3	5	31
041 Precinct	0	9	8	47
042 Precinct	0	3	3	45
043 Precinct	0	1	3	16
044 Precinct	0	8	1	67
045 Precinct	1	3	4	22
046 Precinct	0	9	2	52
047 Precinct	0	4	3	35
048 Precinct	0	4	1	27
049 Precinct	0	1	0	16
050 Precinct	1	4	3	20
052 Precinct	1	16	1	56
<b>Precincts Total</b>	<b>6</b>	<b>65</b>	<b>34</b>	<b>434</b>
Patrol Borough Bronx Task Force	0	2	0	12
Patrol Borough Bronx HQ	0	0	0	0
Patrol Borough Bronx Anti-Crime Unit	0	0	0	7
Bronx Impact Response Team	0	0	0	0
<b>Patrol Borough Bronx Total</b>	<b>6</b>	<b>67</b>	<b>34</b>	<b>453</b>

Table shows MOS command as recorded at the time of complaint.

Figure 65D: Officers With CCRB Complaints Closed in 2021 by Command - Patrol Borough Brooklyn South

Brooklyn South	Substantiated MOS Nov 2021	Substantiated MOS YTD 2021	Total MOS Nov 2021	Total MOS YTD 2021
060 Precinct	0	3	4	30
061 Precinct	0	0	3	20
062 Precinct	0	3	2	10
063 Precinct	0	0	3	16
066 Precinct	0	0	2	11
067 Precinct	0	7	2	43
068 Precinct	1	3	2	20
069 Precinct	0	3	0	33
070 Precinct	3	5	5	32
071 Precinct	0	4	2	33
072 Precinct	1	4	1	24
076 Precinct	5	5	5	19
078 Precinct	0	2	0	14
<b>Precincts Total</b>	<b>10</b>	<b>39</b>	<b>31</b>	<b>305</b>
Patrol Borough Brooklyn South Task Force	0	6	1	18
Patrol Borough Brooklyn South HQ	0	0	0	1
Patrol Borough Brooklyn South Anti-Crime Unit	0	0	0	0
Brooklyn South Impact Response Team	0	0	0	0
<b>Patrol Borough Brooklyn South Total</b>	<b>10</b>	<b>45</b>	<b>32</b>	<b>324</b>

Table shows MOS command as recorded at the time of complaint.

**Figure 65E: Officers With CCRB Complaints Closed in 2021 by Command - Patrol Borough Brooklyn North**

<b>Brooklyn North</b>	<b>Substantiated MOS Nov 2021</b>	<b>Substantiated MOS YTD 2021</b>	<b>Total MOS Nov 2021</b>	<b>Total MOS YTD 2021</b>
073 Precinct	0	8	1	46
075 Precinct	4	23	17	196
077 Precinct	0	3	3	40
079 Precinct	0	8	0	43
081 Precinct	1	3	1	24
083 Precinct	0	2	0	26
084 Precinct	0	5	0	17
088 Precinct	0	1	0	16
090 Precinct	1	8	11	32
094 Precinct	0	2	1	10
<b>Precincts Total</b>	<b>6</b>	<b>63</b>	<b>34</b>	<b>450</b>
Patrol Borough Brooklyn North Task Force	0	0	0	0
Patrol Borough Brooklyn North HQ	0	0	0	1
Patrol Borough Brooklyn North Anti-Crime Unit	0	0	0	1
Brooklyn North Impact Response Team	0	0	0	0
<b>Patrol Borough Brooklyn North Total</b>	<b>6</b>	<b>63</b>	<b>34</b>	<b>452</b>

Table shows MOS command as recorded at the time of complaint.

**Figure 65F: Officers With CCRB Complaints Closed in 2021 by Command - Patrol Borough Queens South**

<b>Queens South</b>	<b>Substantiated MOS Nov 2021</b>	<b>Substantiated MOS YTD 2021</b>	<b>Total MOS Nov 2021</b>	<b>Total MOS YTD 2021</b>
100 Precinct	0	0	0	12
101 Precinct	0	0	1	27
102 Precinct	0	3	1	31
103 Precinct	0	0	5	57
105 Precinct	0	1	0	31
106 Precinct	0	0	0	19
107 Precinct	0	1	0	12
113 Precinct	0	0	1	29
<b>Precincts Total</b>	<b>0</b>	<b>5</b>	<b>8</b>	<b>218</b>
Patrol Borough Queens South Task Force	0	0	0	4
Patrol Borough Queens South HQ	0	0	0	1
Patrol Borough Queens South Anti-Crime Unit	0	0	0	1
Queens South Impact Response Team	0	0	0	0
<b>Patrol Borough Queens South Total</b>	<b>0</b>	<b>5</b>	<b>8</b>	<b>224</b>

Table shows MOS command as recorded at the time of complaint.



**Figure 65G: Officers With CCRB Complaints Closed in 2021 by Command - Patrol Borough Queens North**

<b>Queens North</b>	<b>Substantiated MOS Nov 2021</b>	<b>Substantiated MOS YTD 2021</b>	<b>Total MOS Nov 2021</b>	<b>Total MOS YTD 2021</b>
104 Precinct	0	1	1	20
108 Precinct	0	1	0	12
109 Precinct	0	2	3	20
110 Precinct	0	1	0	14
111 Precinct	0	6	0	17
112 Precinct	0	0	2	17
114 Precinct	0	0	3	29
115 Precinct	0	2	0	13
<b>Precincts Total</b>	<b>0</b>	<b>13</b>	<b>9</b>	<b>142</b>
Patrol Borough Queens North Task Force	0	0	0	0
Patrol Borough Queens North HQ	0	1	0	4
Patrol Borough Queens North Anti-Crime Unit	0	0	0	1
<b>Patrol Borough Queens North Total</b>	<b>0</b>	<b>14</b>	<b>9</b>	<b>147</b>

Table shows MOS command as recorded at the time of complaint.

**Figure 65H: Officers With CCRB Complaints Closed in 2021 by Command - Patrol Borough Staten Island**

<b>Staten Island</b>	<b>Substantiated MOS Nov 2021</b>	<b>Substantiated MOS YTD 2021</b>	<b>Total MOS Nov 2021</b>	<b>Total MOS YTD 2021</b>
120 Precinct	2	5	2	38
122 Precinct	0	0	4	18
123 Precinct	0	0	1	8
121 Precinct	0	2	0	20
<b>Precincts Total</b>	<b>2</b>	<b>7</b>	<b>7</b>	<b>84</b>
Patrol Borough Staten Island Task Force	0	0	0	1
Patrol Borough Staten Island HQ	0	1	0	6
Patrol Borough Staten Island Anti-Crime Unit	0	0	0	0
Staten Island Housing Unit	0	0	0	0
Staten Island Court Section	0	0	0	0
Staten Island Impact Response Team	0	0	0	0
<b>Patrol Borough Staten Island Total</b>	<b>2</b>	<b>8</b>	<b>7</b>	<b>91</b>

Table shows MOS command as recorded at the time of complaint.

**Figure 65I: Officers With CCRB Complaints Closed in 2021 by Command - Special Operations Division**

<b>Special Operations</b>	<b>Substantiated MOS Nov 2021</b>	<b>Substantiated MOS YTD 2021</b>	<b>Total MOS Nov 2021</b>	<b>Total MOS YTD 2021</b>
Emergency Services Unit and Squads 1-10	1	2	2	17
Harbor Unit	0	0	0	0
Aviation Unit	0	0	0	0
Canine Team	0	1	0	1
Mounted Unit	0	0	0	0
2 SOD Strategic Response Group	0	0	0	6
Special Operations Division Headquarters	0	0	0	2
Disorder control	0	0	0	0
<b>Special Operations Division Total</b>	<b>1</b>	<b>3</b>	<b>2</b>	<b>26</b>

Table shows MOS command as recorded at the time of complaint.

**Figure 65J: Officers With CCRB Complaints Closed in 2021 by Command - Other Patrol Services Bureau Commands**

<b>Other Patrol Services Bureau Commands</b>	<b>Substantiated MOS Nov 2021</b>	<b>Substantiated MOS YTD 2021</b>	<b>Total MOS Nov 2021</b>	<b>Total MOS YTD 2021</b>
Chiefs Office	0	1	0	3
Special Operations Division Taxi Unit	0	0	0	0
<b>Other Patrol Services Bureau Commands Total</b>	<b>0</b>	<b>1</b>	<b>0</b>	<b>3</b>

Table shows MOS command as recorded at the time of complaint.

**Figure 65K: Officers With CCRB Complaints Closed in 2021 by Command - Traffic Control Division**

<b>Traffic Control Division</b>	<b>Substantiated MOS Nov 2021</b>	<b>Substantiated MOS YTD 2021</b>	<b>Total MOS Nov 2021</b>	<b>Total MOS YTD 2021</b>
Traffic Control Division - Headquarters Command	0	0	0	0
Manhattan Traffic Task Force	0	0	2	18
Brooklyn Traffic Task Force	0	0	0	0
Bronx Traffic Task Force	0	0	0	0
Queens Traffic Task Force	0	0	0	0
Surface Transportation Enforcement Division (STED)	0	0	0	0
Bus Unit	0	0	0	0
Traffic Control Parking Enforcement District	0	0	0	0
Traffic Control Tow Units	0	0	0	0
Traffic Control Summons Enforcement	0	0	0	0
Traffic Command Intersection Control	0	0	0	0
Traffic Control Intelligence Unit	0	0	0	0
Highway District	0	0	1	3
Highway Unit #1	0	1	0	2
Highway Unit #2	0	0	3	5
Highway Unit #3	0	1	0	7
Highway Unit #4	0	0	0	0
Highway Unit #5	0	0	0	1
Highway Safety Enforcement Unit	0	0	0	0
Movie and TV Unit	0	0	0	0
<b>Traffic Control Division Total</b>	<b>0</b>	<b>2</b>	<b>6</b>	<b>36</b>

Table shows MOS command as recorded at the time of complaint.

Figure 65L: Officers With CCRB Complaints Closed in 2021 by Command - Transit Bureau

Transit Bureau	Substantiated MOS Nov 2021	Substantiated MOS YTD 2021	Total MOS Nov 2021	Total MOS YTD 2021
Transit Bureau Headquarters	0	1	0	1
Transit Bureau Authority Liaison	0	0	0	0
Transit Bureau Inspections	0	0	0	0
Transit Bureau Spec. Invest. Unit	0	0	0	0
Transit Bureau Crime Analysis	0	0	0	0
Transit Bureau Patrol Operations	0	0	0	0
Transit Bureau Manhattan	0	0	0	0
Transit Bureau Bronx	0	0	0	1
Transit Bureau Queens	0	0	0	0
Transit Bureau Brooklyn	0	0	0	0
TB DT01	0	0	0	1
TB DT02	0	1	0	10
TB DT03	0	1	0	6
TB DT04	0	2	3	19
TB DT11	0	0	0	5
TB DT12	0	0	0	9
TB DT20	0	0	1	6
TB DT23	0	0	0	2
TB DT30	0	0	0	9
TB DT32	0	0	0	13
TB DT33	0	0	0	15
TB DT34	0	0	0	2
Transit Bureau Manhattan Task Force	0	0	0	1
Transit Bureau Bronx Task Force	0	0	0	1
Transit Bureau Queens Task Force	0	0	0	0
Transit Bureau Brooklyn Task Force	0	0	0	2
Transit Bureau Homeless Outreach Unit	0	0	0	0
Transit Division Canine Unit	0	0	0	2
Transit Bureau Vandal Unit	0	2	0	5
Transit Bureau Special Operations Unit	0	0	0	0
TB Anti-Terrorism	0	0	0	1
Transportation Bureau and Transit Other Commands	0	0	0	0
<b>Transit Bureau Total</b>	<b>0</b>	<b>7</b>	<b>4</b>	<b>111</b>

Table shows MOS command as recorded at the time of complaint.

**Figure 65M: Officers With CCRB Complaints Closed in 2021 by Command - Housing Bureau**

Housing Bureau	Substantiated MOS Nov 2021	Substantiated MOS YTD 2021	Total MOS Nov 2021	Total MOS YTD 2021
Housing Bureau (Office of the Chief Command Center)	0	0	0	0
Housing Bureau Special Operations Section	0	0	0	0
PSA 1	0	1	0	17
PSA 2	0	0	4	35
PSA 3	1	2	1	17
PSA 4	0	0	0	6
PSA 5	0	1	2	21
PSA 6	0	0	4	9
PSA 7	0	5	4	42
PSA 8	0	0	1	23
PSA 9	0	0	0	12
Housing Bureau Brooklyn/Staten Island	0	0	0	0
Housing Bureau Manhattan	0	0	0	0
Housing Bureau Bronx/Queens	0	0	0	0
Housing Bureau Investigations	0	0	0	0
Housing Bureau Elevator Vandalism Unit	0	0	0	0
Housing Bureau Operations and Misc. Commands	0	0	0	0
<b>Housing Bureau Total</b>	<b>1</b>	<b>9</b>	<b>16</b>	<b>183</b>
Housing Borough Brooklyn Impact Response Team	0	0	0	1
Housing Borough Manhattan Impact Response Team	0	0	0	0
Housing Borough Bronx/Queens Impact Response Team	0	0	0	0
<b>Housing Bureau Total</b>	<b>1</b>	<b>9</b>	<b>16</b>	<b>183</b>

Table shows MOS command as recorded at the time of complaint.

**Figure 65N: Officers With CCRB Complaints Closed in 2021 by Command - Organized Crime Control Bureau**

<b>Organized Crime Control Bureau</b>	<b>Substantiated MOS Nov 2021</b>	<b>Substantiated MOS YTD 2021</b>	<b>Total MOS Nov 2021</b>	<b>Total MOS YTD 2021</b>
Queens Narcotics	0	0	0	12
Manhattan North Narcotics	0	1	1	13
Manhattan South Narcotics	0	0	0	3
Bronx Narcotics	0	2	0	7
Staten Island Narcotics	0	0	0	6
Brooklyn North Narcotics	0	0	0	8
Brooklyn South Narcotics	0	0	4	12
Narcotics Headquarters	0	0	0	0
Auto Crime Division	0	0	0	2
Vice Enforcement Division	0	0	0	0
Drug Enforcement Task Force	0	0	0	4
Organized Crime Headquarters	0	0	0	0
<b>Organized Crime Control Bureau Total</b>	<b>0</b>	<b>3</b>	<b>5</b>	<b>67</b>

Table shows MOS command as recorded at the time of complaint.



**Figure 650: Officers With CCRB Complaints Closed in 2021 by Command - Detective Bureau**

<b>Detective Bureau</b>	<b>Substantiated MOS Nov 2021</b>	<b>Substantiated MOS YTD 2021</b>	<b>Total MOS Nov 2021</b>	<b>Total MOS YTD 2021</b>
Detective Bureau Headquarters	0	0	0	0
Central Investigation and Resource Division	0	0	0	0
Special Investigations Division	0	0	0	2
Special Victims Division	0	1	0	1
Forensic Investigations Division	0	0	0	1
Fugitive Enforcement Division	0	0	0	1
Gang Division	0	0	0	0
Detective Borough Bronx	0	3	0	18
Detective Borough Manhattan	1	4	5	21
Detective Borough Brooklyn	0	6	5	25
Detective Borough Queens	0	0	0	14
Detective Borough Staten Island	0	0	0	3
DB Queens North Operations	0	0	0	0
DB Queens South Operations	0	0	0	0
<b>Detective Bureau Total</b>	<b>1</b>	<b>14</b>	<b>10</b>	<b>86</b>

Table shows MOS command as recorded at the time of complaint.

**Figure 65P: Officers With CCRB Complaints Closed in 2021 by Command - Other Bureaus**

<b>Other Bureaus</b>	<b>Substantiated MOS Nov 2021</b>	<b>Substantiated MOS YTD 2021</b>	<b>Total MOS Nov 2021</b>	<b>Total MOS YTD 2021</b>
Internal Affairs Bureau				
Internal Affairs Bureau	0	0	0	4
Criminal Justice Bureau				
Court Division	0	14	0	58
Court Bureau	0	0	0	0
Court LMSI	0	0	0	0
Court Unit	0	0	0	0
Criminal Justice Headquarters	0	0	0	0
Support Services Bureau				
Property Clerk Division	0	0	0	1
Fleet Services	0	0	0	0
Central Records Division	0	0	0	1
Personnel Bureau				
Applicant Processing Division	0	0	0	2
Health Services	0	0	0	0
Personnel Bureau Headquarters	0	0	0	5
<b>Other Bureaus Total</b>	<b>0</b>	<b>14</b>	<b>0</b>	<b>71</b>

Table shows MOS command as recorded at the time of complaint.

**Figure 65Q: Officers With CCRB Complaints Closed in 2021 by Command - Deputy Commissioners and Miscellaneous Commands**

<b>Deputy Commissioners and Miscellaneous Commands</b>	<b>Substantiated MOS Nov 2021</b>	<b>Substantiated MOS YTD 2021</b>	<b>Total MOS Nov 2021</b>	<b>Total MOS YTD 2021</b>
Deputy Commissioner Legal Matters - License Division	0	0	0	0
Deputy Commissioner Legal Matters - Legal Bureau	0	0	0	3
DC Training	0	0	0	0
Deputy Commissioner Training - Police Academy	0	0	0	0
Deputy Commissioner Training - Police Academy Training	0	0	0	5
Deputy Commissioner Training - In-service Training Section	0	0	0	0
Deputy Commissioner Management and Budget	0	0	2	2
Police Commissioner Office	0	0	0	0
Community Affairs Division	0	0	0	0
Chief of Community Affairs	0	2	1	5
Community Affairs Juvenile Section	0	0	0	0
School Safety Bronx/Manhattan	0	0	0	0
School Safety Queens/Brooklyn	0	0	0	0
Office of Equal Employment	0	0	0	0
Deputy Commissioner Operations	0	0	0	2
DC Operations Financial Mgmt.	0	0	0	0
Intelligence Division	1	9	2	34
Chief of Department	0	1	0	7
Department Advocate	0	0	0	0
Deputy Commissioner Public Information	0	0	0	0
Crime Prevention	0	0	0	0
First Deputy Commissioner	0	0	0	2
Office of Management, Analysis and Planning	0	0	0	0
Quality Assurance Division	0	0	0	0
Deputy Commissioner Counterterrorism	0	0	0	1
Chief of Department Evaluation Section	0	0	0	0
<b>Deputy Commissioners and Miscellaneous Commands Total</b>	<b>1</b>	<b>12</b>	<b>5</b>	<b>61</b>

Table shows MOS command as recorded at the time of complaint.