



BILL DE BLASIO
MAYOR

CIVILIAN COMPLAINT REVIEW BOARD
100 CHURCH STREET 10th FLOOR
NEW YORK, NEW YORK 10007 ♦ TELEPHONE (212) 912-7235
www.nyc.gov/ccrb



FREDERICK DAVIE
CHAIR

Executive Director's Monthly Report
March 2020
(Statistics for February 2020)

Contents

Executive Summary	2
Glossary	3
Complaints Received	4
CCRB Cases Received By Borough and Precinct	5
Allegations Received	7
CCRB Docket	10
Body Worn Camera Footage Requests	12
Closed Cases	13
Resolving Cases	13
Dispositions / Case Abstracts	14
Dispositions - Full Investigations	16
Dispositions - All CCRB Cases	17
Dispositions - Allegations	18
Substantiation Rates	20
Substantiation Rates and Video	21
Board Discipline Recommendations for Substantiated Complaints	22
Board Discipline Recommendations for Substantiated Allegations	24
Truncations	26
Complaints by PSA	27
Mediation Unit	29
Administrative Prosecution Unit	31
NYPD Discipline	32
Appendix	37

Executive Summary

The Civilian Complaint Review Board (“CCRB”) is an independent municipal Agency that investigates complaints of NYPD misconduct. Every month, the CCRB prepares an Executive Director report for its public meeting. Data for February 2020 included the following highlights:

- 1) Of the cases in the CCRB active investigations docket, 64% have been open for 4 months or fewer, and 81% have been open for 7 months or fewer (page 10). In February, the CCRB opened 383 new cases (page 4), and currently has a total open docket of 2,387 cases (page 11).
- 2) The CCRB substantiated allegations in 22% of its fully investigated cases (page 16).
- 3) The CCRB fully investigated 23% of the cases it closed in February (page 13) and resolved (fully investigated, mediated or attempted mediation) 26% of the cases it closed (page 17). The Agency's truncation rate was 74% (page 13). This is primarily driven by uncooperative complainants/alleged victims, or witnesses.
- 4) For February, investigations using video evidence resulted in substantiated allegations in 29% of cases - compared to 11% of cases in which video was not available (page 20-21).
- 5) The Monthly Report includes a breakdown of complaints and substantiations by NYPD precinct and borough of occurrence (pages 5-6, 25).
- 6) In February the Police Commissioner finalized 2 decision(s) against police officers in Administrative Prosecution Unit (APU) cases (page 31). The CCRB's APU prosecutes the most serious allegations of misconduct. The APU conducted 5 trials against members of the NYPD year-to-date; 1 trial was conducted against respondent officers in February.

Finally, the Monthly Report contains a Table of Contents, Glossary, and Appendix, all meant to assist readers in navigating this report. The CCRB is committed to producing monthly reports that are valuable to the public, and welcomes feedback on how to make its data more accessible.

Glossary

In this glossary we have included a list of terms that regularly appear in our reports.

Allegation: An allegation is a specific act of misconduct. The same “complaint” can have multiple allegations – excessive force and discourteous language, for example. Each allegation is reviewed separately during an investigation.

APU: The Administrative Prosecution Unit is the division of the CCRB that has prosecuted “charges” cases since April 2013, after the signing of a 2012 Memorandum of Understanding between the CCRB and NYPD.

Board Panel: The “Board” of the CCRB has 13 members. Of the 13 members, five are chosen by the Mayor, five are chosen by the City Council, and three are chosen by the Police Commissioner. Following a completed investigation by the CCRB staff, three Board members, sitting as a Board Panel, will make a finding on whether misconduct occurred and will make a recommendation on what level of penalty should follow.

Case/Complaint: For the purposes of CCRB data, a “case” or “complaint” is defined as any incident within the Agency’s jurisdiction, brought to resolution by the CCRB. Cases/Complaints thus include truncations, fully investigated or ongoing cases, mediations, and completed investigations pending Board Panel review.

Disposition: The Board’s finding as to the outcome of a case (i.e. if misconduct occurred).

FADO: Under the City Charter, the CCRB has jurisdiction to investigate the following categories of police misconduct: Force, Abuse of Authority, Discourtesy, and Offensive Language, collectively known as “FADO”.

Intake: CCRB’s intake team initially handles complaints from the public. Intake takes complaints that come via live phone calls, voicemails, an online complaint form, or in-person.

Investigation: CCRB investigators gather evidence and interview witnesses to prepare reports on misconduct allegations. An investigation ends when a closing report is prepared detailing the evidence and legal analysis, and the case is given to the Board for disposition.

Mediation: A complainant may mediate his or her case with the subject officer, in lieu of an investigation, with the CCRB providing a neutral, third-party mediator.

Truncation: When a complaint is withdrawn or there is no complainant/alleged victim available for an interview, the investigation is “truncated.”

Complaints Received

The CCRB's Intake team processes misconduct complaints from the public and referrals from the NYPD. Under the New York City Charter, the CCRB's jurisdiction is limited to allegations of misconduct related to Force, Abuse of Authority, Discourtesy and Offensive Language. All other complaints are referred to the appropriate agency. Figure 1 refers to all complaints that the CCRB receives and Figures 2 and 3 refer to new cases that remain with the Agency. In February 2020, the CCRB initiated 383 new complaints.

Figure 1: Total Intake by Month (January 2019 - February 2020)

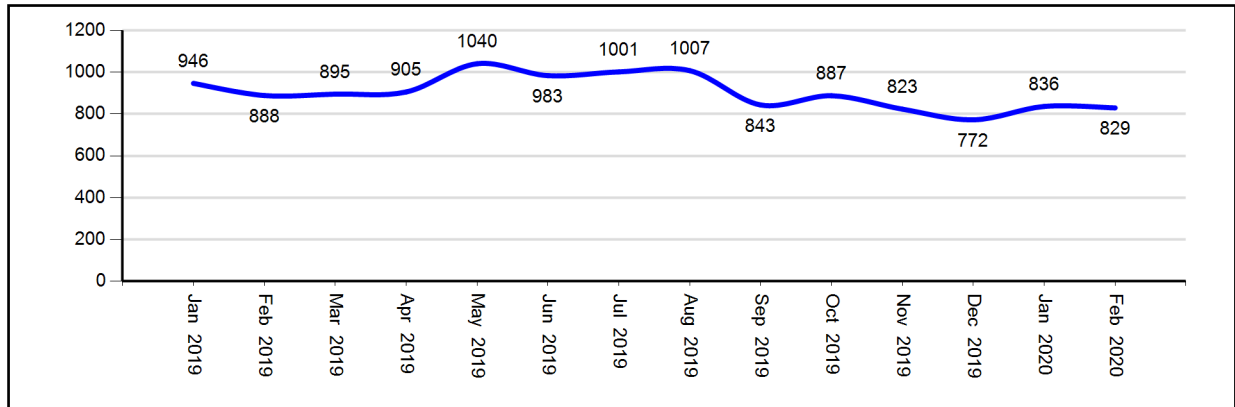


Figure 2: New CCRB Complaints by Month (January 2019 - February 2020)

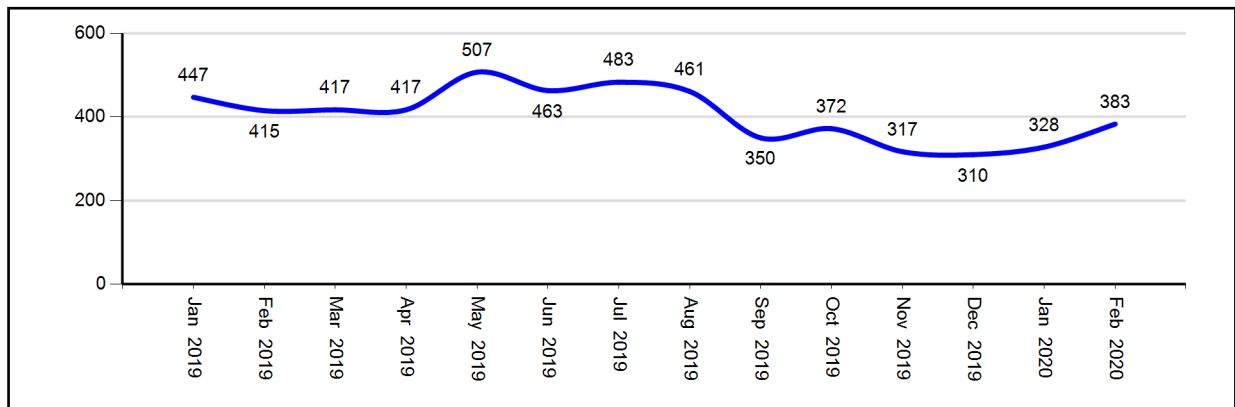
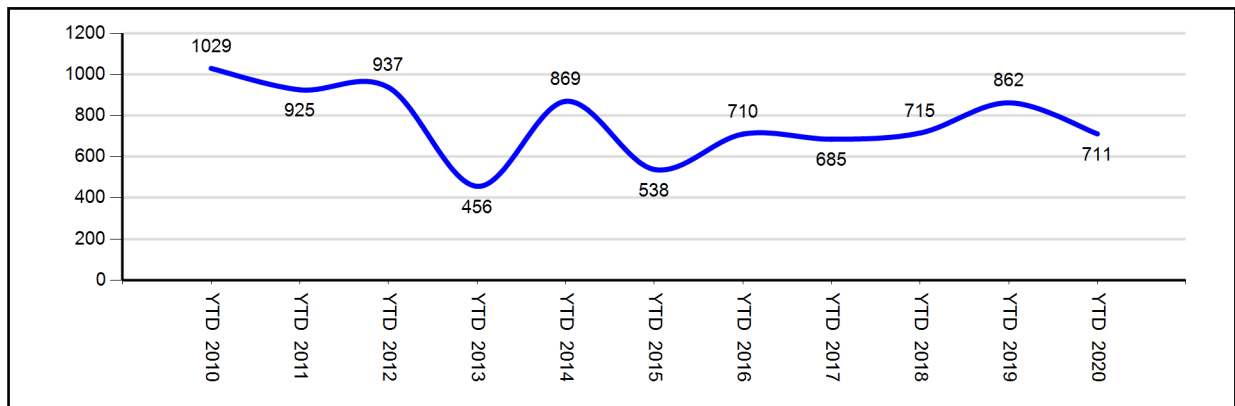


Figure 3: New CCRB Complaints by Year (YTD 2010 - YTD 2020)



CCRB Cases Received by Borough and Precinct

Of the five boroughs, the largest number of misconduct complaints stemmed from incidents occurring in Brooklyn, followed by Manhattan. The 75th Precinct had the highest number at 22 incidents.

Figure 4: CCRB Complaints Received By Borough of Occurrence (February 2020)

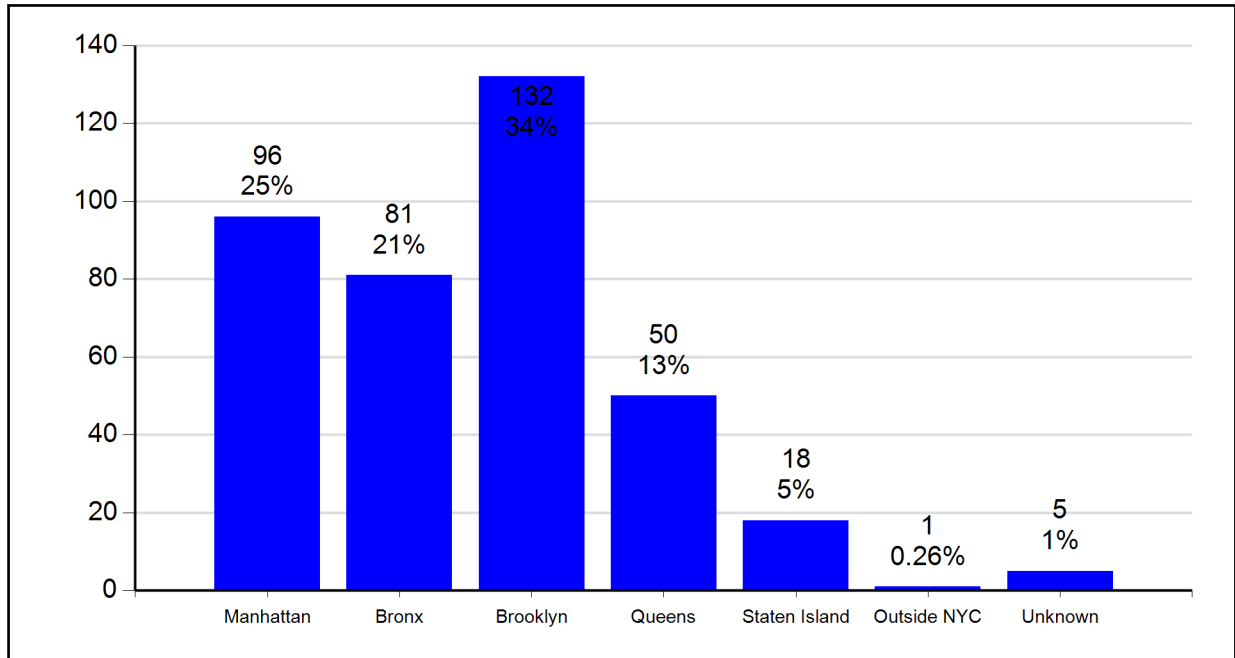


Figure 5: CCRB Complaints Received By Borough of Occurrence (YTD 2020)

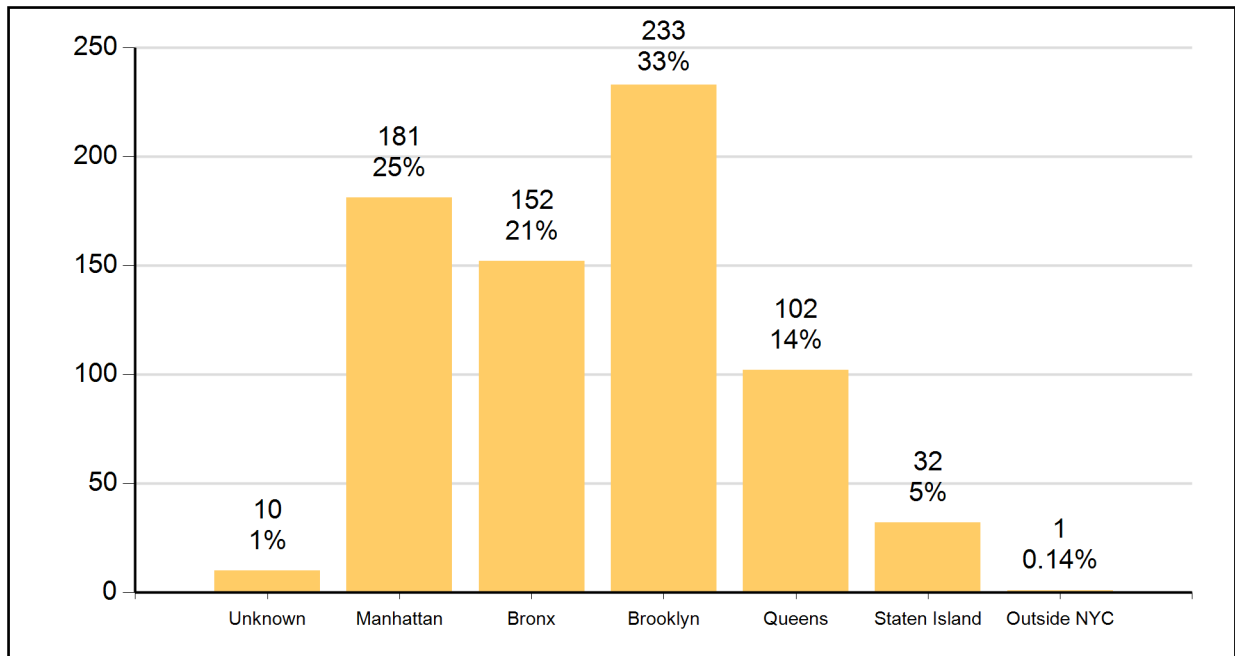


Figure 6: CCRB Complaints Received By Precinct of Occurrence (February 2020)

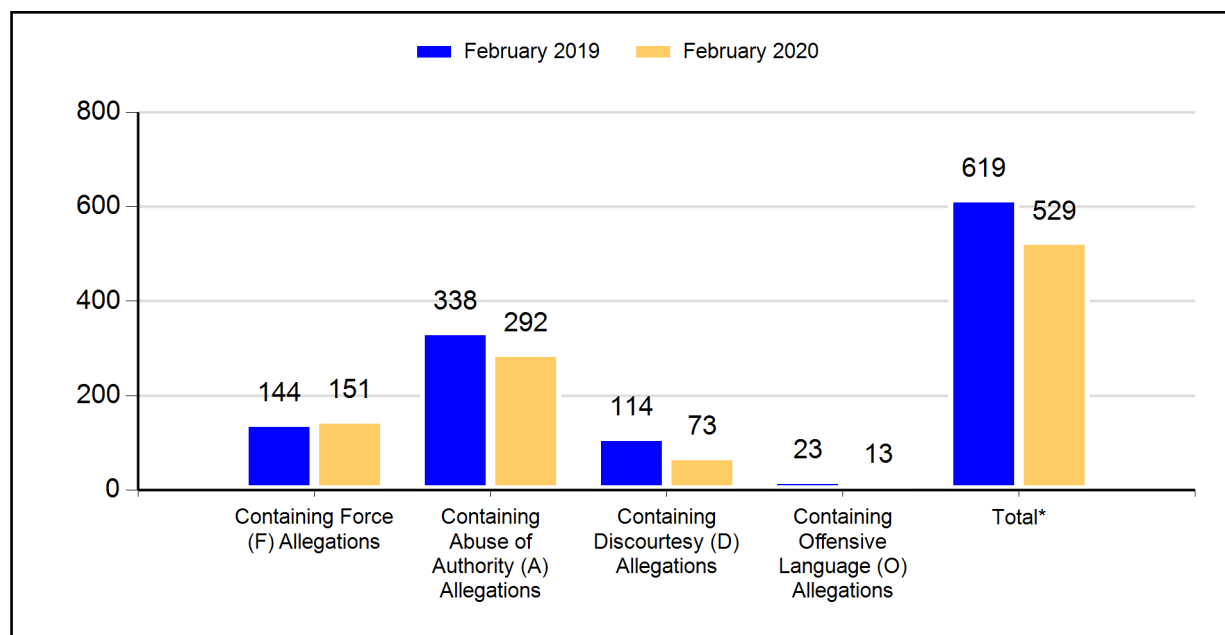
NYPD Precinct of Occurrence*	Number of Complaints	NYPD Precinct of Occurrence*	Number of Complaints
0	1	67	11
1	3	68	3
5	6	69	1
6	4	70	7
7	5	71	4
9	3	72	4
10	3	73	9
13	1	75	22
14	8	76	4
17	1	77	8
18	8	78	3
19	2	79	11
20	4	81	5
23	12	83	3
24	2	84	6
25	4	88	1
26	3	90	5
28	5	100	2
30	6	101	1
32	6	102	2
33	2	103	11
34	4	104	5
40	9	105	4
41	9	106	1
42	4	107	1
43	11	108	2
44	8	109	3
45	7	110	3
46	10	111	2
47	8	112	1
48	2	113	9
49	2	114	2
50	1	120	7
52	9	121	6
60	6	122	2
61	8	123	3
62	3	Unknown	15
63	4		

*These figures track where an incident occurred, not necessarily the Command of the officer. Please review Figures 62A-62Q for Command Level data for cases closed in 2017.

Allegations Received

As described in the previous section, the CCRB has jurisdiction over four categories of NYPD misconduct. In comparing February 2019 to February 2020, the number of complaints containing an allegation of Force is up, Abuse of Authority complaints are down, Discourtesy are down and Offensive Language are down. Figures for the year-to-date comparison show that in 2020, complaints containing an allegation of Force are down, Abuse of Authority are down, Discourtesy are down and Offensive Language are down.

Figure 7: CCRB Complaints Received By Type of Allegation (February 2019 vs. February 2020)



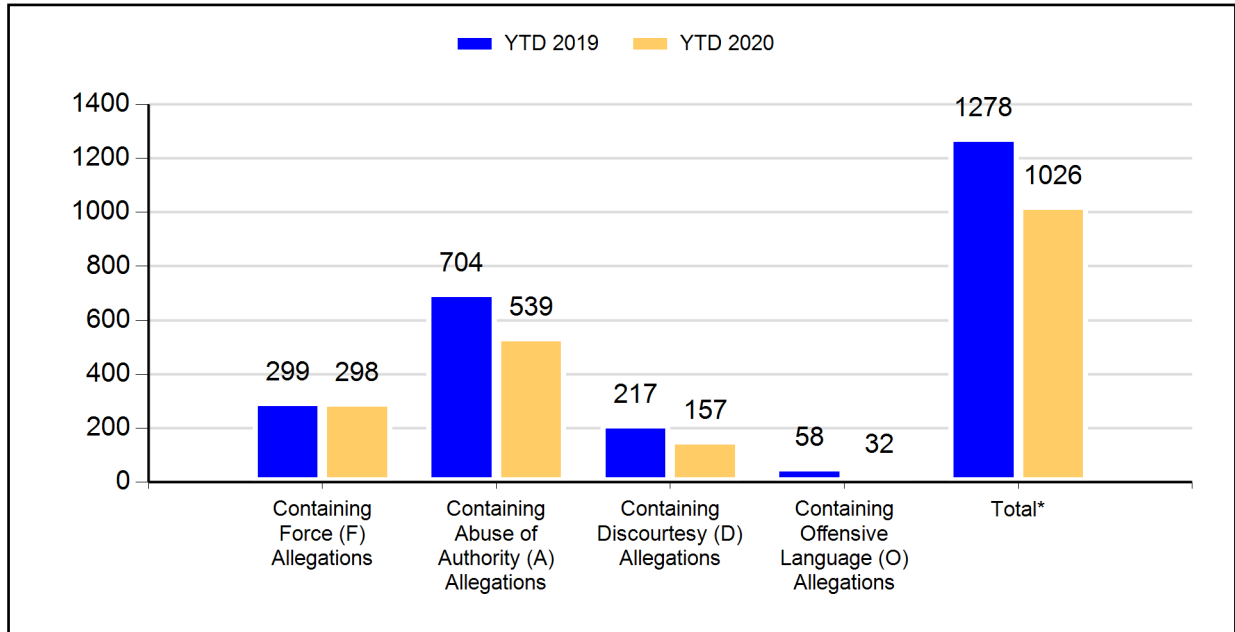
*This is the total of distinct FADO allegation types in complaints received.

Figure 8: CCRB Complaints Received By Type of Allegation (% of Complaints)

	February 2019		February 2020		Change	% Change
	Count	% of Total Complaints	Count	% of Total Complaints		
Force (F)	144	35%	151	39%	7	5%
Abuse of Authority (A)	338	81%	292	76%	-46	-14%
Discourtesy (D)	114	27%	73	19%	-41	-36%
Offensive Language (O)	23	6%	13	3%	-10	-43%
Total FADO Allegations	619		529		-90	-15%
Total Complaints	415		383		-32	-8%

Note: the number of allegations in recently received complaints typically grows somewhat as the complaints are investigated.

Figure 9: CCRB Complaints Received By Type of Allegation (YTD 2019 vs. YTD 2020)



*This is the total of distinct FADO allegation types in complaints received.

Figure 10: CCRB Complaints Received By Type of Allegation YTD (% of Complaints)

	YTD 2019		YTD 2020		Change	% Change
	Count	% of Total Complaints	Count	% of Total Complaints		
Force (F)	299	35%	298	42%	-1	0%
Abuse of Authority (A)	704	82%	539	76%	-165	-23%
Discourtesy (D)	217	25%	157	22%	-60	-28%
Offensive Language (O)	58	7%	32	5%	-26	-45%
Total FADO Allegations	1278		1026		-252	-20%
Total Complaints	862		711		-151	-18%

Note: the number of allegations in recently received complaints typically grows somewhat as the complaints are investigated.

Figure 11: Total Allegations (% of Total Allegations)

	February 2019		February 2020		Change	% Change
	Count	% of Total Allegations	Count	% of Total Allegations		
Force (F)	334	21%	289	22%	-45	-13%
Abuse of Authority (A)	1086	67%	906	70%	-180	-17%
Discourtesy (D)	174	11%	90	7%	-84	-48%
Offensive Language (O)	34	2%	14	1%	-20	-59%
Total Allegations	1628		1299		-329	-20%
Total Complaints	415		383		-32	-8%

Figure 12: Total Allegations YTD (% of Total Allegations)

	YTD 2019		YTD 2020		Change	% Change
	Count	% of Total Allegations	Count	% of Total Allegations		
Force (F)	652	20%	595	23%	-57	-9%
Abuse of Authority (A)	2276	68%	1747	67%	-529	-23%
Discourtesy (D)	318	10%	217	8%	-101	-32%
Offensive Language (O)	78	2%	38	1%	-40	-51%
Total Allegations	3324		2597		-727	-22%
Total Complaints	862		711		-151	-18%

The number of allegations in recently received complaints typically grows as the complaints are investigated.

CCRB Docket

As of the end of February 2020, 64% of active CCRB cases are fewer than five months old, and 81% active cases have been open for fewer than eight months.

Figure 13: Age of Active Cases Based on Received Date (February 2020)

Case Age Group	Count	% of Total
Cases 0-4 Months	1368	63.7%
Cases 5-7 Months	380	17.7%
Cases 8-11 Months	286	13.3%
Cases 12-18 Months*	106	4.9%
Cases Over 18 Months**	6	0.3%
Total	2146	100%

*12-18 Months: 20 cases that were reopened; 1 case that was on DA Hold.

**Over18 Months: 3 cases that were reopened; 2 cases that were on DA Hold.

Figure 14: Age of Active Cases Based on Incident Date (February 2020)

	Count	% of Total
Cases 0-4 Months	1219	56.8%
Cases 5-7 Months	406	18.9%
Cases 8-11 Months	335	15.6%
Cases 12-18 Months*	158	7.4%
Cases Over 18 Months**	28	1.3%
Total	2146	100%

*12-18 Months: 18 cases that were reopened; 1 case that was on DA Hold.

**Over18 Months: 7 cases that were reopened; 3 cases that were on DA Hold.

An active case is here defined as an investigation; cases in mediation are excluded.

Figure 15: Number of Active Investigations (January 2019 - February 2020)

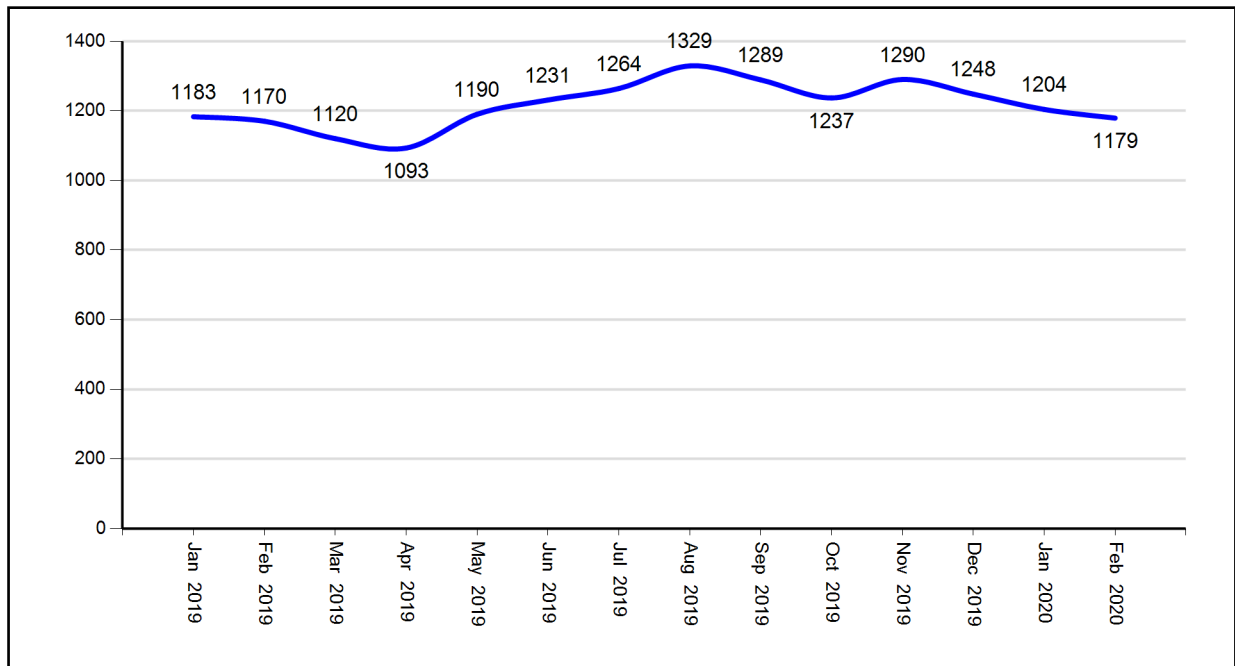


Figure 16: Open Docket Analysis

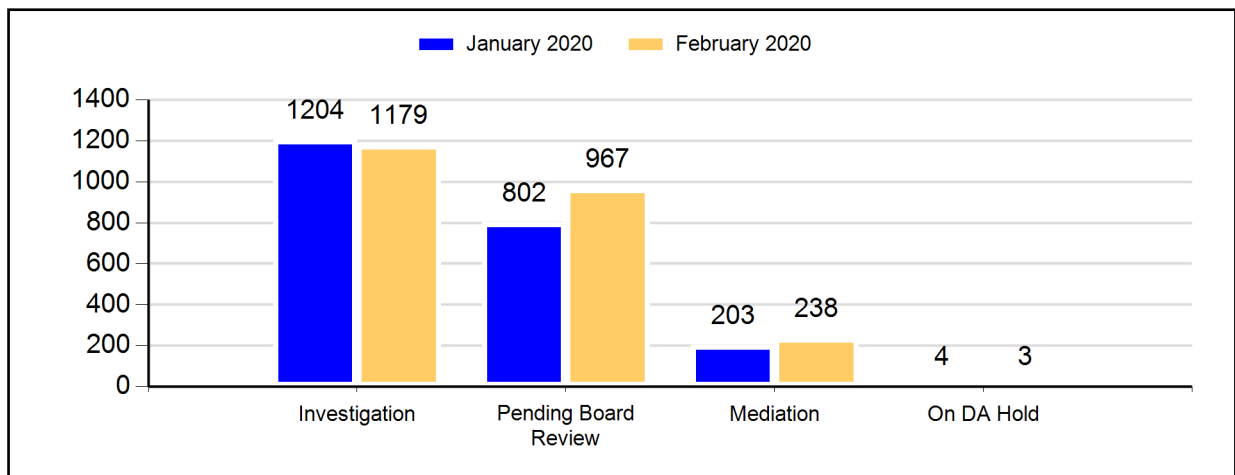


Figure 17: Open Docket Analysis with % Change

	January 2020		February 2020		Change	% Change
	Count	% of Total	Count	% of Total		
Investigations	1204	54%	1179	49%	-25	-2%
Pending Board Review	802	36%	967	41%	165	21%
Mediation	203	9%	238	10%	35	17%
On DA Hold	4	0%	3	0%	-1	-25%
Total	2213		2387		174	8%

Body Worn Camera Footage Requests

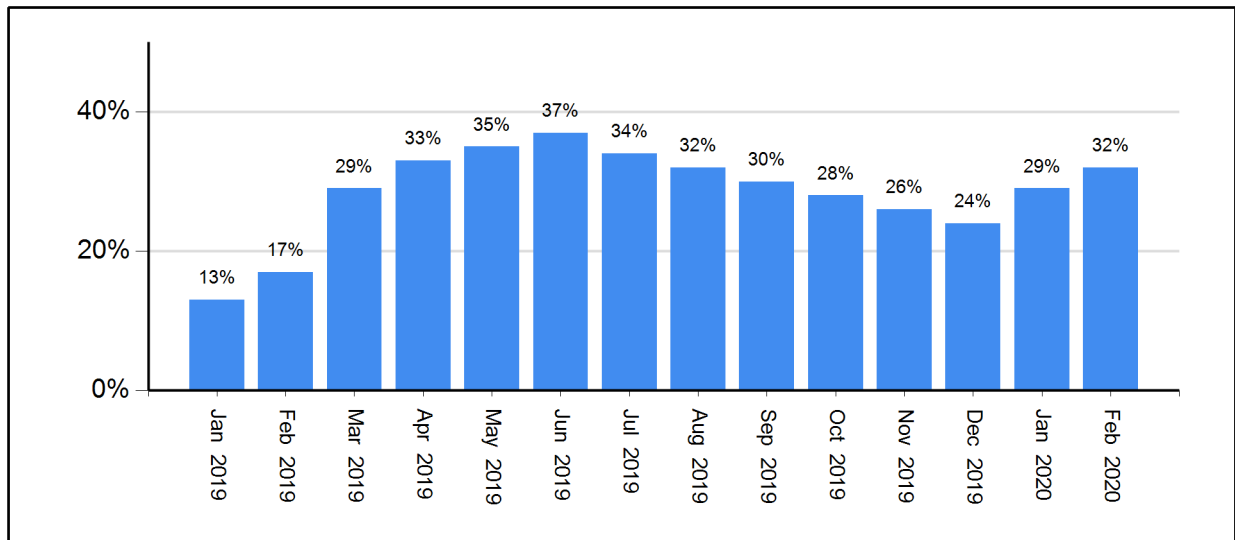
Since the widespread roll out of body worn cameras in 2018, the collection of footage from these cameras has become an integral part of CCRB investigations.

The timeliness of the response to BWC footage requests has a direct impact on the length of time it takes to complete an investigation. The longer it takes to fulfill BWC requests, the longer CCRB investigations remain on the open docket.

Figure 18: Pending Requests for BWC Footage

Days Pending	BWC Requests	% of Total
00 <= Days < 30	320	52.0%
30 <= Days < 60	201	32.7%
60 <= Days < 90	33	5.4%
90 <= Days	61	9.9%
Total	615	100%

Figure 19: Percentage of Open Investigations Docket with Pending BWC Requests (January 2019 - February 2020)

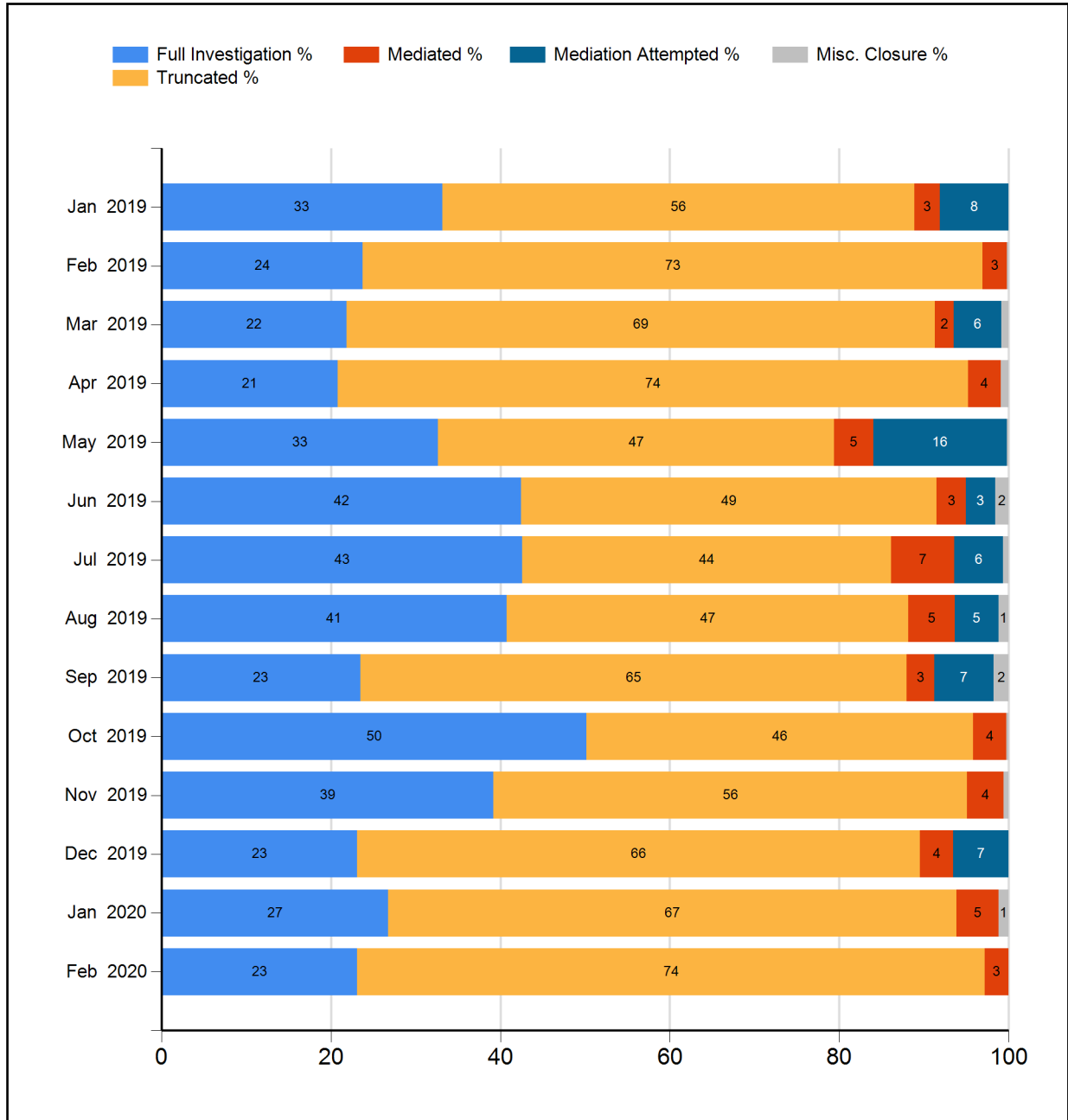


Closed Cases

Resolving Cases

In February 2020, the CCRB fully investigated 23% of the cases it closed, and resolved (fully investigated, mediated or mediation attempted) 26% of the cases it closed.

Figure 20: Case Resolutions (January 2019 - February 2020) (%)



Dispositions

Cases fully investigated by the CCRB generally receive one of five outcomes:

- If the alleged misconduct is found to have occurred, based on the preponderance of the evidence, the allegation is **substantiated**.
- If there is not enough evidence to determine whether or not the alleged misconduct occurred, the allegation is **unsubstantiated**.
- If the preponderance of the evidence suggests that the event or alleged act did not occur, the allegation is **unfounded**.
- If the event did occur, but was not improper by a preponderance of evidence, the allegation is **exonerated**.
- If the CCRB was unable to identify any of the officers accused of misconduct, the case is closed as **officer unidentified**.

Additionally, a case might be **mediated**, with the subject officer and complainant discussing the incident in the presence of a neutral third-party moderator, or closed as **mediation attempted**, the designation for a case in which both the officer and the civilian agree to mediate, but the civilian fails to appear twice for the scheduled mediation session or fails to respond to attempts to schedule a mediation session. Finally, a case that cannot be fully investigated due to complainant/alleged victim unavailability or lack of cooperation is **truncated**.

Case Abstracts

The following case abstracts are taken from complaints closed this month and serve as examples of what the different CCRB dispositions mean in practice:

1. Substantiated

Officers responded to a 911 call from a third party. The caller reported that an individual, whom she had an Order of Protection against, was standing outside her building with a knife. When officers responded, they saw the individual standing with his family and friends outside of the building. The individual tried to walk away, but an officer told him he could not leave and was being detained. Officers made attempts to contact the 911 caller through her door, but were unsuccessful in doing so and therefore left the location approximately 20 minutes later without taking any law enforcement action. None of the officers provided the individual with a business card. Under the Right to Know Act, at the conclusion of law enforcement activities, such as pedestrian stops where an officer has an individualized, reasonable suspicion that the person stopped has committed, is committing, or is about to commit a crime, officers must offer a business card to such person at the conclusion of any such activity that does not result in an arrest or summons. Given that it is undisputed that the officer initiated the stop of the individual and the individual was not arrested or summonsed, the officer was required to offer the individual a business card. The Board substantiated the Abuse of Authority allegation.

2. Unsubstantiated

Officers stopped a vehicle for having a defective headlight. During the course of the stop, an officer allegedly told the Complainant, "You are lucky that you did not get a shotgun to the face and I did not drag you out of the car." The investigation obtained body-worn camera footage regarding this incident; however, the footage did not capture the period during which misconduct was alleged to have occurred. In their CCRB interview, the officer denied threatening to use force against the individual or making the alleged statement. The officers' partner also denied hearing the subject officer making the alleged statement. Given the absence of additional documentary evidence or the testimony of an independent witness, the investigation could not determine by a preponderance of evidence that the officer threatened the Complainant with force. The Board unsubstantiated the Abuse of Authority allegation.

3. Unfounded

An individual took an excess of Xanax and called 311 to request psychological help. Three officers responded. The individual alleged that after opening her door, an officer allegedly pushed her aside and entered her apartment, followed by two other officers. The officers then allegedly removed the individual to Hospital X, though she could not remember how she was transported there. The CCRB obtained a recording of the 911 call that initiated the response. In it, the individual spoke with an operator stating that she was damaged because she spoke the truth about Trump, that “they” were not allowed to do anything to her because she was white, and that she was depressed. The operator sent the police to the location. Police radio communications associated with the call indicated that a patrol sector responded to the individual’s apartment, but marked it as unnecessary, meaning that they determined police action was not needed. BWC footage depicted an officer, standing outside the individual’s apartment and telling them, “We don’t take complaints for that unfortunately.” In response, the individual told the officers that she did not need their help. Medical records were requested for the incident date, but no records existed of the individual being brought to Hospital X. Due to the lack of medical records, the radio transmission of the officers marking their presence as unnecessary, and the BWC footage indicating that officers never entered the apartment nor touched the individual, the investigation determined that force was never used against the individual, nor was her apartment entered, nor was she removed to the hospital. The Board unfounded one Force and two Abuse of Authority allegations.

4. Exonerated

On Independence Day, an individual was playing music loudly from a speaker, which was placed on top of his car in an auto body shop. Officers responded to a noise complaint about the music and an officer issued the individual a summons for unreasonable noise. The officer also seized the individual’s speaker box, which the individual alleged was an abuse of the officer’s authority.

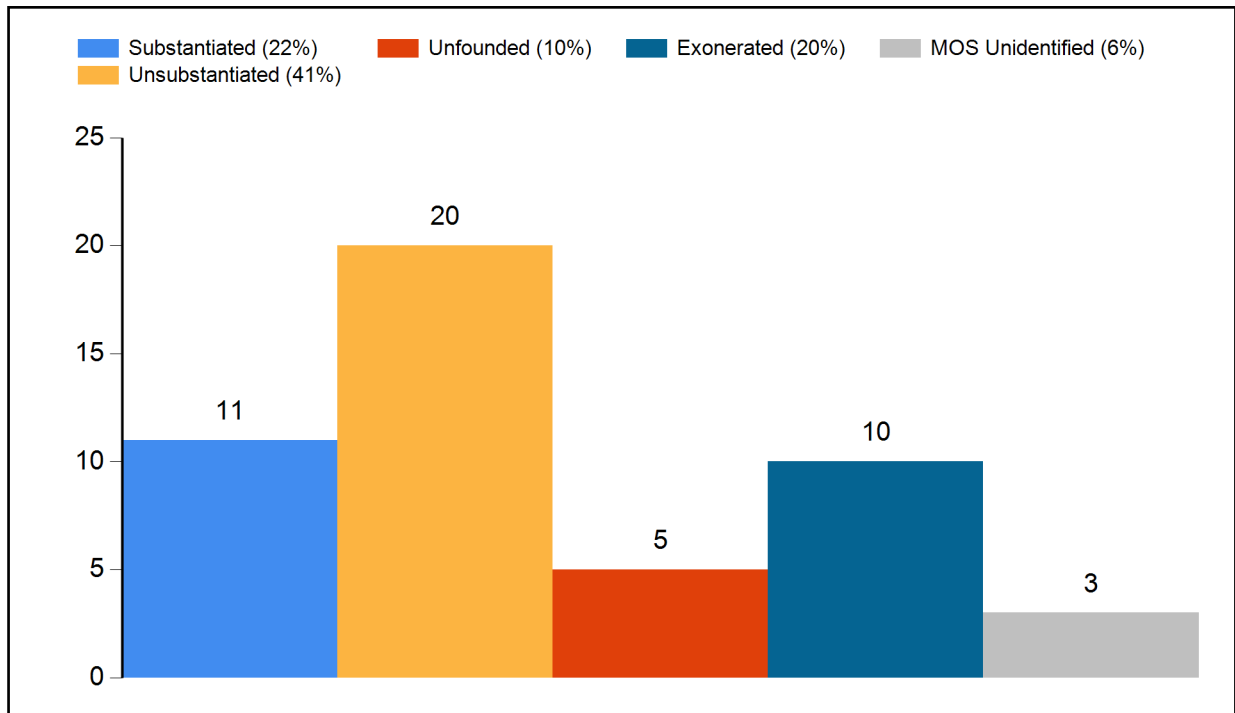
During his testimony, the officer testified that upon responding to the scene, he could hear the music from one to two blocks away. The officer noted that he had given several warnings at this location in the past. BWC footage verified this statement, and showed one of the workers at the auto body shop acknowledging the officers’ statement that the location had received multiple noise complaint warnings in the past by stating, “It’s true you have given us lots of breaks.” According to Patrol Guide Procedure 214-23, when a uniformed member of service hears, observes, or receives a complaint of unreasonable noise they should attempt to correct the condition by warning the violator. If unable to correct the condition they can issue a summons and seize the sound device for evidentiary purposes. Although the individual denied receiving warnings, the response of one of the employees recorded in the BWC video confirmed that officers had given several past warnings to the garage about the noise. Since officers attempted to remedy the situation by giving warnings in the past, the investigation determined by a preponderance of the evidence that the officer acted within the scope of the Patrol Guide and was justified in seizing the individual’s speaker box. The Board exonerated the Abuse of Authority allegation.

5. Officer Unidentified

An individual was walking when three plainclothes officers in an unmarked, blue van stopped him. An officer frisked the individual and asked if he was hiding a bottle. Another officer frisked the individual and searched his pockets. The officers removed the individual’s wallet, a hammerhead and a notebook from his jacket pocket. The officers then returned the individual’s property and left the scene. The individual was not provided with any business cards, and was not summonsed or arrested. The investigation reviewed a wide range of documents associated with this incident. However, none of these documents yielded evidence of officers at the alleged date, time, and place, fitting the descriptions the individual provided. The investigation identified one blue van that may have held the subject officers. However, there were no record of which officers operated that vehicle on the incident date. Consequently, the subject officers were not identified. Without additional evidence, the investigation could not identify the subject officers in this case. The Board closed the allegation as Officer Unidentified.

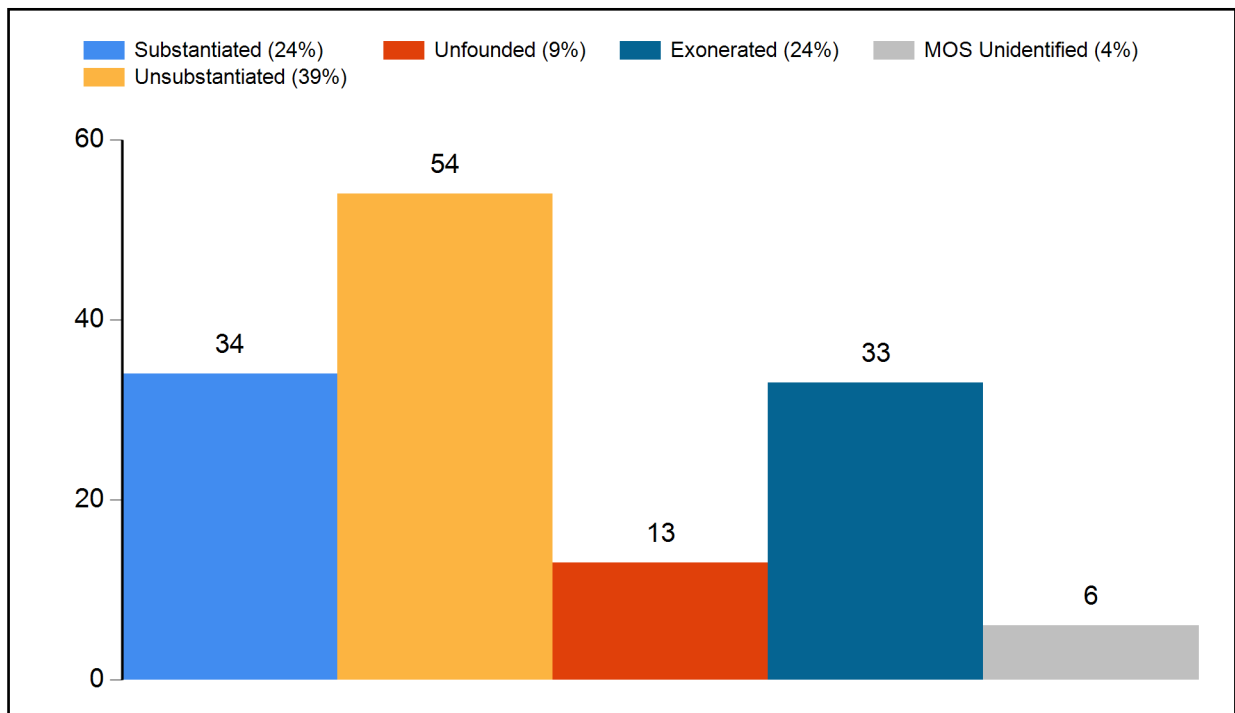
Dispositions - Full Investigations

Figure 21: Disposition Counts of Full Investigations (February 2020)



Due to the reconsideration process, counts are subject to change.

Figure 22: Disposition Counts of Full Investigations (YTD 2020)



Due to the reconsideration process, counts are subject to change.

Dispositions - All CCRB Cases

In addition to full investigations, CCRB cases can be closed through mediation and truncation. The following table lists all the CCRB case closures for the current month and year-to-date.

Figure 23: Disposition of Cases (2019 vs 2020)

	Feb 2019		Feb 2020		YTD 2019		YTD 2020	
Full Investigations	Count	% of Total	Count	% of Total	Count	% of Total	Count	% of Total
Substantiated	21	21%	11	22%	62	22%	34	24%
Exonerated	14	14%	10	20%	51	18%	33	24%
Unfounded	10	10%	5	10%	24	9%	13	9%
Unsubstantiated	47	47%	20	41%	120	43%	54	39%
MOS Unidentified	9	9%	3	6%	20	7%	6	4%
Total - Full Investigations	101		49		277		140	
Mediation Closures	Count	% of Total	Count	% of Total	Count	% of Total	Count	% of Total
Mediated	12	100%	6	100%	28	39%	23	100%
Mediation Attempted	0	0%	0	0%	43	61%	0	0%
Total - ADR Closures	12		6		71		23	
Resolved Case Total	113	27%	55	26%	348	36%	163	30%
Truncations / Other Closures	Count	% of Total	Count	% of Total	Count	% of Total	Count	% of Total
Complaint withdrawn	55	18%	28	18%	128	21%	74	19%
Complainant/Alleged Victim/Witness uncooperative	162	52%	86	55%	306	50%	200	51%
Complainant/Alleged Victim/Witness unavailable	53	17%	31	20%	104	17%	66	17%
Alleged Victim unidentified	8	3%	0	0%	12	2%	4	1%
Closed - Pending Litigation*	33	11%	12	8%	57	9%	41	11%
Miscellaneous	0	0%	0	0%	0	0%	1	0%
Administrative closure**	1	0%	0	0%	1	0%	3	1%
Total - Other Case Dispositions	312		157		608		389	
Total - Closed Cases	425		212		956		552	

* Closed - Pending Litigation is a truncation category added in August 2017. It indicates that the complaint was truncated due to the complainant/alleged victim's attorney.

**Administrative closure is a special category that deals with NYPD's Internal Affairs Bureau-referred cases or spin off cases with no complainant/alleged victim, and in which CCRB attempts to locate or identify a complainant/alleged victim has yielded no results.

Dispositions - FADO Allegations

“Allegations” are different than “cases.” A case or complaint is based on an incident and may contain one or more allegations of police misconduct. The allegation substantiation rate is 10% for the month of February 2020, and the allegation substantiation rate is 13% year-to-date. The type of allegation the CCRB is most likely to substantiate is Discourtesy – substantiating 27% of such allegations during February 2020, and 22% for the year.

Figure 24: Disposition of Allegations (2019 vs 2020)

	Feb 2019		Feb 2020		YTD 2019		YTD 2020	
Fully Investigated Allegations	Count	%of Total	Count	%of Total	Count	%of Total	Count	%of Total
Substantiated	51	12%	23	10%	185	14%	90	13%
Unsubstantiated	139	32%	84	37%	423	33%	219	32%
Unfounded	39	9%	22	10%	108	8%	72	11%
Exonerated	162	37%	70	30%	438	34%	232	34%
MOS Unidentified	47	11%	31	13%	137	11%	65	10%
Total - Full Investigations	438		230		1291		678	

Mediation Closures	Count	%of Total	Count	%of Total	Count	%of Total	Count	%of Total
Mediated	22	100%	17	100%	45	33%	53	100%
Mediation Attempted	0	0%	0	0%	91	67%	0	0%
Total - ADR Closures	22		17		136		53	

Truncations / Other Closures	Count	%of Total	Count	%of Total	Count	%of Total	Count	%of Total
Complaint withdrawn	122	15%	67	17%	335	19%	181	17%
Complainant/Alleged Victim/Witness uncooperative	477	59%	225	56%	937	54%	573	55%
Complainant/Alleged Victim/Witness unavailable	95	12%	68	17%	225	13%	148	14%
Alleged Victim unidentified	21	3%	1	0%	44	3%	8	1%
Closed - Pending Litigation	94	12%	37	9%	198	11%	125	12%
Miscellaneous	0	0%	3	1%	9	1%	9	1%
Administrative closure	2	0%	0	0%	2	0%	7	1%
Total - Other Case Dispositions	811		401		1750		1051	

Total - Closed Allegations	1271		648		3177		1782	
-----------------------------------	------	--	-----	--	------	--	------	--

Figure 25: Disposition of Allegations By FADO Category (February 2020)

	Substantiated	Unsubstantiated	Exonerated	Unfounded	Officers Unidentified	Total
Force	0 0%	20 53%	6 16%	8 21%	4 11%	38 100%
Abuse of Authority	17 10%	51 31%	62 38%	11 7%	23 14%	164 100%
Discourtesy	6 27%	9 41%	2 9%	2 9%	3 14%	22 100%
Offensive Language	0 0%	4 67%	0 0%	1 17%	1 17%	6 100%
Total	23 10%	84 37%	70 30%	22 10%	31 13%	230 100%

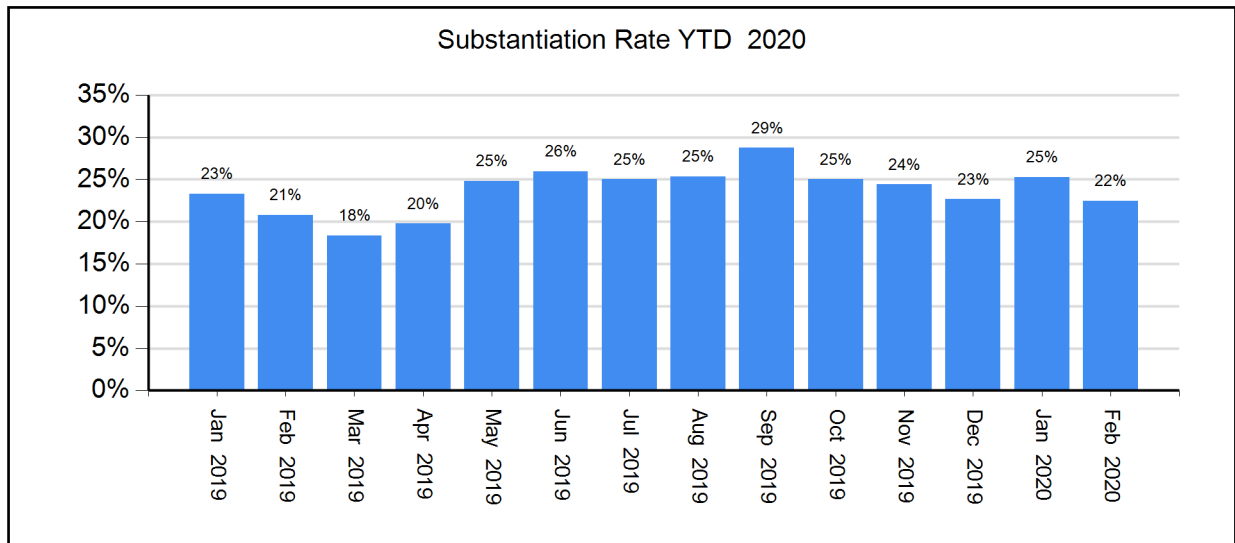
Figure 26: Disposition of Allegations By FADO Category (YTD 2020)

	Substantiated	Unsubstantiated	Exonerated	Unfounded	Officers Unidentified	Total
Force	2 1%	50 36%	47 34%	27 19%	13 9%	139 100%
Abuse of Authority	68 15%	132 30%	174 39%	33 7%	40 9%	447 100%
Discourtesy	17 22%	31 40%	11 14%	8 10%	10 13%	77 100%
Offensive Language	3 20%	6 40%	0 0%	4 27%	2 13%	15 100%
Total	90 13%	219 32%	232 34%	72 11%	65 10%	678 100%

Substantiation Rates

The February 2020 case substantiation rate was 22%.

Figure 27: Percentage of Cases Substantiated (January 2019 - February 2020)

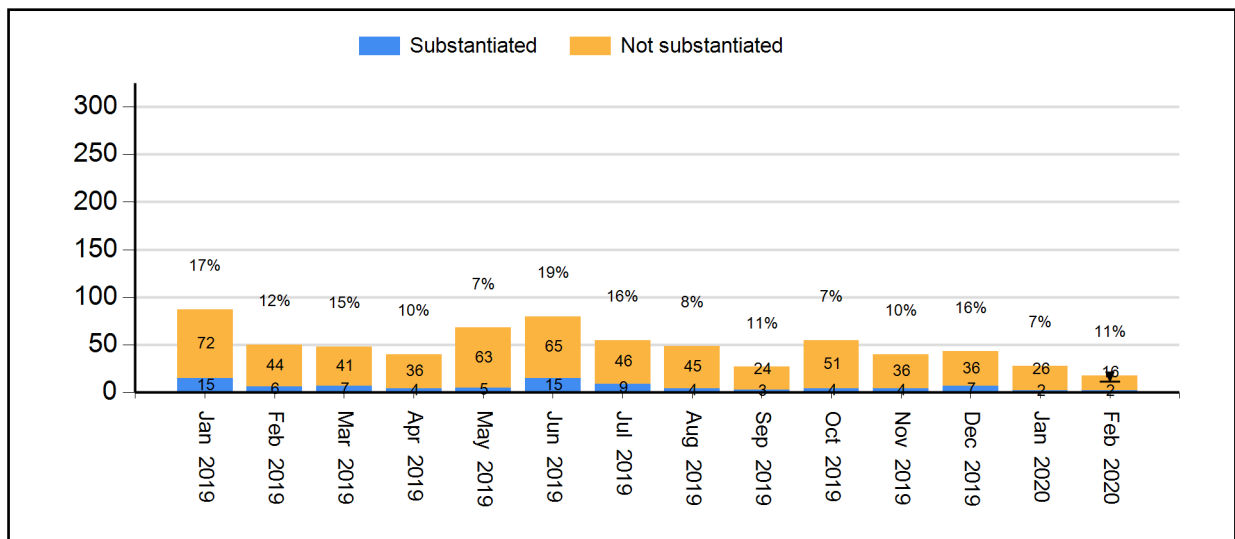


Due to the reconsideration process, counts are subject to change.

Substantiation Rates and Video

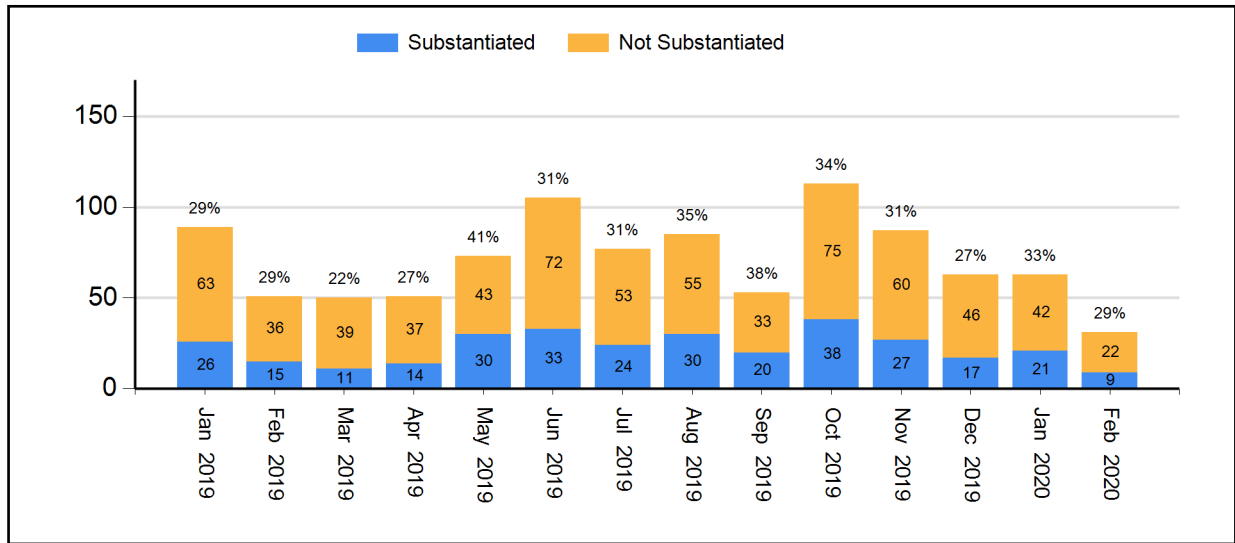
In general, investigations relying on video evidence from security cameras or personal devices result in much higher substantiation rates.

**Figure 28: Substantiation Rates for Full Investigations without Video (Jan 2020 - Feb 2020)
(% substantiated shown)**



Due to the reconsideration process, counts are subject to change.

Figure 29: Substantiation Rates for Full Investigations with Video (Jan 2020 - Feb 2020)
 (% substantiated shown)



Due to the reconsideration process, counts are subject to change.

Board Discipline Recommendations for Substantiated Complaints

After a CCRB investigative team has completed its investigation and recommended the substantiation of a complaint against an officer, a panel of three Board members determines whether to substantiate the allegation and make a disciplinary recommendation.

- “Charges and Specifications” are the most severe form of discipline. A decision to assign Charges commences a process that may result in an administrative trial in the NYPD Trial Room. An officer may lose vacation days, be suspended, or be terminated from the Department if the officer is found guilty.
- “Instructions” or “Formalized Training” are the least severe discipline, often recommended for officers who misunderstand a policy. This determination results in training at the command level (Instructions) or training at the Police Academy or NYPD Legal Bureau (Formalized Training).
- “Command Discipline” is recommended for misconduct that is moderately serious, but does not rise to the level of that associated with Charges. An officer can lose up to ten vacation days as a result of a Command Discipline.
- When the Board has recommended Instructions, Formalized Training or Command Discipline, the case is sent to the NYPD Commissioner to impose training and/or other penalties. Cases where the Board recommends charges are prosecuted by the CCRB’s Administrative Prosecution Unit.

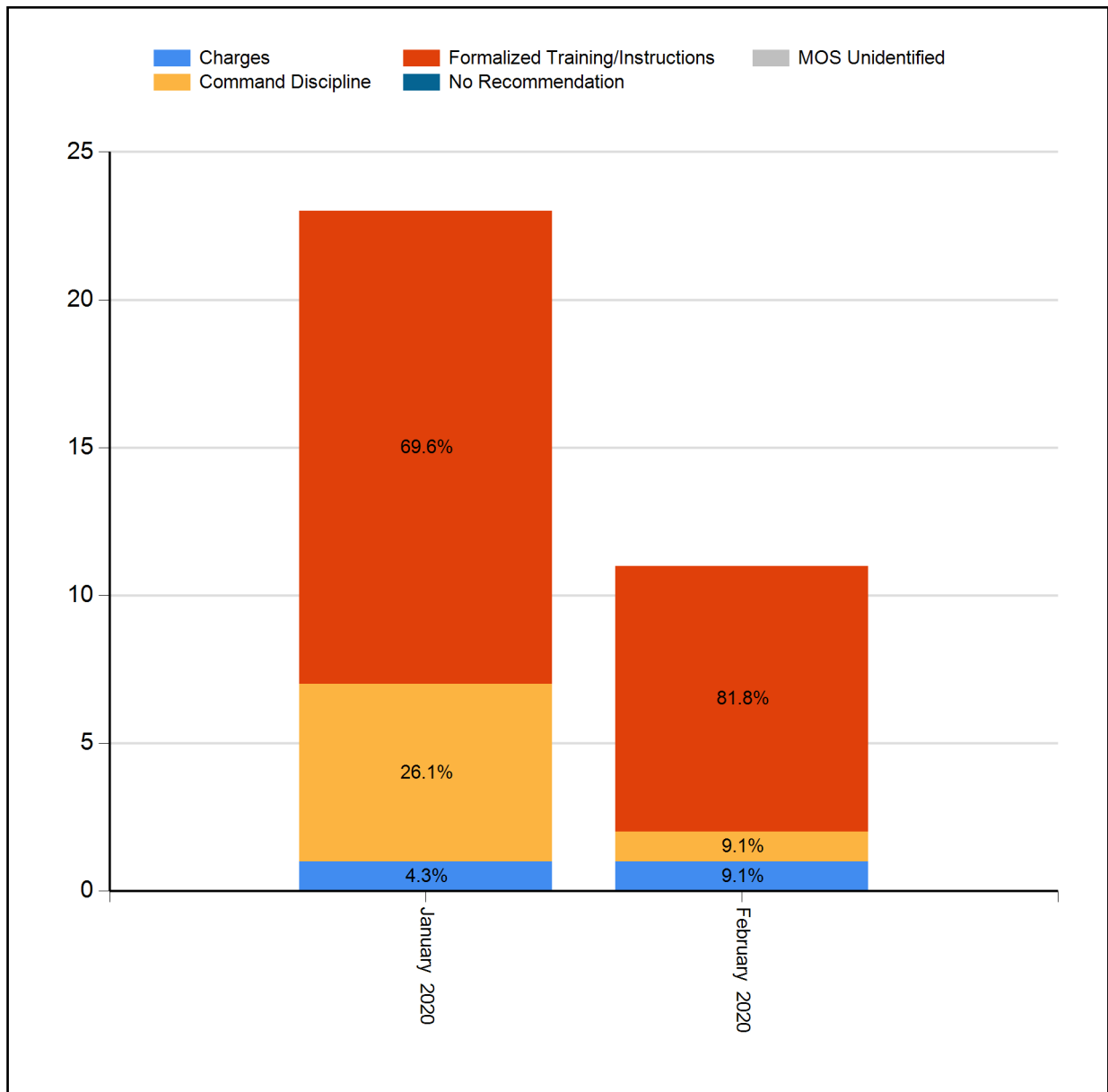
Figure 30: Board Discipline Recommendations For Substantiated Complaints*
(Feb 2019, Feb 2020, YTD 2019, YTD 2020)

Disposition	February 2019		February 2020		YTD 2019		YTD 2020	
	Count	%of Total	Count	%of Total	Count	%of Total	Count	%of Total
Charges	3	14%	1	9%	14	23%	2	6%
Command Discipline	9	43%	1	9%	26	42%	7	21%
Formalized Training	5	24%	4	36%	9	15%	12	35%
Instructions	4	19%	5	45%	13	21%	13	38%
MOS Unidentified	0	0%	0	0%	0	0%	0	0%
Total	21		11		62		34	

Due to the reconsideration process, counts are subject to change.

* A complaint containing a number of substantiated allegations against a number of different officers will typically generate a variety of different disciplinary recommendations. To determine the disciplinary recommendation associated with the complaint as a whole, the CCRB uses the most severe disciplinary recommendation made. The order of severity is: 1) Charges 2) Command Discipline 3) Formalized Training 4) Instructions.

Figure 31: Board Discipline Recommendations For Substantiated Complaints* (2020)



Due to the reconsideration process, counts are subject to change.

* A complaint containing a number of substantiated allegations against a number of different officers will typically generate a variety of different disciplinary recommendations. To determine the disciplinary recommendation associated with the complaint as a whole, the CCRB uses the most severe disciplinary recommendation made. The order of severity is: 1) Charges 2) Command Discipline 3) Formalized Training 4) Instructions.

Board Discipline Recommendations for Officers with Substantiated Allegations

A substantiated CCRB complaint may generate multiple substantiated allegations against multiple officers. Each substantiated allegation will carry its own discipline recommendation from the CCRB Board.

The following table presents the number of officers against whom discipline recommendations have been made as a result of a substantiated CCRB complaint. Where there are multiple substantiated allegations with multiple disciplinary recommendations for an officer in a complaint, the most severe disciplinary recommendation is used to determine the overall recommendation for that officer.

Figure 32: Board Discipline Recommendations for Officers with Substantiated Allegations*
(Feb 2019, Feb 2020, YTD 2019, YTD 2020)

Disposition	February 2019		February 2020		YTD 2019		YTD 2020	
	Count	%of Total	Count	%of Total	Count	%of Total	Count	%of Total
Charges	3	12%	1	6.2%	21	23.6%	2	4%
Command Discipline	12	48%	1	6.2%	40	44.9%	10	20%
Formalized Training	6	24%	6	37.5%	13	14.6%	19	38%
Instructions	4	16%	8	50%	15	16.9%	19	38%
MOS Unidentified	0	0%	0	0%	0	0%	0	0%
Total	25		16		89		50	

Due to the reconsideration process, counts are subject to change.

* The counts in this table reflect the number of distinct MOS with a substantiated allegation in each complaint.

Figure 33: Substantiated Allegations By Borough and NYPD Precinct (February 2020)

The figures in this table reflect all substantiated allegations for each MOS.

Board Disposition	FADO Category	Allegation	Precinct of Occurrence	Borough of Occurrence
Substantiated (Charges)	Abuse of Authority	Strip-searched	44	Bronx
Substantiated (Charges)	Abuse of Authority	Stop	44	Bronx
Substantiated (Charges)	Abuse of Authority	Stop	44	Bronx
Substantiated (Charges)	Discourtesy	Word	44	Bronx
Substantiated (Charges)	Discourtesy	Word	44	Bronx
Substantiated (Formalized Training)	Abuse of Authority	Other	46	Bronx
Substantiated (Formalized Training)	Abuse of Authority	Stop	46	Bronx
Substantiated (Command Lvl Instructions)	Abuse of Authority	Refusal to provide shield number	47	Bronx
Substantiated (Command Lvl Instructions)	Abuse of Authority	Failure to provide RTKA card	62	Brooklyn
Substantiated (Command Lvl Instructions)	Abuse of Authority	Failure to provide RTKA card	62	Brooklyn
Substantiated (Command Lvl Instructions)	Abuse of Authority	Failure to provide RTKA card	62	Brooklyn
Substantiated (Formalized Training)	Abuse of Authority	Entry of Premises	67	Brooklyn
Substantiated (Formalized Training)	Abuse of Authority	Search of Premises	67	Brooklyn
Substantiated (Formalized Training)	Discourtesy	Action	73	Brooklyn
Substantiated (Command Lvl Instructions)	Discourtesy	Word	75	Brooklyn
Substantiated (Command Discipline A)	Abuse of Authority	Entry of Premises	77	Brooklyn
Substantiated (Formalized Training)	Abuse of Authority	Property damaged	77	Brooklyn
Substantiated (Formalized Training)	Abuse of Authority	Property damaged	77	Brooklyn
Substantiated (Command Discipline A)	Abuse of Authority	Seizure of property	77	Brooklyn
Substantiated (Command Discipline A)	Discourtesy	Word	77	Brooklyn
Substantiated (Command Lvl Instructions)	Abuse of Authority	Threat of force (verbal or physical)	105	Queens
Substantiated (Command Lvl Instructions)	Discourtesy	Word	105	Queens
Substantiated (Command Lvl Instructions)	Abuse of Authority	Failure to provide RTKA card	113	Queens

Truncations

A “truncation” is a case that is not fully investigated, either because the complainant/alleged victim withdraws the complaint; is uncooperative with the investigation; is not available for the investigative team to interview; or is never identified. The CCRB constantly seeks to lower the number of truncations.

Figure 34: Truncated Allegations (February 2020)

	Withdrawn	Uncooperative	Unavailable	Civilian Unidentified	Pending Litigation*	Total
Force	4	40	30	0	22	96
Abuse of Authority	52	158	30	1	9	250
Discourtesy	9	22	7	0	5	43
Offensive Language	2	5	1	0	1	9
Total	67	225	68	1	37	398

Figure 35: Truncated CCRB Complaints (February 2020)

	Withdrawn	Uncooperative	Unavailable	Civilian Unidentified	Pending Litigation*	Total
Total	28	86	31	0	12	157

Figure 36: Truncated Allegations (YTD 2020)

	Withdrawn	Uncooperative	Unavailable	Civilian Unidentified	Pending Litigation*	Total
Force	21	101	51	3	70	246
Abuse of Authority	134	420	78	4	40	676
Discourtesy	21	42	16	0	12	91
Offensive Language	5	10	3	1	3	22
Total	181	573	148	8	125	1035

Figure 37: Truncated CCRB Complaints (YTD 2020)

	Withdrawn	Uncooperative	Unavailable	Civilian Unidentified	Pending Litigation*	Total
Total	74	200	66	4	41	385

*Pending Litigation is a truncation category added in August 2017. It indicates that the complaint was truncated due to the complainant/alleged victim's attorney.

Complaints Against Officers Assigned to Police Service Areas

The Police Service Areas (PSA) are commands that police New York City Housing Developments throughout the five boroughs. PSA complaints are defined as complaints that contain at least one FADO allegation against an officer assigned to a PSA command.

Figure 38: PSA Complaints Closed as % of Total Complaints Closed

	Feb 2019	Feb 2020	YTD 2019	YTD 2020
PSA Complaints	13	11	32	24
Total Complaints	425	212	956	552
PSA Complaints as % of Total	3.1%	5.2%	3.3%	4.3%

A single PSA complaint may contain allegations against multiple officers assigned to multiple PSA commands. The following table breaks out the different PSAs and shows the number of officers assigned to each PSA against whom FADO allegations have been made.

Figure 39: Closed Complaints Against Officers Assigned to a PSA

	Feb 2019	Feb 2020	YTD 2019	YTD 2020
PSA 1	0	1	4	2
PSA 2	3	2	12	4
PSA 3	0	1	1	1
PSA 4	5	1	12	1
PSA 5	2	1	7	1
PSA 6	2	0	9	7
PSA 7	3	3	3	16
PSA 8	5	4	8	8
PSA 9	2	0	3	4
Total	22	13	59	44

Complaints typically contain more than one allegation. The following table shows the allegations made against officers assigned to PSA commands broken out by FADO type.

Figure 40: Closed Allegations Against Officers Assigned to a PSA by FADO Type

	Feb 2019		Feb 2020		YTD 2019		YTD 2020	
	Count	% of Total	Count	% of Total	Count	% of Total	Count	% of Total
Force (F)	9	31%	4	24%	19	25%	21	35%
Abuse of Authority (A)	15	52%	9	53%	44	59%	28	47%
Discourtesy (D)	4	14%	3	18%	5	7%	9	15%
Offensive Language (O)	1	3%	1	6%	7	9%	2	3%
Total	29	100%	17	101%	75	100%	60	100%

Dispositions of Officers Assigned to PSAs

The following tables show the Board disposition of officers assigned to a PSA with a FADO allegation made against them.

Figure 41: Disposition of PSA Officers (2019 vs 2020)

	Feb 2019		Feb 2020		YTD 2019		YTD 2020	
Full Investigations	Count	%of Total	Count	%of Total	Count	%of Total	Count	%of Total
Substantiated	0	0%	0	0%	5	20%	4	20%
Exonerated	4	44%	1	50%	8	32%	13	65%
Unfounded	0	0%	0	0%	0	0%	0	0%
Unsubstantiated	5	56%	1	50%	12	48%	3	15%
MOS Unidentified	0	0%	0	0%	0	0%	0	0%
Total - Full Investigations	9		2		25		20	
Mediation Closures	Count	%of Total	Count	%of Total	Count	%of Total	Count	%of Total
Mediated	0	0%	0	0%	0	0%	1	100%
Mediation Attempted	0	0%	0	0%	0	0%	0	0%
Total - ADR Closures	0		0		0		1	
Resolved Case Total	9	41%	2	15%	25	42%	21	48%
Truncations / Other Closures	Count	%of Total	Count	%of Total	Count	%of Total	Count	%of Total
Complaint withdrawn	0	0%	4	36%	7	21%	5	22%
Complainant/Alleged Victim/Witness uncooperative	8	62%	5	45%	19	56%	10	43%
Complainant/Alleged Victim/Witness unavailable	2	15%	1	9%	3	9%	4	17%
Alleged Victim unidentified	0	0%	0	0%	0	0%	0	0%
Closed - Pending Litigation*	3	23%	1	9%	5	15%	4	17%
Miscellaneous	0	0%	0	0%	0	0%	0	0%
Administrative closure*	0	0%	0	0%	0	0%	0	0%
Total - Other Case Dispositions	13		11		34		23	
Total - Closed Cases	22		13		59		44	

* Closed - Pending Litigation is a truncation category added in August 2017. It indicates that the complaint was truncated due to the complainant/alleged victim's attorney.

**Administrative closure is a special category that deals with NYPD's Internal Affairs Bureau-referred cases or spin off cases with no complainant/alleged victim, and in which CCRB attempts to locate or identify a complainant/alleged victim has yielded no results.

Mediation Unit

Whenever mediation between a complainant/alleged victim and subject officer is suitable, it is offered by CCRB investigators. If the complainant/alleged victim and subject officer both agree to participate, a neutral, third-party mediator facilitates a conversation between the parties. “Mediation Attempted” refers to a situation in which an officer agrees to mediate and the complainant becomes unavailable (after the complainant initially agreed to mediation). The chart below indicates the number of mediations and attempted mediations in February and this year.

Figure 42: Mediated Complaints Closed

	February 2020			YTD 2020		
	Mediated	Mediation Attempted	Total	Mediated	Mediation Attempted	Total
Mediated Complaints	6	0	6	23	0	23

Figure 43: Mediated FADO Allegations Closed

	February 2020			YTD 2020		
	Mediated	Mediation Attempted	Total	Mediated	Mediation Attempted	Total
Force	1	0	1	1	0	1
Abuse of Authority	15	0	15	44	0	44
Discourtesy	1	0	1	7	0	7
Offensive Language	0	0	0	1	0	1
Total	17	0	17	53	0	53

Figure 44: Mediated Complaints By Borough (February 2020)

	Mediations
	0
Bronx	2
Brooklyn	3
Manhattan	0
Queens	1
Staten Island	0

Figure 45: Mediated Allegations By Borough (February 2020)

	Mediations
Bronx	2
Brooklyn	11
Manhattan	0
Queens	4
Staten Island	0

**Figure 46: Mediated Complaints By Precinct
(Feb 2020 - YTD 2020)**

Precinct	Feb 2020	YTD 2020	Precinct	Feb 2020	YTD 2020
19	0	1	61	0	1
23	0	1	62	0	1
24	0	1	67	0	1
28	0	1	75	1	1
34	0	1	78	2	3
43	0	1	84	0	1
44	0	1	103	1	1
45	0	1	104	0	1
50	2	2	110	0	1
52	0	1	121	0	1

**Figure 47: Mediated Allegations By Precinct
(Feb 2020 - YTD 2020)**

Precinct	Feb 2020	YTD 2020	Precinct	Feb 2020	YTD 2020
19	0	5	61	0	2
23	0	1	62	0	1
24	0	1	67	0	2
28	0	1	75	8	8
34	0	2	78	3	4
43	0	3	84	0	1
44	0	1	103	4	4
45	0	1	104	0	1
50	2	2	110	0	1
52	0	9	121	0	3

Administrative Prosecution Unit

The CCRB's Administrative Prosecution Unit (APU) prosecutes police misconduct cases when the Board has recommended charges, in the NYPD Trial Room. The APU is also able to offer pleas to officers who admit guilt rather than going to trial. Following a plea agreement or the conclusion of a disciplinary trial, cases are sent to the Police Commissioner for final penalties.

Figure 48: Administrative Prosecution Unit Case Closures

Disposition Category	Prosecution Disposition	Feb 2020	YTD 2020
Disciplinary Action	Not guilty after trial but Discipline Imposed	0	0
	Guilty after trial	0	0
	Trial verdict dismissed by PC, Comm. Disc. A imposed	0	0
	Trial verdict dismissed by PC, Comm. Disc. B imposed	0	0
	Trial verdict dismissed by PC, Formalized Training imposed	0	0
	Trial verdict dismissed by PC, Instructions imposed	0	0
	Trial verdict reversed by PC, Final verdict Guilty	0	0
	Resolved by plea	1	1
	Plea set aside, Comm. Disc. B	0	0
	Plea set aside, Comm. Disc. A	0	0
	Plea set aside, Formalized Training	0	0
	Plea set aside, Instructions	0	0
	*Retained, with discipline	1	3
	Disciplinary Action Total	2	4
No Disciplinary Action	Not guilty after trial	0	0
	Trial verdict reversed by PC, Final verdict Not Guilty	0	0
	Plea set aside, Without discipline	0	0
	**Retained, without discipline	0	0
	Dismissed by APU	0	0
	SOL Expired in APU	0	0
	No Disciplinary Action Total	0	0
Not Adjudicated	Charges not filed	0	0
	Deceased	0	0
	Other	0	0
	***Previously adjudicated, with discipline	0	0
	***Previously adjudicated, without discipline	0	0
	†Reconsidered by CCRB Board	0	0
	Retired	0	0
	SOL Expired prior to APU	0	0
	Not Adjudicated Total	0	0
	Total Closures	2	4

*Retained cases are those in which the Department kept jurisdiction pursuant to Section 2 of the April 2, 2012 Memorandum of Understanding between the NYPD and the CCRB.

** When the Department keeps jurisdiction pursuant to Section 2 and does not impose any discipline on the officer, it is the equivalent of a category referred to as "Department Unable to Prosecute" (DUP). Cases are referred to as DUP when the department decides that it will not discipline an officer against whom the Board recommended discipline other than charges.

*** In some cases, the Department conducts its own investigation and prosecution prior to the completion of the CCRB's investigation. In those cases, the APU does not conduct a second prosecution.

† Under the Board's reconsideration process, an officer who has charges recommended as the penalty for a substantiated allegation may have the recommended penalty changed to something other than charges or have the disposition changed to something other than substantiated. In those cases, the APU ceases its prosecution.

NYPD Discipline

Under the New York City Charter, the Police Commissioner makes the final decision regarding discipline and the outcome of disciplinary trials.

The first chart reflects NYPD-imposed discipline for cases brought by the APU (Charges).

The chart on the following page reflects cases referred to the Police Commissioner where the Board recommended Command Discipline, Formalized Training or Instructions.

Figure 49: NYPD Discipline Imposed for Adjudicated APU Cases

Discipline*	February 2020	YTD 2020
Terminated	0	0
Suspension for or loss of vacation time of 31 or more days and/or Dismissal Probation	0	0
Suspension for or loss of vacation time of 21 to 30 days	0	0
Suspension for or loss of vacation time of 11 to 20 days	1	1
Suspension for or loss of vacation time of 1 to 10 days	0	0
Command Discipline B	0	0
Command Discipline A	1	3
Formalized Training**	0	0
Instructions***	0	0
Warned & Admonished/Reprimanded	0	0
Disciplinary Action† Total	2	4
No Disciplinary Action†	0	0
Adjudicated Total	2	4
Discipline Rate	100%	100%
Not Adjudicated† Total	0	0
Total Closures	2	4

*Where more than one penalty is imposed on a respondent, it is reported under the more severe penalty.

** Formalized training is conducted by the Police Academy, the NYPD Legal Bureau, or other NYPD Unit.

*** Instructions are conducted at the command level.

† The case closure types that define the "Disciplinary Action", "No Disciplinary Action" and "Not Adjudicated" categories are listed in Figure 43 on the previous page.

Figure 50: NYPD Discipline Imposed for Non-APU Cases

Disposition	Disposition Type*	February 2020	YTD 2020
Disciplinary Action	Terminated	0	0
	Suspension for or loss of vacation time of 31 or more days and/or Dismissal Probation	0	0
	Suspension for or loss of vacation time of 21 to 30 days	0	0
	Suspension for or loss of vacation time of 11 to 20 days	0	0
	Suspension for or loss of vacation time of 1 to 10 days	0	0
	Command Discipline B	4	11
	Command Discipline A	12	19
	Formalized Training**	9	15
	Instructions***	8	13
	Warned & admonished/Reprimanded	0	0
	Total	33	58
No Disciplinary Action	Filed ††	1	1
	SOL Expired	0	0
	Department Unable to Prosecute†††	8	10
	No Finding ††††	0	2
	Total	9	13
	Discipline Rate	79%	82%
	DUP Rate	19%	14%

*Where the respondent is found guilty of charges, and the penalty imposed would fall into more than one of the above listed categories, it is reported under the more severe penalty.

** Formalized training is conducted by the Police Academy, the NYPD Legal Bureau, or other NYPD Unit.

*** Instructions are conducted at the command level.

† Trial outcomes in non-APU cases typically involve MOS who turned down command discipline, prompting the police department to proceed with charges.

†† "Filed" is a term used when the police department is not required to take action against the subject officer because the officer has resigned or retired from the department, or has been terminated.

††† When the department decides that it will not discipline an officer against whom the Board recommended discipline other than charges, those cases are referred to as "Department Unable to Prosecute," or DUP.

†††† "No Finding" refers to cases which the department reports as "Administratively Closed."

Figure 51: NYPD Discipline Imposed for Allegations - Non-APU Cases (February 2020)

Board Disposition	FADO Type	Allegation	Precinct	Borough	NYPD Discipline
Substantiated (Command Discipline A)	A	Threat of force (verbal or physical)	7	Manhattan	No Discipline
Substantiated (Command Discipline B)	E	Ethnicity	14	Manhattan	Command Discipline B
Substantiated (Command Discipline B)	E	Other	14	Manhattan	Command Discipline B
Substantiated (Command Discipline B)	D	Action	18	Manhattan	Command Discipline A
Substantiated (Command Discipline B)	A	Threat of arrest	20	Manhattan	Formalized Training
Substantiated (Command Discipline A)	A	Interference with recording	20	Manhattan	Command Discipline A
Substantiated (Command Discipline B)	A	Forcible Removal to Hospital	20	Manhattan	Formalized Training
Substantiated (Command Discipline B)	A	Threat re: removal to hospital	20	Manhattan	Formalized Training
Substantiated (Formalized Training)	A	Threat of arrest	33	Manhattan	No Discipline
Substantiated (Command Lvl Instructions)	D	Word	34	Manhattan	Instructions
Substantiated (Command Discipline B)	A	Threat to damage/seize property	40	Bronx	Command Discipline B
Substantiated (Command Discipline B)	A	Property damaged	40	Bronx	Command Discipline B
Substantiated (Command Discipline B)	D	Word	40	Bronx	Command Discipline B
Substantiated (Command Lvl Instructions)	D	Word	40	Bronx	No Discipline
Substantiated (Command Lvl Instructions)	D	Word	40	Bronx	No Discipline
Substantiated (Command Discipline B)	A	Search (of person)	40	Bronx	No Discipline
Substantiated (Command Discipline B)	A	Question	40	Bronx	Command Discipline A
Substantiated (Command Discipline A)	F	Physical force	46	Bronx	Command Discipline A
Substantiated (Command Discipline A)	A	Threat of arrest	46	Bronx	Command Discipline A
Substantiated (Command Lvl Instructions)	A	Refusal to process civilian complaint	46	Bronx	Instructions
Substantiated (Command Discipline A)	A	Refusal to provide name/shield number	46	Bronx	Command Discipline A
Substantiated (Formalized Training)	A	Other	46	Bronx	Formalized Training
Substantiated (Formalized Training)	A	Stop	46	Bronx	Formalized Training
Substantiated (Command Lvl Instructions)	A	Threat of force (verbal or physical)	52	Bronx	Instructions
Substantiated (Command Lvl Instructions)	D	Word	52	Bronx	Instructions
Substantiated (Command Lvl Instructions)	D	Word	52	Bronx	Instructions
Substantiated (Command Discipline A)	F	Nonlethal restraining device	61	Brooklyn	No Discipline
Substantiated (Command Discipline A)	F	Physical force	67	Brooklyn	Command Discipline A
Substantiated (Command Discipline A)	D	Word	67	Brooklyn	Command Discipline A

Board Disposition	FADO Type	Allegation	Precinct	Borough	NYPD Discipline
Substantiated (Command Discipline A)	D	Word	67	Brooklyn	Command Discipline A
Substantiated (Command Discipline B)	A	Frisk	67	Brooklyn	Command Discipline A
Substantiated (Command Discipline B)	A	Search (of person)	67	Brooklyn	Command Discipline A
Substantiated (Command Discipline B)	F	Physical force	68	Brooklyn	No Discipline
Substantiated (Command Lvl Instructions)	D	Word	68	Brooklyn	Instructions
Substantiated (Formalized Training)	A	Vehicle search	69	Brooklyn	Formalized Training
Substantiated (Formalized Training)	A	Threat of arrest	69	Brooklyn	Formalized Training
Substantiated (Command Lvl Instructions)	D	Word	69	Brooklyn	Instructions
Substantiated (Command Lvl Instructions)	D	Word	69	Brooklyn	Instructions
Substantiated (Formalized Training)	A	Seizure of property	69	Brooklyn	Formalized Training
Substantiated (Formalized Training)	A	Seizure of property	69	Brooklyn	Formalized Training
Substantiated (Command Discipline A)	A	Seizure of property	69	Brooklyn	Command Discipline A
Substantiated (Command Lvl Instructions)	A	Interference with recording	70	Brooklyn	No Discipline
Substantiated (Command Lvl Instructions)	A	Interference with recording	70	Brooklyn	No Discipline
Substantiated (Formalized Training)	A	Threat of force (verbal or physical)	75	Brooklyn	Formalized Training
Substantiated (Formalized Training)	A	Threat of force (verbal or physical)	75	Brooklyn	Formalized Training
Substantiated (Formalized Training)	D	Word	75	Brooklyn	Formalized Training
Substantiated (Command Lvl Instructions)	D	Word	75	Brooklyn	Command Discipline A
Substantiated (Formalized Training)	A	Frisk	75	Brooklyn	Formalized Training
Substantiated (Formalized Training)	A	Stop	75	Brooklyn	Formalized Training
Substantiated (Formalized Training)	A	Search (of person)	81	Brooklyn	Formalized Training
Substantiated (Command Discipline B)	A	Other	83	Brooklyn	Command Discipline B
Substantiated (Command Discipline A)	A	Other	83	Brooklyn	Command Discipline A
Substantiated (Command Lvl Instructions)	A	Stop	105	Queens	Formalized Training
Substantiated (Command Lvl Instructions)	D	Word	115	Queens	Instructions
Substantiated (Command Discipline A)	A	Sexual Misconduct (Sexual Humiliation)	115	Queens	Command Discipline A
Substantiated (Command Lvl Instructions)	A	Sexual Misconduct (Sexual Humiliation)	115	Queens	Instructions
Substantiated (Command Discipline B)	A	Sexual Misconduct (Sexual Humiliation)	115	Queens	Command Discipline B

Figure 52: NYPD Discipline Imposed for Allegations - APU Adjudicated Cases (February 2020)

Board Disposition	FADO Type	Allegation	Precinct	Borough	NYPD Discipline
Substantiated (Charges)	A	Sexual Misconduct (Sexual Humiliation)	18	Manhattan	Command Discipline A
Substantiated (Charges)	A	Entry of Premises	44	Bronx	Forfeit vacation 18 day(s)
Substantiated (Charges)	A	Search of Premises	44	Bronx	Forfeit vacation 18 day(s)

Appendix

Over the years, the CCRB has made many types of data publicly available. In reorganizing the Monthly Report, we do not intend to remove any valuable information from the public domain. However, the Agency believes that some information is essential to place in the main body of the Monthly Report, while more granular charts and figures are better suited to the Appendix. We welcome you to contact the CCRB at www.nyc.gov or 212-912-7235 if you are having difficulty finding information on CCRB data that was formerly available.

Figure 53: CCRB Open Docket - Age of CCRB Cases Based On Incident Date

	February 2020		January 2020			
	Count	% of Total	Count	% of Total	Change	% Change
Cases 0-4 Months	1323	55.5%	1171	53.0%	152	13.0%
Cases 5-7 Months	488	20.5%	557	25.2%	-69	-12.4%
Cases 8 Months	135	5.7%	108	4.9%	27	25.0%
Cases 9 Months	94	3.9%	98	4.4%	-4	-4.1%
Cases 10 Months	87	3.6%	70	3.2%	17	24.3%
Cases 11 Months	66	2.8%	42	1.9%	24	57.1%
Cases 12 Months	41	1.7%	52	2.4%	-11	-21.2%
Cases 13 Months	45	1.9%	27	1.2%	18	66.7%
Cases 14 Months	27	1.1%	25	1.1%	2	8.0%
Cases 15 Months	25	1.0%	18	0.8%	7	38.9%
Cases 16 Months	16	0.7%	9	0.4%	7	77.8%
Cases 17 Months	6	0.3%	6	0.3%	0	0.0%
Cases 18 Months	3	0.1%	4	0.2%	-1	-25.0%
Cases Over 18 Months	28	1.2%	22	1.0%	6	27.3%
NA	0	0.0%	0	0.0%	0	NA
Total	2384	100.0%	2209	100.0%	175	7.9%

Figure 54: CCRB Open Docket - Age of CCRB Cases Based On CCRB Received Date

	February 2020		January 2020			
	Count	% of Total	Count	% of Total	Change	% Change
Cases 0-4 Months	1490	62.5%	1307	59.2%	183	14.0%
Cases 5-7 Months	451	18.9%	538	24.4%	-87	-16.2%
Cases 8 Months	118	4.9%	110	5.0%	8	7.3%
Cases 9 Months	99	4.2%	74	3.3%	25	33.8%
Cases 10 Months	63	2.6%	52	2.4%	11	21.2%
Cases 11 Months	48	2.0%	39	1.8%	9	23.1%
Cases 12 Months	35	1.5%	29	1.3%	6	20.7%
Cases 13 Months	24	1.0%	20	0.9%	4	20.0%
Cases 14 Months	20	0.8%	18	0.8%	2	11.1%
Cases 15 Months	17	0.7%	13	0.6%	4	30.8%
Cases 16 Months	12	0.5%	2	0.1%	10	500.0%
Cases 17 Months	0	0.0%	2	0.1%	-2	NA
Cases 18 Months	1	0.0%	0	0.0%	1	NA
Cases Over 18 Months	6	0.3%	5	0.2%	1	20.0%
NA	0	0.0%	0	0.0%	0	NA
Total	2384	100.0%	2209	100.0%	175	7.9%

Figure 55: CCRB Investigations Docket - Age of CCRB Cases Based On Incident Date

	February 2020		January 2020			
	Count	% of Total	Count	% of Total	Change	% Change
Cases 0-4 Months	680	57.7%	667	55.4%	13	1.9%
Cases 5-7 Months	225	19.1%	261	21.7%	-36	-13.8%
Cases 8 Months	62	5.3%	61	5.1%	1	1.6%
Cases 9 Months	47	4.0%	55	4.6%	-8	-14.5%
Cases 10 Months	42	3.6%	47	3.9%	-5	-10.6%
Cases 11 Months	40	3.4%	24	2.0%	16	66.7%
Cases 12 Months	19	1.6%	29	2.4%	-10	-34.5%
Cases 13 Months	24	2.0%	21	1.7%	3	14.3%
Cases 14 Months	13	1.1%	14	1.2%	-1	-7.1%
Cases 15 Months	7	0.6%	5	0.4%	2	40.0%
Cases 16 Months	3	0.3%	2	0.2%	1	50.0%
Cases 17 Months	1	0.1%	1	0.1%	0	0.0%
Cases 18 Months	1	0.1%	4	0.3%	-3	-75.0%
Cases Over 18 Months	15	1.3%	13	1.1%	2	15.4%
NA	0	0.0%	0	0.0%	0	NA
Total	1179	100.0%	1204	100.0%	-25	-2.1%

Figure 56: CCRB DA Hold Docket - Age of CCRB Cases Based On Incident Date

	February 2020	
	Count	% of Total
Cases 0-4 Months	1	33.3%
Cases 5-7 Months	0	0.0%
Cases 8 Months	0	0.0%
Cases 9 Months	0	0.0%
Cases 10 Months	1	33.3%
Cases 11 Months	0	0.0%
Cases 12 Months	0	0.0%
Cases 13 Months	0	0.0%
Cases 14 Months	0	0.0%
Cases 15 Months	0	0.0%
Cases 16 Months	0	0.0%
Cases 17 Months	0	0.0%
Cases 18 Months	1	33.3%
Cases Over 18 Months	0	0.0%
NA	0	0.0%
Total	3	100.0%

Figure 57: Disposition of Force Allegations (YTD 2020)

Force Allegation	Substantiated		Exonerated		Unsubstantiated		Unfounded		Officer Unidentified		Miscellaneous	
	Count	%	Count	%	Count	%	Count	%	Count	%	Count	%
Gun Pointed	0	0%	2	28.6%	4	57.1%	0	0%	1	14.3%	0	0%
Gun fired	0	0.0%	0	0.0%	0	0.0%	0	0.0%	0	0.0%	0	0.0%
Nightstick as club (incl asp & baton)	0	0.0%	0	0.0%	0	0.0%	0	0.0%	0	0.0%	0	0.0%
Gun as club	0	0.0%	0	0.0%	0	0.0%	0	0.0%	0	0.0%	0	0.0%
Radio as club	0	0.0%	0	0.0%	0	0.0%	0	0.0%	0	0.0%	0	0.0%
Flashlight as club	0	0.0%	0	0.0%	0	0.0%	0	0.0%	0	0.0%	0	0.0%
Police shield	0	0.0%	0	0.0%	0	0.0%	0	0.0%	0	0.0%	0	0.0%
Vehicle	0	0.0%	0	0.0%	0	0.0%	0	0.0%	0	0.0%	0	0.0%
Other blunt instrument as a club	0	0.0%	0	0.0%	0	0.0%	0	0.0%	0	0.0%	0	0.0%
Hit against inanimate object	0	0%	0	0%	4	57.1%	2	28.6%	1	14.3%	0	0%
Chokehold	0	0%	0	0%	0	0%	1	50%	1	50%	0	0%
Pepper spray	0	0%	0	0%	7	100%	0	0%	0	0%	0	0%
Physical force	2	1.9%	44	41.5%	30	28.3%	22	20.8%	8	7.5%	0	0%
Handcuffs too tight	0	0%	0	0%	2	100%	0	0%	0	0%	0	0%
Nonlethal restraining device	0	0%	1	50%	0	0%	1	50%	0	0%	0	0%
Animal	0	0.0%	0	0.0%	0	0.0%	0	0.0%	0	0.0%	0	0.0%
Other	0	0%	0	0%	0	0%	1	100%	0	0%	0	0%
Restricted Breathing	0	0%	0	0%	3	60%	0	0%	2	40%	0	0%
Total	2	1.4%	47	33.8%	50	36%	27	19.4%	13	9.4%	0	0%

Figure 58: Disposition of Abuse of Authority Allegations (YTD 2020)

Abuse of Authority Allegation	Substantiated		Exonerated		Unsubstantiated		Unfounded		Officer Unidentified		Miscellaneous	
	Count	%	Count	%	Count	%	Count	%	Count	%	Count	%
Gun Drawn	0	0%	2	100%	0	0%	0	0%	0	0%	0	0%
Entry of Premises	8	16%	31	62%	7	14%	1	2%	3	6%	0	0%
Strip-searched	1	12.5%	0	0%	6	75%	1	12.5%	0	0%	0	0%
Vehicle stop	0	0%	15	68.2%	6	27.3%	0	0%	1	4.5%	0	0%
Vehicle search	4	20%	8	40%	6	30%	0	0%	2	10%	0	0%
Threat of summons	0	0%	5	83.3%	1	16.7%	0	0%	0	0%	0	0%
Threat of arrest	3	7%	22	51.2%	12	27.9%	4	9.3%	2	4.7%	0	0%
Threat to notify ACS	0	0%	0	0%	0	0%	0	0%	1	100%	0	0%
Threat of force (verbal or physical)	2	11.8%	4	23.5%	7	41.2%	3	17.6%	1	5.9%	0	0%
Threat to damage/seize property	0	0%	5	62.5%	2	25%	1	12.5%	0	0%	0	0%
Property damaged	3	33.3%	1	11.1%	2	22.2%	1	11.1%	2	22.2%	0	0%
Refusal to process civilian complaint	1	25%	0	0%	2	50%	0	0%	1	25%	0	0%
Retaliatory arrest	6	100%	0	0%	0	0%	0	0%	0	0%	0	0%
Retaliatory summons	0	0.0%	0	0.0%	0	0.0%	0	0.0%	0	0.0%	0	0.0%
Refusal to obtain medical treatment	1	20%	0	0%	1	20%	2	40%	1	20%	0	0%
Improper dissemination of medical info	0	0.0%	0	0.0%	0	0.0%	0	0.0%	0	0.0%	0	0.0%
Other	1	20%	3	60%	1	20%	0	0%	0	0%	0	0%
Seizure of property	1	8.3%	8	66.7%	2	16.7%	0	0%	1	8.3%	0	0%
Refusal to show search warrant	0	0%	1	25%	3	75%	0	0%	0	0%	0	0%
Frisk	4	21.1%	5	26.3%	6	31.6%	0	0%	4	21.1%	0	0%
Search (of person)	1	8.3%	2	16.7%	6	50%	0	0%	3	25%	0	0%
Stop	3	18.8%	4	25%	7	43.8%	0	0%	2	12.5%	0	0%
Question	0	0%	6	40%	4	26.7%	2	13.3%	3	20%	0	0%
Refusal to show arrest warrant	0	0%	1	100%	0	0%	0	0%	0	0%	0	0%
Interference with recording	2	22.2%	3	33.3%	1	11.1%	2	22.2%	1	11.1%	0	0%
Search of recording device	0	0%	0	0%	3	100%	0	0%	0	0%	0	0%
Electronic device information deletion	0	0%	0	0%	2	100%	0	0%	0	0%	0	0%
Forcible Removal to Hospital	0	0%	28	87.5%	1	3.1%	3	9.4%	0	0%	0	0%
Threat re: removal to hospital	0	0.0%	0	0.0%	0	0.0%	0	0.0%	0	0.0%	0	0.0%

Threat re: immigration status	0	0.0%	0	0.0%	0	0.0%	0	0.0%	0	0.0%	0	0.0%
Disseminated immigration status	0	0.0%	0	0.0%	0	0.0%	0	0.0%	0	0.0%	0	0.0%
Questioned immigration status	0	0%	0	0%	0	0%	2	100%	0	0%	0	0%
Search of Premises	4	11.4%	19	54.3%	9	25.7%	1	2.9%	2	5.7%	0	0%
Sex Miscon (Sexual Harassment, Verbal)	0	0%	0	0%	3	100%	0	0%	0	0%	0	0%
Sex Miscon (Sexual Harassment, Gesture)	0	0.0%	0	0.0%	0	0.0%	0	0.0%	0	0.0%	0	0.0%
Sexual Misconduct (Sexual Humiliation)	3	75%	0	0%	0	0%	1	25%	0	0%	0	0%
Sex Miscon (Sexual/Romantic Proposition)	0	0%	0	0%	1	50%	0	0%	1	50%	0	0%
Sex Miscon (Sexually Motivated Arrest)	0	0.0%	0	0.0%	0	0.0%	0	0.0%	0	0.0%	0	0.0%
Sex Miscon (Sexually Motivated Stop)	0	0.0%	0	0.0%	0	0.0%	0	0.0%	0	0.0%	0	0.0%
Sex Miscon (Sexually Motivated Frisk)	0	0.0%	0	0.0%	0	0.0%	0	0.0%	0	0.0%	0	0.0%
Sex Miscon (Sexually Motivated Search)	0	0.0%	0	0.0%	0	0.0%	0	0.0%	0	0.0%	0	0.0%
Sex Miscon (Sexually Motiv Strip-Search)	0	0.0%	0	0.0%	0	0.0%	0	0.0%	0	0.0%	0	0.0%
Sex Miscon (Sexually Motiv Vehicle Stop)	0	0.0%	0	0.0%	0	0.0%	0	0.0%	0	0.0%	0	0.0%
Sex Miscon (Sexually Motiv Photo/Video)	0	0.0%	0	0.0%	0	0.0%	0	0.0%	0	0.0%	0	0.0%
Sex Miscon (Sexually Motivated Summons)	0	0.0%	0	0.0%	0	0.0%	0	0.0%	0	0.0%	0	0.0%
Photography/Videography	0	0%	0	0%	1	50%	0	0%	1	50%	0	0%
Body Cavity Searches	0	0%	0	0%	1	33.3%	2	66.7%	0	0%	0	0%
Refusal to provide name	2	10.5%	0	0%	11	57.9%	4	21.1%	2	10.5%	0	0%
Refusal to provide shield number	4	16.7%	0	0%	13	54.2%	3	12.5%	4	16.7%	0	0%
Failure to provide RTKA card	13	61.9%	1	4.8%	5	23.8%	0	0%	2	9.5%	0	0%
Failed to Obtain Language Interpretation	1	100%	0	0%	0	0%	0	0%	0	0%	0	0%
Total	68	15.2%	174	38.9%	132	29.5%	33	7.4%	40	8.9%	0	0%

Figure 59: Disposition of Discourtesy Allegations (YTD 2020)

Discourtesy Allegation	Substantiated		Exonerated		Unsubstantiated		Unfounded		Officer Unidentified		Miscellaneous	
	Count	%	Count	%	Count	%	Count	%	Count	%	Count	%
Word	16	23.5%	11	16.2%	26	38.2%	5	7.4%	10	14.7%	0	0%
Gesture	0	0.0%	0	0.0%	0	0.0%	0	0.0%	0	0.0%	0	0.0%
Demeanor/tone	0	0%	0	0%	1	100%	0	0%	0	0%	0	0%
Action	1	12.5%	0	0%	4	50%	3	37.5%	0	0%	0	0%
Other	0	0.0%	0	0.0%	0	0.0%	0	0.0%	0	0.0%	0	0.0%
Total	17	22.1%	11	14.3%	31	40.3%	8	10.4%	10	13%	0	0%

Figure 60: Disposition of Offensive Language Allegations (YTD 2020)

Offensive Language Allegation	Substantiated		Exonerated		Unsubstantiated		Unfounded		Officer Unidentified		Miscellaneous	
	Count	%	Count	%	Count	%	Count	%	Count	%	Count	%
Race	0	0%	0	0%	2	66.7%	0	0%	1	33.3%	0	0%
Ethnicity	1	100%	0	0%	0	0%	0	0%	0	0%	0	0%
Religion	0	0%	0	0%	1	100%	0	0%	0	0%	0	0%
Sexual orientation	0	0%	0	0%	0	0%	1	100%	0	0%	0	0%
Physical disability	1	50%	0	0%	0	0%	0	0%	1	50%	0	0%
Other	0	0%	0	0%	0	0%	1	100%	0	0%	0	0%
Gender Identity	0	0.0%	0	0.0%	0	0.0%	0	0.0%	0	0.0%	0	0.0%
Gender	1	16.7%	0	0%	3	50%	2	33.3%	0	0%	0	0%
Total	3	20%	0	0%	6	40%	4	26.7%	2	13.3%	0	0%

Figure 61: Administrative Prosecutions Unit Open Docket (February 2020)

Case Stage	Cases	Percent
Case Off Calendar - Subsequent Appearance Pending	0	0%
Charges served, Conference Date Requested	0	0%
Trial commenced	0	0%
Awaiting filing of charges	4	4%
Charges filed, awaiting service	29	32%
Charges served, CORD/SoEH/DCS pending	42	46%
Calendared for court appearance	5	5%
Trial scheduled	9	10%
Plea agreed - paperwork pending	2	2%
Total	91	100%

CORD is the CO's Report on MOS facing discipline.
SoEH is the Summary of Employment History.
DCS is the Disciplinary Cover Sheet.

Figure 62: Administrative Prosecutions Unit Cases Awaiting Final Disposition (February 2020)

Case Stage	Cases	Percent
Disposition modified, awaiting final disp.	0	0%
Plea filed - awaiting approval by PC	9	28%
Verdict rendered - awaiting approval by PC	20	63%
Verdict rendered - Fogel response due	0	0%
Trial completed, awaiting verdict	3	9%
Total	32	100%

A Fogel response is a letter to the Trial Commissioner with comments from the CCRB on the Trial Commissioner's report and recommendation.

Figure 63: Officers With CCRB Complaints Closed in 2020 by Command

Patrol Services Bureau	Substantiated MOS Feb 2020	Substantiated MOS YTD 2020	Total MOS Feb 2020	Total MOS YTD 2020
Patrol Borough Manhattan South Total	0	1	19	36
Patrol Borough Manhattan North Total	0	0	16	40
Patrol Borough Bronx Total	5	9	37	88
Patrol Borough Brooklyn South Total	4	8	29	80
Patrol Borough Brooklyn North Total	3	13	29	83
Patrol Borough Queens South Total	2	3	13	37
Patrol Borough Queens North Total	0	4	16	36
Patrol Borough Staten Island Total	0	3	5	16
Special Operations Division Total	1	1	4	4
Other Patrol Services Bureau Commands Total	0	0	0	0
Total	15	42	168	420
Other Bureaus				
Traffic Control Division Total	0	0	5	6
Transit Bureau Total	0	1	9	38
Housing Bureau Total	1	3	15	43
Organized Crime Control Bureau Total	0	0	7	17
Detective Bureau Total	0	1	5	14
Other Bureaus Total	0	1	3	18
Total	1	6	44	136
Other Commands				
Deputy Commissioners and Miscellaneous Commands Total	0	1	2	5
Undetermined	0	1	1	13
Total	16	50	215	574

Table shows MOS command as recorded at the time of complaint.

Figure 64A: Officers With CCRB Complaints Closed in 2020 by Command - Patrol Borough Manhattan South

Manhattan South	Substantiated MOS Feb 2020	Substantiated MOS YTD 2020	Total MOS Feb 2020	Total MOS YTD 2020
001 Precinct	0	0	3	4
005 Precinct	0	0	0	1
006 Precinct	0	0	0	2
007 Precinct	0	0	1	1
009 Precinct	0	1	3	7
010 Precinct	0	0	0	1
013 Precinct	0	0	1	2
Midtown South Precinct	0	0	1	6
017 Precinct	0	0	7	7
Midtown North Precinct	0	0	2	4
Precincts Total	0	1	18	35
Patrol Borough Manhattan South Task Force	0	0	0	0
Patrol Borough Manhattan South HQ	0	0	1	1
Patrol Borough Manhattan South Anti-Crime Unit	0	0	0	0
Patrol Borough Manhattan South Total	0	1	19	36

Table shows MOS command as recorded at the time of complaint.

Figure 64B: Officers With CCRB Complaints Closed in 2020 by Command - Patrol Borough Manhattan North

Manhattan North	Substantiated MOS Feb 2020	Substantiated MOS YTD 2020	Total MOS Feb 2020	Total MOS YTD 2020
019 Precinct	0	0	2	7
020 Precinct	0	0	0	0
023 Precinct	0	0	1	1
024 Precinct	0	0	0	3
025 Precinct	0	0	2	3
026 Precinct	0	0	0	3
Central Park Precinct	0	0	0	2
028 Precinct	0	0	9	12
030 Precinct	0	0	0	1
032 Precinct	0	0	2	4
033 Precinct	0	0	0	1
034 Precinct	0	0	0	3
Precincts Total	0	0	16	40
Patrol Borough Manhattan North Task Force	0	0	0	0
Patrol Borough Manhattan North HQ	0	0	0	0
Patrol Borough Manhattan North Anti-Crime Unit	0	0	0	0
Manhattan North Impact Response Team	0	0	0	0
Patrol Borough Manhattan North Total	0	0	16	40

Table shows MOS command as recorded at the time of complaint.

Figure 64C: Officers With CCRB Complaints Closed in 2020 by Command - Patrol Borough Bronx

Bronx	Substantiated MOS Feb 2020	Substantiated MOS YTD 2020	Total MOS Feb 2020	Total MOS YTD 2020
040 Precinct	0	0	2	8
041 Precinct	0	0	0	1
042 Precinct	0	0	0	0
043 Precinct	0	1	4	9
044 Precinct	3	5	12	30
045 Precinct	0	0	2	6
046 Precinct	1	2	5	8
047 Precinct	1	1	4	8
048 Precinct	0	0	2	5
049 Precinct	0	0	0	3
050 Precinct	0	0	3	3
052 Precinct	0	0	2	6
Precincts Total	5	9	36	87
Patrol Borough Bronx Task Force	0	0	0	0
Patrol Borough Bronx HQ	0	0	1	1
Patrol Borough Bronx Anti-Crime Unit	0	0	0	0
Bronx Impact Response Team	0	0	0	0
Patrol Borough Bronx Total	5	9	37	88

Table shows MOS command as recorded at the time of complaint.

Figure 64D: Officers With CCRB Complaints Closed in 2020 by Command - Patrol Borough Brooklyn South

Brooklyn South	Substantiated MOS Feb 2020	Substantiated MOS YTD 2020	Total MOS Feb 2020	Total MOS YTD 2020
060 Precinct	0	0	5	5
061 Precinct	0	0	0	2
062 Precinct	3	4	6	8
063 Precinct	0	0	2	4
066 Precinct	0	0	0	6
067 Precinct	1	1	5	14
068 Precinct	0	0	3	5
069 Precinct	0	0	0	3
070 Precinct	0	3	2	16
071 Precinct	0	0	1	3
072 Precinct	0	0	0	5
076 Precinct	0	0	1	4
078 Precinct	0	0	2	2
Precincts Total	4	8	27	77
Patrol Borough Brooklyn South Task Force	0	0	0	1
Patrol Borough Brooklyn South HQ	0	0	0	0
Patrol Borough Brooklyn South Anti-Crime Unit	0	0	2	2
Brooklyn South Impact Response Team	0	0	0	0
Patrol Borough Brooklyn South Total	4	8	29	80

Table shows MOS command as recorded at the time of complaint.

Figure 64E: Officers With CCRB Complaints Closed in 2020 by Command - Patrol Borough Brooklyn North

Brooklyn North	Substantiated MOS Feb 2020	Substantiated MOS YTD 2020	Total MOS Feb 2020	Total MOS YTD 2020
073 Precinct	0	3	2	15
075 Precinct	0	4	6	16
077 Precinct	3	3	8	13
079 Precinct	0	0	0	6
081 Precinct	0	1	1	2
083 Precinct	0	0	1	6
084 Precinct	0	0	2	5
088 Precinct	0	0	0	0
090 Precinct	0	2	7	18
094 Precinct	0	0	2	2
Precincts Total	3	13	29	83
Patrol Borough Brooklyn North Task Force	0	0	0	0
Patrol Borough Brooklyn North HQ	0	0	0	0
Patrol Borough Brooklyn North Anti-Crime Unit	0	0	0	0
Brooklyn North Impact Response Team	0	0	0	0
Patrol Borough Brooklyn North Total	3	13	29	83

Table shows MOS command as recorded at the time of complaint.

Figure 64F: Officers With CCRB Complaints Closed in 2020 by Command - Patrol Borough Queens South

Queens South	Substantiated MOS Feb 2020	Substantiated MOS YTD 2020	Total MOS Feb 2020	Total MOS YTD 2020
100 Precinct	0	0	0	1
101 Precinct	0	0	1	4
102 Precinct	0	0	0	1
103 Precinct	0	1	3	9
105 Precinct	1	1	6	8
106 Precinct	0	0	0	2
107 Precinct	0	0	0	0
113 Precinct	1	1	3	7
Precincts Total	2	3	13	32
Patrol Borough Queens South Task Force	0	0	0	3
Patrol Borough Queens South HQ	0	0	0	0
Patrol Borough Queens South Anti-Crime Unit	0	0	0	2
Queens South Impact Response Team	0	0	0	0
Patrol Borough Queens South Total	2	3	13	37

Table shows MOS command as recorded at the time of complaint.

Figure 64G: Officers With CCRB Complaints Closed in 2020 by Command - Patrol Borough Queens North

Queens North	Substantiated MOS Feb 2020	Substantiated MOS YTD 2020	Total MOS Feb 2020	Total MOS YTD 2020
104 Precinct	0	0	6	8
108 Precinct	0	0	0	1
109 Precinct	0	0	0	1
110 Precinct	0	0	0	3
111 Precinct	0	0	0	0
112 Precinct	0	0	3	4
114 Precinct	0	0	4	5
115 Precinct	0	4	1	11
Precincts Total	0	4	14	33
Patrol Borough Queens North Task Force	0	0	0	0
Patrol Borough Queens North HQ	0	0	0	1
Patrol Borough Queens North Anti-Crime Unit	0	0	2	2
Patrol Borough Queens North Total	0	4	16	36

Table shows MOS command as recorded at the time of complaint.

Figure 64H: Officers With CCRB Complaints Closed in 2020 by Command - Patrol Borough Staten Island

Staten Island	Substantiated MOS Feb 2020	Substantiated MOS YTD 2020	Total MOS Feb 2020	Total MOS YTD 2020
120 Precinct	0	3	1	10
122 Precinct	0	0	1	1
123 Precinct	0	0	0	0
121 Precinct	0	0	1	2
Precincts Total	0	3	3	13
Patrol Borough Staten Island Task Force	0	0	0	0
Patrol Borough Staten Island HQ	0	0	2	3
Patrol Borough Staten Island Anti-Crime Unit	0	0	0	0
Staten Island Housing Unit	0	0	0	0
Staten Island Court Section	0	0	0	0
Staten Island Impact Response Team	0	0	0	0
Patrol Borough Staten Island Total	0	3	5	16

Table shows MOS command as recorded at the time of complaint.

Figure 64I: Officers With CCRB Complaints Closed in 2020 by Command - Special Operations Division

Special Operations	Substantiated MOS Feb 2020	Substantiated MOS YTD 2020	Total MOS Feb 2020	Total MOS YTD 2020
Emergency Services Unit and Squads 1-10	0	0	1	1
Harbor Unit	0	0	0	0
Aviation Unit	0	0	0	0
Canine Team	0	0	0	0
Mounted Unit	0	0	0	0
2 SOD Strategic Response Group	1	1	3	3
Special Operations Division Headquarters	0	0	0	0
Special Operations Division Total	1	1	4	4

Table shows MOS command as recorded at the time of complaint.

Figure 64J: Officers With CCRB Complaints Closed in 2020 by Command - Other Patrol Services Bureau Commands

Other Patrol Services Bureau Commands	Substantiated MOS Feb 2020	Substantiated MOS YTD 2020	Total MOS Feb 2020	Total MOS YTD 2020
Chiefs Office	0	0	0	0
Special Operations Division Taxi Unit	0	0	0	0
Other Patrol Services Bureau Commands Total	0	0	0	0

Table shows MOS command as recorded at the time of complaint.

Figure 64K: Officers With CCRB Complaints Closed in 2020 by Command - Traffic Control Division

Traffic Control Division	Substantiated MOS Feb 2020	Substantiated MOS YTD 2020	Total MOS Feb 2020	Total MOS YTD 2020
Traffic Control Division - Headquarters Command	0	0	0	0
Manhattan Traffic Task Force	0	0	2	3
Brooklyn Traffic Task Force	0	0	0	0
Bronx Traffic Task Force	0	0	0	0
Queens Traffic Task Force	0	0	0	0
Surface Transportation Enforcement Division (STED)	0	0	1	1
Bus Unit	0	0	0	0
Traffic Control Parking Enforcement District	0	0	0	0
Traffic Control Tow Units	0	0	0	0
Traffic Control Summons Enforcement	0	0	0	0
Traffic Command Intersection Control	0	0	0	0
Traffic Control Intelligence Unit	0	0	0	0
Highway District	0	0	0	0
Highway Unit #1	0	0	0	0
Highway Unit #2	0	0	1	1
Highway Unit #3	0	0	1	1
Highway Unit #4	0	0	0	0
Highway Unit #5	0	0	0	0
Highway Safety Enforcement Unit	0	0	0	0
Movie and TV Unit	0	0	0	0
Traffic Control Division Total	0	0	5	6

Table shows MOS command as recorded at the time of complaint.

Figure 64L: Officers With CCRB Complaints Closed in 2020 by Command - Transit Bureau

Transit Bureau	Substantiated MOS Feb 2020	Substantiated MOS YTD 2020	Total MOS Feb 2020	Total MOS YTD 2020
Transit Bureau Headquarters	0	0	0	0
Transit Bureau Authority Liaison	0	0	0	0
Transit Bureau Inspections	0	0	0	0
Transit Bureau Spec. Invest. Unit	0	0	0	0
Transit Bureau Crime Analysis	0	0	0	0
Transit Bureau Patrol Operations	0	0	0	0
Transit Bureau Manhattan	0	0	0	0
Transit Bureau Bronx	0	0	0	0
Transit Bureau Queens	0	0	0	0
Transit Bureau Brooklyn	0	0	0	0
TB DT01	0	0	0	4
TB DT02	0	0	0	1
TB DT03	0	0	2	2
TB DT04	0	0	0	1
TB DT11	0	1	0	1
TB DT12	0	0	1	5
TB DT20	0	0	0	2
TB DT23	0	0	0	2
TB DT30	0	0	0	3
TB DT32	0	0	1	6
TB DT33	0	0	0	1
TB DT34	0	0	0	0
Transit Bureau Manhattan Task Force	0	0	2	4
Transit Bureau Bronx Task Force	0	0	0	0
Transit Bureau Queens Task Force	0	0	0	0
Transit Bureau Brooklyn Task Force	0	0	0	0
Transit Bureau Homeless Outreach Unit	0	0	0	1
Transit Division Canine Unit	0	0	0	0
Transit Bureau Vandal Unit	0	0	0	0
Transit Bureau Special Operations Unit	0	0	0	0
TB Anti-Terrorism	0	0	3	5
Transportation Bureau and Transit Other Commands	0	0	0	0
Transit Bureau Total	0	1	9	38

Table shows MOS command as recorded at the time of complaint.

Figure 64M: Officers With CCRB Complaints Closed in 2020 by Command - Housing Bureau

Housing Bureau	Substantiated MOS Feb 2020	Substantiated MOS YTD 2020	Total MOS Feb 2020	Total MOS YTD 2020
Housing Bureau (Office of the Chief Command Center)	0	0	0	0
Housing Bureau Special Operations Section	0	0	0	0
PSA 1	0	0	1	2
PSA 2	0	1	1	2
PSA 3	0	0	1	1
PSA 4	0	0	1	1
PSA 5	0	0	1	1
PSA 6	0	0	0	5
PSA 7	0	1	3	16
PSA 8	0	0	4	8
PSA 9	0	0	0	4
Housing Bureau Brooklyn/Staten Island	0	0	0	0
Housing Bureau Manhattan	0	0	0	0
Housing Bureau Bronx/Queens	0	0	0	0
Housing Bureau Investigations	0	0	0	0
Housing Bureau Elevator Vandalism Unit	0	0	0	0
Housing Bureau Operations and Misc. Commands	0	0	0	0
Housing Bureau Total	1	3	15	43
Housing Borough Brooklyn Impact Response Team	1	1	3	3
Housing Borough Manhattan Impact Response Team	0	0	0	0
Housing Borough Bronx/Queens Impact Response Team	0	0	0	0
Housing Bureau Total	1	3	15	43

Table shows MOS command as recorded at the time of complaint.

Figure 64N: Officers With CCRB Complaints Closed in 2020 by Command - Organized Crime Control Bureau

Organized Crime Control Bureau	Substantiated MOS Feb 2020	Substantiated MOS YTD 2020	Total MOS Feb 2020	Total MOS YTD 2020
Queens Narcotics	0	0	0	4
Manhattan North Narcotics	0	0	0	1
Manhattan South Narcotics	0	0	0	0
Bronx Narcotics	0	0	1	1
Staten Island Narcotics	0	0	4	6
Brooklyn North Narcotics	0	0	2	4
Brooklyn South Narcotics	0	0	0	0
Narcotics Headquarters	0	0	0	0
Auto Crime Division	0	0	0	0
Vice Enforcement Division	0	0	0	0
Drug Enforcement Task Force	0	0	0	0
Organized Crime Headquarters	0	0	0	1
Organized Crime Control Bureau Total	0	0	7	17

Table shows MOS command as recorded at the time of complaint.

Figure 640: Officers With CCRB Complaints Closed in 2020 by Command - Detective Bureau

Detective Bureau	Substantiated MOS Feb 2020	Substantiated MOS YTD 2020	Total MOS Feb 2020	Total MOS YTD 2020
Detective Bureau Headquarters	0	0	0	0
Central Investigation and Resource Division	0	0	0	0
Special Investigations Division	0	0	0	0
Special Victims Division	0	1	0	1
Forensic Investigations Division	0	0	0	0
Fugitive Enforcement Division	0	0	0	0
Gang Division	0	0	0	0
Detective Borough Bronx	0	0	0	0
Detective Borough Manhattan	0	0	2	3
Detective Borough Brooklyn	0	0	3	7
Detective Borough Queens	0	0	0	3
Detective Borough Staten Island	0	0	0	0
DB Queens North Operations	0	0	0	0
DB Queens South Operations	0	0	0	0
Detective Bureau Total	0	1	5	14

Table shows MOS command as recorded at the time of complaint.

Figure 64P: Officers With CCRB Complaints Closed in 2020 by Command - Other Bureaus

Other Bureaus	Substantiated MOS Feb 2020	Substantiated MOS YTD 2020	Total MOS Feb 2020	Total MOS YTD 2020
Internal Affairs Bureau				
Internal Affairs Bureau	0	0	1	1
Criminal Justice Bureau				
Court Division	0	1	2	15
Court Bureau	0	0	0	0
Court LMSI	0	0	0	0
Court Unit	0	0	0	0
Criminal Justice Headquarters	0	0	0	0
Support Services Bureau				
Property Clerk Division	0	0	0	0
Fleet Services	0	0	0	0
Central Records Division	0	0	0	0
Personnel Bureau				
Applicant Processing Division	0	0	0	1
Health Services	0	0	0	0
Personnel Bureau Headquarters	0	0	0	1
Other Bureaus Total	0	1	3	18

Table shows MOS command as recorded at the time of complaint.

Figure 64Q: Officers With CCRB Complaints Closed in 2020 by Command - Deputy Commissioners and Miscellaneous Commands

Deputy Commissioners and Miscellaneous Commands	Substantiated MOS Feb 2020	Substantiated MOS YTD 2020	Total MOS Feb 2020	Total MOS YTD 2020
Deputy Commissioner Legal Matters - License Division	0	0	0	0
Deputy Commissioner Legal Matters - Legal Bureau	0	0	0	0
DC Training	0	0	0	0
Deputy Commissioner Training - Police Academy	0	0	0	0
Deputy Commissioner Training - Police Academy Training	0	0	0	0
Deputy Commissioner Training - In-service Training Section	0	0	0	0
Deputy Commissioner Management and Budget	0	0	0	0
Police Commissioner Office	0	0	0	0
Community Affairs Division	0	0	0	0
Chief of Community Affairs	0	0	0	0
Community Affairs Juvenile Section	0	0	0	0
School Safety Bronx/Manhattan	0	0	0	0
School Safety Queens/Brooklyn	0	0	0	0
Office of Equal Employment	0	0	0	0
Deputy Commissioner Operations	0	0	0	0
DC Operations Financial Mgmt.	0	0	0	0
Intelligence Division	0	1	2	5
Chief of Department	0	0	0	0
Department Advocate	0	0	0	0
Deputy Commissioner Public Information	0	0	0	0
Crime Prevention	0	0	0	0
First Deputy Commissioner	0	0	0	0
Office of Management, Analysis and Planning	0	0	0	0
Quality Assurance Division	0	0	0	0
Deputy Commissioner Counterterrorism	0	0	0	0
Chief of Department Evaluation Section	0	0	0	0
Deputy Commissioners and Miscellaneous Commands Total	0	1	2	5

Table shows MOS command as recorded at the time of complaint.