



BILL DE BLASIO  
MAYOR

CIVILIAN COMPLAINT REVIEW BOARD  
100 CHURCH STREET 10th FLOOR  
NEW YORK, NEW YORK 10007 ♦ TELEPHONE (212) 912-7235  
[www.nyc.gov/ccrb](http://www.nyc.gov/ccrb)



DEBORAH N. ARCHER, ESQ.  
ACTING CHAIR

**Executive Director's Monthly Report**  
**September 2017**  
**(Statistics for August 2017)**

## Contents

Executive Summary	2
Glossary	3
Complaints Received	4
CCRB Cases Received By Borough and Precinct	5
Allegations Received	7
CCRB Docket	10
Closed Cases	12
Resolving Cases	12
Dispositions / Case Abstracts	13
Dispositions - Full Investigations	15
Dispositions - All CCRB Cases	16
Dispositions - Allegations	17
Substantiation Rates	19
Substantiation Rates and Video	19
Board Discipline Recommendations for Substantiated Complaints	21
Board Discipline Recommendations for Substantiated Allegations	23
Truncations	27
Complaints by PSA	28
Mediation Unit	30
Administrative Prosecution Unit	32
NYPD Discipline	33
Appendix	38

# Executive Summary

The Civilian Complaint Review Board (“CCRB”) is an independent municipal Agency that investigates complaints of NYPD misconduct. Every month, the CCRB prepares an Executive Director report for its public meeting. Data for August 2017 included the following highlights:

- 1) Of the cases in the CCRB active docket, 89% have been open for 4 months or less, and 98% have been open for 7 months or less (page 10). In August, the CCRB opened 429 new cases (page 4), and currently has a docket of 1,287 cases (page 11).
- 2) The CCRB substantiated allegations in 26% of its fully investigated cases (page 15).
- 3) The CCRB fully investigated 37% of the cases it closed in August (page 12) and resolved (fully investigated, mediated or mediation attempted) 46% of the cases it closed in August (page 12). The Agency's truncation rate is 53% (page 12). This is primarily driven by complainant/victim/witness uncooperative.
- 4) For August, investigations using video evidence resulted in substantiated allegations in 27% of cases - compared to 25% of cases in which video was not available (page 19-20).
- 5) The Monthly Report includes a breakdown of complaints and substantiations by NYPD precinct and borough of occurrence (pages 5-6).
- 6) In August the Police Commissioner finalized 4 decisions against police officers in Administrative Prosecution Unit (APU) cases; 2 were guilty verdicts won by the APU (page 32). The APU conducted 31 trials against members of the NYPD year to date; 2 trials were conducted against respondent officers in August. The CCRB's APU prosecutes the most serious allegations of misconduct.

Finally, the Monthly Report contains a Table of Contents, Glossary, and Appendix, all meant to assist readers in navigating this report. The CCRB is committed to producing monthly reports that are valuable to the public, and welcome feedback on how to make our data more accessible.

# Glossary

In this glossary we have included a list of terms that regularly appear in our reports.

**Allegation:** An allegation is a specific act of misconduct. The same “complaint” can have multiple allegations – excessive force and discourteous language, for example. Each allegation is reviewed separately during an investigation.

**APU:** The Administrative Prosecution Unit is the division of the CCRB that has prosecuted “charges” cases since April 2013, after the signing of a 2012 Memorandum of Understanding between the CCRB and NYPD.

**Board Panel:** The “Board” of the CCRB has 13 members. Of the 13 members, five are chosen by the Mayor, five are chosen by the City Council, and three are chosen by the Police Commissioner. Following a completed investigation by the CCRB staff, three Board members, sitting as a Board Panel, will make a finding on whether misconduct occurred and will make a recommendation on what level of penalty should follow.

**Case/Complaint:** For the purposes of CCRB data, a “case” or “complaint” is defined as any incident within the Agency’s jurisdiction, brought to resolution by the CCRB. Cases/Complaints thus include truncations, fully investigated or ongoing cases, mediations, and completed investigations pending Board Panel review.

**Disposition:** The Board’s finding as to the outcome of a case (i.e. if misconduct occurred).

**FADO:** Under the City Charter, the CCRB has jurisdiction to investigate the following categories of police misconduct: Force, Abuse of Authority, Discourtesy, and Offensive Language, collectively known as “FADO”.

**Intake:** CCRB’s intake team initially handles complaints from the public. Intake takes complaints that come via live phone calls, voicemails, an online complaint form, or in-person.

**Investigation:** CCRB investigators gather evidence and interview witnesses to prepare reports on misconduct allegations. An investigation ends when a closing report is prepared detailing the evidence and legal analysis, and the case is given to the Board for disposition.

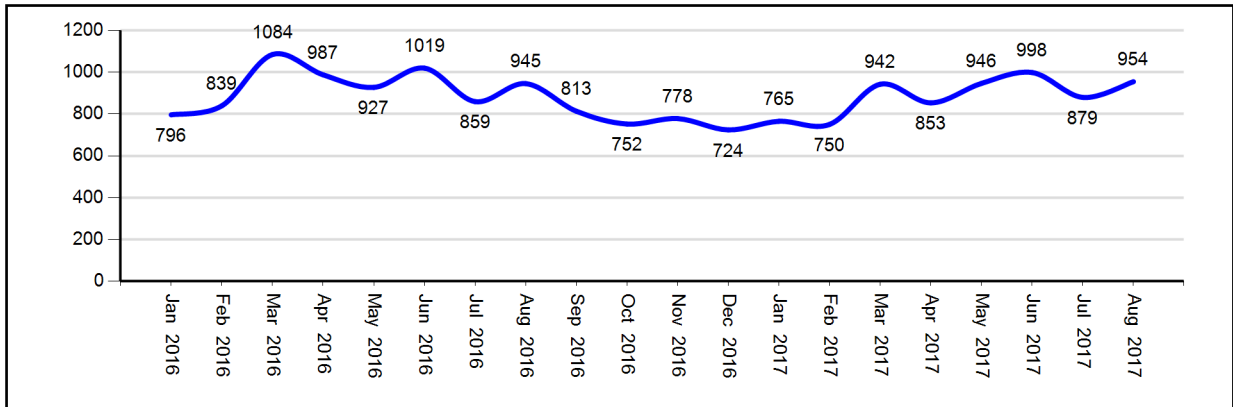
**Mediation:** A complainant may mediate his or her case with the subject officer, in lieu of an investigation, with the CCRB providing a neutral, third-party mediator.

**Truncation:** When a complaint is withdrawn or there is no complainant/victim available for an interview, the investigation is “truncated.”

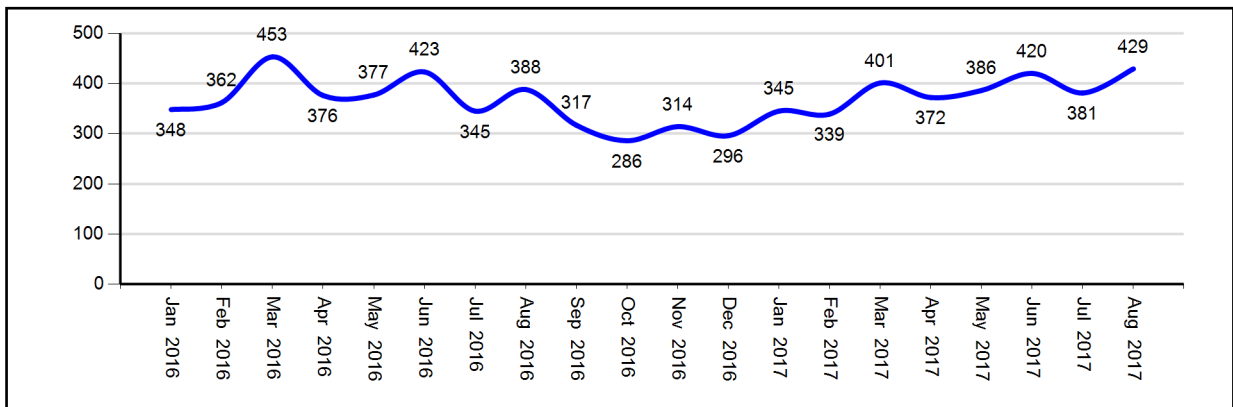
# Complaints Received

The CCRB’s Intake team processes misconduct complaints from the public and referrals from the NYPD. Under the New York City Charter, the CCRB’s jurisdiction is limited to allegations of misconduct related to Force, Abuse of Authority, Discourtesy and Offensive Language. All other complaints are referred to the appropriate agency. Figure 1 refers to all complaints that the CCRB receives and Figures 2 and 3 refer to new cases that remain with the Agency. In August 2017, the CCRB initiated 429 new complaints.

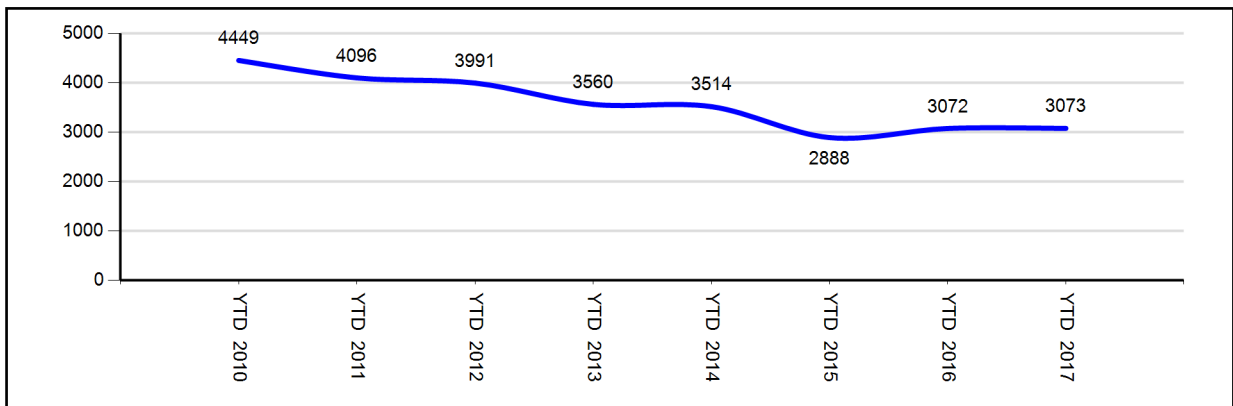
**Figure 1: Total Intake by Month (January 2016 - August 2017)**



**Figure 2: New CCRB Complaints by Month (January 2016 - August 2017)**



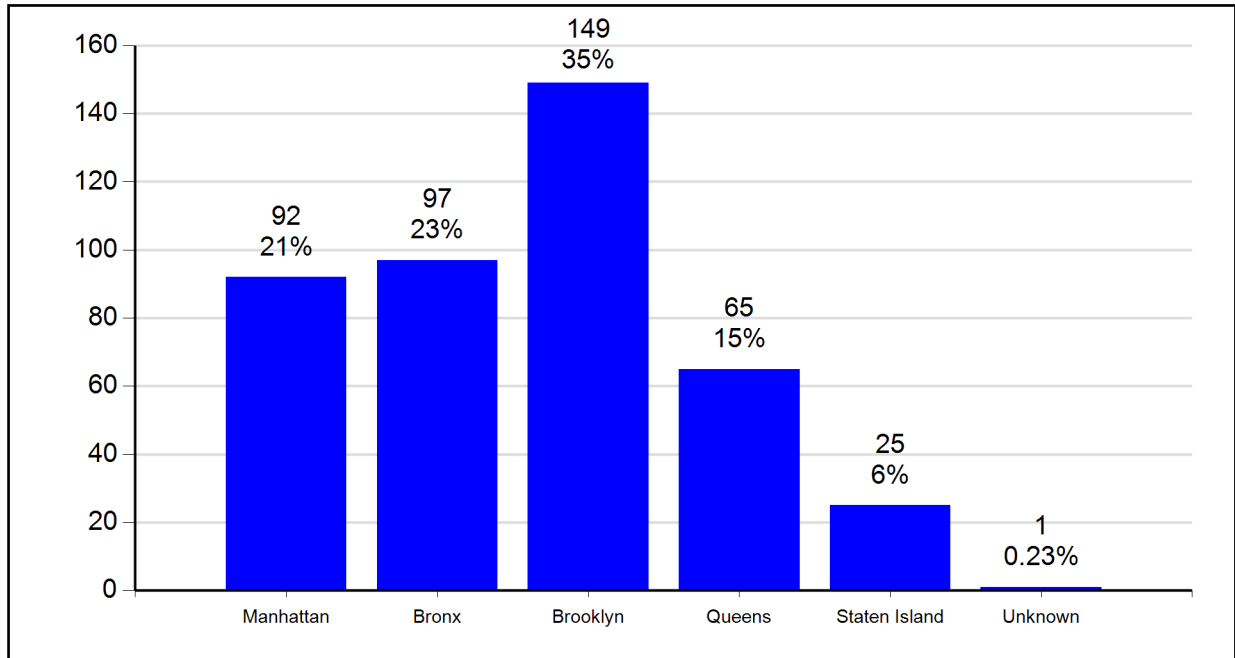
**Figure 3: New CCRB Complaints by Year (YTD 2010 - YTD 2017)**



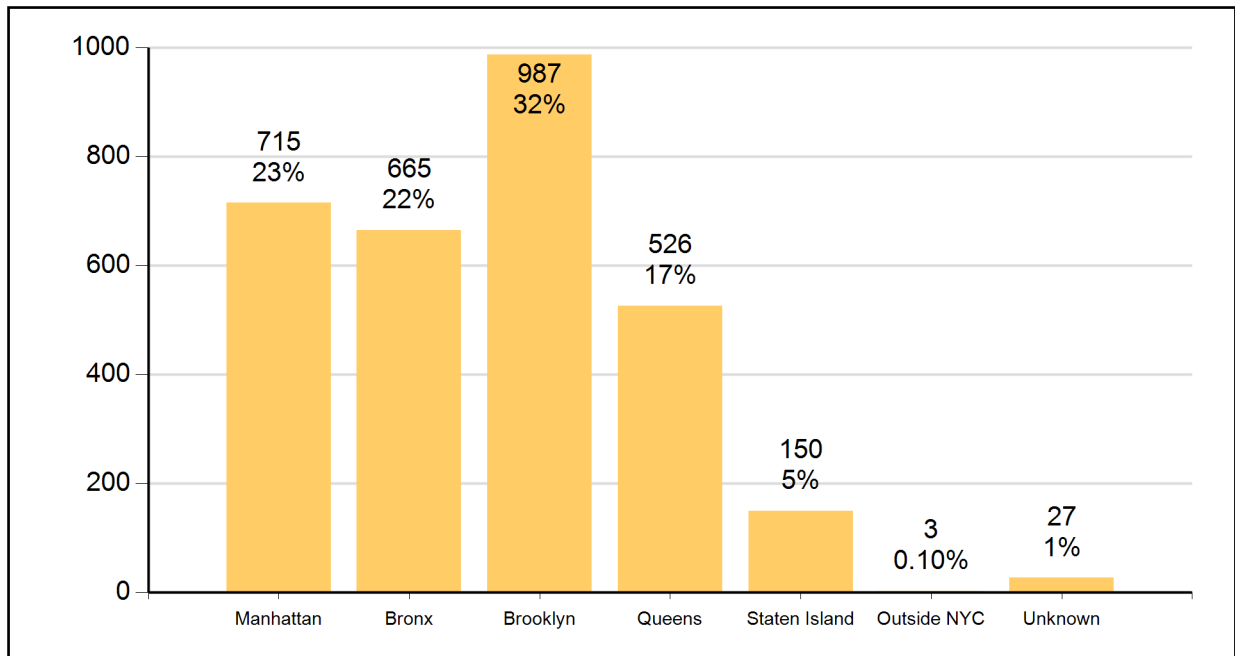
## CCRB Cases Received by Borough and Precinct

Of the five boroughs, the largest number of misconduct complaints stemmed from incidents occurring in Brooklyn, followed by Bronx. A leading 24 incidents took place in the 75th Precinct.

**Figure 4: CCRB Complaints Received By Borough of Occurrence (August 2017)**



**Figure 5: CCRB Complaints Received By Borough of Occurrence (YTD 2017)**



**Figure 6: CCRB Complaints Received By Precinct of Occurrence (August 2017)**

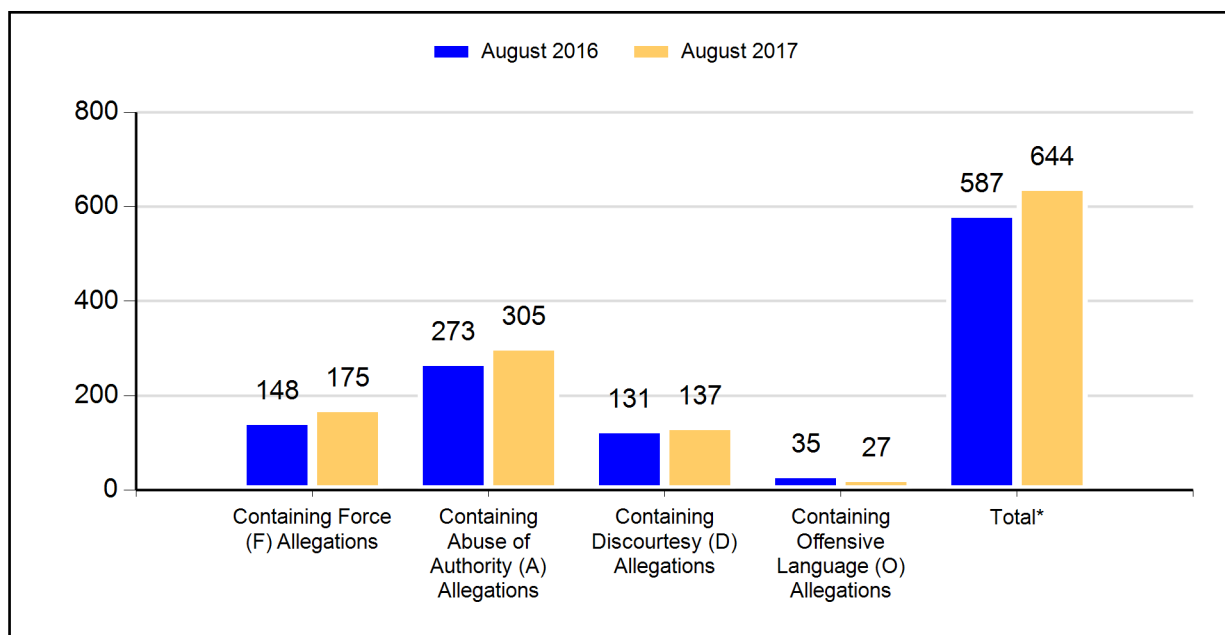
NYPD Precinct of Occurrence*	Number of Complaints	NYPD Precinct of Occurrence*	Number of Complaints
1	2	67	10
5	2	68	3
6	1	69	6
7	4	70	4
9	4	71	5
10	4	72	7
13	4	73	12
14	13	75	24
17	4	76	3
18	6	77	8
19	2	78	5
20	2	79	9
22	2	81	10
23	5	83	5
24	5	84	7
25	8	88	3
26	1	90	5
28	6	94	1
30	1	100	3
32	6	101	8
33	3	102	4
34	5	103	5
40	10	104	3
41	8	105	5
42	10	106	5
43	7	107	6
44	14	108	2
45	2	109	2
46	6	110	2
47	10	112	2
48	5	113	12
49	8	114	6
50	6	120	12
52	10	121	4
60	8	122	5
61	2	123	3
62	5	Unknown	6
63	4		
66	2		

\*These figures track where an incident occurred, not necessarily the Command of the officer. Please review Figures 62A-62Q for Command Level data for cases closed in 2017.

# Allegations Received

As described in the previous section, the CCRB has jurisdiction over four categories of NYPD misconduct. In comparing August 2016 to August 2017, the number of complaints containing an allegation of Force are up, Abuse of Authority are up, Discourtesy are up and Offensive Language are down. Figures for the year to date comparison show that in 2017 complaints containing an allegation of Force are down, Abuse of Authority are up, Discourtesy are up and Offensive Language are up.

**Figure 7: CCRB Complaints Received By Type of Allegation (August 2016 vs. August 2017)**



\*This is the total of distinct FADO allegation types in complaints received.

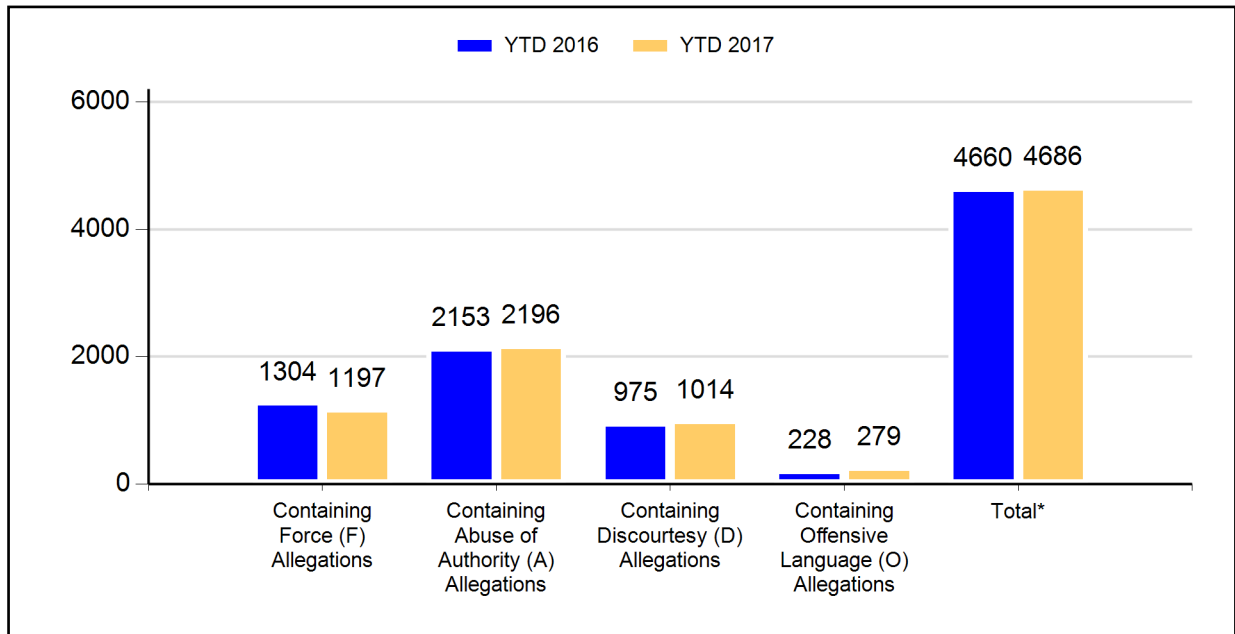
**Figure 8: CCRB Complaints Received By Type of Allegation (% of Complaints)**

	August 2016		August 2017		Change	% Change
	Count	% of Total Complaints	Count	% of Total Complaints		
Force (F)	148	38%	175	41%	27	18%
Abuse of Authority (A)	273	70%	305	71%	32	12%
Discourtesy (D)	131	34%	137	32%	6	5%
Offensive Language (O)	35	9%	27	6%	-8	-23%
Total FADO Allegations	587		644		57	10%
Total Complaints	388		429		41	11%

Note: the number of allegations in recently received complaints typically grows somewhat as the complaints are investigated.



**Figure 9: CCRB Complaints Received By Type of Allegation (YTD 2016 vs. YTD 2017)**



\*This is the total of distinct FADO allegation types in complaints received.

**Figure 10: CCRB Complaints Received By Type of Allegation YTD (% of Complaints)**

	YTD 2016		YTD 2017		Change	% Change
	Count	% of Total Complaints	Count	% of Total Complaints		
Force (F)	1304	42%	1197	39%	-107	-8%
Abuse of Authority (A)	2153	70%	2196	71%	43	2%
Discourtesy (D)	975	32%	1014	33%	39	4%
Offensive Language (O)	228	7%	279	9%	51	22%
Total FADO Allegations	4660		4686		26	1%
Total Complaints	3072		3073		1	0%

Note: the number of allegations in recently received complaints typically grows somewhat as the complaints are investigated.

**Figure 11: Total Allegations (% of Total Allegations)**

	August 2016		August 2017		Change	% Change
	Count	% of Total Allegations	Count	% of Total Allegations		
Force (F)	307	24%	291	23%	-16	-5%
Abuse of Authority (A)	757	59%	757	60%	0	0%
Discourtesy (D)	182	14%	186	15%	4	2%
Offensive Language (O)	44	3%	32	3%	-12	-27%
Total Allegations	1290		1266		-24	-2%
Total Complaints	388		429		41	11%

**Figure 12: Total Allegations YTD (% of Total Allegations)**

	YTD 2016		YTD 2017		Change	% Change
	Count	% of Total Allegations	Count	% of Total Allegations		
Force (F)	2596	27%	2460	24%	-136	-5%
Abuse of Authority (A)	5407	56%	6115	59%	708	13%
Discourtesy (D)	1374	14%	1487	14%	113	8%
Offensive Language (O)	276	3%	372	4%	96	35%
Total Allegations	9653		10434		781	8%
Total Complaints	3072		3073		1	0%

The number of allegations in recently received complaints typically grows as the complaints are investigated.

## CCRB Docket

As of the end of August 2017, 89% of active CCRB cases are fewer than five months old, and 98% active cases have been open for fewer than eight months.

**Figure 13: Age of Active Cases Based on Received Date (August 2017)**

	Count	% of Total
Cases 0-4 Months	1137	89.2%
Cases 5-7 Months	113	8.9%
Cases 8-11 Months	13	1.0%
Cases 12-18 Months*	7	0.5%
Cases Over 18 Months**	4	0.3%
<b>Total</b>	<b>1274</b>	<b>100%</b>

\* 12-18 Months: 3 cases that were reopened; 2 cases that were on DA Hold.

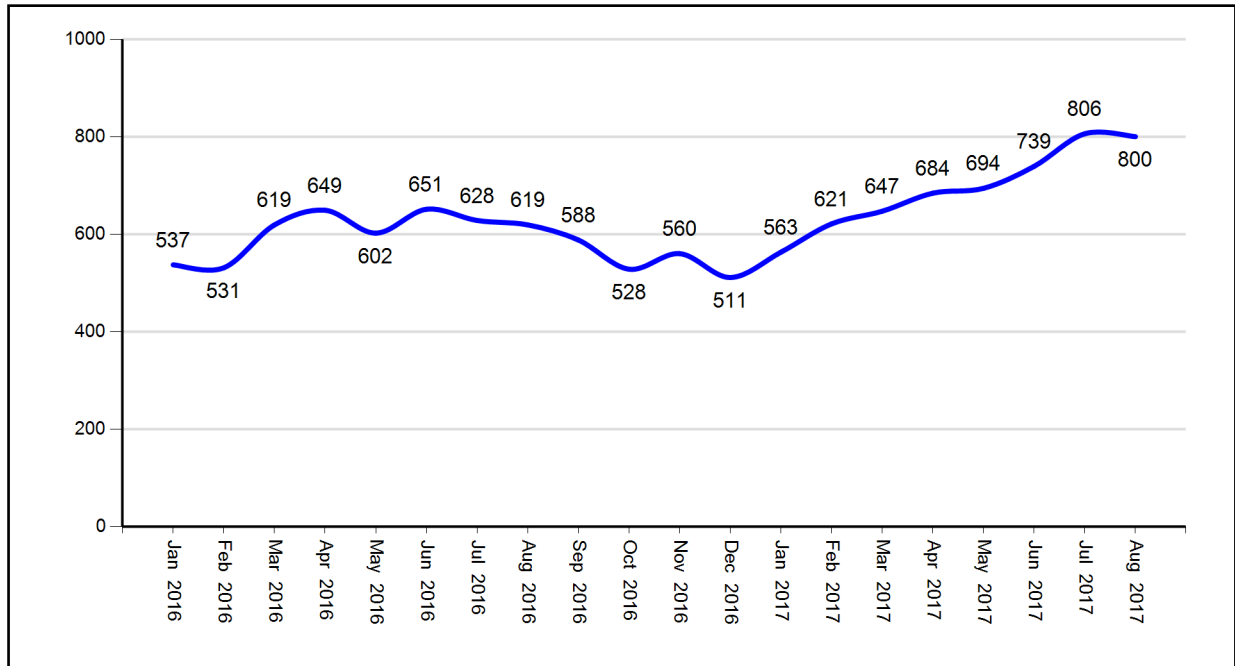
\*\* Over 18 Months: 1 case that was reopened; 3 cases that were on DA Hold.

**Figure 14: Age of Active Cases Based on Incident Date (August 2017)**

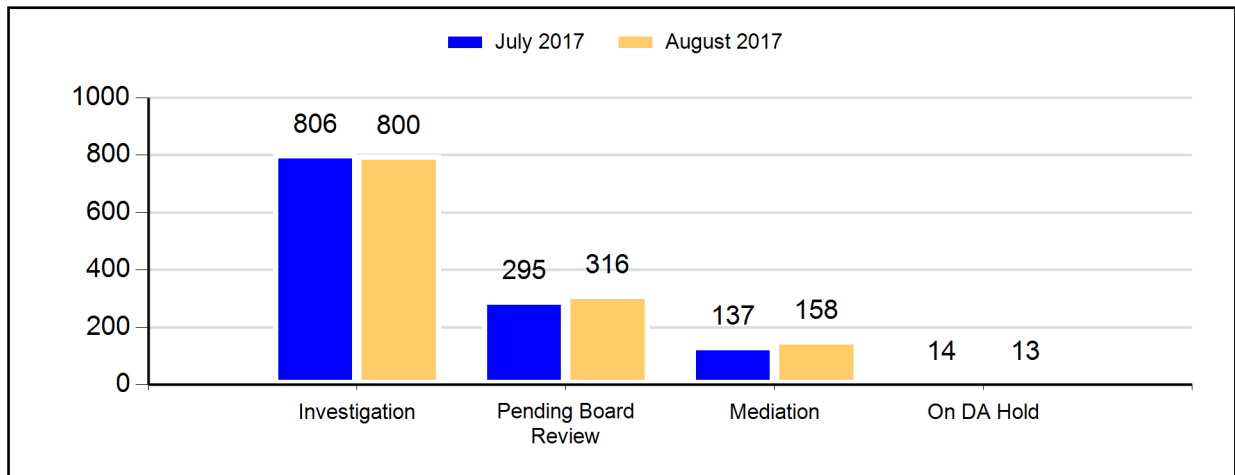
	Count	% of Total
Cases 0-4 Months	1053	82.7%
Cases 5-7 Months	159	12.5%
Cases 8-11 Months	31	2.4%
Cases 12-18 Months	20	1.6%
Cases Over 18 Months	11	0.9%
<b>Total</b>	<b>1274</b>	<b>100%</b>

An active case is here defined as an investigation; cases in mediation are excluded.

**Figure 15: Number of Active Investigations (January 2016 - August 2017)**



**Figure 16: Open Docket Analysis**



**Figure 17: Open Docket Analysis with % Change**

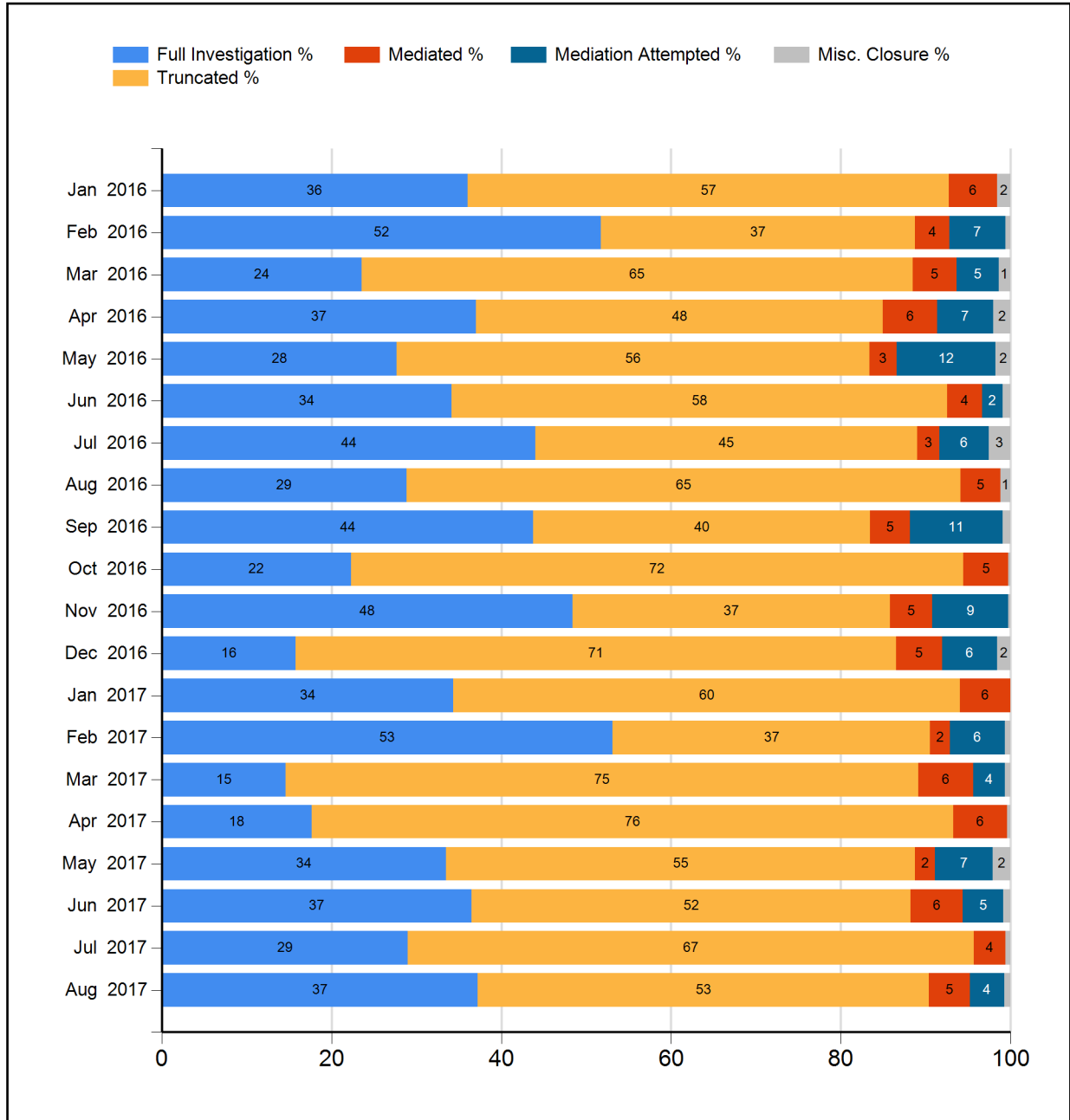
	July 2017		August 2017		Change	% Change
	Count	% of Total	Count	% of Total		
Investigations	806	64%	800	62%	-6	-1%
Pending Board Review	295	24%	316	25%	21	7%
Mediation	137	11%	158	12%	21	15%
On DA Hold	14	1%	13	1%	-1	-7%
<b>Total</b>	<b>1252</b>		<b>1287</b>		<b>35</b>	<b>3%</b>

# Closed Cases

## Resolving Cases

In August 2017, the CCRB fully investigated 37% of the cases it closed, and resolved (fully investigated, mediated or mediation attempted) 46% of the cases it closed.

**Figure 18: Case Resolutions (January 2016 - August 2017) (%)**



## Dispositions

Cases fully investigated by the CCRB generally receive one of five outcomes:

- If the alleged misconduct is found to have occurred, based on the preponderance of the evidence, the allegation is **substantiated**.
- If there is not enough evidence to determine whether or not the alleged misconduct occurred, the allegation is **unsubstantiated**.
- If the preponderance of the evidence suggests that the event or alleged act did not occur, the allegation is **unfounded**.
- If the event did occur, but was not improper by a preponderance of evidence, the allegation is **exonerated**.
- If the CCRB was unable to identify any of the officers accused of misconduct, the case is closed as **officer unidentified**.

Additionally, a case might be **mediated**, with the subject officer and complainant discussing the incident in the presence of a neutral third-party moderator. Finally, a case that cannot be fully investigated due to victim/complainant unavailability or lack of cooperation is **truncated**.

## Case Abstracts

The following case abstracts are taken from complaints closed this month and serve as examples of what the different CCRB dispositions mean in practice:

### 1. Substantiated

Officers stopped, searched, and arrested a man they suspected of aiding a different man they intended to arrest. Officers arrived with the intention to arrest a man and stopped his coworker to ascertain his whereabouts. The coworker stated he did not know the man's whereabouts and voluntarily allowed an officer to use his phone to contact the man. Out of earshot of the coworker, the officer contacted the man's employer and determined the man they intended to arrest should be in the building. Believing the supervisor and suspecting the coworker of lying to them, the officers returned to detain the coworker, began asking accusatory questions, and later arrested the coworker for hindering the prosecution of the man. The investigation found the coworker's lack of knowledge about the man's whereabouts alone did not constitute reasonable suspicion of a crime. As a result, the Board Substantiated the stop, search, and arrest allegations.

### 2. Unsubstantiated

Officers spoke discourteously to a man they stopped who was violating the park's curfew. Officers stated they stopped a man who was in the park after its closure, whom they suspected of smoking marijuana in public. It is undisputed the man did not have identification on his person, but the officers accused the man of being uncooperative in their requests for his name. The officers denied cursing at the man throughout the interaction. The man said the officers denied his offer to retrieve his identification from a nearby apartment and claimed he was cooperative during the interaction. During the verbal exchange, the man said the officers cursed at him. Due to the conflicting testimonies, the investigation was not able to determine by a preponderance of evidence if the officers used discourteous language when speaking to the man. Therefore, the Board Unsubstantiated the allegation.

### 3. Unfounded

A man alleged that he was punched in the face by an unknown officer while in the stationhouse.

It is undisputed the man sustained a laceration to his left eyebrow while in the stationhouse. Officers stated the man was intoxicated, cursing, and said he would attempt to take an officer's firearm when they removed his handcuffs. The officers sat the man on a chair in the holding cell to remove his shoelaces when the man attempted to kick the officer. When the officers attempted to restrain the man's legs, he fell to the ground, causing the laceration. The man admitted he was intoxicated and could not remember basic facts as to where he was, what led up to the alleged use of force, or what the individual that punched him looked like. The investigation determined the man sustained his injury as a result of him falling to the ground. Therefore the Board Unfounded the force allegation.

#### **4. Exonerated**

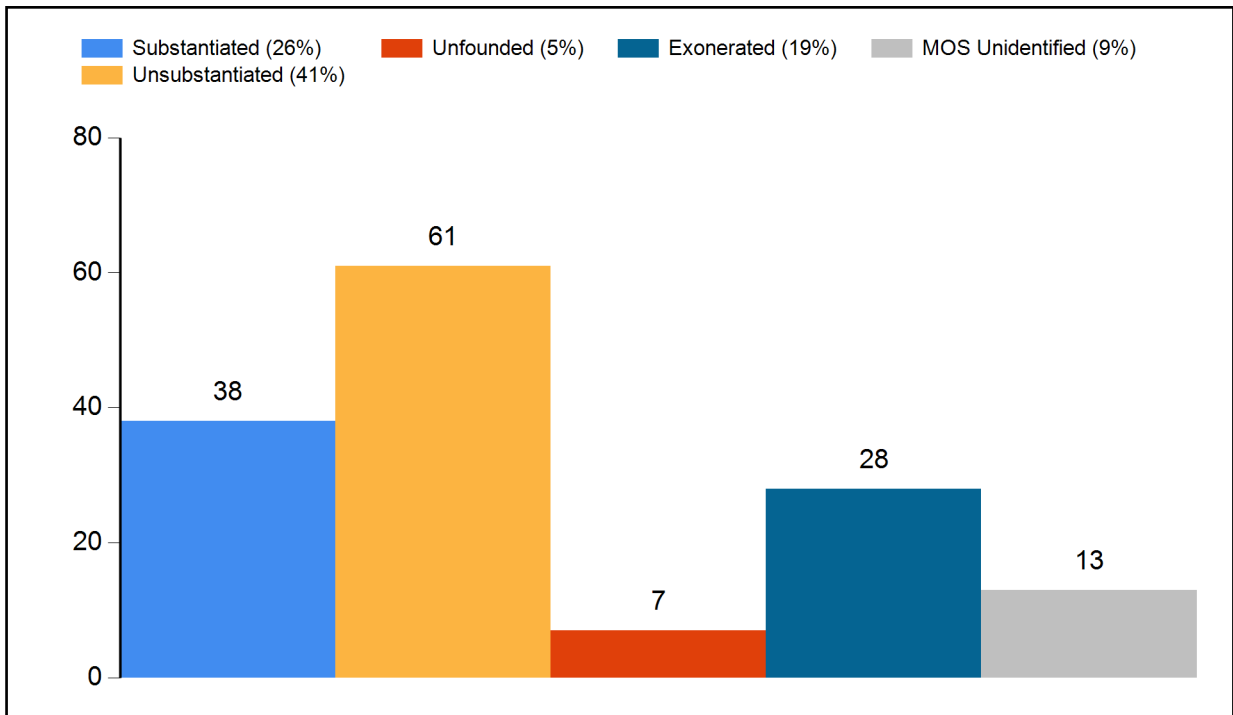
Officers pointed their firearms and stopped a man who they believed resembled an individual who was wanted in connection with a violent crime. Officers were patrolling the area where the man with a warrant resided and saw a man that resembled their suspect. Exiting their unmarked vehicle with weapons drawn, the officers ordered the man to the ground and removed his identification from his pocket. The officers released the man when they determined he was not who they were looking for. The man and officers statements regarding the incident are generally consistent. The man's pedigree, attire, and location closely matched suspect's, which provided the officers sufficient reasonable suspicion to stop and determine if the man was involved with the violent crime. As a result, the Board Exonerated the allegation.

#### **5. Officer Unidentified**

Plainclothes officers stopped and frisked a woman. The woman provided a description of the plainclothes officers she said stopped and frisked her person. The sole plainclothes officer assigned to the commands within jurisdictions in the incident area was involved with other administrative duties during the time of incident, which is confirmed by the precinct roll call and her memo book. The investigation was unable to determine the identity of the subject officers and the Board closed the allegations as Officer Unidentified.

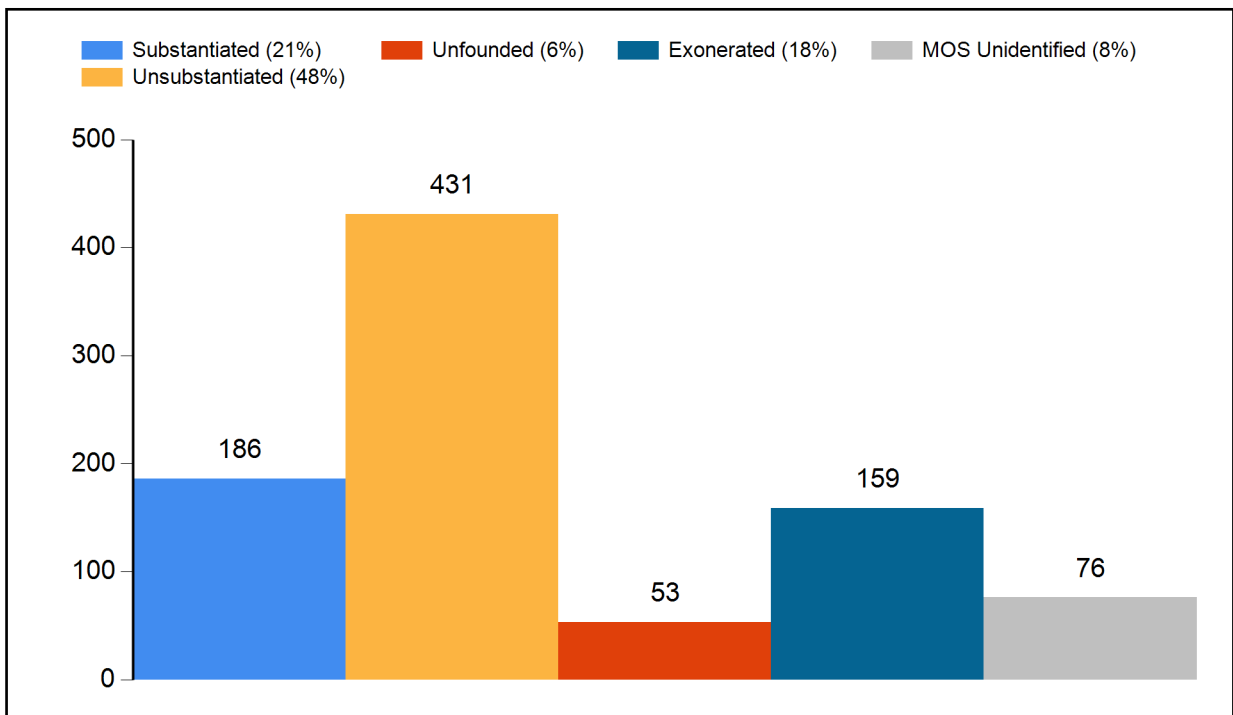
## Dispositions - Full Investigations

**Figure 19: Disposition Counts of Full Investigations (August 2017)**



Due to the reconsideration process, counts are subject to change.

**Figure 20: Disposition Counts of Full Investigations (YTD 2017)**



Due to the reconsideration process, counts are subject to change.



## Dispositions - All CCRB Cases

In addition to full investigations, CCRB cases can also be closed through mediation and truncation. The following table lists all the CCRB case closures for the current month and year-to-date.

**Figure 21: Disposition of Cases (2016 vs 2017)**

	Aug 2016		Aug 2017		YTD 2016		YTD 2017	
	Count	% of Total	Count	% of Total	Count	% of Total	Count	% of Total
<b>Full Investigations</b>								
Substantiated	15	15%	38	26%	252	24%	186	21%
Exonerated	18	18%	28	19%	172	16%	159	18%
Unfounded	6	6%	7	5%	100	9%	53	6%
Unsubstantiated	53	54%	61	41%	467	44%	431	48%
MOS Unidentified	6	6%	13	9%	62	6%	76	8%
<b>Total - Full Investigations</b>	<b>98</b>		<b>147</b>		<b>1053</b>		<b>905</b>	
<b>Mediation Closures</b>	Count	% of Total	Count	% of Total	Count	% of Total	Count	% of Total
Mediated	16	100%	19	54%	136	50%	122	55%
Mediation Attempted	0	0%	16	46%	138	50%	98	45%
<b>Total - ADR Closures</b>	<b>16</b>		<b>35</b>		<b>274</b>		<b>220</b>	
<b>Resolved Case Total</b>	<b>114</b>	<b>34%</b>	<b>182</b>	<b>46%</b>	<b>1327</b>	<b>44%</b>	<b>1125</b>	<b>42%</b>
<b>Truncations / Other Closures</b>	Count	% of Total	Count	% of Total	Count	% of Total	Count	% of Total
Complaint withdrawn	37	16%	34	16%	314	19%	374	24%
Complainant/Victim/Witness uncooperative	132	58%	115	54%	1023	61%	875	56%
Complainant/Victim/Witness unavailable	50	22%	42	20%	280	17%	252	16%
Victim unidentified	3	1%	5	2%	29	2%	26	2%
Closed - Pending Litigation*	0	0%	14	7%	0	0%	14	1%
Miscellaneous	0	0%	1	0%	3	0%	4	0%
Administrative closure**	4	2%	2	1%	41	2%	18	1%
<b>Total - Other Case Dispositions</b>	<b>226</b>		<b>213</b>		<b>1690</b>		<b>1563</b>	
<b>Total - Closed Cases</b>	<b>340</b>		<b>395</b>		<b>3017</b>		<b>2688</b>	

\* Closed - Pending Litigation is a truncation category added in August 2017. It indicates that the complaint was truncated due to the complainant/victim's attorney.

\*\*Administrative closure is a special category that deals with NYPD's Internal Affairs Bureau-referred cases or spin off cases with no complainant/victim, and in which CCRB attempts to locate or identify a complainant/victim has yielded no results.

## Dispositions - FADO Allegations

“Allegations” are different than “cases.” A case or complaint is based on an incident and may contain one or more allegations of police misconduct. The allegation substantiation rate is 15% for the month of August 2017, and the allegation substantiation rate is 12% year-to-date. The type of allegation the CCRB is most likely to substantiate is Abuse of Authority – substantiating 20% of such allegations during August 2017, and 16% for the year.

**Figure 22: Disposition of Allegations (2016 vs 2017)**

	Aug 2016		Aug 2017		YTD 2016		YTD 2017	
	Count	%of Total	Count	%of Total	Count	%of Total	Count	%of Total
<b>Fully Investigated Allegations</b>								
Substantiated	31	7%	98	15%	629	14%	469	12%
Unsubstantiated	180	42%	277	43%	1810	39%	1567	40%
Unfounded	32	7%	47	7%	457	10%	298	8%
Exonerated	141	33%	160	25%	1304	28%	1107	28%
MOS Unidentified	46	11%	64	10%	449	10%	467	12%
<b>Total - Full Investigations</b>	<b>430</b>		<b>646</b>		<b>4649</b>		<b>3908</b>	
<b>Mediation Closures</b>	Count	%of Total	Count	%of Total	Count	%of Total	Count	%of Total
Mediated	26	100%	34	49%	316	50%	262	56%
Mediation Attempted	0	0%	36	51%	322	50%	209	44%
<b>Total - ADR Closures</b>	<b>26</b>		<b>70</b>		<b>638</b>		<b>471</b>	
<b>Truncations / Other Closures</b>	Count	%of Total	Count	%of Total	Count	%of Total	Count	%of Total
Complaint withdrawn	56	10%	81	16%	600	15%	811	21%
Complainant/Victim/Witness uncooperative	391	71%	296	58%	2681	67%	2405	62%
Complainant/Victim/Witness unavailable	89	16%	80	16%	599	15%	501	13%
Victim unidentified	5	1%	11	2%	58	1%	57	1%
Closed - Pending Litigation	0	0%	33	7%	0	0%	33	1%
Miscellaneous	0	0%	3	1%	20	0%	15	0%
Administrative closure	8	1%	2	0%	62	2%	29	1%
<b>Total - Other Case Dispositions</b>	<b>549</b>		<b>506</b>		<b>4020</b>		<b>3851</b>	
<b>Total - Closed Allegations</b>	<b>1005</b>		<b>1222</b>		<b>9309</b>		<b>8230</b>	

**Figure 23: Disposition of Allegations By FADO Category (August 2017)**

	Substantiated	Unsubstantiated	Exonerated	Unfounded	Officers Unidentified	Total
Force	9 6%	49 34%	54 38%	19 13%	13 9%	144 100%
Abuse of Authority	81 20%	156 39%	105 26%	16 4%	39 10%	397 100%
Discourtesy	6 7%	60 72%	1 1%	8 10%	8 10%	83 100%
Offensive Language	2 10%	12 60%	0 0%	4 20%	2 10%	20 100%
Total	98 15%	277 43%	160 25%	47 7%	62 10%	644 100%

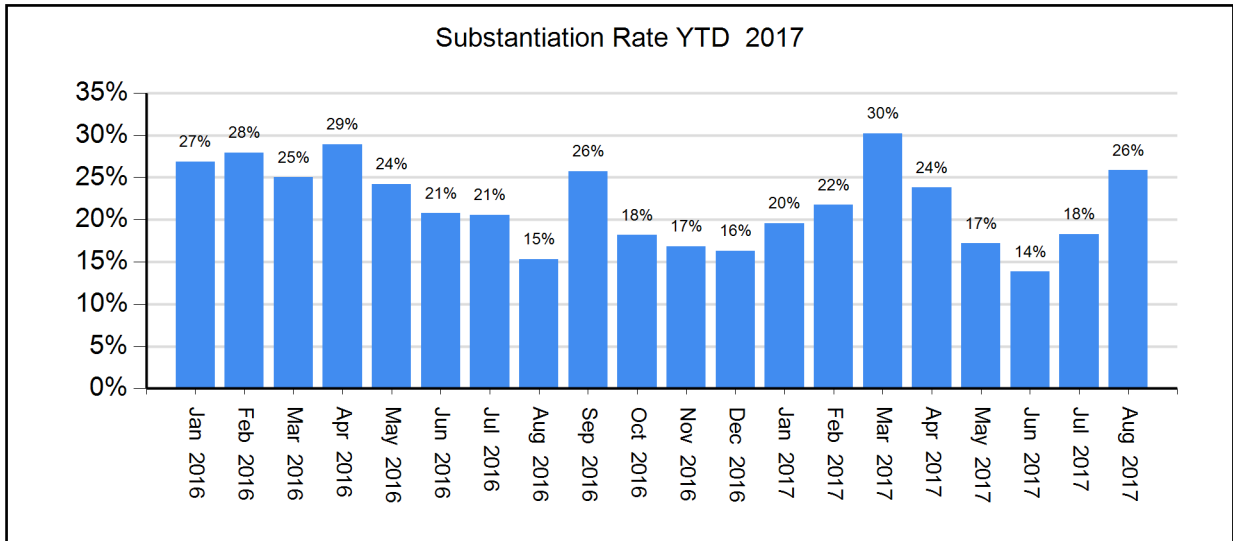
**Figure 24: Disposition of Allegations By FADO Category (YTD 2017)**

	Substantiated	Unsubstantiated	Exonerated	Unfounded	Officers Unidentified	Total
Force	50 5%	318 33%	357 37%	133 14%	99 10%	957 100%
Abuse of Authority	366 16%	784 35%	735 33%	94 4%	258 12%	2237 100%
Discourtesy	44 8%	390 67%	15 3%	52 9%	80 14%	581 100%
Offensive Language	9 8%	75 63%	0 0%	19 16%	17 14%	120 100%
Total	469 12%	1567 40%	1107 28%	298 8%	454 12%	3895 100%

## Substantiation Rates

The August 2017 case substantiation rate was 26%.

**Figure 25: Percentage of Cases Substantiated (January 2016 - August 2017)**

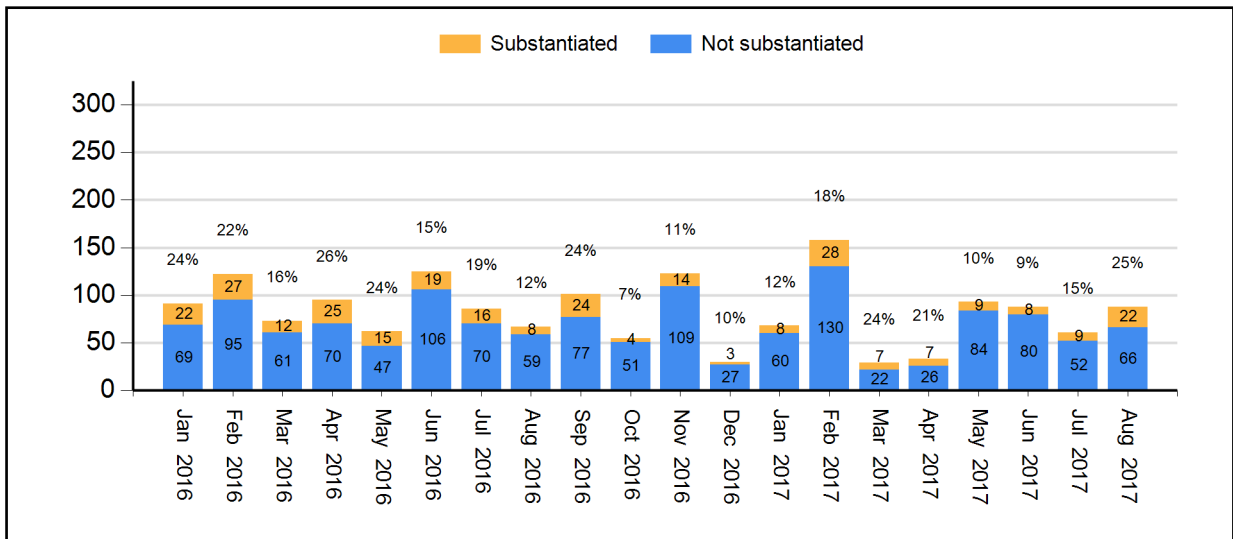


Due to the reconsideration process, counts are subject to change.

## Substantiation Rates and Video

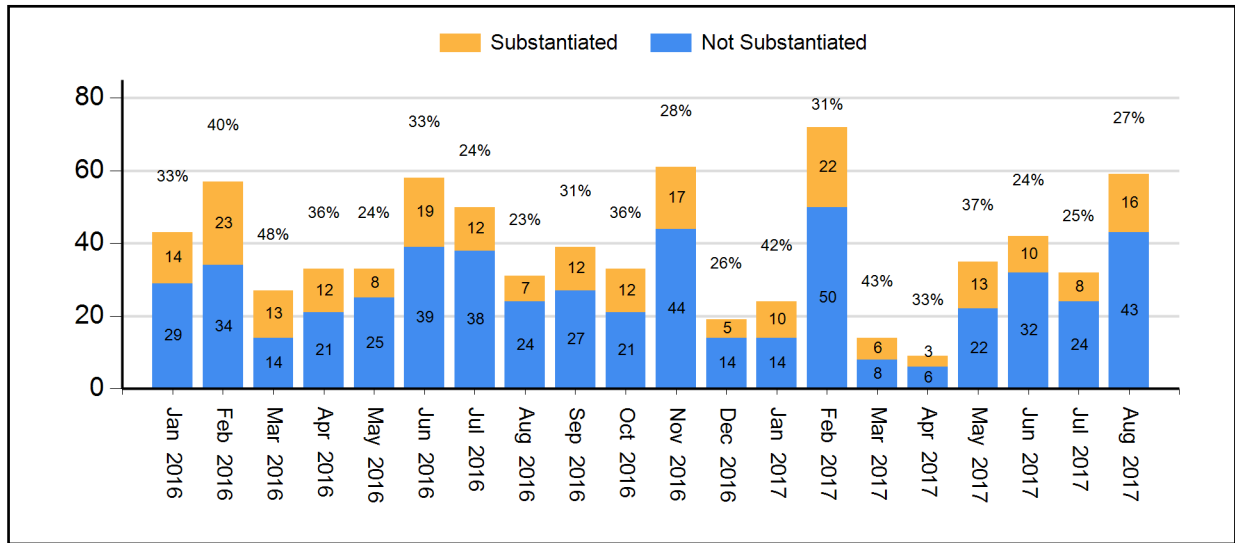
In general, investigations relying on video evidence from security cameras or personal devices result in much higher substantiation rates.

**Figure 26: Substantiation Rates for Full Investigations without Video (Jan 2017 - Aug 2017) (% substantiated shown)**



Due to the reconsideration process, counts are subject to change.

**Figure 27: Substantiation Rates for Full Investigations with Video (Jan 2017 - Aug 2017)**  
 (% substantiated shown)



Due to the reconsideration process, counts are subject to change.

## Board Discipline Recommendations for Substantiated Complaints

After a CCRB investigative team has completed its investigation and recommended the substantiation of a complaint against an officer, a panel of three Board members determines whether or not to substantiate the allegation and make a disciplinary recommendation.

- “Charges and Specifications” are the most severe form of discipline. Charges commence a process that may result in an administrative trial in the NYPD Trial Room. An officer may lose vacation days, be suspended, or be terminated from the Department if the officer is found guilty.
- “Instructions” or “Formalized Training” are the least severe discipline, often recommended for officers who misunderstand a policy. This determination results in training at the command level (Instructions) or training at the Police Academy or NYPD Legal Bureau (Formalized Training).
- “Command Discipline” is recommended for misconduct that is more problematic than poor training, but does not rise to the level of Charges. An officer can lose up to ten vacation days as a result of a Command Discipline.
- When the Board has recommended Instructions, Formalized Training or Command Discipline, the case is sent to the NYPD Commissioner to impose training and/or other penalties. Cases where the Board recommends charges are prosecuted by the CCRB’s Administrative Prosecution Unit.

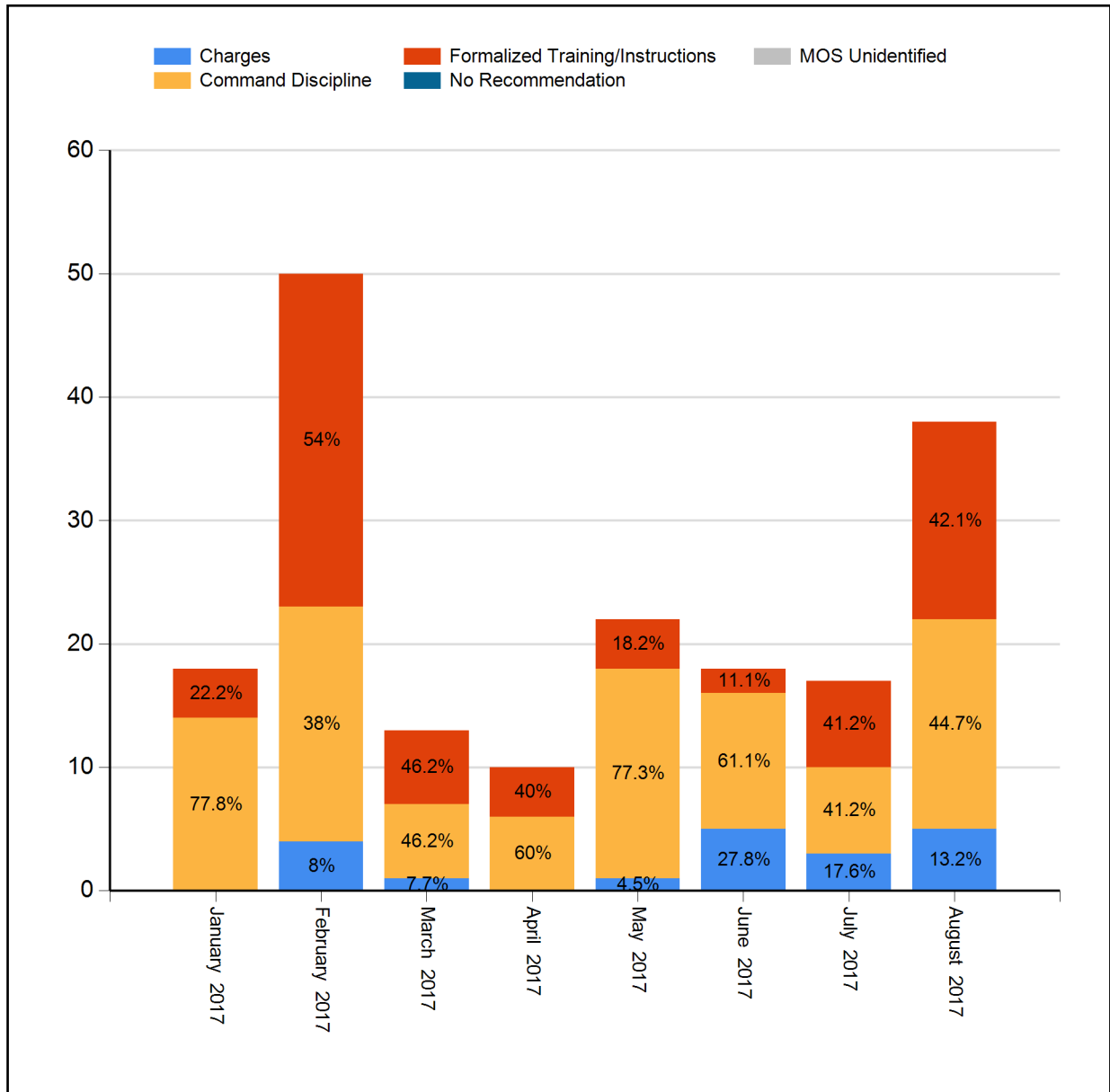
**Figure 28: Board Discipline Recommendations For Substantiated Complaints\*  
(Aug 2016, Aug 2017, YTD 2016, YTD 2017)**

Disposition	August 2016		August 2017		YTD 2016		YTD 2017	
	Count	%of Total	Count	%of Total	Count	%of Total	Count	%of Total
Charges	3	20%	5	13%	31	12%	19	10%
Command Discipline	3	20%	17	45%	118	47%	97	52%
Formalized Training	5	33%	8	21%	94	37%	44	24%
Instructions	4	27%	8	21%	9	4%	26	14%
MOS Unidentified	0	0%	0	0%	0	0%	0	0%
<b>Total</b>	<b>15</b>		<b>38</b>		<b>252</b>		<b>186</b>	

Due to the reconsideration process, counts are subject to change.

\* A complaint containing a number of substantiated allegations against a number of different officers will typically generate a variety of different disciplinary recommendations. To determine the disciplinary recommendation associated with the complaint as a whole, the CCRB uses the most severe disciplinary recommendation made. The order of severity is: 1) Charges 2) Command Discipline 3) Formalized Training 4) Instructions.

**Figure 29: Board Discipline Recommendations For Substantiated Complaints\* (2017)**



Due to the reconsideration process, counts are subject to change.

\* A complaint containing a number of substantiated allegations against a number of different officers will typically generate a variety of different disciplinary recommendations. To determine the disciplinary recommendation associated with the complaint as a whole, the CCRB uses the most severe disciplinary recommendation made. The order of severity is: 1) Charges 2) Command Discipline 3) Formalized Training 4) Instructions.

## Board Discipline Recommendations for Officers with Substantiated Allegations

A substantiated CCRB complaint may generate multiple substantiated allegations against multiple officers. Each substantiated allegation will carry its own discipline recommendation from the CCRB Board.

The following table presents the number of officers against whom discipline recommendations have been made as a result of a substantiated CCRB complaint. Where there are multiple substantiated allegations with multiple disciplinary recommendations for an officer in a complaint, the most severe disciplinary recommendation is used to determine the overall recommendation for that officer.

**Figure 30: Board Discipline Recommendations for Officers with Substantiated Allegations\*  
(Aug 2016, Aug 2017, YTD 2016, YTD 2017)**

Disposition	August 2016		August 2017		YTD 2016		YTD 2017	
	Count	%of Total	Count	%of Total	Count	%of Total	Count	%of Total
Charges	4	22.2%	6	11.8%	47	12.5%	26	9.8%
Command Discipline	4	22.2%	22	43.1%	175	46.5%	142	53.6%
Formalized Training	6	33.3%	13	25.5%	143	38%	63	23.8%
Instructions	4	22.2%	10	19.6%	11	2.9%	34	12.8%
MOS Unidentified	0	0%	0	0%	0	0%	0	0%
<b>Total</b>	<b>18</b>		<b>51</b>		<b>376</b>		<b>265</b>	

Due to the reconsideration process, counts are subject to change.

\* The counts in this table reflect the number of distinct MOS with a substantiated allegation in each complaint.



**Figure 31: Substantiated Allegations By Borough and NYPD Precinct (August 2017)**

The figures in this table reflect all substantiated allegations for each MOS.

Board Disposition	FADO Category	Allegation	Precinct of Occurrence	Borough of Occurrence
Substantiated (Command Discipline B)	Abuse of Authority	Threat of arrest		Outside NYC
Substantiated (Command Discipline B)	Force	Physical force		Outside NYC
Substantiated (Command Discipline A)	Abuse of Authority	Other	6	Manhattan
Substantiated (Command Discipline A)	Abuse of Authority	Refusal to process civilian complaint	10	Manhattan
Substantiated (Command Discipline A)	Abuse of Authority	Refusal to process civilian complaint	10	Manhattan
Substantiated (Charges)	Abuse of Authority	Strip-searched	13	Manhattan
Substantiated (Command Discipline A)	Abuse of Authority	Threat of arrest	13	Manhattan
Substantiated (Command Discipline A)	Abuse of Authority	Threat of force (verbal or physical)	13	Manhattan
Substantiated (Command Discipline A)	Abuse of Authority	Retaliatory summons	13	Manhattan
Substantiated (Command Discipline A)	Discourtesy	Word	13	Manhattan
Substantiated (Charges)	Abuse of Authority	Frisk	18	Manhattan
Substantiated (Charges)	Abuse of Authority	Interference with recording	18	Manhattan
Substantiated (Formalized Training)	Discourtesy	Word	23	Manhattan
Substantiated (Command Lvl Instructions)	Discourtesy	Word	23	Manhattan
Substantiated (Command Lvl Instructions)	Force	Physical force	24	Manhattan
Substantiated (Command Lvl Instructions)	Force	Physical force	24	Manhattan
Substantiated (Formalized Training)	Abuse of Authority	Threat to notify ACS	25	Manhattan
Substantiated (Formalized Training)	Discourtesy	Word	25	Manhattan
Substantiated (Command Discipline B)	Force	Physical force	28	Manhattan
Substantiated (Command Lvl Instructions)	Abuse of Authority	Vehicle search	33	Manhattan
Substantiated (Command Lvl Instructions)	Abuse of Authority	Vehicle search	33	Manhattan
Substantiated (Command Discipline A)	Abuse of Authority	Refusal to provide name/shield number	34	Manhattan
Substantiated (Formalized Training)	Abuse of Authority	Refusal to provide name/shield number	40	Bronx
Substantiated (Command Discipline A)	Abuse of Authority	Frisk	40	Bronx
Substantiated (Command Discipline A)	Abuse of Authority	Stop	40	Bronx
Substantiated (Command Discipline A)	Abuse of Authority	Stop	40	Bronx
Substantiated (Command Discipline A)	Abuse of Authority	Question	40	Bronx
Substantiated (Formalized Training)	Abuse of Authority	Interference with recording	40	Bronx
Substantiated (Formalized Training)	Abuse of Authority	Vehicle search	44	Bronx
Substantiated (Formalized Training)	Abuse of Authority	Vehicle search	44	Bronx
Substantiated (Command Lvl Instructions)	Abuse of Authority	Property damaged	44	Bronx
Substantiated (Formalized Training)	Abuse of Authority	Frisk	44	Bronx
Substantiated (Formalized Training)	Abuse of Authority	Frisk	44	Bronx
Substantiated (Formalized Training)	Abuse of Authority	Search (of person)	44	Bronx
Substantiated (Formalized Training)	Abuse of Authority	Search (of person)	44	Bronx
Substantiated (Command Lvl Instructions)	Abuse of Authority	Premises entered and/or searched	48	Bronx
Substantiated (Command Discipline A)	Abuse of Authority	Other	50	Bronx
Substantiated (Formalized Training)	Abuse of Authority	Vehicle stop	52	Bronx
Substantiated (Formalized Training)	Abuse of Authority	Vehicle stop	52	Bronx
Substantiated (Formalized Training)	Abuse of Authority	Vehicle stop	52	Bronx

<b>Board Disposition</b>	<b>FADO Category</b>	<b>Allegation</b>	<b>Precinct of Occurrence</b>	<b>Borough of Occurrence</b>
Substantiated (Formalized Training)	Abuse of Authority	Vehicle stop	52	Bronx
Substantiated (Formalized Training)	Abuse of Authority	Vehicle stop	52	Bronx
Substantiated (Formalized Training)	Abuse of Authority	Vehicle stop	52	Bronx
Substantiated (Formalized Training)	Abuse of Authority	Vehicle stop	52	Bronx
Substantiated (Formalized Training)	Abuse of Authority	Vehicle stop	52	Bronx
Substantiated (Formalized Training)	Abuse of Authority	Vehicle stop	52	Bronx
Substantiated (Formalized Training)	Abuse of Authority	Vehicle search	52	Bronx
Substantiated (Formalized Training)	Abuse of Authority	Vehicle search	52	Bronx
Substantiated (Formalized Training)	Abuse of Authority	Vehicle search	52	Bronx
Substantiated (Formalized Training)	Abuse of Authority	Vehicle search	52	Bronx
Substantiated (Formalized Training)	Abuse of Authority	Vehicle search	52	Bronx
Substantiated (Formalized Training)	Abuse of Authority	Vehicle search	52	Bronx
Substantiated (Formalized Training)	Abuse of Authority	Vehicle search	52	Bronx
Substantiated (Formalized Training)	Abuse of Authority	Vehicle search	52	Bronx
Substantiated (Formalized Training)	Abuse of Authority	Vehicle search	52	Bronx
Substantiated (Formalized Training)	Abuse of Authority	Question	52	Bronx
Substantiated (Command Lvl Instructions)	Abuse of Authority	Other	61	Brooklyn
Substantiated (Command Discipline A)	Abuse of Authority	Stop	62	Brooklyn
Substantiated (Command Discipline A)	Abuse of Authority	Stop	62	Brooklyn
Substantiated (Command Discipline A)	Abuse of Authority	Stop	62	Brooklyn
Substantiated (Command Discipline A)	Abuse of Authority	Vehicle stop	67	Brooklyn
Substantiated (Command Discipline B)	Abuse of Authority	Premises entered and/or searched	67	Brooklyn
Substantiated (Command Discipline A)	Abuse of Authority	Threat of arrest	67	Brooklyn
Substantiated (Command Discipline A)	Abuse of Authority	Refusal to provide name/shield number	67	Brooklyn
Substantiated (Command Discipline A)	Abuse of Authority	Search (of person)	67	Brooklyn
Substantiated (Command Discipline A)	Abuse of Authority	Stop	67	Brooklyn
Substantiated (Command Discipline A)	Abuse of Authority	Stop	67	Brooklyn
Substantiated (Command Discipline A)	Force	Gun Pointed	67	Brooklyn
Substantiated (Command Lvl Instructions)	Abuse of Authority	Threat of force (verbal or physical)	68	Brooklyn
Substantiated (Command Discipline B)	Offensive Language	Religion	71	Brooklyn
Substantiated (Command Discipline B)	Offensive Language	Religion	71	Brooklyn
Substantiated (Formalized Training)	Abuse of Authority	Vehicle search	75	Brooklyn
Substantiated (Formalized Training)	Abuse of Authority	Search (of person)	75	Brooklyn
Substantiated (Command Discipline B)	Abuse of Authority	Threat of arrest	77	Brooklyn
Substantiated (Charges)	Abuse of Authority	Retaliatory arrest	77	Brooklyn
Substantiated (Charges)	Abuse of Authority	Retaliatory arrest	77	Brooklyn
Substantiated (Charges)	Abuse of Authority	Seizure of property	77	Brooklyn
Substantiated (Charges)	Abuse of Authority	Frisk	77	Brooklyn
Substantiated (Charges)	Abuse of Authority	Search (of person)	77	Brooklyn
Substantiated (Charges)	Abuse of Authority	Search (of person)	77	Brooklyn
Substantiated (Charges)	Abuse of Authority	Stop	77	Brooklyn
Substantiated (Charges)	Abuse of Authority	Stop	77	Brooklyn
Substantiated (Command Discipline B)	Abuse of Authority	Stop	77	Brooklyn

<b>Board Disposition</b>	<b>FADO Category</b>	<b>Allegation</b>	<b>Precinct of Occurrence</b>	<b>Borough of Occurrence</b>
Substantiated (Charges)	Discourtesy	Word	77	Brooklyn
Substantiated (Command Discipline A)	Abuse of Authority	Frisk	79	Brooklyn
Substantiated (Command Discipline A)	Abuse of Authority	Stop	79	Brooklyn
Substantiated (Command LVI Instructions)	Discourtesy	Word	83	Brooklyn
Substantiated (Formalized Training)	Abuse of Authority	Threat of force (verbal or physical)	90	Brooklyn
Substantiated (Formalized Training)	Abuse of Authority	Gun Drawn	105	Queens
Substantiated (Formalized Training)	Abuse of Authority	Seizure of property	105	Queens
Substantiated (Formalized Training)	Abuse of Authority	Frisk	105	Queens
Substantiated (Formalized Training)	Abuse of Authority	Search (of person)	105	Queens
Substantiated (Charges)	Abuse of Authority	Frisk	109	Queens
Substantiated (Charges)	Abuse of Authority	Stop	109	Queens
Substantiated (Charges)	Force	Physical force	109	Queens
Substantiated (Charges)	Force	Nonlethal restraining device	109	Queens
Substantiated (Charges)	Force	Chokehold	120	Staten Island
Substantiated (Charges)	Force	Other	120	Staten Island

## Truncations

A “truncation” is a case that is not fully investigated, either because the complainant/victim withdraws the complaint; is uncooperative with the investigation; is not available for the investigative team to interview; or is never identified. The CCRB constantly seeks to lower the number of truncations.

**Figure 32: Truncated Allegations (August 2017)**

	Withdrawn	Uncooperative	Unavailable	Civilian Unidentified	Pending Litigation*	Total
Force	15	65	34	1	20	135
Abuse of Authority	53	178	34	7	10	282
Discourtesy	11	42	8	3	2	66
Offensive Language	2	11	4	0	1	18
<b>Total</b>	<b>81</b>	<b>296</b>	<b>80</b>	<b>11</b>	<b>33</b>	<b>501</b>

**Figure 33: Truncated CCRB Complaints (August 2017)**

	Withdrawn	Uncooperative	Unavailable	Civilian Unidentified	Pending Litigation*	Total
<b>Total</b>	<b>34</b>	<b>115</b>	<b>42</b>	<b>5</b>	<b>14</b>	<b>210</b>

**Figure 34: Truncated Allegations (YTD 2017)**

	Withdrawn	Uncooperative	Unavailable	Civilian Unidentified	Pending Litigation*	Total
Force	205	564	172	16	20	977
Abuse of Authority	460	1388	253	26	10	2137
Discourtesy	125	358	53	9	2	547
Offensive Language	21	95	23	6	1	146
<b>Total</b>	<b>811</b>	<b>2405</b>	<b>501</b>	<b>57</b>	<b>33</b>	<b>3807</b>

**Figure 35: Truncated CCRB Complaints (YTD 2017)**

	Withdrawn	Uncooperative	Unavailable	Civilian Unidentified	Pending Litigation*	Total
<b>Total</b>	<b>374</b>	<b>875</b>	<b>252</b>	<b>26</b>	<b>14</b>	<b>1541</b>

\*Pending Litigation is a truncation category added in August 2017. It indicates that the complaint was truncated due to the complainant/victim's attorney.

## Complaints Against Officers Assigned to Police Service Areas

The Police Service Areas (PSA) are commands that police New York City Housing Developments throughout the five boroughs. PSA complaints are defined as complaints that contain at least one FADO allegation against an officer assigned to a PSA command.

**Figure 36: PSA Complaints Closed as % of Total Complaints Closed**

	Aug 2016	Aug 2017	YTD 2016	YTD 2017
PSA Complaints	15	13	116	102
Total Complaints	340	395	3017	2688
PSA Complaints as % of Total	4.4%	3.3%	3.8%	3.8%

A single PSA complaint may contain allegations against multiple officers assigned to multiple PSA commands. The following table breaks out the different PSAs and shows the number of officers assigned to each PSA against whom FADO allegations have been made.

**Figure 37: Closed Complaints Against Officers Assigned to a PSA**

	Aug 2016	Aug 2017	YTD 2016	YTD 2017
PSA 1	2	6	24	20
PSA 2	6	2	28	18
PSA 3	3	0	15	20
PSA 4	1	0	29	8
PSA 5	1	3	13	26
PSA 6	2	1	22	19
PSA 7	8	4	32	41
PSA 8	1	3	12	18
PSA 9	1	4	13	12
Total	25	23	188	182

Complaints typically contain more than one allegation. The following table shows the allegations made against officers assigned to PSA commands broken out by FADO type.

**Figure 38: Closed Allegations Against Officers Assigned to a PSA by FADO Type**

	Aug 2016		Aug 2017		YTD 2016		YTD 2017	
	Count	% of Total	Count	% of Total	Count	% of Total	Count	% of Total
Force (F)	10	28%	9	26%	93	35%	64	26%
Abuse of Authority (A)	17	47%	18	51%	115	44%	127	52%
Discourtesy (D)	8	22%	8	23%	44	17%	42	17%
Offensive Language (O)	1	3%	0	0%	10	4%	10	4%
Total	36	100%	35	100%	262	100%	243	99%

## Dispositions of Officers Assigned to PSAs

The following tables show the Board disposition of officers assigned to a PSA with a FADO allegation made against them.

**Figure 39: Disposition of PSA Officers (2016 vs 2017)**

Full Investigations	Aug 2016		Aug 2017		YTD 2016		YTD 2017	
	Count	% of Total	Count	% of Total	Count	% of Total	Count	% of Total
Substantiated	1	6%	3	19%	15	15%	30	28%
Exonerated	8	44%	6	38%	31	32%	36	34%
Unfounded	3	17%	0	0%	12	12%	1	1%
Unsubstantiated	6	33%	7	44%	39	40%	40	37%
MOS Unidentified	0	0%	0	0%	0	0%	0	0%
<b>Total - Full Investigations</b>	<b>18</b>		<b>16</b>		<b>97</b>		<b>107</b>	

Mediation Closures	Count	% of Total	Count	% of Total	Count	% of Total	Count	% of Total
Mediated	2	100%	1	17%	5	25%	8	38%
Mediation Attempted	0	0%	5	83%	15	75%	13	62%
<b>Total - ADR Closures</b>	<b>2</b>		<b>6</b>		<b>20</b>		<b>21</b>	

<b>Resolved Case Total</b>	<b>20</b>	<b>80%</b>	<b>22</b>	<b>96%</b>	<b>117</b>	<b>62%</b>	<b>128</b>	<b>70%</b>
----------------------------	-----------	------------	-----------	------------	------------	------------	------------	------------

Truncations / Other Closures	Count	% of Total	Count	% of Total	Count	% of Total	Count	% of Total
Complaint withdrawn	1	20%	0	0%	7	10%	11	20%
Complainant/Victim/Witness uncooperative	4	80%	1	100%	53	75%	38	70%
Complainant/Victim/Witness unavailable	0	0%	0	0%	4	6%	5	9%
Victim unidentified	0	0%	0	0%	1	1%	0	0%
Closed - Pending Litigation*	0	0%	0	0%	0	0%	0	0%
Miscellaneous	0	0%	0	0%	2	3%	0	0%
Administrative closure*	0	0%	0	0%	4	6%	0	0%
<b>Total - Other Case Dispositions</b>	<b>5</b>		<b>1</b>		<b>71</b>		<b>54</b>	

<b>Total - Closed Cases</b>	<b>25</b>		<b>23</b>		<b>188</b>		<b>182</b>	
-----------------------------	-----------	--	-----------	--	------------	--	------------	--

\* Closed - Pending Litigation is a truncation category added in August 2017. It indicates that the complaint was truncated due to the complainant/victim's attorney.

\*\*Administrative closure is a special category that deals with NYPD's Internal Affairs Bureau-referred cases or spin off cases with no complainant/victim, and in which CCRB attempts to locate or identify a complainant/victim has yielded no results.

# Mediation Unit

Whenever mediation between a complainant/victim and subject officer is suitable, it is offered by CCRB investigators. If the complainant/victim and subject officer both agree to participate, a neutral, third-party mediator facilitates a conversation between the parties. “Mediation Attempted” refers to a situation in which an officer agrees to mediate and the complainant becomes unavailable (after the complainant initially agreed to mediation). The chart below indicates the number of mediations and attempted mediations in August and this year.

**Figure 40: Mediated Complaints Closed**

	August 2017			YTD 2017		
	Mediated	Mediation Attempted	Total	Mediated	Mediation Attempted	Total
Mediated Complaints	19	16	35	122	98	220

**Figure 41: Mediated FADO Allegations Closed**

	August 2017			YTD 2017		
	Mediated	Mediation Attempted	Total	Mediated	Mediation Attempted	Total
Force	2	3	5	15	11	26
Abuse of Authority	26	23	49	179	130	309
Discourtesy	5	8	13	58	55	113
Offensive Language	1	2	3	10	13	23
Total	34	36	70	262	209	471

**Figure 42: Mediated Complaints By Borough (August 2017)**

	Mediations
Bronx	0
Brooklyn	8
Manhattan	4
Queens	7
Staten Island	0

**Figure 43: Mediated Allegations By Borough (August 2017)**

	Mediations
Bronx	0
Brooklyn	12
Manhattan	6
Queens	16
Staten Island	0

**Figure 44: Mediated Complaints By Precinct  
(Aug 2017 - YTD 2017)**

Precinct	Aug 2017	YTD 2017	Precinct	Aug 2017	YTD 2017
1	1	2	68	0	1
6	0	1	70	0	1
7	0	1	71	0	1
13	0	1	72	0	2
14	0	1	73	0	3
18	1	5	75	1	4
19	0	3	77	1	2
20	0	1	79	0	3
25	1	4	81	0	5
26	0	1	83	0	1
28	0	3	84	1	2
30	0	2	88	0	1
32	1	4	94	0	2
33	0	1	100	0	1
34	0	1	101	1	3
41	0	1	102	0	3
42	0	1	103	1	2
43	0	2	104	0	1
44	0	3	105	0	3
45	0	3	107	0	1
47	0	3	108	1	1
48	0	1	110	2	3
50	0	3	112	0	1
52	0	3	113	0	1
61	1	2	114	3	4
62	0	1	115	0	2
63	1	1	120	0	1
66	1	4	121	0	2
67	1	4	122	0	2

**Figure 45: Mediated Allegations By Precinct  
(Aug 2017 - YTD 2017)**

Precinct	Aug 2017	YTD 2017	Precinct	Aug 2017	YTD 2017
1	3	5	68	0	1
6	0	2	70	0	4
7	0	7	71	0	5
13	0	1	72	0	3
14	0	3	73	0	6
18	1	15	75	1	11
19	0	4	77	3	6
20	0	1	79	0	7
25	1	8	81	0	5
26	0	2	83	0	2
28	0	4	84	2	3
30	0	3	88	0	1
32	1	6	94	0	3
33	0	3	100	0	1
34	0	5	101	1	3
41	0	2	102	0	7
42	0	1	103	3	4
43	0	6	104	0	4
44	0	3	105	0	6
45	0	11	107	0	3
47	0	5	108	4	4
48	0	2	110	4	8
50	0	8	112	0	2
52	0	11	113	0	1
61	1	3	114	5	10
62	0	4	115	0	2
63	1	1	120	0	1
66	1	5	121	0	6
67	2	10	122	0	2



# Administrative Prosecution Unit

The CCRB's Administrative Prosecution Unit (APU) prosecutes police misconduct cases when the Board has recommended charges, in the NYPD Trial Room. The APU is also able to offer pleas to officers who admit guilt rather than going to trial. Following a plea agreement or the conclusion of a disciplinary trial, cases are sent to the Police Commissioner for final penalties.

**Figure 46: Administrative Prosecution Unit Case Closures**

Disposition Category	Prosecution Disposition	Aug 2017	YTD 2017
Disciplinary Action	Not guilty after trial but Discipline Imposed	0	0
	Guilty after trial	2	19
	Trial verdict dismissed by PC, Comm. Disc. A imposed	0	0
	Trial verdict dismissed by PC, Comm. Disc. B imposed	0	0
	Trial verdict dismissed by PC, Formalized Training imposed	0	0
	Trial verdict dismissed by PC, Instructions imposed	0	0
	Trial verdict reversed by PC, Final verdict Guilty	0	0
	Resolved by plea	1	20
	Plea set aside, Comm. Disc. B	0	0
	Plea set aside, Comm. Disc. A	0	0
	Plea set aside, Formalized Training	0	1
	Plea set aside, Instructions	0	1
	*Retained, with discipline	0	4
	<b>Disciplinary Action Total</b>	<b>3</b>	<b>45</b>
No Disciplinary Action	Not guilty after trial	1	23
	Trial verdict reversed by PC, Final verdict Not Guilty	0	1
	Plea set aside, Without discipline	0	2
	**Retained, without discipline	0	3
	Dismissed by APU	0	0
	SOL Expired in APU	0	0
	<b>No Disciplinary Action Total</b>	<b>1</b>	<b>29</b>
Not Adjudicated	Charges not filed	0	0
	Deceased	0	0
	Other	0	0
	***Previously adjudicated, with discipline	0	0
	***Previously adjudicated, without discipline	0	0
	†Reconsidered by CCRB Board	0	3
	Retired	0	0
	SOL Expired prior to APU	0	0
	<b>Not Adjudicated Total</b>	<b>0</b>	<b>3</b>
<b>Total Closures</b>	<b>4</b>	<b>77</b>	

\*Retained cases are those in which the Department kept jurisdiction pursuant to Section 2 of the April 2, 2012 Memorandum of Understanding between the NYPD and the CCRB.

\*\* When the Department keeps jurisdiction pursuant to Section 2 and does not impose any discipline on the officer, it is the equivalent of a category referred to as "Department Unable to Prosecute" (DUP). Cases are referred to as DUP when the department decides that it will not discipline an officer against whom the Board recommended discipline other than charges.

\*\*\* In some cases, the Department conducts its own investigation and prosecution prior to the completion of the CCRB's investigation. In those cases, the APU does not conduct a second prosecution.

† Under the Board's reconsideration process, an officer who has charges recommended as the penalty for a substantiated allegation may have the recommended penalty changed to something other than charges or have the disposition changed to something other than substantiated. In those cases, the APU ceases its prosecution.

# NYPD Discipline

Under the New York City Charter, the Police Commissioner makes the final decision regarding discipline and the outcome of disciplinary trials.

The first chart reflects NYPD-imposed discipline for cases brought by the APU (Charges).

The chart on the following page reflects cases referred to the Police Commissioner where the Board recommended Command Discipline, Formalized Training or Instructions.

**Figure 47: NYPD Discipline Imposed for Adjudicated APU Cases**

Discipline*	August 2017	YTD 2017
Terminated	0	0
Suspension for or loss of vacation time of 31 or more days and/or Dismissal Probation	0	0
Suspension for or loss of vacation time of 21 to 30 days	0	2
Suspension for or loss of vacation time of 11 to 20 days	1	11
Suspension for or loss of vacation time of 1 to 10 days	2	25
Command Discipline B	0	0
Command Discipline A	0	0
Formalized Training**	0	5
Instructions***	0	1
Warned & Admonished/Reprimanded	0	1
<b>Disciplinary Action† Total</b>	<b>3</b>	<b>45</b>
No Disciplinary Action†	1	29
<b>Adjudicated Total</b>	<b>4</b>	<b>74</b>
<b>Discipline Rate</b>	<b>75%</b>	<b>61%</b>
Not Adjudicated† Total	0	3
<b>Total Closures</b>	<b>4</b>	<b>77</b>

\*Where more than one penalty is imposed on a respondent, it is reported under the more severe penalty.

\*\* Formalized training is conducted by the Police Academy, the NYPD Legal Bureau, or other NYPD Unit.

\*\*\* Instructions are conducted at the command level.

† The case closure types that define the "Disciplinary Action", "No Disciplinary Action" and "Not Adjudicated" categories are listed in Figure 43 on the previous page.

**Figure 48: NYPD Discipline Imposed for Non-APU Cases**

<b>Disposition</b>	<b>Disposition Type*</b>	August 2017	YTD 2017
Disciplinary Action	Terminated	0	0
	Suspension for or loss of vacation time of 31 or more days and/or Dismissal Probation	0	0
	Suspension for or loss of vacation time of 21 to 30 days	0	0
	Suspension for or loss of vacation time of 11 to 20 days	0	1
	Suspension for or loss of vacation time of 1 to 10 days	0	0
	Command Discipline B	1	13
	Command Discipline A	8	71
	Formalized Training**	14	84
	Instructions***	5	28
	Warned & admonished/Reprimanded	0	0
	<b>Total</b>		<b>28</b>
No Disciplinary Action	Filed ††	1	9
	SOL Expired	0	0
	Department Unable to Prosecute†††	6	57
	<b>Total</b>	<b>7</b>	<b>66</b>
	<b>Discipline Rate</b>	<b>80%</b>	<b>75%</b>
	<b>DUP Rate</b>	<b>17%</b>	<b>22%</b>

\*Where the respondent is found guilty of charges, and the penalty imposed would fall into more than one of the above listed categories, it is reported under the more severe penalty.

\*\* Formalized training is conducted by the Police Academy, the NYPD Legal Bureau, or other NYPD Unit.

\*\*\* Instructions are conducted at the command level.

† This verdict relates to a trial conducted by DAO on a case decided by the Board prior to the activation of the APU.

†† "Filed" is a term used when the police department is not required to take action against the subject officer because the officer has resigned or retired from the department, or has been terminated.

††† When the department decides that it will not discipline an officer against whom the Board recommended discipline other than charges, those cases are referred to as "Department Unable to Prosecute," or DUP.

**Figure 49: NYPD Discipline Imposed for Allegations - Non-APU Cases (August 2017)**

Board Disposition	FADO Type	Allegation	Precinct	Borough	NYPD Discipline
Substantiated (Command Discipline A)	A	Other	14	Manhattan	Command Discipline A
Substantiated (Command Discipline A)	A	Premises entered and/or searched	23	Manhattan	Command Discipline A
Substantiated (Command Lvl Instructions)	A	Threat of arrest	32	Manhattan	Instructions
Substantiated (Command Lvl Instructions)	D	Word	32	Manhattan	Instructions
Substantiated (Instructions)	A	Refusal to provide name/shield number	42	Bronx	Instructions
Substantiated (Command Discipline A)	A	Frisk	43	Bronx	Formalized Training
Substantiated (Command Discipline B)	A	Premises entered and/or searched	45	Bronx	Formalized Training
Substantiated (Command Discipline B)	A	Vehicle search	46	Bronx	Command Discipline A
Substantiated (Formalized Training)	A	Premises entered and/or searched	46	Bronx	Formalized Training
Substantiated (Formalized Training)	A	Premises entered and/or searched	46	Bronx	No Discipline
Substantiated (Formalized Training)	A	Premises entered and/or searched	46	Bronx	No Discipline
Substantiated (Command Discipline A)	A	Threat to notify ACS	46	Bronx	No Discipline
Substantiated (Formalized Training)	A	Property damaged	46	Bronx	No Discipline
Substantiated (Command Discipline B)	A	Frisk	46	Bronx	Command Discipline A
Substantiated (Command Discipline B)	A	Search (of person)	46	Bronx	Command Discipline A
Substantiated (Command Discipline A)	A	Strip-searched	48	Bronx	Command Discipline A
Substantiated (Formalized Training)	A	Strip-searched	48	Bronx	Formalized Training
Substantiated (Formalized Training)	A	Strip-searched	48	Bronx	Formalized Training
Substantiated (Command Discipline A)	A	Strip-searched	48	Bronx	Command Discipline A
Substantiated (Formalized Training)	A	Failure to show search warrant	48	Bronx	No Discipline
Substantiated (Formalized Training)	A	Frisk	48	Bronx	Formalized Training
Substantiated (Formalized Training)	A	Search (of person)	48	Bronx	Formalized Training
Substantiated (Instructions)	D	Word	52	Bronx	Instructions
Substantiated (Command Lvl Instructions)	D	Word	60	Brooklyn	Instructions
Substantiated (Command Lvl Instructions)	D	Action	60	Brooklyn	Instructions
Substantiated (Formalized Training)	A	Vehicle search	67	Brooklyn	No Discipline
Substantiated (Formalized Training)	A	Vehicle search	67	Brooklyn	Formalized Training
Substantiated (Formalized Training)	A	Vehicle search	67	Brooklyn	Formalized Training
Substantiated (Formalized Training)	A	Premises entered and/or searched	67	Brooklyn	Formalized Training
Substantiated (Formalized Training)	A	Premises entered and/or searched	67	Brooklyn	Formalized Training

<b>Board Disposition</b>	<b>FADO Type</b>	<b>Allegation</b>	<b>Precinct</b>	<b>Borough</b>	<b>NYPD Discipline</b>
Substantiated (Formalized Training)	A	Premises entered and/or searched	67	Brooklyn	Formalized Training
Substantiated (Formalized Training)	A	Premises entered and/or searched	67	Brooklyn	Formalized Training
Substantiated (Command Discipline A)	A	Premises entered and/or searched	67	Brooklyn	No Discipline
Substantiated (Command Discipline A)	A	Property damaged	67	Brooklyn	No Discipline
Substantiated (Formalized Training)	A	Frisk	67	Brooklyn	Formalized Training
Substantiated (Command Discipline B)	A	Frisk	75	Brooklyn	Command Discipline A
Substantiated (Command Discipline B)	A	Search (of person)	75	Brooklyn	Command Discipline A
Substantiated (Command Discipline B)	A	Question	75	Brooklyn	Command Discipline A
Substantiated (Command Discipline A)	A	Frisk	83	Brooklyn	Formalized Training
Substantiated (Command Discipline B)	A	Vehicle search	105	Queens	Command Discipline B
Substantiated (Instructions)	A	Premises entered and/or searched	105	Queens	Formalized Training
Substantiated (Command Discipline B)	A	Threat of summons	105	Queens	Command Discipline B
Substantiated (Instructions)	A	Threat of arrest	105	Queens	Formalized Training
Substantiated (Command Discipline B)	A	Refusal to provide name/shield number	105	Queens	Command Discipline A
Substantiated (Command Discipline B)	A	Refusal to provide name/shield number	105	Queens	Command Discipline B
Substantiated (Command Discipline B)	D	Demeanor/tone	105	Queens	Command Discipline A
Substantiated (Command Discipline B)	A	Seizure of property	105	Queens	Command Discipline B
Substantiated (Command Lvl Instructions)	D	Action	108	Queens	Instructions
Substantiated (Command Discipline B)	D	Word	121	Staten Island	Command Discipline A
Substantiated (Command Discipline A)	D	Word	121	Staten Island	Command Discipline A
Substantiated (Command Discipline B)	A	Frisk	121	Staten Island	Command Discipline A
Substantiated (Command Discipline B)	A	Stop	121	Staten Island	Command Discipline A
Substantiated (Command Discipline B)	A	Stop	121	Staten Island	Command Discipline A
Substantiated (Command Discipline B)	A	Stop	121	Staten Island	Command Discipline A
Substantiated (Command Discipline B)	A	Stop	121	Staten Island	Command Discipline A
Substantiated (Command Discipline B)	A	Interference with recording	121	Staten Island	Command Discipline A
Substantiated (Command Discipline B)	A	Interference with recording	121	Staten Island	Command Discipline A
Substantiated (Formalized Training)	A	Stop	122	Staten Island	Formalized Training

**Figure 50: NYPD Discipline Imposed for Allegations - APU Adjudicated Cases (August 2017)**

<b>Board Disposition</b>	<b>FADO Type</b>	<b>Allegation</b>	<b>Precinct</b>	<b>Borough</b>	<b>NYPD Discipline</b>
Substantiated (Charges)	F	Nightstick as club (incl asp & baton)	13	Manhattan	Forfeit vacation 12 day(s)
Substantiated (Charges)	A	Threat of force (verbal or physical)	13	Manhattan	Forfeit vacation 12 day(s)
Substantiated (Charges)	A	Other	13	Manhattan	Forfeit vacation 12 day(s)
Substantiated (Charges)	A	Stop	13	Manhattan	Forfeit vacation 12 day(s)
Substantiated (Charges)	A	Premises entered and/or searched	23	Manhattan	Forfeit vacation 8 day(s)
Substantiated (Charges)	A	Threat of arrest	23	Manhattan	Forfeit vacation 8 day(s)
Substantiated (Charges)	A	Other	23	Manhattan	Forfeit vacation 8 day(s)
Substantiated (Charges)	F	Nightstick as club (incl asp & baton)	41	Bronx	No Discipline ( Not guilty after trial)
Substantiated (Charges)	A	Threat of force (verbal or physical)	41	Bronx	No Discipline ( Not guilty after trial)
Substantiated (Charges)	F	Physical force	75	Brooklyn	Forfeit vacation 7 day(s)

# Appendix

Over the years, the CCRB has made many types of data publicly available. In reorganizing the Monthly Report, we do not intend to remove any valuable information from the public domain. However, the Agency believes that some information is essential to place in the main body of the Monthly Report, while more granular charts and figures are better suited to the Appendix. We welcome you to contact the CCRB at [www.nyc.gov](http://www.nyc.gov) or 212-912-7235 if you are having difficulty finding information on CCRB data that was formerly available.

**Figure 51: CCRB Open Docket - Age of CCRB Cases Based On Incident Date**

	August 2017		July 2017		Change	% Change
	Count	% of Total	Count	% of Total		
Cases 0-4 Months	1053	82.7%	1009	81.5%	44	4.4%
Cases 5-7 Months	159	12.5%	156	12.6%	3	1.9%
Cases 8 Months	13	1.0%	15	1.2%	-2	-13.3%
Cases 9 Months	8	0.6%	11	0.9%	-3	-27.3%
Cases 10 Months	6	0.5%	8	0.6%	-2	-25.0%
Cases 11 Months	4	0.3%	5	0.4%	-1	-20.0%
Cases 12 Months	6	0.5%	4	0.3%	2	50.0%
Cases 13 Months	3	0.2%	4	0.3%	-1	-25.0%
Cases 14 Months	4	0.3%	3	0.2%	1	33.3%
Cases 15 Months	3	0.2%	5	0.4%	-2	-40.0%
Cases 16 Months	2	0.2%	2	0.2%	0	0.0%
Cases 17 Months	0	0.0%	3	0.2%	-3	NA
Cases 18 Months	2	0.2%	0	0.0%	2	NA
Cases Over 18 Months	11	0.9%	13	1.1%	-2	-15.4%
NA	0	0.0%	0	0.0%	0	NA
<b>Total</b>	<b>1274</b>	<b>100.0%</b>	<b>1238</b>	<b>100.0%</b>	<b>36</b>	<b>2.9%</b>

**Figure 52: CCRB Open Docket - Age of CCRB Cases Based On CCRB Received Date**

	August 2017		July 2017		Change	% Change
	Count	% of Total	Count	% of Total		
Cases 0-4 Months	1137	89.2%	1092	88.2%	45	4.1%
Cases 5-7 Months	113	8.9%	115	9.3%	-2	-1.7%
Cases 8 Months	7	0.5%	6	0.5%	1	16.7%
Cases 9 Months	2	0.2%	3	0.2%	-1	-33.3%
Cases 10 Months	1	0.1%	6	0.5%	-5	-83.3%
Cases 11 Months	3	0.2%	3	0.2%	0	0.0%
Cases 12 Months	3	0.2%	1	0.1%	2	200.0%
Cases 13 Months	1	0.1%	1	0.1%	0	0.0%
Cases 14 Months	0	0.0%	1	0.1%	-1	NA
Cases 15 Months	1	0.1%	2	0.2%	-1	-50.0%
Cases 16 Months	2	0.2%	0	0.0%	2	NA
Cases 17 Months	0	0.0%	1	0.1%	-1	NA
Cases 18 Months	0	0.0%	0	0.0%	0	NA
Cases Over 18 Months	4	0.3%	7	0.6%	-3	-42.9%
NA	0	0.0%	0	0.0%	0	NA
<b>Total</b>	<b>1274</b>	<b>100.0%</b>	<b>1238</b>	<b>100.0%</b>	<b>36</b>	<b>2.9%</b>



**Figure 53: CCRB Investigations Docket - Age of CCRB Cases Based On Incident Date**

	August 2017		July 2017		Change	% Change
	Count	% of Total	Count	% of Total		
Cases 0-4 Months	709	88.6%	715	88.7%	-6	-0.8%
Cases 5-7 Months	56	7.0%	51	6.3%	5	9.8%
Cases 8 Months	4	0.5%	8	1.0%	-4	-50.0%
Cases 9 Months	5	0.6%	4	0.5%	1	25.0%
Cases 10 Months	2	0.3%	2	0.2%	0	0.0%
Cases 11 Months	2	0.3%	2	0.2%	0	0.0%
Cases 12 Months	3	0.4%	4	0.5%	-1	-25.0%
Cases 13 Months	3	0.4%	4	0.5%	-1	-25.0%
Cases 14 Months	3	0.4%	2	0.2%	1	50.0%
Cases 15 Months	1	0.1%	2	0.2%	-1	-50.0%
Cases 16 Months	2	0.3%	1	0.1%	1	100.0%
Cases 17 Months	0	0.0%	3	0.4%	-3	NA
Cases 18 Months	1	0.1%	0	0.0%	1	NA
Cases Over 18 Months	9	1.1%	8	1.0%	1	12.5%
NA	0	0.0%	0	0.0%	0	NA
<b>Total</b>	<b>800</b>	<b>100.0%</b>	<b>806</b>	<b>100.0%</b>	<b>-6</b>	<b>-0.7%</b>

**Figure 54: CCRB DA Hold Docket - Age of CCRB Cases Based On Incident Date**

	August 2017	
	Count	% of Total
Cases 0-4 Months	3	23.1%
Cases 5-7 Months	2	15.4%
Cases 8 Months	1	7.7%
Cases 9 Months	2	15.4%
Cases 10 Months	1	7.7%
Cases 11 Months	0	0.0%
Cases 12 Months	1	7.7%
Cases 13 Months	1	7.7%
Cases 14 Months	0	0.0%
Cases 15 Months	0	0.0%
Cases 16 Months	0	0.0%
Cases 17 Months	0	0.0%
Cases 18 Months	0	0.0%
Cases Over 18 Months	2	15.4%
NA	0	0.0%
<b>Total</b>	<b>13</b>	<b>100.0%</b>

**Figure 55: Disposition of Force Allegations (YTD 2017)**

Force Allegation	Substantiated		Exonerated		Unsubstantiated		Unfounded		Officer Unidentified		Miscellaneous	
	Count	%	Count	%	Count	%	Count	%	Count	%	Count	%
Gun Pointed	7	8%	43	48.9%	18	20.5%	11	12.5%	9	10.2%	0	0%
Gun fired	0	0.0%	0	0.0%	0	0.0%	0	0.0%	0	0.0%	0	0.0%
Nightstick as club (incl asp & baton)	2	11.8%	6	35.3%	3	17.6%	2	11.8%	4	23.5%	0	0%
Gun as club	2	33.3%	0	0%	1	16.7%	1	16.7%	2	33.3%	0	0%
Radio as club	0	0%	0	0%	1	50%	1	50%	0	0%	0	0%
Flashlight as club	0	0.0%	0	0.0%	0	0.0%	0	0.0%	0	0.0%	0	0.0%
Police shield	0	0%	0	0%	4	100%	0	0%	0	0%	0	0%
Vehicle	1	14.3%	1	14.3%	3	42.9%	2	28.6%	0	0%	0	0%
Other blunt instrument as a club	0	0%	0	0%	0	0%	3	75%	1	25%	0	0%
Hit against inanimate object	0	0%	6	18.8%	18	56.2%	4	12.5%	4	12.5%	0	0%
Chokehold	6	14.6%	0	0%	17	41.5%	13	31.7%	5	12.2%	0	0%
Pepper spray	1	4.3%	13	56.5%	4	17.4%	1	4.3%	4	17.4%	0	0%
Physical force	24	3.7%	269	41.4%	213	32.8%	81	12.5%	62	9.5%	1	0.2%
Handcuffs too tight	0	0%	0	0%	4	50%	3	37.5%	1	12.5%	0	0%
Nonlethal restraining device	2	11.8%	10	58.8%	3	17.6%	2	11.8%	0	0%	0	0%
Animal	0	0.0%	0	0.0%	0	0.0%	0	0.0%	0	0.0%	0	0.0%
Other	5	8.5%	9	15.3%	29	49.2%	9	15.3%	7	11.9%	0	0%
<b>Total</b>	<b>50</b>	<b>5.2%</b>	<b>357</b>	<b>37.3%</b>	<b>318</b>	<b>33.2%</b>	<b>133</b>	<b>13.9%</b>	<b>99</b>	<b>10.3%</b>	<b>1</b>	<b>0.1%</b>

**Figure 56: Disposition of Abuse of Authority Allegations (YTD 2017)**

Abuse of Authority Allegation	Substantiated		Exonerated		Unsubstantiated		Unfounded		Officer Unidentified		Miscellaneous	
	Count	%	Count	%	Count	%	Count	%	Count	%	Count	%
Gun Drawn	2	8.3%	12	50%	4	16.7%	1	4.2%	5	20.8%	0	0%
Strip-searched	4	10.8%	7	18.9%	16	43.2%	4	10.8%	6	16.2%	0	0%
Vehicle stop	17	11.8%	67	46.5%	45	31.2%	0	0%	15	10.4%	0	0%
Vehicle search	30	22.1%	47	34.6%	38	27.9%	3	2.2%	18	13.2%	0	0%
Premises entered and/or searched	35	9.7%	240	66.9%	58	16.2%	6	1.7%	20	5.6%	0	0%
Threat of summons	1	5.6%	8	44.4%	6	33.3%	0	0%	3	16.7%	0	0%
Threat of arrest	12	5.7%	75	35.7%	99	47.1%	7	3.3%	17	8.1%	0	0%
Threat to notify ACS	1	10%	2	20%	6	60%	0	0%	1	10%	0	0%
Threat of force (verbal or physical)	11	9.9%	15	13.5%	52	46.8%	12	10.8%	21	18.9%	0	0%
Threat to damage/seize property	1	3%	12	36.4%	15	45.5%	1	3%	4	12.1%	0	0%
Property damaged	4	7.1%	12	21.4%	23	41.1%	1	1.8%	16	28.6%	0	0%
Refusal to process civilian complaint	12	28.6%	1	2.4%	23	54.8%	0	0%	6	14.3%	0	0%
Refusal to provide name/shield number	20	9.4%	0	0%	137	64.6%	30	14.2%	25	11.8%	0	0%
Retaliatory arrest	10	58.8%	2	11.8%	5	29.4%	0	0%	0	0%	0	0%
Retaliatory summons	10	90.9%	0	0%	0	0%	1	9.1%	0	0%	0	0%
Refusal to obtain medical treatment	2	3%	0	0%	44	66.7%	14	21.2%	6	9.1%	0	0%
Improper dissemination of medical info	0	0.0%	0	0.0%	0	0.0%	0	0.0%	0	0.0%	0	0.0%
Other	29	39.2%	31	41.9%	8	10.8%	1	1.4%	5	6.8%	0	0%
Seizure of property	4	16.7%	11	45.8%	8	33.3%	0	0%	1	4.2%	0	0%
Failure to show search warrant	2	11.1%	0	0%	13	72.2%	1	5.6%	2	11.1%	0	0%
Frisk	56	36.4%	34	22.1%	39	25.3%	1	0.6%	24	15.6%	0	0%
Search (of person)	39	22.5%	37	21.4%	64	37%	1	0.6%	32	18.5%	0	0%
Stop	54	23.5%	105	45.7%	42	18.3%	3	1.3%	26	11.3%	0	0%
Question	6	15%	12	30%	12	30%	0	0%	10	25%	0	0%
Refusal to show arrest warrant	0	0%	0	0%	1	50%	0	0%	1	50%	0	0%
Interference with recording	4	11.4%	5	14.3%	16	45.7%	6	17.1%	4	11.4%	0	0%
Search of recording device	0	0%	0	0%	7	77.8%	0	0%	2	22.2%	0	0%
Electronic device information deletion	0	0%	0	0%	3	60%	1	20%	1	20%	0	0%

<b>Total</b>	366	16.3%	735	32.7%	784	34.8%	94	4.2%	271	12%	0	0%
--------------	-----	-------	-----	-------	-----	-------	----	------	-----	-----	---	----

**Figure 57: Disposition of Discourtesy Allegations (YTD 2017)**

Discourtesy Allegation	Substantiated		Exonerated		Unsubstantiated		Unfounded		Officer Unidentified		Miscellaneous	
	Count	%	Count	%	Count	%	Count	%	Count	%	Count	%
Word	38	7.5%	15	2.9%	340	66.7%	43	8.4%	74	14.5%	0	0%
Gesture	0	0%	0	0%	11	78.6%	1	7.1%	2	14.3%	0	0%
Demeanor/tone	1	50%	0	0%	1	50%	0	0%	0	0%	0	0%
Action	5	9.1%	0	0%	38	69.1%	8	14.5%	4	7.3%	0	0%
Other	0	0.0%	0	0.0%	0	0.0%	0	0.0%	0	0.0%	0	0.0%
<b>Total</b>	<b>44</b>	<b>7.6%</b>	<b>15</b>	<b>2.6%</b>	<b>390</b>	<b>67.1%</b>	<b>52</b>	<b>9%</b>	<b>80</b>	<b>13.8%</b>	<b>0</b>	<b>0%</b>

**Figure 58: Disposition of Offensive Language Allegations (YTD 2017)**

Offensive Language Allegation	Substantiated		Exonerated		Unsubstantiated		Unfounded		Officer Unidentified		Miscellaneous	
	Count	%	Count	%	Count	%	Count	%	Count	%	Count	%
Race	2	4.7%	0	0%	27	62.8%	10	23.3%	4	9.3%	0	0%
Ethnicity	1	5%	0	0%	13	65%	1	5%	5	25%	0	0%
Religion	2	66.7%	0	0%	1	33.3%	0	0%	0	0%	0	0%
Gender	1	3.4%	0	0%	16	55.2%	6	20.7%	6	20.7%	0	0%
Sexual orientation	0	0%	0	0%	9	90%	1	10%	0	0%	0	0%
Physical disability	0	0%	0	0%	3	100%	0	0%	0	0%	0	0%
Other	3	25%	0	0%	6	50%	1	8.3%	2	16.7%	0	0%
<b>Total</b>	<b>9</b>	<b>7.5%</b>	<b>0</b>	<b>0%</b>	<b>75</b>	<b>62.5%</b>	<b>19</b>	<b>15.8%</b>	<b>17</b>	<b>14.2%</b>	<b>0</b>	<b>0%</b>

**Figure 59: Administrative Prosecutions Unit Open Docket (August 2017)**

<b>Case Stage</b>	<b>Cases</b>	<b>Percent</b>
Trial commenced	0	0%
Awaiting filing of charges	21	36%
Charges filed, awaiting service	6	10%
Charges served, CORD/SoEH/DCS pending	4	7%
Charges served, Conference Date Requested	1	2%
Calendared for court appearance	6	10%
Case Off Calendar - Subsequent Appearance Pending	3	5%
Trial scheduled	3	5%
Plea agreed - paperwork pending	15	25%
<b>Total</b>	<b>59</b>	<b>100%</b>

CORD is the CO's Report on MOS facing discipline.  
 SoEH is the Summary of Employment History.  
 DCS is the Disciplinary Cover Sheet.

**Figure 60: Administrative Prosecutions Unit Cases Awaiting Final Disposition (August 2017)**

<b>Case Stage</b>	<b>Cases</b>	<b>Percent</b>
Disposition modified, awaiting final disp.	3	5%
Plea filed - awaiting approval by PC	26	45%
Verdict rendered - awaiting approval by PC	21	36%
Verdict rendered - Fogel response due	5	9%
Trial completed, awaiting verdict	3	5%
<b>Total</b>	<b>58</b>	<b>100%</b>

A Fogel response is a letter to the Trial Commissioner with comments from the CCRB on the Trial Commissioner's report and recommendation.



**Figure 61: Officers With CCRB Complaints Closed in 2017 by Command**

<b>Patrol Services Bureau</b>	<b>Substantiated MOS Aug 2017</b>	<b>Substantiated MOS YTD 2017</b>	<b>Total MOS Aug 2017</b>	<b>Total MOS YTD 2017</b>
Patrol Borough Manhattan South Total	6	13	32	181
Patrol Borough Manhattan North Total	9	33	41	294
Patrol Borough Bronx Total	10	42	72	408
Patrol Borough Brooklyn South Total	9	20	50	318
Patrol Borough Brooklyn North Total	4	49	48	360
Patrol Borough Queens South Total	0	18	35	251
Patrol Borough Queens North Total	0	7	26	116
Patrol Borough Staten Island Total	1	5	13	104
Special Operations Division Total	0	2	0	31
Other Patrol Services Bureau Commands Total	0	0	0	0
<b>Total</b>	<b>39</b>	<b>189</b>	<b>317</b>	<b>2063</b>
<b>Other Bureaus</b>				
Traffic Control Division Total	2	5	4	25
Transit Bureau Total	2	2	19	123
Housing Bureau Total	3	31	25	191
Organized Crime Control Bureau Total	3	14	23	162
Detective Bureau Total	2	6	14	87
Other Bureaus Total	0	15	9	95
<b>Total</b>	<b>12</b>	<b>73</b>	<b>94</b>	<b>683</b>
<b>Other Commands</b>				
Deputy Commissioners and Miscellaneous Commands Total	0	1	4	23
Undetermined	0	2	0	22
<b>Total</b>	<b>51</b>	<b>265</b>	<b>415</b>	<b>2791</b>

Table shows MOS command as recorded at the time of complaint.

**Figure 62A: Officers With CCRB Complaints Closed in 2017 by Command - Patrol Borough Manhattan South**

<b>Manhattan South</b>	<b>Substantiated MOS Aug 2017</b>	<b>Substantiated MOS YTD 2017</b>	<b>Total MOS Aug 2017</b>	<b>Total MOS YTD 2017</b>
001 Precinct	0	0	1	9
005 Precinct	0	0	3	16
006 Precinct	1	2	2	17
007 Precinct	0	1	2	11
009 Precinct	0	2	0	17
010 Precinct	0	1	2	16
013 Precinct	1	1	3	13
Midtown South Precinct	0	0	5	25
017 Precinct	0	0	3	9
Midtown North Precinct	1	2	3	30
<b>Precincts Total</b>	<b>3</b>	<b>9</b>	<b>24</b>	<b>163</b>
Patrol Borough Manhattan South Task Force	2	2	6	7
Patrol Borough Manhattan South HQ	0	1	1	10
Patrol Borough Manhattan South Anti-Crime Unit	1	1	1	1
<b>Patrol Borough Manhattan South Total</b>	<b>6</b>	<b>13</b>	<b>32</b>	<b>181</b>

Table shows MOS command as recorded at the time of complaint.

**Figure 62B: Officers With CCRB Complaints Closed in 2017 by Command - Patrol Borough Manhattan North**

<b>Manhattan North</b>	<b>Substantiated MOS Aug 2017</b>	<b>Substantiated MOS YTD 2017</b>	<b>Total MOS Aug 2017</b>	<b>Total MOS YTD 2017</b>
019 Precinct	0	0	1	30
020 Precinct	0	2	3	17
023 Precinct	2	4	4	23
024 Precinct	2	5	7	21
025 Precinct	1	2	5	23
026 Precinct	0	0	3	8
Central Park Precinct	0	0	0	1
028 Precinct	1	1	7	35
030 Precinct	0	4	0	32
032 Precinct	0	8	2	38
033 Precinct	2	3	5	32
034 Precinct	1	4	3	27
<b>Precincts Total</b>	<b>9</b>	<b>33</b>	<b>40</b>	<b>287</b>
Patrol Borough Manhattan North Task Force	0	0	0	0
Patrol Borough Manhattan North HQ	0	0	1	2
Patrol Borough Manhattan North Anti-Crime Unit	0	0	0	5
Manhattan North Impact Response Team	0	0	0	0
<b>Patrol Borough Manhattan North Total</b>	<b>9</b>	<b>33</b>	<b>41</b>	<b>294</b>

Table shows MOS command as recorded at the time of complaint.

**Figure 62C: Officers With CCRB Complaints Closed in 2017 by Command - Patrol Borough Bronx**

<b>Bronx</b>	<b>Substantiated MOS Aug 2017</b>	<b>Substantiated MOS YTD 2017</b>	<b>Total MOS Aug 2017</b>	<b>Total MOS YTD 2017</b>
040 Precinct	2	4	7	27
041 Precinct	0	3	8	46
042 Precinct	0	3	7	27
043 Precinct	0	1	6	26
044 Precinct	3	11	9	42
045 Precinct	0	3	2	18
046 Precinct	0	2	4	29
047 Precinct	0	3	8	68
048 Precinct	1	1	5	23
049 Precinct	0	1	1	17
050 Precinct	1	4	4	30
052 Precinct	3	5	6	45
<b>Precincts Total</b>	<b>10</b>	<b>41</b>	<b>67</b>	<b>398</b>
Patrol Borough Bronx Task Force	0	0	3	6
Patrol Borough Bronx HQ	0	1	2	4
Patrol Borough Bronx Anti-Crime Unit	0	0	0	0
Bronx Impact Response Team	0	0	0	0
<b>Patrol Borough Bronx Total</b>	<b>10</b>	<b>42</b>	<b>72</b>	<b>408</b>

Table shows MOS command as recorded at the time of complaint.

Figure 62D: Officers With CCRB Complaints Closed in 2017 by Command - Patrol Borough Brooklyn South

Brooklyn South	Substantiated MOS Aug 2017	Substantiated MOS YTD 2017	Total MOS Aug 2017	Total MOS YTD 2017
060 Precinct	0	1	3	21
061 Precinct	1	1	2	21
062 Precinct	3	5	4	24
063 Precinct	0	0	6	12
066 Precinct	0	1	3	18
067 Precinct	2	4	8	50
068 Precinct	1	1	6	27
069 Precinct	1	1	4	24
070 Precinct	0	0	7	36
071 Precinct	1	3	4	27
072 Precinct	0	2	0	32
076 Precinct	0	0	2	14
078 Precinct	0	0	0	6
<b>Precincts Total</b>	<b>9</b>	<b>19</b>	<b>49</b>	<b>312</b>
Patrol Borough Brooklyn South Task Force	0	0	0	2
Patrol Borough Brooklyn South HQ	0	0	0	1
Patrol Borough Brooklyn South Anti-Crime Unit	0	1	1	3
Brooklyn South Impact Response Team	0	0	0	0
<b>Patrol Borough Brooklyn South Total</b>	<b>9</b>	<b>20</b>	<b>50</b>	<b>318</b>

Table shows MOS command as recorded at the time of complaint.

Figure 62E: Officers With CCRB Complaints Closed in 2017 by Command - Patrol Borough Brooklyn North

Brooklyn North	Substantiated MOS Aug 2017	Substantiated MOS YTD 2017	Total MOS Aug 2017	Total MOS YTD 2017
073 Precinct	0	5	7	45
075 Precinct	2	22	11	112
077 Precinct	0	3	6	27
079 Precinct	0	3	0	24
081 Precinct	0	3	5	35
083 Precinct	1	2	7	28
084 Precinct	0	2	3	14
088 Precinct	0	2	3	22
090 Precinct	0	2	4	28
094 Precinct	0	1	0	15
<b>Precincts Total</b>	<b>3</b>	<b>45</b>	<b>46</b>	<b>350</b>
Patrol Borough Brooklyn North Task Force	0	0	0	0
Patrol Borough Brooklyn North HQ	0	0	0	3
Patrol Borough Brooklyn North Anti-Crime Unit	1	4	2	7
Brooklyn North Impact Response Team	0	0	0	0
<b>Patrol Borough Brooklyn North Total</b>	<b>4</b>	<b>49</b>	<b>48</b>	<b>360</b>

Table shows MOS command as recorded at the time of complaint.

**Figure 62F: Officers With CCRB Complaints Closed in 2017 by Command - Patrol Borough Queens South**

<b>Queens South</b>	<b>Substantiated MOS Aug 2017</b>	<b>Substantiated MOS YTD 2017</b>	<b>Total MOS Aug 2017</b>	<b>Total MOS YTD 2017</b>
100 Precinct	0	4	6	29
101 Precinct	0	3	7	43
102 Precinct	0	0	3	20
103 Precinct	0	0	9	28
105 Precinct	0	2	1	30
106 Precinct	0	0	2	23
107 Precinct	0	2	2	18
113 Precinct	0	6	1	43
<b>Precincts Total</b>	<b>0</b>	<b>17</b>	<b>31</b>	<b>234</b>
Patrol Borough Queens South Task Force	0	0	4	12
Patrol Borough Queens South HQ	0	0	0	0
Patrol Borough Queens South Anti-Crime Unit	0	1	0	5
Queens South Impact Response Team	0	0	0	0
<b>Patrol Borough Queens South Total</b>	<b>0</b>	<b>18</b>	<b>35</b>	<b>251</b>

Table shows MOS command as recorded at the time of complaint.

**Figure 62G: Officers With CCRB Complaints Closed in 2017 by Command - Patrol Borough Queens North**

<b>Queens North</b>	<b>Substantiated MOS Aug 2017</b>	<b>Substantiated MOS YTD 2017</b>	<b>Total MOS Aug 2017</b>	<b>Total MOS YTD 2017</b>
104 Precinct	0	0	2	8
108 Precinct	0	0	11	20
109 Precinct	0	2	1	7
110 Precinct	0	4	4	21
111 Precinct	0	0	0	9
112 Precinct	0	0	3	13
114 Precinct	0	1	4	23
115 Precinct	0	0	1	15
<b>Precincts Total</b>	<b>0</b>	<b>7</b>	<b>26</b>	<b>116</b>
Patrol Borough Queens North Task Force	0	0	0	0
Patrol Borough Queens North HQ	0	0	0	0
Patrol Borough Queens North Anti-Crime Unit	0	0	0	0
<b>Patrol Borough Queens North Total</b>	<b>0</b>	<b>7</b>	<b>26</b>	<b>116</b>

Table shows MOS command as recorded at the time of complaint.



**Figure 62H: Officers With CCRB Complaints Closed in 2017 by Command - Patrol Borough Staten Island**

<b>Staten Island</b>	<b>Substantiated MOS Aug 2017</b>	<b>Substantiated MOS YTD 2017</b>	<b>Total MOS Aug 2017</b>	<b>Total MOS YTD 2017</b>
120 Precinct	1	3	7	41
122 Precinct	0	1	2	20
123 Precinct	0	1	1	9
121 Precinct	0	0	2	30
<b>Precincts Total</b>	<b>1</b>	<b>5</b>	<b>12</b>	<b>100</b>
Patrol Borough Staten Island Task Force	0	0	0	0
Patrol Borough Staten Island HQ	0	0	1	4
Patrol Borough Staten Island Anti-Crime Unit	0	0	0	0
Staten Island Housing Unit	0	0	0	0
Staten Island Court Section	0	0	0	0
Staten Island Impact Response Team	0	0	0	0
<b>Patrol Borough Staten Island Total</b>	<b>1</b>	<b>5</b>	<b>13</b>	<b>104</b>

Table shows MOS command as recorded at the time of complaint.

**Figure 62I: Officers With CCRB Complaints Closed in 2017 by Command - Special Operations Division**

<b>Special Operations</b>	<b>Substantiated MOS Aug 2017</b>	<b>Substantiated MOS YTD 2017</b>	<b>Total MOS Aug 2017</b>	<b>Total MOS YTD 2017</b>
Emergency Services Unit and Squads 1-10	0	1	0	25
Harbor Unit	0	0	0	0
Aviation Unit	0	0	0	0
Canine Team	0	0	0	0
Mounted Unit	0	0	0	0
2 SOD Strategic Response Group	0	1	0	6
Special Operations Division Headquarters	0	0	0	0
<b>Special Operations Division Total</b>	<b>0</b>	<b>2</b>	<b>0</b>	<b>31</b>

Table shows MOS command as recorded at the time of complaint.

**Figure 62J: Officers With CCRB Complaints Closed in 2017 by Command - Other Patrol Services Bureau Commands**

<b>Other Patrol Services Bureau Commands</b>	<b>Substantiated MOS Aug 2017</b>	<b>Substantiated MOS YTD 2017</b>	<b>Total MOS Aug 2017</b>	<b>Total MOS YTD 2017</b>
Chiefs Office	0	0	0	0
Special Operations Division Taxi Unit	0	0	0	0
<b>Other Patrol Services Bureau Commands Total</b>	<b>0</b>	<b>0</b>	<b>0</b>	<b>0</b>

Table shows MOS command as recorded at the time of complaint.

**Figure 62K: Officers With CCRB Complaints Closed in 2017 by Command - Traffic Control Division**

<b>Traffic Control Division</b>	<b>Substantiated MOS Aug 2017</b>	<b>Substantiated MOS YTD 2017</b>	<b>Total MOS Aug 2017</b>	<b>Total MOS YTD 2017</b>
Traffic Control Division - Headquarters Command	0	0	0	0
Manhattan Traffic Task Force	0	0	1	2
Brooklyn Traffic Task Force	0	0	0	0
Bronx Traffic Task Force	0	0	0	0
Queens Traffic Task Force	0	0	0	0
Surface Transportation Enforcement Division (STED)	0	0	0	1
Bus Unit	0	0	0	1
Traffic Control Parking Enforcement District	0	0	0	0
Traffic Control Tow Units	0	0	0	0
Traffic Control Summons Enforcement	0	0	0	0
Traffic Command Intersection Control	0	0	0	0
Traffic Control Intelligence Unit	0	0	0	0
Highway District	0	0	0	0
Highway Unit #1	0	1	1	8
Highway Unit #2	0	1	0	5
Highway Unit #3	2	3	2	5
Highway Unit #4	0	0	0	0
Highway Unit #5	0	0	0	3
Highway Safety Enforcement Unit	0	0	0	0
Movie and TV Unit	0	0	0	0
<b>Traffic Control Division Total</b>	<b>2</b>	<b>5</b>	<b>4</b>	<b>25</b>

Table shows MOS command as recorded at the time of complaint.

**Figure 62L: Officers With CCRB Complaints Closed in 2017 by Command - Transit Bureau**

<b>Transit Bureau</b>	<b>Substantiated MOS Aug 2017</b>	<b>Substantiated MOS YTD 2017</b>	<b>Total MOS Aug 2017</b>	<b>Total MOS YTD 2017</b>
Transit Bureau Headquarters	0	0	0	0
Transit Bureau Authority Liaison	0	0	0	0
Transit Bureau Inspections	0	0	0	0
Transit Bureau Spec. Invest. Unit	0	0	0	0
Transit Bureau Crime Analysis	0	0	0	0
Transit Bureau Patrol Operations	0	0	0	0
Transit Bureau Manhattan	0	0	0	0
Transit Bureau Bronx	0	0	0	0
Transit Bureau Queens	0	0	0	0
Transit Bureau Brooklyn	0	0	0	0
TB DT01	0	0	1	5
TB DT02	0	0	1	3
TB DT03	0	0	0	21
TB DT04	0	0	2	14
TB DT11	0	0	0	6
TB DT12	0	0	1	11
TB DT20	0	0	0	7
TB DT23	0	0	2	3
TB DT30	0	0	4	6
TB DT32	1	1	2	5
TB DT33	1	1	2	13
TB DT34	0	0	0	1
Transit Bureau Manhattan Task Force	0	0	0	5
Transit Bureau Bronx Task Force	0	0	0	0
Transit Bureau Queens Task Force	0	0	0	0
Transit Bureau Brooklyn Task Force	0	0	1	7
Transit Bureau Homeless Outreach Unit	0	0	0	1
Transit Division Canine Unit	0	0	0	0
Transit Bureau Vandal Unit	0	0	0	0
Transit Bureau Special Operations Unit	0	0	0	6
TB Anti-Terrorism	0	0	3	9
Transportation Bureau and Transit Other Commands	0	0	0	0
<b>Transit Bureau Total</b>	<b>2</b>	<b>2</b>	<b>19</b>	<b>123</b>

Table shows MOS command as recorded at the time of complaint.

**Figure 62M: Officers With CCRB Complaints Closed in 2017 by Command - Housing Bureau**

Housing Bureau	Substantiated MOS Aug 2017	Substantiated MOS YTD 2017	Total MOS Aug 2017	Total MOS YTD 2017
Housing Bureau (Office of the Chief Command Center)	0	0	0	0
Housing Bureau Special Operations Section	0	0	0	0
PSA 1	2	4	6	20
PSA 2	0	2	2	17
PSA 3	0	3	0	20
PSA 4	0	0	0	8
PSA 5	0	3	3	25
PSA 6	0	3	0	18
PSA 7	1	11	4	40
PSA 8	0	2	3	17
PSA 9	0	0	4	14
Housing Bureau Brooklyn/Staten Island	0	0	0	0
Housing Bureau Manhattan	0	0	0	0
Housing Bureau Bronx/Queens	0	0	0	0
Housing Bureau Investigations	0	0	0	0
Housing Bureau Elevator Vandalism Unit	0	0	0	0
Housing Bureau Operations and Misc. Commands	0	0	0	0
<b>Housing Bureau Total</b>	<b>3</b>	<b>31</b>	<b>25</b>	<b>191</b>
Housing Borough Brooklyn Impact Response Team	0	1	3	7
Housing Borough Manhattan Impact Response Team	0	1	0	3
Housing Borough Bronx/Queens Impact Response Team	0	1	0	2
<b>Housing Bureau Total</b>	<b>3</b>	<b>31</b>	<b>25</b>	<b>191</b>

Table shows MOS command as recorded at the time of complaint.

**Figure 62N: Officers With CCRB Complaints Closed in 2017 by Command - Organized Crime Control Bureau**

<b>Organized Crime Control Bureau</b>	<b>Substantiated MOS Aug 2017</b>	<b>Substantiated MOS YTD 2017</b>	<b>Total MOS Aug 2017</b>	<b>Total MOS YTD 2017</b>
Queens Narcotics	2	2	4	24
Manhattan North Narcotics	0	3	5	21
Manhattan South Narcotics	1	4	2	12
Bronx Narcotics	0	3	2	30
Staten Island Narcotics	0	1	0	5
Brooklyn North Narcotics	0	0	7	45
Brooklyn South Narcotics	0	1	3	22
Narcotics Headquarters	0	0	0	0
Auto Crime Division	0	0	0	2
Vice Enforcement Division	0	0	0	0
Drug Enforcement Task Force	0	0	0	0
Organized Crime Headquarters	0	0	0	1
<b>Organized Crime Control Bureau Total</b>	<b>3</b>	<b>14</b>	<b>23</b>	<b>162</b>

Table shows MOS command as recorded at the time of complaint.

**Figure 620: Officers With CCRB Complaints Closed in 2017 by Command - Detective Bureau**

<b>Detective Bureau</b>	<b>Substantiated MOS Aug 2017</b>	<b>Substantiated MOS YTD 2017</b>	<b>Total MOS Aug 2017</b>	<b>Total MOS YTD 2017</b>
Detective Bureau Headquarters	0	0	0	0
Central Investigation and Resource Division	0	0	0	0
Special Investigations Division	0	0	0	1
Special Victims Division	0	0	0	0
Forensic Investigations Division	0	0	0	1
Fugitive Enforcement Division	0	0	0	0
Gang Division	0	0	0	7
Detective Borough Bronx	1	2	3	18
Detective Borough Manhattan	0	2	2	16
Detective Borough Brooklyn	1	2	6	24
Detective Borough Queens	0	0	3	17
Detective Borough Staten Island	0	0	0	1
DB Queens North Operations	0	0	0	2
DB Queens South Operations	0	0	0	0
<b>Detective Bureau Total</b>	<b>2</b>	<b>6</b>	<b>14</b>	<b>87</b>

Table shows MOS command as recorded at the time of complaint.



**Figure 62P: Officers With CCRB Complaints Closed in 2017 by Command - Other Bureaus**

<b>Other Bureaus</b>	<b>Substantiated MOS Aug 2017</b>	<b>Substantiated MOS YTD 2017</b>	<b>Total MOS Aug 2017</b>	<b>Total MOS YTD 2017</b>
Internal Affairs Bureau				
Internal Affairs Bureau	0	0	0	0
Criminal Justice Bureau				
Court Division	0	15	9	95
Court Bureau	0	0	0	0
Court LMSI	0	0	0	0
Court Unit	0	0	0	0
Criminal Justice Headquarters	0	0	0	0
Support Services Bureau				
Property Clerk Division	0	0	0	0
Fleet Services	0	0	0	0
Central Records Division	0	0	0	0
Personnel Bureau				
Applicant Processing Division	0	0	0	0
Health Services	0	0	0	0
Personnel Bureau Headquarters	0	0	0	0
<b>Other Bureaus Total</b>	<b>0</b>	<b>15</b>	<b>9</b>	<b>95</b>

Table shows MOS command as recorded at the time of complaint.

**Figure 62Q: Officers With CCRB Complaints Closed in 2017 by Command - Deputy Commissioners and Miscellaneous Commands**

<b>Deputy Commissioners and Miscellaneous Commands</b>	<b>Substantiated MOS Aug 2017</b>	<b>Substantiated MOS YTD 2017</b>	<b>Total MOS Aug 2017</b>	<b>Total MOS YTD 2017</b>
Deputy Commissioner Legal Matters - License Division	0	0	0	0
Deputy Commissioner Legal Matters - Legal Bureau	0	0	0	0
DC Training	0	0	0	0
Deputy Commissioner Training - Police Academy	0	0	0	0
Deputy Commissioner Training - Police Academy Training	0	0	0	2
Deputy Commissioner Training - In-service Training Section	0	1	1	3
Deputy Commissioner Management and Budget	0	0	0	0
Police Commissioner Office	0	0	0	1
Community Affairs Division	0	0	0	0
Chief of Community Affairs	0	0	0	0
Community Affairs Juvenile Section	0	0	0	0
School Safety Bronx/Manhattan	0	0	0	0
School Safety Queens/Brooklyn	0	0	0	1
Office of Equal Employment	0	0	0	0
Deputy Commissioner Operations	0	0	0	0
DC Operations Financial Mgmt.	0	0	0	0
Intelligence Division	0	0	3	15
Chief of Department	0	0	0	1
Department Advocate	0	0	0	0
Deputy Commissioner Public Information	0	0	0	0
Crime Prevention	0	0	0	0
First Deputy Commissioner	0	0	0	0
Office of Management, Analysis and Planning	0	0	0	0
Quality Assurance Division	0	0	0	0
Deputy Commissioner Counterterrorism	0	0	0	0
Chief of Department Evaluation Section	0	0	0	0
<b>Deputy Commissioners and Miscellaneous Commands Total</b>	<b>0</b>	<b>1</b>	<b>4</b>	<b>23</b>

Table shows MOS command as recorded at the time of complaint.