



BILL DE BLASIO
MAYOR

CIVILIAN COMPLAINT REVIEW BOARD
100 CHURCH STREET 10th FLOOR
NEW YORK, NEW YORK 10007 ♦ TELEPHONE (212) 912-7235
www.nyc.gov/ccrb

MAYA D. WILEY, ESQ.
CHAIR

Executive Director's Monthly Report
June 2017
(Statistics for May 2017)

Contents

Executive Summary	2
Glossary	3
Complaints Received	4
CCRB Cases Received By Borough and Precinct	5
Allegations Received	7
CCRB Docket	10
Closed Cases	12
Resolving Cases	12
Dispositions / Case Abstracts	13
Dispositions - Full Investigations	15
Dispositions - All CCRB Cases	16
Dispositions - Allegations	17
Substantiation Rates	19
Substantiation Rates and Video	19
Board Discipline Recommendations for Substantiated Complaints	20
Board Discipline Recommendations for Substantiated Allegations	22
Truncations	25
Complaints by PSA	26
Mediation Unit	28
Administrative Prosecution Unit	30
NYPD Discipline	31
Appendix	37

Executive Summary

The Civilian Complaint Review Board (“CCRB”) is an independent municipal Agency that investigates complaints of NYPD misconduct. Every month, the CCRB prepares an Executive Director report for its public meeting. In general, investigations are being conducted more efficiently than at any period in the Agency’s history. The raw number of substantiations and percentage of cases being substantiated are at historic levels. Video evidence is playing a crucial role in the outcome of cases. Data for May 2017 included the following highlights:

- 1) The CCRB continues to close its cases more efficiently. Of the cases that remain in the CCRB active docket, 90% have been open for four months or less, and 97% have been open for seven months or less (page 10). In May, the CCRB opened 392 new cases (page 4), and currently has a docket of 1,122 cases (page 11).
- 2) The CCRB substantiated allegations in 17% of its fully investigated cases (page 19).
- 3) The CCRB fully investigated 33% of the cases it closed in May (page 12) and resolved (fully investigated, mediated or mediation attempted) 42% of the cases it closed in May (page 12). The Agency's truncation rate is 55% (page 12). This is primarily driven by complainant/victim/witness uncooperative.
- 4) For May, investigations using video evidence resulted in substantiated allegations in 38% of cases - compared to 10% of substantiated cases in which video was not available (page 19).
- 5) The Monthly Report includes a breakdown of complaints and substantiations by NYPD precinct and borough of occurrence (pages 5-6).
- 6) In May the PC finalized penalty decisions against 10 officers: 2 were guilty verdicts won by the APU (page 28). The APU has conducted trials against 25 respondent officers year to date, and trials against 4 respondent officers in May. The CCRB's Administrative Prosecution Unit (APU) prosecutes the most serious allegations of misconduct.

Finally, the Monthly Report contains a Table of Contents, Glossary, and Appendix, all meant to assist readers in navigating this report. The CCRB is committed to producing monthly reports that are valuable to the public, and welcome feedback on how to make our data more accessible.

Glossary

In this glossary we have included a list of terms that regularly appear in our reports.

Allegation: An allegation is a specific act of misconduct. The same “complaint” can have multiple allegations – excessive force and discourteous language, for example. Each allegation is reviewed separately during an investigation.

APU: The Administrative Prosecution Unit is the division of the CCRB that has prosecuted “charges” cases since April 2013, after the signing of a 2012 Memorandum of Understanding between the CCRB and NYPD.

Board Panel: The “Board” of the CCRB has 13 members appointed by the mayor. Of the 13 members, five are chosen by the Mayor, five are chosen by the City Council, and three are chosen by the Police Commissioner. Following a completed investigation by the CCRB staff, three Board members, sitting as a Board Panel, will make a finding on whether misconduct occurred and will make a recommendation on what level of penalty should follow.

Case/Complaint: For the purposes of CCRB data, a “case” or “complaint” is defined as any incident within the Agency’s jurisdiction, brought to resolution by the CCRB. Cases/Complaints thus include truncations, fully investigated or ongoing cases, mediations, and completed investigations pending Board Panel review.

Disposition: The Board’s finding as to the outcome of a case (i.e. if misconduct occurred).

FADO: Under the City Charter, the CCRB has jurisdiction to investigate the following categories of police misconduct: Force, Abuse of Authority, Discourtesy, and Offensive Language, collectively known as “FADO”.

Intake: CCRB’s Intake team initially handles complaints from the public. Intake takes complaints that come via live phone calls, voicemails, an online complaint form, or in-person.

Investigation: CCRB investigators gather evidence and interview witnesses to prepare reports on misconduct allegations. An investigation ends when a closing report is prepared detailing the evidence and a legal analysis, and the case is given to the Board for disposition.

Mediation: A complainant may mediate his or her case with the subject officer, in lieu of an investigation, with the CCRB providing a neutral, third-party mediator.

Truncation: If a case is not fully investigated due to the victim’s lack of interest or availability, the case is closed and is considered “truncated.”

Complaints Received

The CCRB’s Intake team processes misconduct complaints from the public and referrals from the NYPD. Under the New York City Charter, the CCRB’s jurisdiction is limited to allegations of misconduct related to Force, Abuse of Authority, Discourtesy and Offensive Language. All other complaints are referred to the appropriate agency. Figure 1 refers to all complaints that the CCRB receives and Figures 2 and 3 refer to new cases that remain with the Agency. In May 2017, the CCRB initiated 392 new complaints.

Figure 1: Total Intake by Month (January 2016 - May 2017)

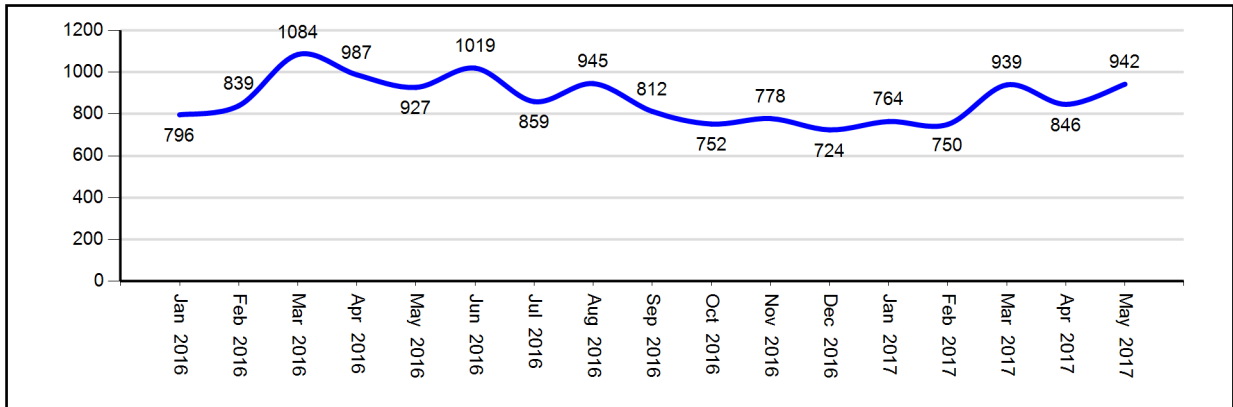


Figure 2: New CCRB Complaints by Month (January 2016 - May 2017)

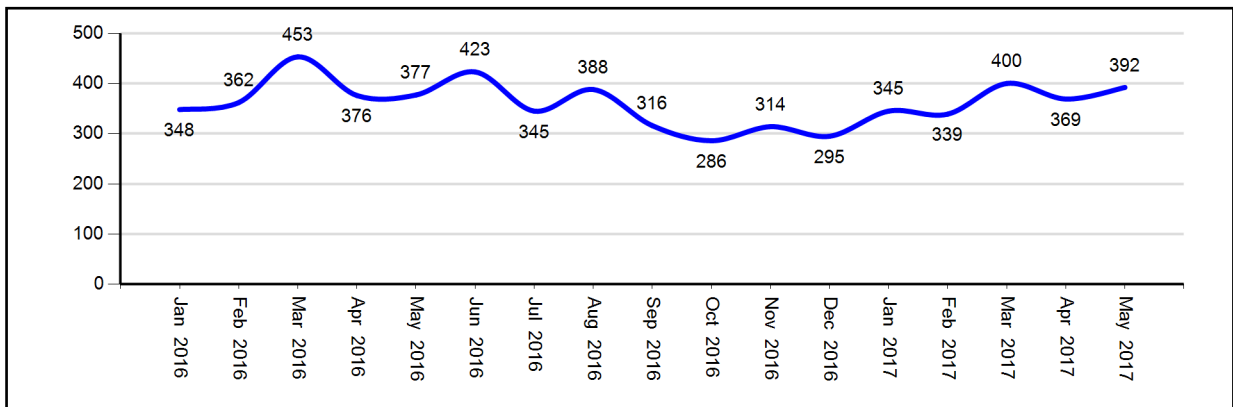
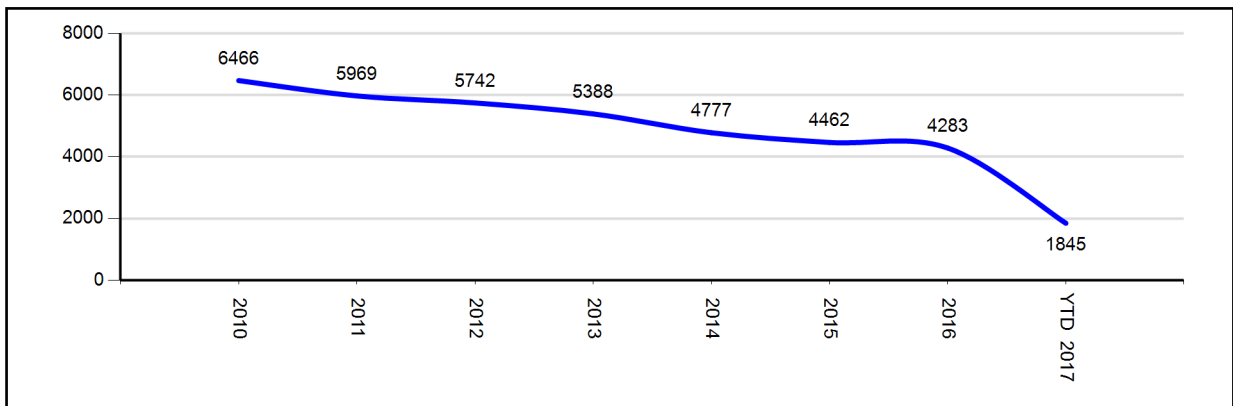


Figure 3: New CCRB Complaints by Year (2010 - YTD 2017)



CCRB Cases Received by Borough and Precinct

Of the five boroughs, the largest number of misconduct complaints stemmed from incidents occurring in Brooklyn, followed by Manhattan. A leading 15 incidents took place in the 32nd Precinct.

Figure 4: CCRB Complaints Received By Borough of Occurrence (May 2017)

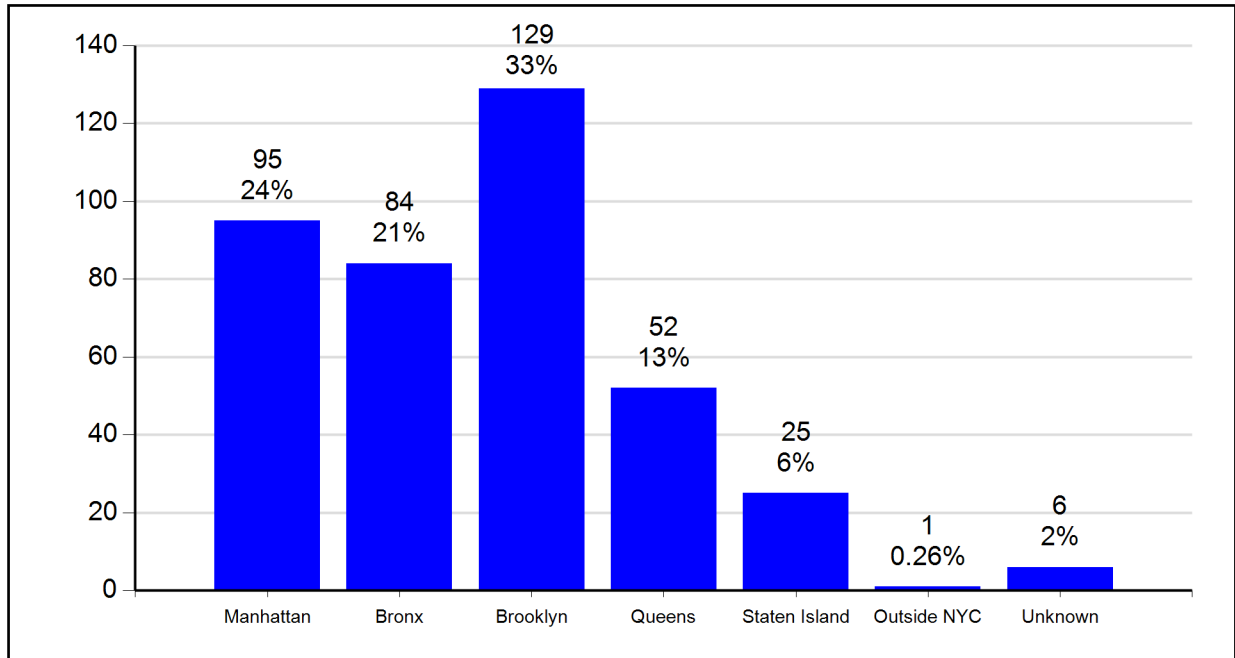


Figure 5: CCRB Complaints Received By Borough of Occurrence (YTD 2017)

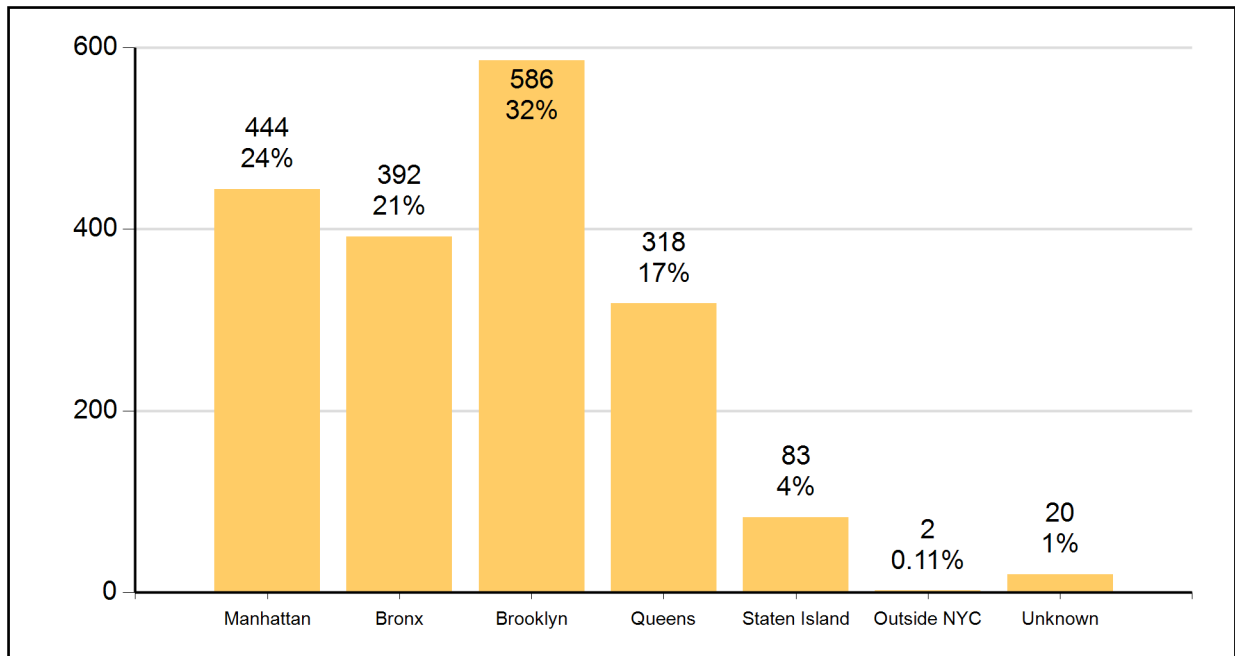


Figure 6: CCRB Complaints Received By Precinct of Occurrence (May 2017)

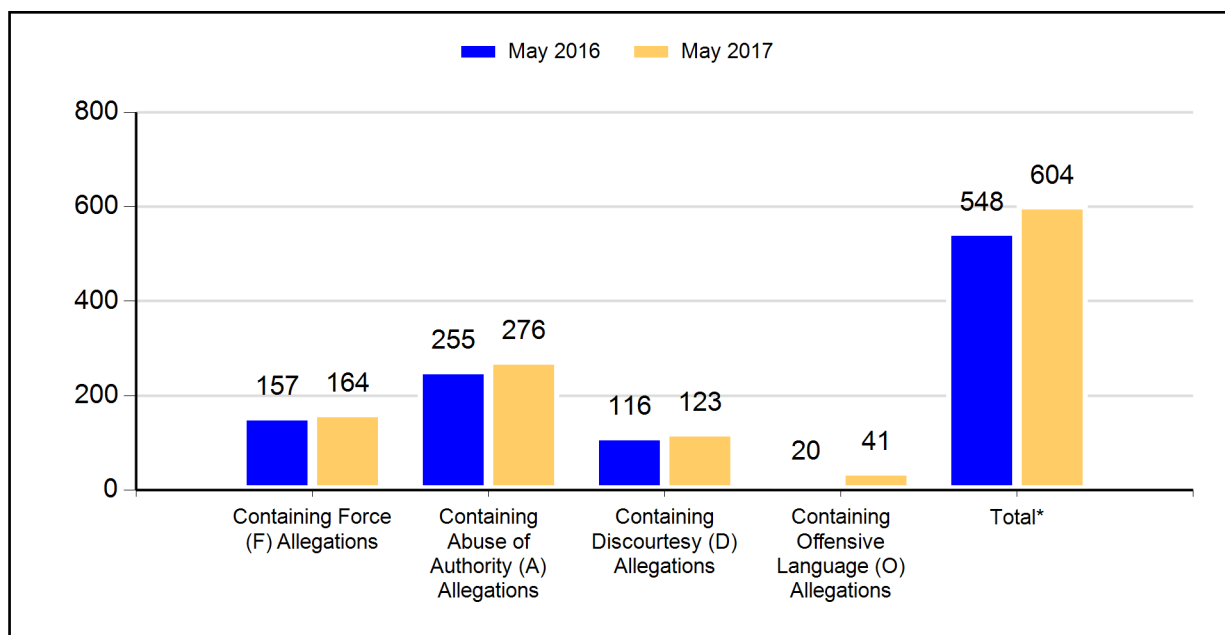
NYPD Precinct of Occurrence*	Number of Complaints	NYPD Precinct of Occurrence*	Number of Complaints
1	1	67	10
5	4	68	7
6	1	69	6
7	4	70	9
9	4	71	8
10	3	72	3
13	4	73	7
14	5	75	12
17	3	76	4
18	7	77	4
19	3	78	1
20	4	79	6
23	4	81	2
24	3	83	7
25	10	84	7
26	4	88	6
28	5	94	1
30	3	101	8
32	14	102	3
33	3	103	5
34	5	104	2
40	11	105	3
41	6	106	4
42	4	107	4
43	7	108	1
44	14	109	3
45	2	110	1
46	4	111	2
47	9	112	2
48	5	113	3
49	7	114	8
50	3	115	3
52	8	120	10
60	8	121	5
61	7	122	6
62	6	123	4
63	3	Unknown	8
66	4		

*These figures track where an incident occurred, not necessarily the Command of the officer. For example, a complaint filed against officers assigned to a Narcotics unit working in East New York would be counted as occurring in the 75th Precinct.

Allegations Received

As described in the previous section, the CCRB has jurisdiction over four categories of NYPD misconduct. In comparing May 2016 to May 2017, the number of complaints containing an allegation of Force are up, Abuse of Authority are up, Discourtesy are up and Offensive Language are up. Figures for the year to date comparison show that in 2017 complaints containing an allegation of Force are down, Abuse of Authority are down, Discourtesy are up and Offensive Language are up.

Figure 7: CCRB Complaints Received By Type of Allegation (May 2016 vs. May 2017)



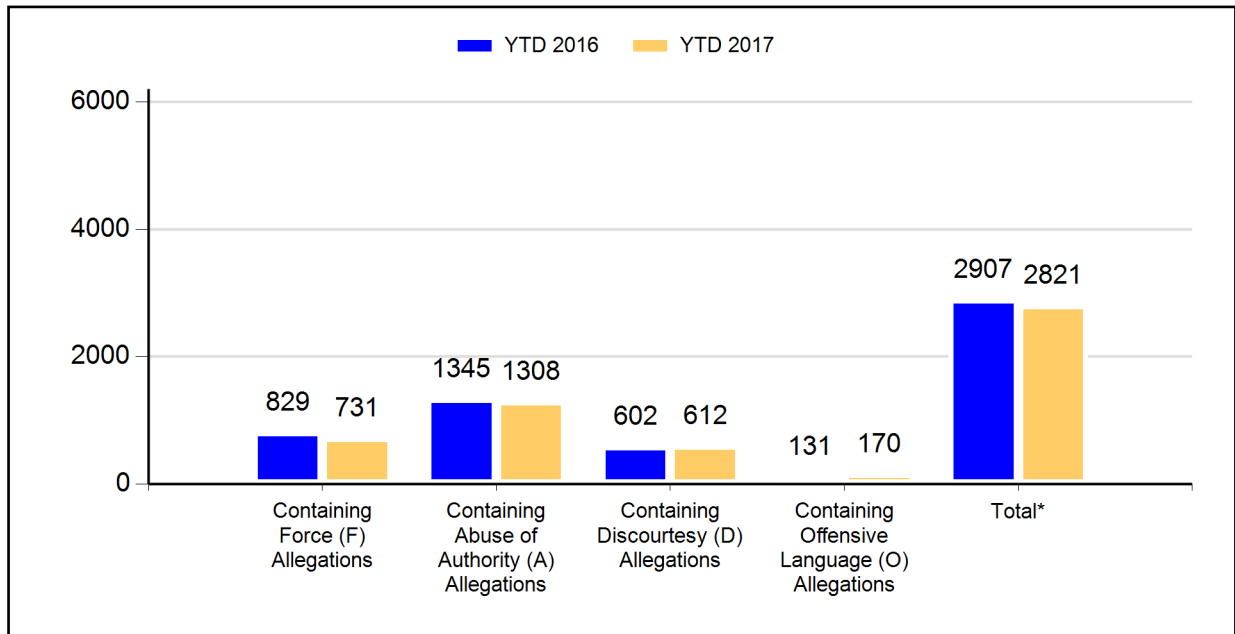
*This is the total of distinct FADO allegation types in complaints received.

Figure 8: CCRB Complaints Received By Type of Allegation (% of Complaints)

	May 2016		May 2017		Change	% Change
	Count	% of Total Complaints	Count	% of Total Complaints		
Force (F)	157	42%	164	42%	7	4%
Abuse of Authority (A)	255	68%	276	70%	21	8%
Discourtesy (D)	116	31%	123	31%	7	6%
Offensive Language (O)	20	5%	41	10%	21	105%
Total FADO Allegations	548		604		56	10%
Total Complaints	377		392		15	4%

Note: the number of allegations in recently received complaints typically grows somewhat as the complaints are investigated.

Figure 9: CCRB Complaints Received By Type of Allegation (YTD 2016 vs. YTD 2017)



*This is the total of distinct FADO allegation types in complaints received.

Figure 10: CCRB Complaints Received By Type of Allegation YTD (% of Complaints)

	YTD 2016		YTD 2017		Change	% Change
	Count	% of Total Complaints	Count	% of Total Complaints		
Force (F)	829	43%	731	40%	-98	-12%
Abuse of Authority (A)	1345	70%	1308	71%	-37	-3%
Discourtesy (D)	602	31%	612	33%	10	2%
Offensive Language (O)	131	7%	170	9%	39	30%
Total FADO Allegations	2907		2821		-86	-3%
Total Complaints	1916		1845		-71	-4%

Note: the number of allegations in recently received complaints typically grows somewhat as the complaints are investigated.

Figure 11: Total Allegations (% of Total Allegations)

	May 2016		May 2017		Change	% Change
	Count	% of Total Allegations	Count	% of Total Allegations		
Force (F)	337	30%	286	23%	-51	-15%
Abuse of Authority (A)	606	53%	707	58%	101	17%
Discourtesy (D)	166	15%	178	15%	12	7%
Offensive Language (O)	27	2%	50	4%	23	85%
Total Allegations	1136		1221		85	7%
Total Complaints	377		392		15	4%

Figure 12: Total Allegations YTD (% of Total Allegations)

	YTD 2016		YTD 2017		Change	% Change
	Count	% of Total Allegations	Count	% of Total Allegations		
Force (F)	1603	27%	1523	24%	-80	-5%
Abuse of Authority (A)	3406	57%	3846	59%	440	13%
Discourtesy (D)	841	14%	877	14%	36	4%
Offensive Language (O)	159	3%	232	4%	73	46%
Total Allegations	6009		6478		469	8%
Total Complaints	1916		1845		-71	-4%

The number of allegations in recently received complaints typically grows as the complaints are investigated.

CCRB Docket

As of the end of May 2017, 90% of active CCRB cases are fewer than five months old, and 97% active cases have been open for fewer than eight months.

Figure 13: Age of Active Cases Based on Received Date (May 2017)

	Count	% of Total
Cases 0-4 Months	992	89.5%
Cases 5-7 Months	86	7.8%
Cases 8-11 Months	16	1.4%
Cases 12-18 Months*	6	0.5%
Cases Over 18 Months**	8	0.7%
Total	1108	100%

* 12-18 Months: 3 cases that were reopened; 3 cases that were on DA Hold.

** Over 18 Months: 3 cases that were reopened; 5 cases that were on DA Hold.

Figure 14: Age of Active Cases Based on Incident Date (May 2017)

	Count	% of Total
Cases 0-4 Months	920	83.0%
Cases 5-7 Months	125	11.3%
Cases 8-11 Months	32	2.9%
Cases 12-18 Months	21	1.9%
Cases Over 18 Months	10	0.9%
Total	1108	100%

An active case is specifically one in which the facts are still being investigated.

Figure 15: Number of Active Investigations (January 2016 - May 2017)

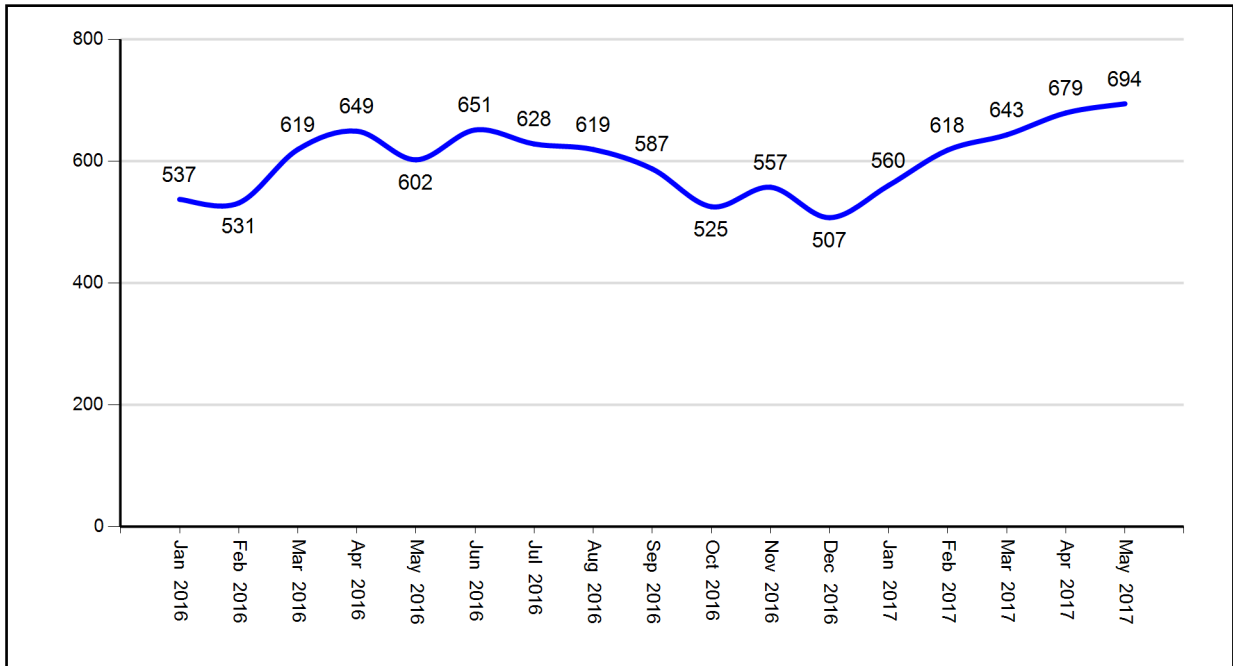


Figure 16: Open Docket Analysis

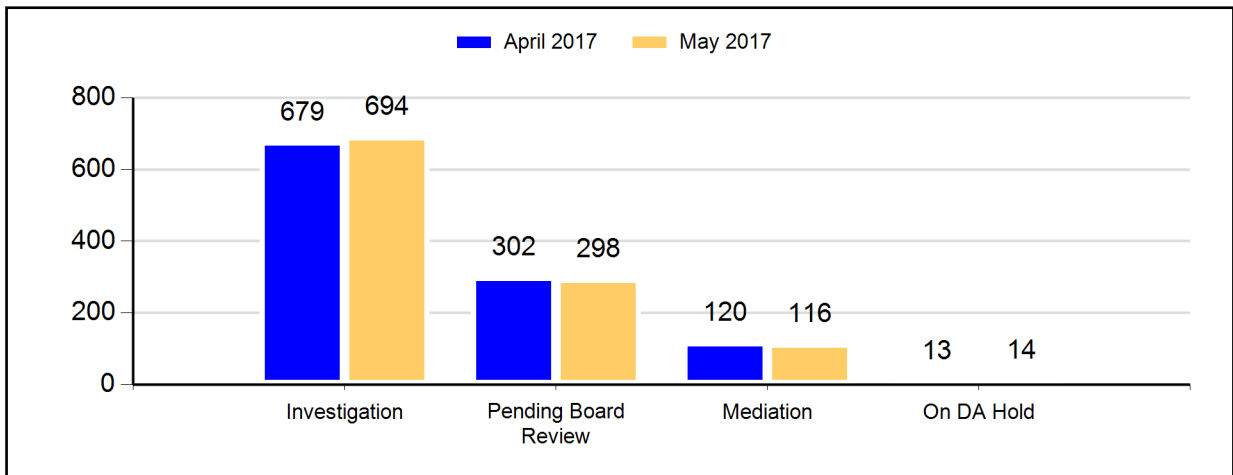


Figure 17: Open Docket Analysis with % Change

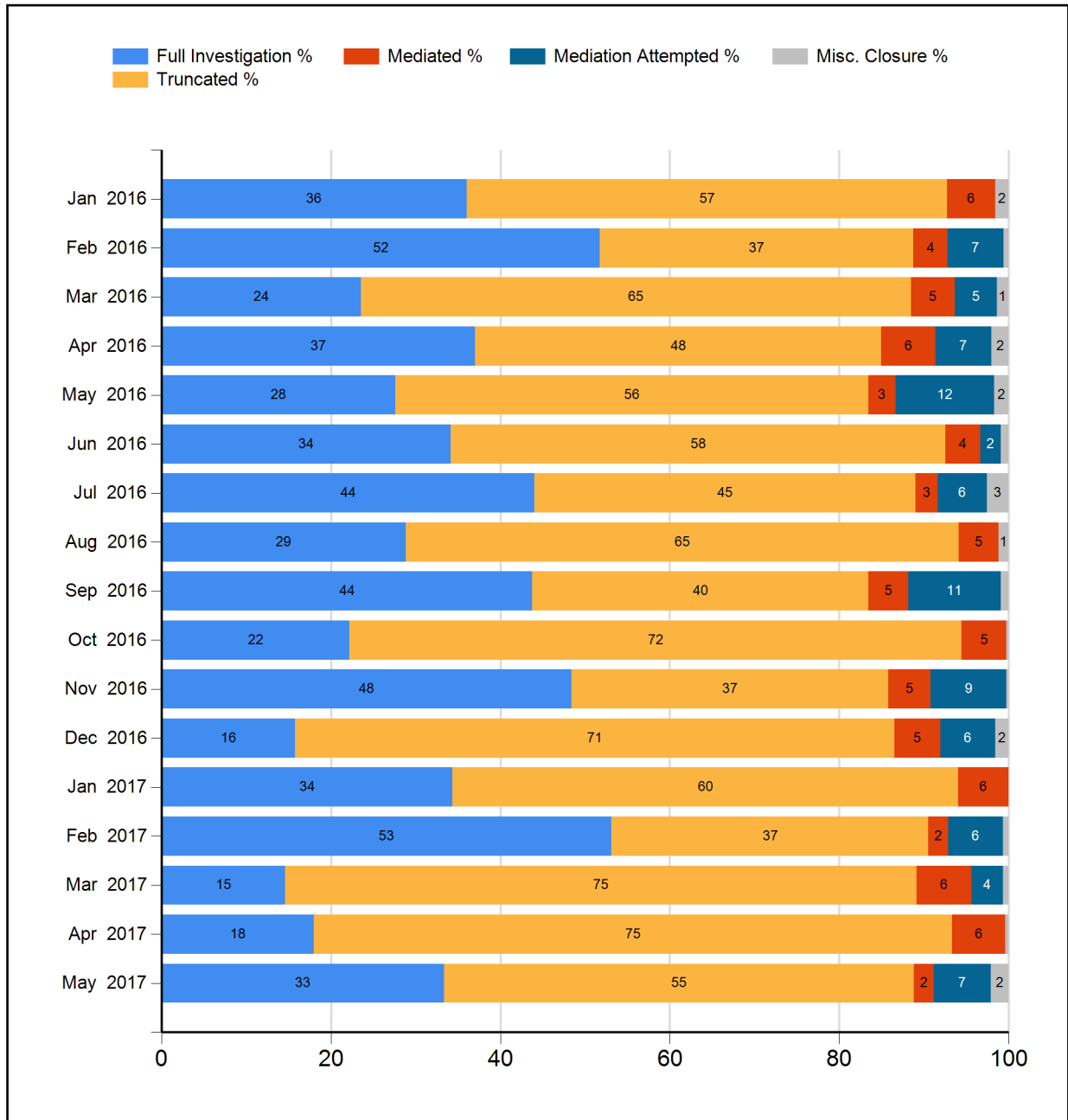
	April 2017		May 2017		Change	% Change
	Count	% of Total	Count	% of Total		
Investigations	679	61%	694	62%	15	2%
Pending Board Review	302	27%	298	27%	-4	-1%
Mediation	120	11%	116	10%	-4	-3%
On DA Hold	13	1%	14	1%	1	8%
Total	1114		1122		8	1%

Closed Cases

Resolving Cases

In May 2017, the CCRB fully investigated 33% of the cases it closed, and resolved (fully investigated, mediated or mediation attempted) 42% of the cases it closed.

Figure 18: Case Resolutions (January 2016 - May 2017) (%)



Dispositions

Cases fully investigated by the CCRB generally receive one of five outcomes:

- If the allegations of misconduct are found to be improper, based on the preponderance of the evidence, the allegation is **substantiated**.
- If there is not enough evidence to determine whether or not misconduct occurred, the allegation is **unsubstantiated**.
- If the preponderance of the evidence suggests that the event or alleged act did not occur, the allegation is **unfounded**.
- If the event did occur, but was not improper, by a preponderance of evidence, the allegation is **exonerated**.
- If the CCRB was unable to identify any of the officers accused of misconduct, the case is closed as **officer unidentified**.

Additionally, a case might be **mediated**, with the subject officer and complainant discussing the incident in the presence of a neutral third-party moderator. Finally, a case that cannot be fully investigated due to victim/complainant unavailability or lack of cooperation is **truncated**.

Case Abstracts

The following case abstracts are taken from complaints closed this month and serve as examples of what the different CCRB dispositions mean in practice:

1. Substantiated

Officers responded to an attempted gunpoint robbery radio call and improperly stopped two men. The men stated that one went to the lobby of the building where he lived to let the other one in. When they were waiting for an elevator to take them upstairs, officers entered the lobby and placed one of the men against the wall, asking them about their previous location and if they had any weapons on them. The officers testified they received a radio call of a robbery in progress. After canvassing the area for two minutes, the officers noticed the two males and initiated a stop. One of the officers said the observed men “fit the description to a T”, whereas the other stated the radio transmission was incomplete and descriptive information of the suspect was transmitted in bits over time. While the description of the attempted robbery suspects was pre-teen to teenager, 5’ tall, light skin and a small afro, one of the men stopped was mid-twenties, 5’3” and a Black man with braids, while the other man was 5’11” and Hispanic. Being how the officers stopped two men that did not loosely match the description of the singular suspect, the investigation determined the officers did not have the reasonable suspicion necessary to stop the men. As a result, the Board Substantiated the allegation.

2. Unsubstantiated

Officers stopped a man for avoiding fare payment at the train platform and did not provide a badge number when asked. The man said the officer stopped him and requested his MetroCard to ascertain if he paid his fare. When the officer confirmed the card had recently been used, she allowed the man to leave. The man stated he wanted to know the officer’s name and shield number, and while the officer hesitantly provided her name, she walked away before providing her badge number. The officer stated she was watching a live stream of the camera above the turnstiles and emergency exit and observed an individual dressed similar to the man enter through the emergency exit. The officer stated she let the man go once she had confirmed he paid his fare, and provided her name and shield number when he asked. Without any

independent verification, the investigation was unable to determine if the officer refused to provide her shield number.

3. Unfounded

Officers allegedly threatened to arrest a woman after responding to a family dispute. The woman said was awoken by two officers and did not know how they entered the house. At one point during the interaction, the woman said the officers threatened to arrest her when she said she was going to call her neighbor who was an attorney. The officers stated they were responding to a call that a woman was harassing people over the phone at late hours of the night and denied threatening to arrest her. The woman's son verified the officer's account and stated that during the interaction one of the officers told the woman she was not under arrest and did not need to call people to disturb them. Based on the conflicting testimony between the woman and her son, which aligned with the officers', the investigation credited the officers' account and Unfounded the allegation.

4. Exonerated

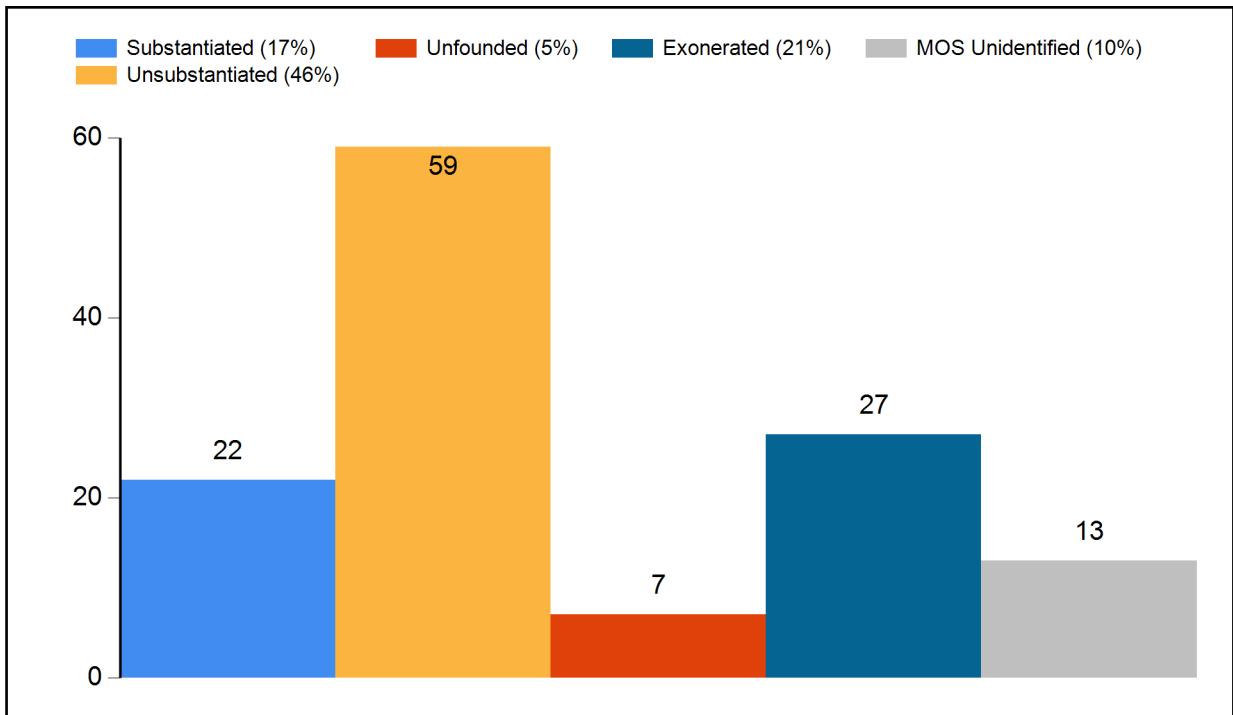
Officers used force to gain control of a woman who was attempting to strike another man. Both officers said they were riding in a police vehicle and observed the woman flailing her arms at a man. Exiting the vehicle, the officers approached the man and woman when the woman began yelling at the officers about the man's phone. The officer placed his hands on the woman's forearm and brought her arms to her side. Identifying the woman as an emotionally disturbed person, the officers instructed her to sit on the curb and wait for the ambulance. The woman acknowledged she was speaking with the man and aggressively grabbed the cellphone from his hands. Soon after, the woman said officers pushed her to the ground but was not able to provide further details. The investigation determined the officer used was the minimal amount of force necessary to prevent the woman from causing physical injury to anyone on scene. Therefore, the Board Exonerated the force allegation.

5. Officer Unidentified

Officers conducted a vehicle stop and ordered the men outside the vehicle to frisk their person. The men said they were pulled over by an unmarked vehicle with three uniformed officers and an additional unmarked vehicle with three more uniform officers responded. The men said the officers told them they were looking for suspects involved in a shooting nearby and ordered them out of their car, frisked and searched them all. After that, the officers entered and searched their vehicle. Several factors greatly broadened the pool of officers who could have been involved in the incident. The incident took place shortly after a nearby shooting, which drew a response from at least five commands and at least sixteen sets of officers to canvass for suspects. The incident took place on a holiday weekend when police departments transfer officers to different precincts for special events and there was no detailed roster for the precinct of the incident. Additionally, there were discrepancies in the description of the officers provided by the men's testimonies. Because the officers involved in the incident could not be identified, the allegations were recommended to be closed as Officers Unidentified.

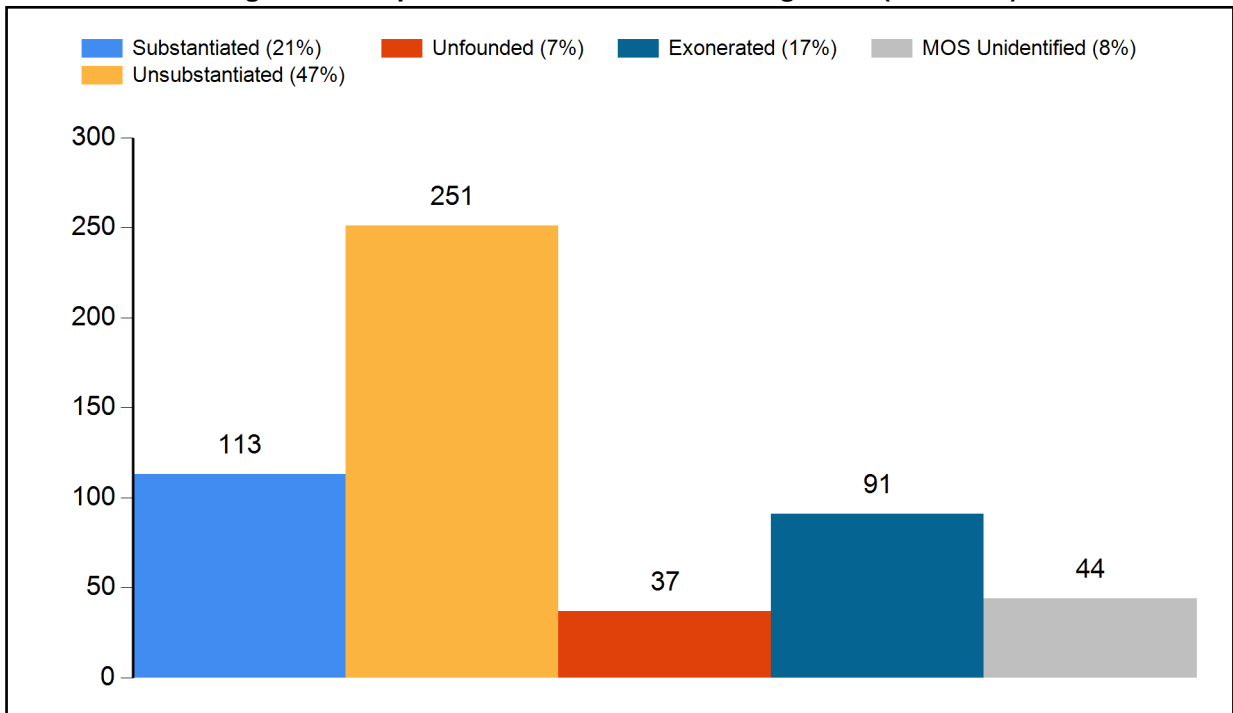
Dispositions - Full Investigations

Figure 19: Disposition Counts of Full Investigations (May 2017)



Due to the reconsideration process, counts are subject to change.

Figure 20: Disposition Counts of Full Investigations (YTD 2017)



Due to the reconsideration process, counts are subject to change.

Dispositions - All CCRB Cases

In addition to full investigations, CCRB cases can also be closed through mediation and truncation. The following table lists all the CCRB case closures for the current month and year-to-date.

Figure 21: Disposition of Cases (2016 vs 2017)

	May 2016		May 2017		YTD 2016		YTD 2017	
	Count	% of Total	Count	% of Total	Count	% of Total	Count	% of Total
Full Investigations								
Substantiated	23	24%	22	17%	171	27%	113	21%
Exonerated	16	17%	27	21%	89	14%	91	17%
Unfounded	10	11%	7	5%	70	11%	37	7%
Unsubstantiated	42	44%	59	46%	268	42%	251	47%
MOS Unidentified	4	4%	13	10%	38	6%	44	8%
Total - Full Investigations	95		128		636		536	
Mediation Closures	Count	% of Total	Count	% of Total	Count	% of Total	Count	% of Total
Mediated	11	22%	9	26%	90	46%	69	51%
Mediation Attempted	40	78%	26	74%	107	54%	65	49%
Total - ADR Closures	51		35		197		134	
Resolved Case Total	146	42%	163	42%	833	45%	670	41%
Truncations / Other Closures	Count	% of Total	Count	% of Total	Count	% of Total	Count	% of Total
Complaint withdrawn	32	16%	55	25%	187	19%	251	26%
Complainant/Victim/Witness uncooperative	124	63%	118	53%	599	60%	515	54%
Complainant/Victim/Witness unavailable	33	17%	36	16%	171	17%	155	16%
Victim unidentified	3	2%	4	2%	16	2%	14	1%
Miscellaneous	1	1%	1	0%	1	0%	2	0%
Administrative closure*	5	3%	7	3%	26	3%	12	1%
Total - Other Case Dispositions	198		221		1000		949	
Total - Closed Cases	344		384		1833		1619	

*Administrative closure is a special category that deals with NYPD's Internal Affairs Bureau-referred cases or spin off cases with no complainant/victim, and in which CCRB attempts to locate or identify a complainant/victim has yielded no results.

Dispositions - FADO Allegations

“Allegations” are different than “cases.” A case or complaint is based on an incident and may contain one or more allegations of police misconduct. The allegation substantiation rate is 10% for the month of May 2017, and the allegation substantiation rate is 11% year-to-date. The type of allegation the CCRB is most likely to substantiate is Abuse of Authority – substantiating 14% of such allegations during May 2017, and 15% for the year.

Figure 22: Disposition of Allegations (2016 vs 2017)

	May 2016		May 2017		YTD 2016		YTD 2017	
	Count	%of Total	Count	%of Total	Count	%of Total	Count	%of Total
Fully Investigated Allegations								
Substantiated	57	12%	48	10%	429	15%	264	11%
Unsubstantiated	146	31%	167	35%	1085	38%	902	39%
Unfounded	51	11%	27	6%	317	11%	199	9%
Exonerated	184	39%	169	35%	770	27%	656	28%
MOS Unidentified	35	7%	68	14%	262	9%	304	13%
Total - Full Investigations	473		479		2863		2325	
Mediation Closures	Count	%of Total	Count	%of Total	Count	%of Total	Count	%of Total
Mediated	44	34%	17	25%	219	48%	148	54%
Mediation Attempted	86	66%	51	75%	239	52%	125	46%
Total - ADR Closures	130		68		458		273	
Truncations / Other Closures	Count	%of Total	Count	%of Total	Count	%of Total	Count	%of Total
Complaint withdrawn	51	11%	131	24%	367	15%	548	24%
Complainant/Victim/Witness uncooperative	329	70%	332	60%	1574	65%	1403	61%
Complainant/Victim/Witness unavailable	69	15%	65	12%	378	16%	309	13%
Victim unidentified	9	2%	9	2%	39	2%	31	1%
Miscellaneous	1	0%	3	1%	12	0%	8	0%
Administrative closure	12	3%	11	2%	37	2%	19	1%
Total - Other Case Dispositions	471		551		2407		2318	
Total - Closed Allegations	1074		1098		5729		4916	

Figure 23: Disposition of Allegations By FADO Category (May 2017)

	Substantiated	Unsubstantiated	Exonerated	Unfounded	Officers Unidentified	Total
Force	5 5%	30 30%	40 40%	10 10%	14 14%	99 100%
Abuse of Authority	41 14%	77 26%	129 44%	13 4%	35 12%	295 100%
Discourtesy	2 3%	49 74%	0 0%	4 6%	11 17%	66 100%
Offensive Language	0 0%	11 92%	0 0%	0 0%	1 8%	12 100%
Total	48 10%	167 35%	169 36%	27 6%	61 13%	472 100%

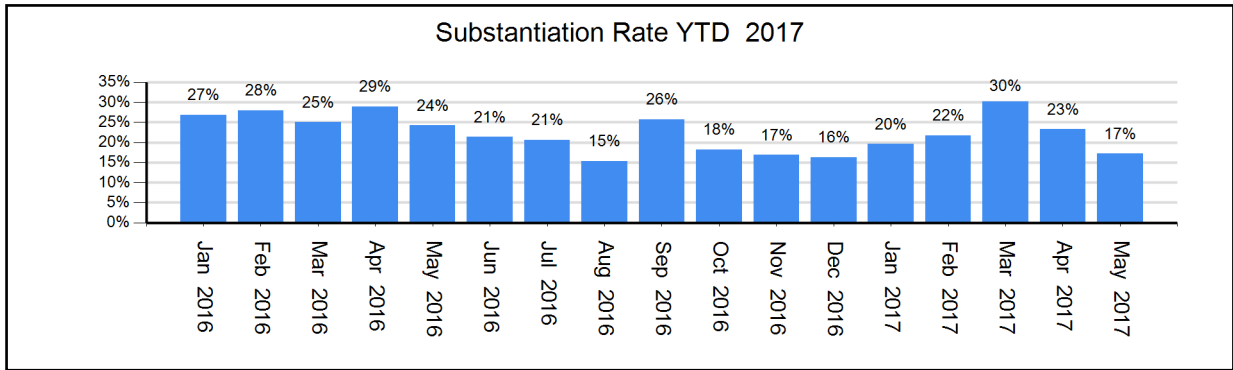
Figure 24: Disposition of Allegations By FADO Category (YTD 2017)

	Substantiated	Unsubstantiated	Exonerated	Unfounded	Officers Unidentified	Total
Force	33 6%	195 33%	204 35%	86 15%	67 11%	585 100%
Abuse of Authority	196 15%	435 33%	441 34%	64 5%	165 13%	1301 100%
Discourtesy	29 8%	230 64%	11 3%	36 10%	51 14%	357 100%
Offensive Language	6 8%	42 56%	0 0%	13 17%	14 19%	75 100%
Total	264 11%	902 39%	656 28%	199 9%	297 13%	2318 100%

Substantiation Rates

The May 2017 case substantiation rate was 17%.

Figure 25: Percentage of Cases Substantiated (January 2016 - May 2017)

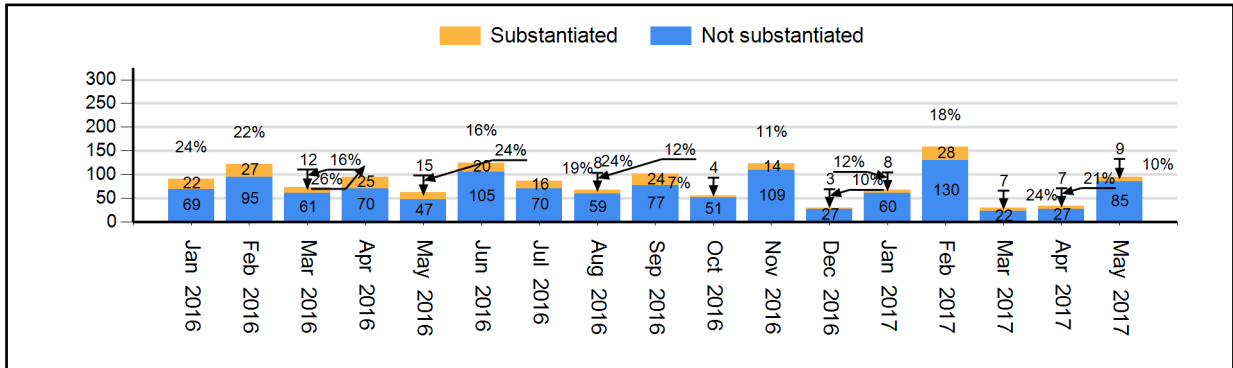


Due to the reconsideration process, counts are subject to change.

Substantiation Rates and Video

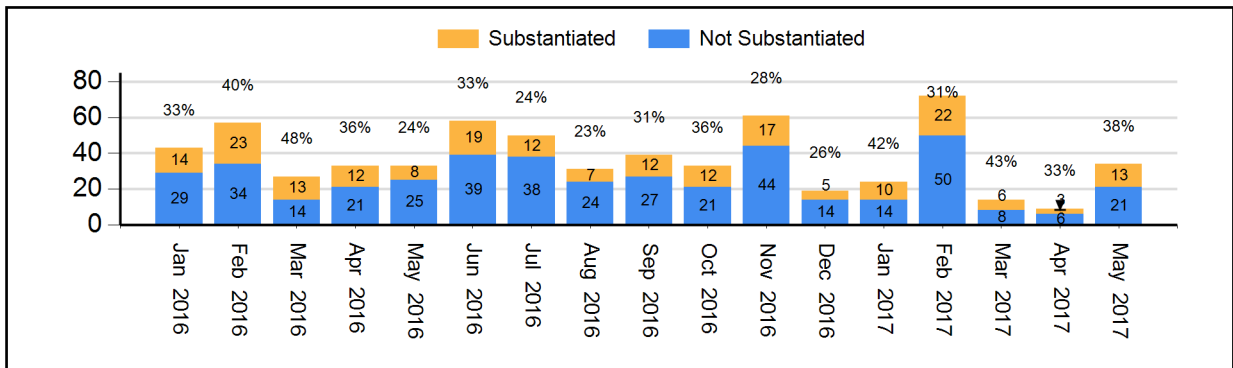
In general, investigations relying on video evidence from security cameras or personal devices result in much higher substantiation rates.

Figure 26: Substantiation Rates for Full Investigations without Video (Jan 2017 - May 2017) (% substantiated shown)



Due to the reconsideration process, counts are subject to change.

Figure 27: Substantiation Rates for Full Investigations with Video (Jan 2017 - May 2017) (% substantiated shown)



Due to the reconsideration process, counts are subject to change.

Board Discipline Recommendations for Substantiated Complaints

After a CCRB investigative team has completed its investigation and recommended the substantiation of a complaint against an officer, a panel of three Board members determines whether or not to substantiate the allegation and make a disciplinary recommendation.

- “Charges and Specifications” are recommended for the most serious allegations of misconduct. Charges launch an administrative trial in the NYPD Trial Room. An officer may lose vacation days, be suspended, or terminated if he is found guilty.
- “Instructions” or “Formalized Training” are the least severe discipline, often recommended for officers who misunderstand a policy. This determination results in training at the command level (Instructions) or training at the Police Academy or NYPD Legal Bureau (Formalized Training).
- “Command Discipline” is recommended for misconduct that is more problematic than poor training, but does not rise to the level of Charges. An officer can lose up to ten vacation days as a result of a Command Discipline.
- When the Board has recommended Instructions, Formalized Training or Command Discipline, the case is sent to the NYPD Commissioner to impose training and/or other penalties, while cases where the Board recommends charges are prosecuted by the CCRB’s Administrative Prosecution Unit.

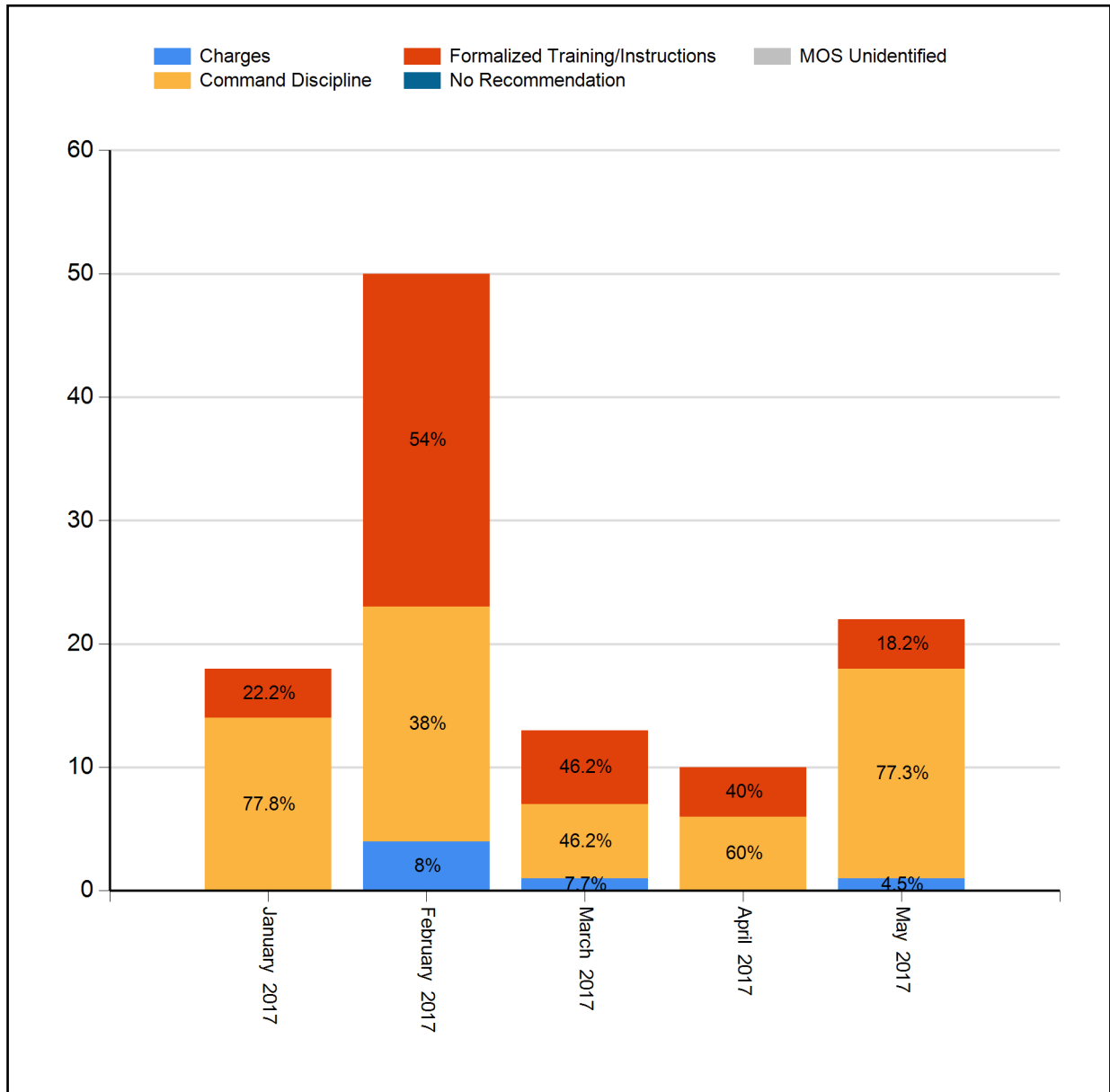
Figure 28: Board Discipline Recommendations For Substantiated Complaints*
(May 2016, May 2017, YTD 2016, YTD 2017)

Disposition	May 2016		May 2017		YTD 2016		YTD 2017	
	Count	%of Total	Count	%of Total	Count	%of Total	Count	%of Total
Charges	2	9%	1	5%	23	13%	6	5%
Command Discipline	14	61%	17	77%	82	48%	62	55%
Formalized Training	7	30%	2	9%	63	37%	31	27%
Instructions	0	0%	2	9%	3	2%	14	12%
MOS Unidentified	0	0%	0	0%	0	0%	0	0%
Total	23		22		171		113	

Due to the reconsideration process, counts are subject to change.

* A complaint containing a number of substantiated allegations against a number of different officers will typically generate a variety of different disciplinary recommendations. To determine the disciplinary recommendation associated with the complaint as a whole, the CCRB uses the most severe disciplinary recommendation made. The order of severity is: 1) Charges 2) Command Discipline 3) Formalized Training 4) Instructions.

Figure 29: Board Discipline Recommendations For Substantiated Complaints* (2017)



Due to the reconsideration process, counts are subject to change.

* A complaint containing a number of substantiated allegations against a number of different officers will typically generate a variety of different disciplinary recommendations. To determine the disciplinary recommendation associated with the complaint as a whole, the CCRB uses the most severe disciplinary recommendation made. The order of severity is: 1) Charges 2) Command Discipline 3) Formalized Training 4) Instructions.

Board Discipline Recommendations for Officers with Substantiated Allegations

A substantiated CCRB complaint may generate multiple substantiated allegations against multiple officers. Each substantiated allegation will carry its own discipline recommendation from the CCRB Board.

The following table presents the number of officers against whom discipline recommendations have been made as a result of a substantiated CCRB complaint. Where there are multiple substantiated allegations with multiple disciplinary recommendations for an officer in a complaint, the most severe disciplinary recommendation is used to determine the overall recommendation for that officer.

**Figure 30: Board Discipline Recommendations for Officers with Substantiated Allegations*
(May 2016, May 2017, YTD 2016, YTD 2017)**

Disposition	May 2016		May 2017		YTD 2016		YTD 2017	
	Count	%of Total	Count	%of Total	Count	%of Total	Count	%of Total
Charges	2	5.1%	1	3.4%	32	12.4%	6	3.8%
Command Discipline	27	69.2%	22	75.9%	123	47.5%	90	56.6%
Formalized Training	10	25.6%	2	6.9%	99	38.2%	44	27.7%
Instructions	0	0%	4	13.8%	5	1.9%	19	11.9%
MOS Unidentified	0	0%	0	0%	0	0%	0	0%
Total	39		29		259		159	

Due to the reconsideration process, counts are subject to change.

* The counts in this table reflect the number of distinct MOS with a substantiated allegation in each complaint.

Figure 31: Substantiated Allegations By Borough and NYPD Precinct (May 2017)

The figures in this table reflect all substantiated allegations for each MOS.

Board Disposition	FADO Category	Allegation	Precinct of Occurrence	Borough of Occurrence
Substantiated (Command Discipline A)	Force	Physical force	7	Manhattan
Substantiated (Command Discipline A)	Force	Chokehold	9	Manhattan
Substantiated (Command Discipline A)	Discourtesy	Word	20	Manhattan
Substantiated (Command Discipline B)	Abuse of Authority	Frisk	30	Manhattan
Substantiated (Command Discipline B)	Abuse of Authority	Search (of person)	30	Manhattan
Substantiated (Command Discipline B)	Abuse of Authority	Search (of person)	30	Manhattan
Substantiated (Charges)	Force	Nightstick as club (incl asp & baton)	32	Manhattan
Substantiated (Command Discipline A)	Abuse of Authority	Frisk	33	Manhattan
Substantiated (Command Discipline A)	Abuse of Authority	Stop	33	Manhattan
Substantiated (Command Discipline A)	Abuse of Authority	Refusal to provide name/shield number	40	Bronx
Substantiated (Command Discipline A)	Abuse of Authority	Refusal to provide name/shield number	40	Bronx
Substantiated (Command Discipline A)	Abuse of Authority	Refusal to provide name/shield number	40	Bronx
Substantiated (Command Discipline A)	Abuse of Authority	Refusal to provide name/shield number	40	Bronx
Substantiated (Command Discipline A)	Abuse of Authority	Other	40	Bronx
Substantiated (Command Discipline A)	Abuse of Authority	Frisk	40	Bronx
Substantiated (Command Discipline A)	Abuse of Authority	Frisk	40	Bronx
Substantiated (Command Discipline A)	Abuse of Authority	Frisk	40	Bronx
Substantiated (Command Discipline A)	Abuse of Authority	Search (of person)	40	Bronx
Substantiated (Command Discipline A)	Abuse of Authority	Stop	40	Bronx
Substantiated (Formalized Training)	Abuse of Authority	Frisk	42	Bronx
Substantiated (Formalized Training)	Abuse of Authority	Frisk	42	Bronx
Substantiated (Formalized Training)	Abuse of Authority	Frisk	42	Bronx
Substantiated (Formalized Training)	Abuse of Authority	Stop	42	Bronx
Substantiated (Formalized Training)	Abuse of Authority	Stop	42	Bronx
Substantiated (Formalized Training)	Abuse of Authority	Stop	42	Bronx
Substantiated (Formalized Training)	Abuse of Authority	Stop	42	Bronx
Substantiated (Command Discipline A)	Abuse of Authority	Failure to show search warrant	43	Bronx
Substantiated (Command Discipline A)	Abuse of Authority	Failure to show search warrant	43	Bronx
Substantiated (Command Discipline B)	Abuse of Authority	Strip-searched	50	Bronx
Substantiated (Command Discipline B)	Abuse of Authority	Strip-searched	50	Bronx
Substantiated (Command Discipline A)	Abuse of Authority	Retaliatory summons	60	Brooklyn
Substantiated (Command Discipline A)	Abuse of Authority	Frisk	60	Brooklyn
Substantiated (Command Discipline A)	Abuse of Authority	Stop	60	Brooklyn
Substantiated (Command Discipline A)	Abuse of Authority	Stop	60	Brooklyn
Substantiated (Command Discipline A)	Abuse of Authority	Vehicle search	71	Brooklyn
Substantiated (Command Lvl Instructions)	Abuse of Authority	Premises entered and/or searched	79	Brooklyn
Substantiated (Command Lvl Instructions)	Abuse of Authority	Premises entered and/or searched	79	Brooklyn
Substantiated (Command Discipline B)	Force	Physical force	79	Brooklyn
Substantiated (Command Discipline A)	Abuse of Authority	Retaliatory summons	81	Brooklyn
Substantiated (Command Discipline B)	Abuse of Authority	Refusal to process civilian complaint	84	Brooklyn
Substantiated (Command Discipline B)	Force	Gun Pointed	84	Brooklyn

Board Disposition	FADO Category	Allegation	Precinct of Occurrence	Borough of Occurrence
Substantiated (Command Discipline B)	Abuse of Authority	Other	88	Brooklyn
Substantiated (Command Discipline B)	Abuse of Authority	Frisk	88	Brooklyn
Substantiated (Command Discipline B)	Abuse of Authority	Search (of person)	88	Brooklyn
Substantiated (Command Discipline B)	Abuse of Authority	Search (of person)	88	Brooklyn
Substantiated (Command Discipline A)	Discourtesy	Word	90	Brooklyn
Substantiated (Formalized Training)	Abuse of Authority	Other	94	Brooklyn
Substantiated (Command Lvl Instructions)	Abuse of Authority	Premises entered and/or searched	100	Queens
Substantiated (Command Discipline A)	Abuse of Authority	Threat of arrest	107	Queens

Truncations

A “truncation” is a case that is not fully investigated, either because the complainant/victim withdraws the complaint; is uncooperative with the investigation; is not available for the investigative team to interview; or is never identified. The CCRB constantly seeks to lower the number of truncations.

Figure 32: Truncated Allegations (May 2017)

	Withdrawn	Uncooperative	Unavailable	Civilian Unidentified	Total
Force	46	15	5	4	70
Abuse of Authority	62	19	6	2	89
Discourtesy	21	3	2	1	27
Offensive Language	2	1	1	2	6
Total	131	38	14	9	192

Figure 33: Truncated CCRB Complaints (May 2017)

	Withdrawn	Uncooperative	Unavailable	Civilian Unidentified	Total
Total	55	9	4	4	72

Figure 34: Truncated Allegations (YTD 2017)

	Withdrawn	Uncooperative	Unavailable	Civilian Unidentified	Total
Force	141	66	25	11	243
Abuse of Authority	301	84	32	13	430
Discourtesy	92	16	3	3	114
Offensive Language	14	7	1	4	26
Total	548	173	61	31	813

Figure 35: Truncated CCRB Complaints (YTD 2017)

	Withdrawn	Uncooperative	Unavailable	Civilian Unidentified	Total
Total	251	42	23	14	330

Complaints Against Officers Assigned to Police Service Areas

The Police Service Areas (PSA) are commands that police New York City Housing Developments throughout the five boroughs. PSA complaints are defined as complaints that contain at least one FADO allegation against an officer assigned to a PSA command.

Figure 36: PSA Complaints Closed as % of Total Complaints Closed

	May 2016	May 2017	YTD 2016	YTD 2017
PSA Complaints	8	23	68	62
Total Complaints	344	384	1833	1619
PSA Complaints as % of Total	2.3%	6.0%	3.7%	3.8%

A single PSA complaint may contain allegations against multiple officers assigned to multiple PSA commands. The following table breaks out the different PSAs and shows the number of officers assigned to each PSA against whom FADO allegations have been made.

Figure 37: Closed Complaints Against Officers Assigned to a PSA

	May 2016	May 2017	YTD 2016	YTD 2017
PSA 1	3	4	16	5
PSA 2	2	5	15	13
PSA 3	3	7	10	20
PSA 4	4	1	22	5
PSA 5	2	4	7	20
PSA 6	0	6	11	14
PSA 7	0	5	13	19
PSA 8	1	2	8	4
PSA 9	0	2	9	6
Total	15	36	111	106

Complaints typically contain more than one allegation. The following table shows the allegations made against officers assigned to PSA commands broken out by FADO type.

Figure 38: Closed Allegations Against Officers Assigned to a PSA by FADO Type

	May 2016		May 2017		YTD 2016		YTD 2017	
	Count	% of Total	Count	% of Total	Count	% of Total	Count	% of Total
Force (F)	6	29%	7	16%	53	33%	30	21%
Abuse of Authority (A)	10	48%	26	59%	71	44%	78	56%
Discourtesy (D)	4	19%	7	16%	29	18%	24	17%
Offensive Language (O)	1	5%	4	9%	7	4%	8	6%
Total	21	101%	44	100%	160	99%	140	100%

Dispositions of Officers Assigned to PSAs

The following tables show the Board disposition of officers assigned to a PSA with a FADO allegation made against them.

Figure 39: Disposition of PSA Officers (2016 vs 2017)

	May 2016		May 2017		YTD 2016		YTD 2017	
	Count	%of Total	Count	%of Total	Count	%of Total	Count	%of Total
Full Investigations								
Substantiated	1	10%	6	32%	10	16%	20	33%
Exonerated	5	50%	4	21%	19	30%	17	28%
Unfounded	0	0%	0	0%	6	10%	0	0%
Unsubstantiated	4	40%	9	47%	28	44%	24	39%
MOS Unidentified	0	0%	0	0%	0	0%	0	0%
Total - Full Investigations	10		19		63		61	
Mediation Closures	Count	%of Total	Count	%of Total	Count	%of Total	Count	%of Total
Mediated	0	0%	0	0%	3	20%	3	30%
Mediation Attempted	1	100%	5	100%	12	80%	7	70%
Total - ADR Closures	1		5		15		10	
Resolved Case Total	11	73%	24	67%	78	70%	71	67%
Truncations / Other Closures	Count	%of Total	Count	%of Total	Count	%of Total	Count	%of Total
Complaint withdrawn	1	25%	0	0%	4	12%	7	20%
Complainant/Victim/Witness uncooperative	3	75%	8	67%	24	73%	22	63%
Complainant/Victim/Witness unavailable	0	0%	4	33%	2	6%	6	17%
Victim unidentified	0	0%	0	0%	0	0%	0	0%
Miscellaneous	0	0%	0	0%	1	3%	0	0%
Administrative closure*	0	0%	0	0%	2	6%	0	0%
Total - Other Case Dispositions	4		12		33		35	
Total - Closed Cases	15		36		111		106	

*Administrative closure is a special category that deals with NYPD's Internal Affairs Bureau-referred cases or spin off cases with no complainant/victim, and in which CCRB attempts to locate or identify a complainant/victim has yielded no results.

Mediation Unit

Whenever mediation between a complainant/victim and subject officer is suitable, it is offered by CCRB investigators. If the complainant/victim and subject officer both agree to participate, a neutral, third-party mediator facilitates a conversation between the parties. “Mediation Attempted” refers to a situation in which an officer agrees to mediate and the complainant becomes unavailable (after the complainant initially agreed to mediation). The chart below indicates the number of mediations and attempted mediations in May and this year.

Figure 40: Mediated Complaints Closed

	May 2017			YTD 2017		
	Mediated	Mediation Attempted	Total	Mediated	Mediation Attempted	Total
Mediated Complaints	9	26	35	69	65	134

Figure 41: Mediated FADO Allegations Closed

	May 2017			YTD 2017		
	Mediated	Mediation Attempted	Total	Mediated	Mediation Attempted	Total
Force	3	1	4	9	5	14
Abuse of Authority	10	34	44	99	77	176
Discourtesy	2	14	16	35	34	69
Offensive Language	2	2	4	5	9	14
Total	17	51	68	148	125	273

Figure 42: Mediated Complaints By Borough (May 2017)

	Mediations
Bronx	2
Brooklyn	3
Manhattan	1
Queens	3
Staten Island	0

Figure 43: Mediated Allegations By Borough (May 2017)

	Mediations
Bronx	5
Brooklyn	4
Manhattan	2
Queens	6
Staten Island	0

**Figure 44: Mediated Complaints By Precinct
(May 2017 - YTD 2017)**

Precinct	May 2017	YTD 2017	Precinct	May 2017	YTD 2017
1	0	1	70	0	1
6	0	1	72	0	2
7	0	1	73	1	2
13	0	1	75	0	3
14	0	1	77	0	1
18	1	2	79	0	2
25	0	1	81	0	4
28	0	2	83	1	1
30	0	2	84	1	1
32	0	1	88	0	1
33	0	1	94	0	1
41	0	1	100	0	1
42	0	1	101	0	1
43	0	1	102	0	1
44	0	3	103	0	1
45	0	3	104	0	1
47	0	2	105	1	2
48	1	1	107	1	1
50	1	3	115	1	2
52	0	3	120	0	1
66	0	3	121	0	2
67	0	1	122	0	1

**Figure 45: Mediated Allegations By Precinct
(May 2017 - YTD 2017)**

Precinct	May 2017	YTD 2017	Precinct	May 2017	YTD 2017
1	0	2	70	0	4
6	0	2	72	0	3
7	0	7	73	1	4
13	0	1	75	0	10
14	0	3	77	0	3
18	2	5	79	0	6
25	0	1	81	0	4
28	0	3	83	2	2
30	0	3	84	1	1
32	0	2	88	0	1
33	0	3	94	0	2
41	0	2	100	0	1
42	0	1	101	0	1
43	0	4	102	0	2
44	0	3	103	0	1
45	0	11	104	0	4
47	0	3	105	2	4
48	2	2	107	3	3
50	3	8	115	1	2
52	0	11	120	0	1
66	0	4	121	0	6
67	0	1	122	0	1

Administrative Prosecution Unit

The CCRB’s Administrative Prosecution Unit (APU) prosecutes police misconduct cases, when the Board has recommended charges, in the NYPD Trial Room. The APU is also able to offer pleas to officers who admit guilt rather than going to trial. Following a plea agreement or the conclusion of a disciplinary trial, cases are sent to the Police Commissioner for final penalties.

Figure 46: Administrative Prosecution Unit Case Closures

Disposition Category	Prosecution Disposition	May 2017	YTD 2017
Disciplinary Action	Not guilty after trial but Discipline Imposed	0	0
	Guilty after trial	2	12
	Trial verdict dismissed by PC, Comm. Disc. A imposed	0	0
	Trial verdict dismissed by PC, Comm. Disc. B imposed	0	0
	Trial verdict dismissed by PC, Formalized Training imposed	0	0
	Trial verdict dismissed by PC, Instructions imposed	0	0
	Trial verdict reversed by PC, Final verdict Guilty	0	0
	Resolved by plea	2	15
	Plea set aside, Comm. Disc. B	0	0
	Plea set aside, Comm. Disc. A	0	0
	Plea set aside, Formalized Training	0	0
	Plea set aside, Instructions	0	1
	*Retained, with discipline	0	1
	Disciplinary Action Total		4
No Disciplinary Action	Not guilty after trial	4	16
	Trial verdict reversed by PC, Final verdict Not Guilty	0	0
	Plea set aside, Without discipline	0	0
	**Retained, without discipline	1	2
	Dismissed by APU	0	0
	SOL Expired in APU	0	0
No Disciplinary Action Total		5	18
Not Adjudicated	Charges not filed	0	0
	Deceased	0	0
	Other	0	0
	***Previously adjudicated, with discipline	0	0
	***Previously adjudicated, without discipline	0	0
	†Reconsidered by CCRB Board	0	2
	Retired	0	0
	SOL Expired prior to APU	0	0
	Not Adjudicated Total		0
Total Closures		9	49

*Retained cases are those where the Department kept jurisdiction pursuant to Section 2 of the April 2, 2012 Memorandum of Understanding between the NYPD and the CCRB.

** When the Department keeps jurisdiction pursuant to Section 2 and does not impose any discipline on the officer, it is the equivalent of a category referred to as DUP.

*** In some case, the Department conducts their own investigation and prosecution prior to the completion of the CCRB's investigation. In those cases, the APU does not conduct a second prosecution.

† Under the Board's reconsideration process, an officer who has charges recommended as the penalty for a substantiated allegation may have the recommended penalty changed to something other than charges or have the allegation disposition changed to something other than substantiated. In those cases, the APU ceases its prosecution.

NYPD Discipline

Under the New York City Charter, the Police Commissioner makes the final decision regarding discipline and the outcome of disciplinary trials.

The first chart reflects NYPD-imposed discipline for cases brought by the APU (Charges).

The chart on the following page reflects cases referred to the Police Commissioner where the Board recommended Command Discipline, Formalized Training or Instructions.

Figure 47: NYPD Discipline Imposed for Adjudicated APU Cases

Discipline*	May 2017	YTD 2017
Terminated	0	0
Suspension for or loss of vacation time of 31 or more days and/or Dismissal Probation	0	0
Suspension for or loss of vacation time of 21 to 30 days	0	2
Suspension for or loss of vacation time of 11 to 20 days	0	7
Suspension for or loss of vacation time of 1 to 10 days	4	17
Command Discipline B	0	0
Command Discipline A	0	0
Formalized Training**	0	1
Instructions***	0	1
Warned & admonished/Reprimanded	0	1
Disciplinary Action† Total	4	29
No Disciplinary Action†	5	18
Adjudicated Total	9	47
Discipline Rate	44%	62%
Not Adjudicated† Total	0	2
Total Closures	9	49

*Where more than one penalty is imposed on a respondent, it is reported under the more severe penalty.

** Formalized training is conducted by the Police Academy, the NYPD Legal Bureau, or other NYPD Unit.

*** Instructions are conducted at the command level.

† The case closure types that define the "Disciplinary Action", "No Disciplinary Action" and "Not Adjudicated" categories are listed in Figure 43 on the previous page.

Figure 48: NYPD Discipline Imposed for Non-APU Cases

Disposition	Disposition Type*	May 2017	YTD 2017
Disciplinary Action	Terminated	0	0
	Suspension for or loss of vacation time of 31 or more days and/or Dismissal Probation	0	0
	Suspension for or loss of vacation time of 21 to 30 days	0	0
	Suspension for or loss of vacation time of 11 to 20 days	1	1
	Suspension for or loss of vacation time of 1 to 10 days	0	0
	Command Discipline B	4	9
	Command Discipline A	11	53
	Formalized Training**	16	54
	Instructions***	7	16
	Warned & admonished/Reprimanded	0	0
	Total	39	133
No Disciplinary Action	Filed ††	1	4
	SOL Expired	0	0
	Department Unable to Prosecute†††	10	33
	Total	11	37
	Discipline Rate	78%	78%
	DUP Rate	20%	19%

*Where the respondent is found guilty of charges, and the penalty imposed would fall into more than one of the above listed categories, it is reported under the more severe penalty.

** Formalized training is conducted by the Police Academy, the NYPD Legal Bureau, or other NYPD Unit.

*** Instructions are conducted at the command level.

† This verdict relates to a trial conducted by DAO on a case decided by the Board prior to the activation of the APU.

†† "Filed" is a term used when the police department is not required to take action against the subject officer because the officer has resigned or retired from the department, or has been terminated.

††† When the department decides that it will not discipline an officer against whom the Board recommended discipline other than charges, those cases are referred to as "Department Unable to Prosecute," or DUP.

Figure 49: NYPD Discipline Imposed for Allegations - Non-APU Cases (May 2017)

Board Disposition	FADO Type	Allegation	Precinct	Borough	NYPD Discipline
Substantiated (Command Discipline B)	A	Other	18	Manhattan	Command Discipline B
Substantiated (Formalized Training)	A	Failure to show search warrant	23	Manhattan	No Discipline
Substantiated (Command Discipline B)	F	Pepper spray	40	Bronx	Command Discipline B
Substantiated (Formalized Training)	A	Premises entered and/or searched	40	Bronx	Formalized Training
Substantiated (Formalized Training)	A	Property damaged	40	Bronx	Formalized Training
Substantiated (Command Discipline B)	A	Refusal to process civilian complaint	40	Bronx	Command Discipline A
Substantiated (Command Discipline A)	A	Retaliatory arrest	40	Bronx	No Discipline
Substantiated (Command Discipline B)	A	Retaliatory arrest	40	Bronx	Command Discipline B
Substantiated (Command Discipline B)	F	Gun Pointed	42	Bronx	No Discipline
Substantiated (Command Discipline B)	F	Nightstick as club (incl asp & baton)	42	Bronx	No Discipline
Substantiated (Command Discipline A)	A	Frisk	43	Bronx	Formalized Training
Substantiated (Command Discipline A)	A	Frisk	43	Bronx	No Discipline
Substantiated (Command Discipline A)	A	Frisk	43	Bronx	No Discipline
Substantiated (Command Discipline A)	A	Search (of person)	43	Bronx	Formalized Training
Substantiated (Command Discipline A)	A	Stop	43	Bronx	No Discipline
Substantiated (Command Discipline A)	A	Stop	43	Bronx	No Discipline
Substantiated (Command Discipline A)	A	Stop	43	Bronx	No Discipline
Substantiated (Formalized Training)	A	Vehicle stop	44	Bronx	No Discipline
Substantiated (Formalized Training)	A	Vehicle stop	44	Bronx	No Discipline
Substantiated (Formalized Training)	A	Stop	44	Bronx	Formalized Training
Substantiated (Formalized Training)	A	Stop	44	Bronx	Formalized Training
Substantiated (Formalized Training)	A	Stop	44	Bronx	Formalized Training
Substantiated (Command Discipline B)	A	Premises entered and/or searched	46	Bronx	Command Discipline A
Substantiated (Command Discipline B)	A	Premises entered and/or searched	46	Bronx	Command Discipline A
Substantiated (Command Discipline B)	A	Premises entered and/or searched	46	Bronx	Command Discipline A
Substantiated (Formalized Training)	A	Strip-searched	48	Bronx	Formalized Training
Substantiated (Formalized Training)	A	Threat of arrest	48	Bronx	Formalized Training
Substantiated (Formalized Training)	A	Stop	48	Bronx	Formalized Training
Substantiated (Command Lvl Instructions)	A	Stop	52	Bronx	Formalized Training
Substantiated (Command Lvl Instructions)	A	Stop	52	Bronx	Formalized Training
Substantiated (Command Lvl Instructions)	A	Stop	52	Bronx	Formalized Training

Board Disposition	FADO Type	Allegation	Precinct	Borough	NYPD Discipline
Substantiated (Formalized Training)	A	Threat of arrest	60	Brooklyn	Formalized Training
Substantiated (Command Discipline B)	A	Retaliatory summons	60	Brooklyn	Command Discipline B
Substantiated (Formalized Training)	A	Other	60	Brooklyn	Formalized Training
Substantiated (Formalized Training)	D	Action	60	Brooklyn	No Discipline
Substantiated (Formalized Training)	A	Search (of person)	60	Brooklyn	Formalized Training
Substantiated (Command Discipline B)	A	Stop	60	Brooklyn	Command Discipline B
Substantiated (Formalized Training)	A	Stop	60	Brooklyn	Formalized Training
Substantiated (Formalized Training)	A	Premises entered and/or searched	62	Brooklyn	Formalized Training
Substantiated (Command Discipline A)	A	Threat of force (verbal or physical)	69	Brooklyn	Command Discipline A
Substantiated (Command Discipline A)	D	Word	69	Brooklyn	Command Discipline A
Substantiated (Command Discipline A)	A	Vehicle search	73	Brooklyn	Command Discipline A
Substantiated (Command Discipline A)	A	Refusal to provide name/shield number	73	Brooklyn	Command Discipline A
Substantiated (Command Discipline A)	A	Refusal to provide name/shield number	73	Brooklyn	Command Discipline A
Substantiated (Formalized Training)	A	Refusal to provide name/shield number	81	Brooklyn	Instructions
Substantiated (Formalized Training)	A	Refusal to provide name/shield number	81	Brooklyn	Instructions
Substantiated (Command Discipline B)	F	Physical force	88	Brooklyn	Forfeit vacation
Substantiated (Formalized Training)	A	Threat of force (verbal or physical)	88	Brooklyn	Forfeit vacation
Substantiated (Formalized Training)	D	Word	88	Brooklyn	Forfeit vacation
Substantiated (Formalized Training)	A	Stop	94	Brooklyn	Instructions
Substantiated (Command Discipline A)	D	Word	102	Queens	Instructions
Substantiated (Command Discipline A)	F	Physical force	105	Queens	Command Discipline A
Substantiated (Command Discipline A)	A	Premises entered and/or searched	105	Queens	Instructions
Substantiated (Command Discipline A)	A	Premises entered and/or searched	105	Queens	Instructions
Substantiated (Command Discipline A)	A	Threat of force (verbal or physical)	105	Queens	Command Discipline A
Substantiated (Command Discipline A)	A	Other	105	Queens	Instructions
Substantiated (Formalized Training)	A	Frisk	105	Queens	No Discipline
Substantiated (Formalized Training)	A	Frisk	105	Queens	Formalized Training
Substantiated (Formalized Training)	A	Stop	105	Queens	No Discipline
Substantiated (Command Discipline A)	A	Question	105	Queens	Instructions
Substantiated (Command Discipline A)	A	Interference with recording	105	Queens	Formalized Training
Substantiated (Command Discipline A)	A	Threat of arrest	106	Queens	No Discipline

Board Disposition	FADO Type	Allegation	Precinct	Borough	NYPD Discipline
Substantiated (Formalized Training)	A	Vehicle stop	113	Queens	Formalized Training
Substantiated (Command Discipline B)	A	Premises entered and/or searched	113	Queens	No Discipline
Substantiated (Formalized Training)	A	Retaliatory summons	113	Queens	Formalized Training
Substantiated (Command Discipline B)	F	Physical force	114	Queens	Command Discipline B
Substantiated (Command Discipline A)	F	Physical force	114	Queens	Command Discipline A
Substantiated (Command Discipline B)	A	Retaliatory summons	114	Queens	Command Discipline B
Substantiated (Command Discipline A)	D	Word	114	Queens	Command Discipline A
Substantiated (Command Discipline B)	D	Action	114	Queens	Command Discipline B
Substantiated (Formalized Training)	E	Gender	120	Staten Island	Instructions

Figure 50: NYPD Discipline Imposed for Allegations - APU Adjudicated Cases (May 2017)

Board Disposition	FADO Type	Allegation	Precinct	Borough	NYPD Discipline
Substantiated (Charges)	F	Physical force	6	Manhattan	No Discipline
Substantiated (Charges)	A	Retaliatory summons	32	Manhattan	Forfeit vacation 10 day(s)
Substantiated (Charges)	D	Word	32	Manhattan	Forfeit vacation 10 day(s)
Substantiated (Charges)	F	Physical force	41	Bronx	No Discipline
Substantiated (Charges)	A	Premises entered and/or searched	48	Bronx	No Discipline
Substantiated (Charges)	A	Premises entered and/or searched	48	Bronx	No Discipline
Substantiated (Charges)	A	Property damaged	48	Bronx	No Discipline
Substantiated (Charges)	A	Premises entered and/or searched	81	Brooklyn	Forfeit vacation 5 day(s)
Substantiated (Charges)	A	Frisk	81	Brooklyn	Forfeit vacation 5 day(s)
Substantiated (Charges)	A	Stop	81	Brooklyn	Forfeit vacation 5 day(s)
Substantiated (Charges)	A	Stop	81	Brooklyn	Forfeit vacation 1 day(s)
Substantiated (Charges)	A	Threat of arrest	83	Brooklyn	Forfeit vacation 2 day(s)
Substantiated (Charges)	A	Retaliatory summons	83	Brooklyn	Forfeit vacation 2 day(s)
Substantiated (Charges)	A	Other	83	Brooklyn	Forfeit vacation 2 day(s)
Substantiated (Charges)	D	Word	83	Brooklyn	Forfeit vacation 2 day(s)
Substantiated (Charges)	F	Pepper spray	109	Queens	No Discipline
Substantiated (Charges)	F	Physical force	109	Queens	No Discipline

Appendix

Over the years, the CCRB has made many types of data publicly available. In reorganizing the Monthly Report, we do not intend to remove any valuable information from the public domain. However, the Agency believes that some information is essential to place in the main body of the Monthly Report, while more granular charts and figures are better suited to the Appendix. We welcome you to contact the CCRB at www.nyc.gov or 212-912-7235 if you are having difficulty finding information on CCRB data that was formerly available.

Figure 51: CCRB Open Docket - Age of CCRB Cases Based On Incident Date

	May 2017		April 2017		Change	% Change
	Count	% of Total	Count	% of Total		
Cases 0-4 Months	920	83.0%	892	81.0%	28	3.1%
Cases 5-7 Months	125	11.3%	146	13.3%	-21	-14.4%
Cases 8 Months	13	1.2%	15	1.4%	-2	-13.3%
Cases 9 Months	7	0.6%	7	0.6%	0	0.0%
Cases 10 Months	6	0.5%	6	0.5%	0	0.0%
Cases 11 Months	6	0.5%	5	0.5%	1	20.0%
Cases 12 Months	3	0.3%	6	0.5%	-3	-50.0%
Cases 13 Months	4	0.4%	5	0.5%	-1	-20.0%
Cases 14 Months	5	0.5%	1	0.1%	4	400.0%
Cases 15 Months	2	0.2%	3	0.3%	-1	-33.3%
Cases 16 Months	3	0.3%	1	0.1%	2	200.0%
Cases 17 Months	1	0.1%	3	0.3%	-2	-66.7%
Cases 18 Months	3	0.3%	2	0.2%	1	50.0%
Cases Over 18 Months	10	0.9%	9	0.8%	1	11.1%
NA	0	0.0%	0	0.0%	0	NA
Total	1108	100.0%	1101	100.0%	7	0.6%

Figure 52: CCRB Open Docket - Age of CCRB Cases Based On CCRB Received Date

	May 2017		April 2017		Change	% Change
	Count	% of Total	Count	% of Total		
Cases 0-4 Months	992	89.5%	969	88.0%	23	2.4%
Cases 5-7 Months	86	7.8%	102	9.3%	-16	-15.7%
Cases 8 Months	8	0.7%	9	0.8%	-1	-11.1%
Cases 9 Months	5	0.5%	2	0.2%	3	150.0%
Cases 10 Months	1	0.1%	3	0.3%	-2	-66.7%
Cases 11 Months	2	0.2%	2	0.2%	0	0.0%
Cases 12 Months	1	0.1%	2	0.2%	-1	-50.0%
Cases 13 Months	2	0.2%	1	0.1%	1	100.0%
Cases 14 Months	0	0.0%	1	0.1%	-1	NA
Cases 15 Months	1	0.1%	0	0.0%	1	NA
Cases 16 Months	0	0.0%	2	0.2%	-2	NA
Cases 17 Months	2	0.2%	0	0.0%	2	NA
Cases 18 Months	0	0.0%	1	0.1%	-1	NA
Cases Over 18 Months	8	0.7%	7	0.6%	1	14.3%
NA	0	0.0%	0	0.0%	0	NA
Total	1108	100.0%	1101	100.0%	7	0.6%

Figure 53: CCRB Investigations Docket - Age of CCRB Cases Based On Incident Date

	May 2017		April 2017		Change	% Change
	Count	% of Total	Count	% of Total		
Cases 0-4 Months	622	89.6%	616	90.7%	6	1.0%
Cases 5-7 Months	37	5.3%	30	4.4%	7	23.3%
Cases 8 Months	4	0.6%	6	0.9%	-2	-33.3%
Cases 9 Months	3	0.4%	3	0.4%	0	0.0%
Cases 10 Months	5	0.7%	2	0.3%	3	150.0%
Cases 11 Months	3	0.4%	1	0.1%	2	200.0%
Cases 12 Months	2	0.3%	3	0.4%	-1	-33.3%
Cases 13 Months	1	0.1%	3	0.4%	-2	-66.7%
Cases 14 Months	3	0.4%	1	0.1%	2	200.0%
Cases 15 Months	2	0.3%	1	0.1%	1	100.0%
Cases 16 Months	2	0.3%	1	0.1%	1	100.0%
Cases 17 Months	1	0.1%	3	0.4%	-2	-66.7%
Cases 18 Months	1	0.1%	2	0.3%	-1	-50.0%
Cases Over 18 Months	8	1.2%	7	1.0%	1	14.3%
NA	0	0.0%	0	0.0%	0	NA
Total	694	100.0%	679	100.0%	15	2.2%

Figure 54: CCRB DA Hold Docket - Age of CCRB Cases Based On Incident Date

	May 2017	
	Count	% of Total
Cases 0-4 Months	5	35.7%
Cases 5-7 Months	4	28.6%
Cases 8 Months	0	0.0%
Cases 9 Months	1	7.1%
Cases 10 Months	1	7.1%
Cases 11 Months	0	0.0%
Cases 12 Months	0	0.0%
Cases 13 Months	0	0.0%
Cases 14 Months	0	0.0%
Cases 15 Months	0	0.0%
Cases 16 Months	0	0.0%
Cases 17 Months	0	0.0%
Cases 18 Months	0	0.0%
Cases Over 18 Months	3	21.4%
NA	0	0.0%
Total	14	100.0%

Figure 55: Disposition of Force Allegations (YTD 2017)

Force Allegation	Substantiated		Exonerated		Unsubstantiated		Unfounded		Officer Unidentified		Miscellaneous	
	Count	%	Count	%	Count	%	Count	%	Count	%	Count	%
Gun Pointed	3	7.1%	18	42.9%	10	23.8%	3	7.1%	8	19%	0	0%
Gun fired	0	0.0%	0	0.0%	0	0.0%	0	0.0%	0	0.0%	0	0.0%
Nightstick as club (incl asp & baton)	2	20%	2	20%	1	10%	1	10%	4	40%	0	0%
Gun as club	1	25%	0	0%	0	0%	1	25%	2	50%	0	0%
Radio as club	0	0%	0	0%	1	100%	0	0%	0	0%	0	0%
Flashlight as club	0	0.0%	0	0.0%	0	0.0%	0	0.0%	0	0.0%	0	0.0%
Police shield	0	0%	0	0%	3	100%	0	0%	0	0%	0	0%
Vehicle	1	25%	1	25%	2	50%	0	0%	0	0%	0	0%
Other blunt instrument as a club	0	0%	0	0%	0	0%	3	75%	1	25%	0	0%
Hit against inanimate object	0	0%	1	6.2%	11	68.8%	2	12.5%	2	12.5%	0	0%
Chokehold	4	14.3%	0	0%	13	46.4%	8	28.6%	3	10.7%	0	0%
Pepper spray	1	8.3%	5	41.7%	1	8.3%	1	8.3%	4	33.3%	0	0%
Physical force	17	4.2%	165	40.5%	127	31.2%	60	14.7%	37	9.1%	1	0.2%
Handcuffs too tight	0	0%	0	0%	2	50%	2	50%	0	0%	0	0%
Nonlethal restraining device	0	0%	8	80%	1	10%	1	10%	0	0%	0	0%
Animal	0	0.0%	0	0.0%	0	0.0%	0	0.0%	0	0.0%	0	0.0%
Other	4	9.8%	4	9.8%	23	56.1%	4	9.8%	6	14.6%	0	0%
Total	33	5.6%	204	34.8%	195	33.3%	86	14.7%	67	11.4%	1	0.2%

Figure 56: Disposition of Abuse of Authority Allegations (YTD 2017)

Abuse of Authority Allegation	Substantiated		Exonerated		Unsubstantiated		Unfounded		Officer Unidentified		Miscellaneous	
	Count	%	Count	%	Count	%	Count	%	Count	%	Count	%
Gun Drawn	1	6.7%	7	46.7%	3	20%	0	0%	4	26.7%	0	0%
Strip-searched	3	12%	3	12%	10	40%	4	16%	5	20%	0	0%
Vehicle stop	7	8.5%	34	41.5%	32	39%	0	0%	9	11%	0	0%
Vehicle search	9	10.7%	29	34.5%	32	38.1%	3	3.6%	11	13.1%	0	0%
Premises entered and/or searched	25	10.6%	153	65.1%	38	16.2%	4	1.7%	15	6.4%	0	0%
Threat of summons	0	0%	6	54.5%	3	27.3%	0	0%	2	18.2%	0	0%
Threat of arrest	8	7%	46	40.4%	47	41.2%	4	3.5%	9	7.9%	0	0%
Threat to notify ACS	0	0%	1	20%	3	60%	0	0%	1	20%	0	0%
Threat of force (verbal or physical)	7	9.7%	14	19.4%	32	44.4%	7	9.7%	12	16.7%	0	0%
Threat to damage/seize property	1	5.9%	4	23.5%	7	41.2%	1	5.9%	4	23.5%	0	0%
Property damaged	2	5.9%	9	26.5%	11	32.4%	0	0%	12	35.3%	0	0%
Refusal to process civilian complaint	9	36%	0	0%	12	48%	0	0%	4	16%	0	0%
Refusal to provide name/shield number	14	11.8%	0	0%	72	60.5%	20	16.8%	13	10.9%	0	0%
Retaliatory arrest	5	83.3%	0	0%	1	16.7%	0	0%	0	0%	0	0%
Retaliatory summons	7	100%	0	0%	0	0%	0	0%	0	0%	0	0%
Refusal to obtain medical treatment	1	2.2%	0	0%	27	60%	12	26.7%	5	11.1%	0	0%
Improper dissemination of medical info	0	0.0%	0	0.0%	0	0.0%	0	0.0%	0	0.0%	0	0.0%
Other	17	43.6%	18	46.2%	0	0%	0	0%	4	10.3%	0	0%
Seizure of property	1	8.3%	6	50%	4	33.3%	0	0%	1	8.3%	0	0%
Failure to show search warrant	2	18.2%	0	0%	7	63.6%	1	9.1%	1	9.1%	0	0%
Frisk	25	34.7%	14	19.4%	18	25%	1	1.4%	14	19.4%	0	0%
Search (of person)	23	26.1%	18	20.5%	29	33%	1	1.1%	17	19.3%	0	0%
Stop	24	18%	70	52.6%	24	18%	0	0%	15	11.3%	0	0%
Question	4	16%	7	28%	6	24%	0	0%	8	32%	0	0%
Refusal to show arrest warrant	0	0%	0	0%	0	0%	0	0%	1	100%	0	0%
Interference with recording	1	4.8%	2	9.5%	10	47.6%	5	23.8%	3	14.3%	0	0%
Search of recording device	0	0%	0	0%	5	83.3%	0	0%	1	16.7%	0	0%
Electronic device information deletion	0	0%	0	0%	2	50%	1	25%	1	25%	0	0%

Total	196	15%	441	33.7%	435	33.3%	64	4.9%	172	13.1%	0	0%
--------------	-----	-----	-----	-------	-----	-------	----	------	-----	-------	---	----

Figure 57: Disposition of Discourtesy Allegations (YTD 2017)

Discourtesy Allegation	Substantiated		Exonerated		Unsubstantiated		Unfounded		Officer Unidentified		Miscellaneous	
	Count	%	Count	%	Count	%	Count	%	Count	%	Count	%
Word	26	8.2%	11	3.5%	203	63.8%	31	9.7%	47	14.8%	0	0%
Gesture	0	0%	0	0%	8	80%	1	10%	1	10%	0	0%
Demeanor/tone	1	100%	0	0%	0	0%	0	0%	0	0%	0	0%
Action	2	7.1%	0	0%	19	67.9%	4	14.3%	3	10.7%	0	0%
Other	0	0.0%	0	0.0%	0	0.0%	0	0.0%	0	0.0%	0	0.0%
Total	29	8.1%	11	3.1%	230	64.4%	36	10.1%	51	14.3%	0	0%

Figure 58: Disposition of Offensive Language Allegations (YTD 2017)

Offensive Language Allegation	Substantiated		Exonerated		Unsubstantiated		Unfounded		Officer Unidentified		Miscellaneous	
	Count	%	Count	%	Count	%	Count	%	Count	%	Count	%
Race	1	3.6%	0	0%	15	53.6%	8	28.6%	4	14.3%	0	0%
Ethnicity	1	7.1%	0	0%	8	57.1%	1	7.1%	4	28.6%	0	0%
Religion	0	0%	0	0%	1	100%	0	0%	0	0%	0	0%
Gender	1	8.3%	0	0%	5	41.7%	2	16.7%	4	33.3%	0	0%
Sexual orientation	0	0%	0	0%	7	87.5%	1	12.5%	0	0%	0	0%
Physical disability	0	0%	0	0%	2	100%	0	0%	0	0%	0	0%
Other	3	30%	0	0%	4	40%	1	10%	2	20%	0	0%
Total	6	8%	0	0%	42	56%	13	17.3%	14	18.7%	0	0%

Figure 59: Administrative Prosecutions Unit Open Docket (May 2017)

Case Stage	Cases	Percent
Charges served, Conference Date Requested	0	0%
Awaiting filing of charges	2	4%
Charges filed, awaiting service	8	17%
Charges served, CORD/SoEH/DCS pending	6	13%
Calendered for court appearance	6	13%
Case Off Calendar - Subsequent Appearance Pending	3	7%
Trial scheduled	5	11%
Trial commenced	1	2%
Plea agreed - paperwork pending	15	33%
Total	46	100%

CORD is the CO's Report on MOS facing discipline.
 SoEH is the Summary of Employment History.
 DCS is the Disciplinary Cover Sheet.

Figure 60: Administrative Prosecutions Unit Cases Awaiting Final Disposition (May 2017)

Case Stage	Cases	Percent
Disposition modified, awaiting final disp.	3	4%
Plea filed - awaiting approval by PC	32	40%
Verdict rendered - awaiting approval by PC	26	32%
Verdict rendered - Fogel response due	9	11%
Trial completed, awaiting verdict	11	14%
Total	81	100%

A Fogel response is a letter to the Trial Commissioner with comments from the CCRB on the Trial Commissioner's report and recommendation.

Figure 61: Officers With CCRB Complaints Closed in 2017 by Command

Patrol Services Bureau	Sustantiated MOS May 2017	Substantiated MOS YTD 2017	Total MOS May 2017	Total MOS YTD 2017
Patrol Borough Manhattan South Total	2	6	35	102
Patrol Borough Manhattan North Total	3	19	47	186
Patrol Borough Bronx Total	3	23	47	239
Patrol Borough Brooklyn South Total	2	8	43	169
Patrol Borough Brooklyn North Total	6	34	48	220
Patrol Borough Queens South Total	2	14	43	152
Patrol Borough Queens North Total	0	6	9	55
Patrol Borough Staten Island Total	0	2	19	78
Special Operations Division Total	1	2	3	24
Other Patrol Services Bureau Commands Total	0	0	0	0
Total	19	114	294	1225
Other Bureaus				
Traffic Control Division Total	0	3	4	18
Transit Bureau Total	0	0	11	64
Housing Bureau Total	6	21	36	107
Organized Crime Control Bureau Total	0	8	24	108
Detective Bureau Total	2	3	10	50
Other Bureaus Total	2	10	19	55
Total	10	45	104	402
Other Commands				
Deputy Commissioners and Miscellaneous Commands Total	0	0	5	13
Undetermined	0	0	1	11
Total	29	159	404	1651

Table shows MOS command as recorded at the time of complaint.

Figure 62A: Officers With CCRB Complaints Closed in 2017 by Command - Patrol Borough Manhattan South

Manhattan South	Sustantiated MOS May 2017	Substantiated MOS YTD 2017	Total MOS May 2017	Total MOS YTD 2017
001 Precinct	0	0	2	7
005 Precinct	0	0	6	7
006 Precinct	0	1	6	8
007 Precinct	1	1	3	9
009 Precinct	1	2	3	11
010 Precinct	0	0	0	9
013 Precinct	0	0	4	8
Midtown South Precinct	0	0	3	14
017 Precinct	0	0	2	6
Midtown North Precinct	0	1	5	18
Precincts Total	2	5	34	97
Patrol Borough Manhattan South Task Force	0	0	0	1
Patrol Borough Manhattan South HQ	0	1	1	4
Patrol Borough Manhattan South Anti-Crime Unit	0	0	0	0
Patrol Borough Manhattan South Total	2	6	35	102

Table shows MOS command as recorded at the time of complaint.

Figure 62B: Officers With CCRB Complaints Closed in 2017 by Command - Patrol Borough Manhattan North

Manhattan North	Sustantiated MOS May 2017	Substantiated MOS YTD 2017	Total MOS May 2017	Total MOS YTD 2017
019 Precinct	0	0	4	19
020 Precinct	0	2	1	11
023 Precinct	0	0	5	16
024 Precinct	0	3	1	13
025 Precinct	0	1	1	12
026 Precinct	0	0	5	5
Central Park Precinct	0	0	0	1
028 Precinct	0	0	3	19
030 Precinct	1	4	4	25
032 Precinct	1	7	9	26
033 Precinct	1	1	5	17
034 Precinct	0	1	5	16
Precincts Total	3	19	43	180
Patrol Borough Manhattan North Task Force	0	0	0	0
Patrol Borough Manhattan North HQ	0	0	0	1
Patrol Borough Manhattan North Anti-Crime Unit	0	0	4	5
Manhattan North Impact Response Team	0	0	0	0
Patrol Borough Manhattan North Total	3	19	47	186

Table shows MOS command as recorded at the time of complaint.

Figure 62C: Officers With CCRB Complaints Closed in 2017 by Command - Patrol Borough Bronx

Bronx	Sustantiated MOS May 2017	Substantiated MOS YTD 2017	Total MOS May 2017	Total MOS YTD 2017
040 Precinct	0	0	1	13
041 Precinct	0	2	0	19
042 Precinct	1	3	1	18
043 Precinct	0	0	2	12
044 Precinct	0	6	9	23
045 Precinct	0	3	4	15
046 Precinct	0	2	2	20
047 Precinct	0	3	7	44
048 Precinct	0	0	5	9
049 Precinct	0	1	7	11
050 Precinct	2	2	5	19
052 Precinct	0	0	4	32
Precincts Total	3	22	47	235
Patrol Borough Bronx Task Force	0	0	0	3
Patrol Borough Bronx HQ	0	1	0	1
Patrol Borough Bronx Anti-Crime Unit	0	0	0	0
Bronx Impact Response Team	0	0	0	0
Patrol Borough Bronx Total	3	23	47	239

Table shows MOS command as recorded at the time of complaint.

Figure 62D: Officers With CCRB Complaints Closed in 2017 by Command - Patrol Borough Brooklyn South

Brooklyn South	Sustantiated MOS May 2017	Substantiated MOS YTD 2017	Total MOS May 2017	Total MOS YTD 2017
060 Precinct	1	1	1	7
061 Precinct	0	0	2	11
062 Precinct	0	1	6	15
063 Precinct	0	0	0	5
066 Precinct	0	1	2	11
067 Precinct	1	2	10	30
068 Precinct	0	0	6	13
069 Precinct	0	0	5	14
070 Precinct	0	0	2	19
071 Precinct	0	2	6	19
072 Precinct	0	1	2	13
076 Precinct	0	0	0	5
078 Precinct	0	0	1	4
Precincts Total	2	8	43	166
Patrol Borough Brooklyn South Task Force	0	0	0	2
Patrol Borough Brooklyn South HQ	0	0	0	0
Patrol Borough Brooklyn South Anti-Crime Unit	0	0	0	1
Brooklyn South Impact Response Team	0	0	0	0
Patrol Borough Brooklyn South Total	2	8	43	169

Table shows MOS command as recorded at the time of complaint.

Figure 62E: Officers With CCRB Complaints Closed in 2017 by Command - Patrol Borough Brooklyn North

Brooklyn North	Sustantiated MOS May 2017	Substantiated MOS YTD 2017	Total MOS May 2017	Total MOS YTD 2017
073 Precinct	0	4	2	25
075 Precinct	0	14	13	68
077 Precinct	0	1	8	14
079 Precinct	1	3	5	13
081 Precinct	1	2	2	23
083 Precinct	0	1	4	21
084 Precinct	2	2	6	8
088 Precinct	1	1	3	10
090 Precinct	0	2	0	22
094 Precinct	1	1	5	8
Precincts Total	6	31	48	212
Patrol Borough Brooklyn North Task Force	0	0	0	0
Patrol Borough Brooklyn North HQ	0	0	0	3
Patrol Borough Brooklyn North Anti-Crime Unit	0	3	0	5
Brooklyn North Impact Response Team	0	0	0	0
Patrol Borough Brooklyn North Total	6	34	48	220

Table shows MOS command as recorded at the time of complaint.

Figure 62F: Officers With CCRB Complaints Closed in 2017 by Command - Patrol Borough Queens South

Queens South	Sustantiated MOS May 2017	Sustantiated MOS YTD 2017	Total MOS May 2017	Total MOS YTD 2017
100 Precinct	1	2	6	19
101 Precinct	0	3	8	27
102 Precinct	0	0	2	10
103 Precinct	0	0	1	11
105 Precinct	0	2	4	20
106 Precinct	0	0	2	14
107 Precinct	1	2	8	13
113 Precinct	0	4	6	27
Precincts Total	2	13	37	141
Patrol Borough Queens South Task Force	0	0	3	6
Patrol Borough Queens South HQ	0	0	0	0
Patrol Borough Queens South Anti-Crime Unit	0	1	3	5
Queens South Impact Response Team	0	0	0	0
Patrol Borough Queens South Total	2	14	43	152

Table shows MOS command as recorded at the time of complaint.

Figure 62G: Officers With CCRB Complaints Closed in 2017 by Command - Patrol Borough Queens North

Queens North	Sustantiated MOS May 2017	Substantiated MOS YTD 2017	Total MOS May 2017	Total MOS YTD 2017
104 Precinct	0	0	1	3
108 Precinct	0	0	0	5
109 Precinct	0	1	0	2
110 Precinct	0	4	1	13
111 Precinct	0	0	4	8
112 Precinct	0	0	0	2
114 Precinct	0	1	0	13
115 Precinct	0	0	3	9
Precincts Total	0	6	9	55
Patrol Borough Queens North Task Force	0	0	0	0
Patrol Borough Queens North HQ	0	0	0	0
Patrol Borough Queens North Anti-Crime Unit	0	0	0	0
Patrol Borough Queens North Total	0	6	9	55

Table shows MOS command as recorded at the time of complaint.

Figure 62H: Officers With CCRB Complaints Closed in 2017 by Command - Patrol Borough Staten Island

Staten Island	Sustantiated MOS May 2017	Substantiated MOS YTD 2017	Total MOS May 2017	Total MOS YTD 2017
120 Precinct	0	0	9	30
122 Precinct	0	1	4	13
123 Precinct	0	1	0	6
121 Precinct	0	0	6	26
Precincts Total	0	2	19	75
Patrol Borough Staten Island Task Force	0	0	0	0
Patrol Borough Staten Island HQ	0	0	0	3
Patrol Borough Staten Island Anti-Crime Unit	0	0	0	0
Staten Island Housing Unit	0	0	0	0
Staten Island Court Section	0	0	0	0
Staten Island Impact Response Team	0	0	0	0
Patrol Borough Staten Island Total	0	2	19	78

Table shows MOS command as recorded at the time of complaint.

Figure 62I: Officers With CCRB Complaints Closed in 2017 by Command - Special Operations Division

Special Operations	Sustantiated MOS May 2017	Substantiated MOS YTD 2017	Total MOS May 2017	Total MOS YTD 2017
Emergency Services Unit and Squads 1-10	1	1	3	20
Harbor Unit	0	0	0	0
Aviation Unit	0	0	0	0
Canine Team	0	0	0	0
Mounted Unit	0	0	0	0
2 SOD Strategic Response Group	0	1	0	4
Special Operations Division Headquarters	0	0	0	0
Special Operations Division Total	1	2	3	24

Table shows MOS command as recorded at the time of complaint.

Figure 62J: Officers With CCRB Complaints Closed in 2017 by Command - Other Patrol Services Bureau Commands

Other Patrol Services Bureau Commands	Sustantiated MOS May 2017	Substantiated MOS YTD 2017	Total MOS May 2017	Total MOS YTD 2017
Chiefs Office	0	0	0	0
Special Operations Division Taxi Unit	0	0	0	0
Other Patrol Services Bureau Commands Total	0	0	0	0

Table shows MOS command as recorded at the time of complaint.

Figure 62K: Officers With CCRB Complaints Closed in 2017 by Command - Traffic Control Division

Traffic Control Division	Sustantiated MOS May 2017	Substantiated MOS YTD 2017	Total MOS May 2017	Total MOS YTD 2017
Traffic Control Division - Headquarters Command	0	0	0	0
Manhattan Traffic Task Force	0	0	0	1
Brooklyn Traffic Task Force	0	0	0	0
Bronx Traffic Task Force	0	0	0	0
Queens Traffic Task Force	0	0	0	0
Surface Transportation Enforcement Division (STED)	0	0	0	0
Bus Unit	0	0	1	1
Traffic Control Parking Enforcement District	0	0	0	0
Traffic Control Tow Units	0	0	0	0
Traffic Control Summons Enforcement	0	0	0	0
Traffic Command Intersection Control	0	0	0	0
Traffic Control Intelligence Unit	0	0	0	0
Highway District	0	0	0	0
Highway Unit #1	0	1	1	7
Highway Unit #2	0	1	1	5
Highway Unit #3	0	1	0	1
Highway Unit #4	0	0	0	0
Highway Unit #5	0	0	1	3
Highway Safety Enforcement Unit	0	0	0	0
Movie and TV Unit	0	0	0	0
Traffic Control Division Total	0	3	4	18

Table shows MOS command as recorded at the time of complaint.

Figure 62L: Officers With CCRB Complaints Closed in 2017 by Command - Transit Bureau

Transit Bureau	Sustantiated MOS May 2017	Substantiated MOS YTD 2017	Total MOS May 2017	Total MOS YTD 2017
Transit Bureau Headquarters	0	0	0	0
Transit Bureau Authority Liaison	0	0	0	0
Transit Bureau Inspections	0	0	0	0
Transit Bureau Spec. Invest. Unit	0	0	0	0
Transit Bureau Crime Analysis	0	0	0	0
Transit Bureau Patrol Operations	0	0	0	0
Transit Bureau Manhattan	0	0	0	0
Transit Bureau Bronx	0	0	0	0
Transit Bureau Queens	0	0	0	0
Transit Bureau Brooklyn	0	0	0	0
TB DT01	0	0	0	1
TB DT02	0	0	0	2
TB DT03	0	0	1	16
TB DT04	0	0	3	6
TB DT11	0	0	2	6
TB DT12	0	0	0	7
TB DT20	0	0	1	5
TB DT23	0	0	0	1
TB DT30	0	0	0	0
TB DT32	0	0	0	1
TB DT33	0	0	2	9
TB DT34	0	0	0	0
Transit Bureau Manhattan Task Force	0	0	0	3
Transit Bureau Bronx Task Force	0	0	0	0
Transit Bureau Queens Task Force	0	0	0	0
Transit Bureau Brooklyn Task Force	0	0	0	1
Transit Bureau Homeless Outreach Unit	0	0	0	1
Transit Division Canine Unit	0	0	0	0
Transit Bureau Vandal Unit	0	0	0	0
Transit Bureau Special Operations Unit	0	0	0	0
TB Anti-Terrorism	0	0	2	5
Transportation Bureau and Transit Other Commands	0	0	0	0
Transit Bureau Total	0	0	11	64

Table shows MOS command as recorded at the time of complaint.

Figure 62M: Officers With CCRB Complaints Closed in 2017 by Command - Housing Bureau

Housing Bureau	Sustantiated MOS May 2017	Substantiated MOS YTD 2017	Total MOS May 2017	Total MOS YTD 2017
Housing Bureau (Office of the Chief Command Center)	0	0	0	0
Housing Bureau Special Operations Section	0	0	0	0
PSA 1	2	2	4	5
PSA 2	0	0	5	13
PSA 3	0	3	7	20
PSA 4	0	0	1	5
PSA 5	0	3	3	19
PSA 6	0	3	6	14
PSA 7	4	7	5	18
PSA 8	0	1	2	3
PSA 9	0	0	3	7
Housing Bureau Brooklyn/Staten Island	0	0	0	0
Housing Bureau Manhattan	0	0	0	0
Housing Bureau Bronx/Queens	0	0	0	0
Housing Bureau Investigations	0	0	0	0
Housing Bureau Elevator Vandalism Unit	0	0	0	0
Housing Bureau Operations and Misc. Commands	0	0	0	0
Housing Bureau Total	6	21	36	107
Housing Borough Brooklyn Impact Response Team	0	1	0	2
Housing Borough Manhattan Impact Response Team	0	1	0	1
Housing Borough Bronx/Queens Impact Response Team	0	0	0	0
Housing Bureau Total	6	21	36	107

Table shows MOS command as recorded at the time of complaint.

Figure 62N: Officers With CCRB Complaints Closed in 2017 by Command - Organized Crime Control Bureau

Organized Crime Control Bureau	Sustantiated MOS May 2017	Substantiated MOS YTD 2017	Total MOS May 2017	Total MOS YTD 2017
Queens Narcotics	0	0	5	15
Manhattan North Narcotics	0	1	3	12
Manhattan South Narcotics	0	2	1	6
Bronx Narcotics	0	3	2	23
Staten Island Narcotics	0	1	0	4
Brooklyn North Narcotics	0	0	7	35
Brooklyn South Narcotics	0	1	4	10
Narcotics Headquarters	0	0	0	0
Auto Crime Division	0	0	2	2
Vice Enforcement Division	0	0	0	0
Drug Enforcement Task Force	0	0	0	0
Organized Crime Headquarters	0	0	0	1
Organized Crime Control Bureau Total	0	8	24	108

Table shows MOS command as recorded at the time of complaint.

Figure 620: Officers With CCRB Complaints Closed in 2017 by Command - Detective Bureau

Detective Bureau	Sustantiated MOS May 2017	Substantiated MOS YTD 2017	Total MOS May 2017	Total MOS YTD 2017
Detective Bureau Headquarters	0	0	0	0
Central Investigation and Resource Division	0	0	0	0
Special Investigations Division	0	0	0	0
Special Victims Division	0	0	0	0
Forensic Investigations Division	0	0	0	1
Fugitive Enforcement Division	0	0	0	0
Gang Division	0	0	0	4
Detective Borough Bronx	1	1	3	9
Detective Borough Manhattan	1	1	3	11
Detective Borough Brooklyn	0	1	2	15
Detective Borough Queens	0	0	2	8
Detective Borough Staten Island	0	0	0	0
DB Queens North Operations	0	0	0	2
DB Queens South Operations	0	0	0	0
Detective Bureau Total	2	3	10	50

Table shows MOS command as recorded at the time of complaint.

Figure 62P: Officers With CCRB Complaints Closed in 2017 by Command - Other Bureaus

Other Bureaus	Sustantiated MOS May 2017	Substantiate d MOS YTD 2017	Total MOS May 2017	Total MOS YTD 2017
Internal Affairs Bureau				
Internal Affairs Bureau	0	0	0	0
Criminal Justice Bureau				
Court Division	2	10	19	55
Court Bureau	0	0	0	0
Court LMSI	0	0	0	0
Court Unit	0	0	0	0
Criminal Justice Headquarters	0	0	0	0
Support Services Bureau				
Property Clerk Division	0	0	0	0
Fleet Services	0	0	0	0
Central Records Division	0	0	0	0
Personnel Bureau				
Applicant Processing Division	0	0	0	0
Health Services	0	0	0	0
Personnel Bureau Headquarters	0	0	0	0
Other Bureaus Total	2	10	19	55

Table shows MOS command as recorded at the time of complaint.

Figure 62Q: Officers With CCRB Complaints Closed in 2017 by Command - Deputy Commissioners and Miscellaneous Commands

Deputy Commissioners and Miscellaneous Commands	Sustantiated MOS May 2017	Sustantiated MOS YTD 2017	Total MOS May 2017	Total MOS YTD 2017
Deputy Commissioner Legal Matters - License Division	0	0	0	0
Deputy Commissioner Legal Matters - Legal Bureau	0	0	0	0
DC Training	0	0	0	0
Deputy Commissioner Training - Police Academy	0	0	0	0
Deputy Commissioner Training - Police Academy Training	0	0	1	1
Deputy Commissioner Training - In-service Training Section	0	0	0	1
Deputy Commissioner Management and Budget	0	0	0	0
Police Commissioner Office	0	0	0	1
Community Affairs Division	0	0	0	0
Chief of Community Affairs	0	0	0	0
Community Affairs Juvenile Section	0	0	0	0
School Safety Bronx/Manhattan	0	0	0	0
School Safety Queens/Brooklyn	0	0	1	1
Office of Equal Employment	0	0	0	0
Deputy Commissioner Operations	0	0	0	0
DC Operations Financial Mgmt.	0	0	0	0
Intelligence Division	0	0	3	8
Chief of Department	0	0	0	1
Department Advocate	0	0	0	0
Deputy Commissioner Public Information	0	0	0	0
Crime Prevention	0	0	0	0
First Deputy Commissioner	0	0	0	0
Office of Management, Analysis and Planning	0	0	0	0
Quality Assurance Division	0	0	0	0
Deputy Commissioner Counterterrorism	0	0	0	0
Chief of Department Evaluation Section	0	0	0	0
Deputy Commissioners and Miscellaneous Commands Total	0	0	5	13

Table shows MOS command as recorded at the time of complaint.