



BILL DE BLASIO
MAYOR

CIVILIAN COMPLAINT REVIEW BOARD
100 CHURCH STREET 10th FLOOR
NEW YORK, NEW YORK 10007 ♦ TELEPHONE (212) 912-7235
www.nyc.gov/ccrb

MAYA D. WILEY, ESQ.
CHAIR

Executive Director's Monthly Report
April 2017
(Statistics for March 2017)

Contents

| | |
|--|----|
| Executive Summary | 2 |
| Glossary | 3 |
| Complaints Received | 4 |
| CCRB Cases Received By Borough and Precinct | 5 |
| Allegations Received | 7 |
| CCRB Docket | 10 |
| Closed Cases | 12 |
| Resolving Cases | 12 |
| Dispositions / Case Abstracts | 13 |
| Dispositions - Full Investigations | 15 |
| Dispositions - All CCRB Cases | 16 |
| Dispositions - Allegations | 17 |
| Substantiation Rates | 19 |
| Substantiation Rates and Video | 19 |
| Board Discipline Recommendations for Substantiated Complaints | 20 |
| Board Discipline Recommendations for Substantiated Allegations | 22 |
| Truncations | 24 |
| Mediation Unit | 25 |
| Administrative Prosecution Unit | 27 |
| NYPD Discipline | 28 |
| Appendix | 34 |

Executive Summary

The Civilian Complaint Review Board (“CCRB”) is an independent municipal Agency that investigates complaints of NYPD misconduct. Every month, the CCRB prepares an Executive Director report for its public meeting. In general, investigations are being conducted more efficiently than at any period in the Agency’s history. The raw number of substantiations and percentage of cases being substantiated are at historic levels. Video evidence is playing a crucial role in the outcome of cases. Data for March 2017 included the following highlights:

- 1) The CCRB continues to close its cases more efficiently. Of the cases that remain in the CCRB active docket, 90% have been open for four months or less, and 98% have been open for seven months or less (page 10). In March, the CCRB opened 403 new cases (page 4), and currently has a docket of 978 cases (page 11).
- 2) The CCRB substantiated allegations in 30% of its fully investigated cases (page 19).
- 3) The CCRB fully investigated 14% of the cases it closed in March (page 12) and resolved (fully investigated, mediated or mediation attempted) 24% of the cases it closed in March (page 12). The Agency's truncation rate is 75% (page 12). This is primarily driven by complainant/victim/witness uncooperative.
- 4) For March, investigations using video evidence resulted in substantiated allegations in 43% of cases - compared to 24% of substantiated cases in which video was not available (page 19).
- 5) The Monthly Report includes a breakdown of complaints and substantiations by NYPD precinct and borough of occurrence (pages 5-6).
- 6) In March the PC finalized penalty decisions against 15 officers: 6 were guilty verdicts won by the APU (page 28). The APU has conducted trials against 14 respondent officers year to date, and trials against 7 respondent officers in March. The CCRB's Administrative Prosecution Unit (APU) prosecutes the most serious allegations of misconduct.

Finally, the Monthly Report contains a Table of Contents, Glossary, and Appendix, all meant to assist readers in navigating this report. The CCRB is committed to producing monthly reports that are valuable to the public, and welcome feedback on how to make our data more accessible.

Glossary

In this glossary we have included a list of terms that regularly appear in our reports.

Allegation: An allegation is a specific act of misconduct. The same “complaint” can have multiple allegations – excessive force and discourteous language, for example. Each allegation is reviewed separately during an investigation.

APU: The Administrative Prosecution Unit is the division of the CCRB that has prosecuted “charges” cases since April 2013, after the signing of a 2012 Memorandum of Understanding between the CCRB and NYPD.

Board Panel: The “Board” of the CCRB has 13 members appointed by the mayor. Of the 13 members, five are chosen by the Mayor, five are chosen by the City Council, and three are chosen by the Police Commissioner. Following a completed investigation by the CCRB staff, three Board members, sitting as a Board Panel, will make a finding on whether misconduct occurred and will make a recommendation on what level of penalty should follow.

Case/Complaint: For the purposes of CCRB data, a “case” or “complaint” is defined as any incident within the Agency’s jurisdiction, brought to resolution by the CCRB. Cases/Complaints thus include truncations, fully investigated or ongoing cases, mediations, and completed investigations pending Board Panel review.

Disposition: The Board’s finding as to the outcome of a case (i.e. if misconduct occurred).

FADO: Under the City Charter, the CCRB has jurisdiction to investigate the following categories of police misconduct: Force, Abuse of Authority, Discourtesy, and Offensive Language, collectively known as “FADO”.

Intake: CCRB’s Intake team initially handles complaints from the public. Intake takes complaints that come via live phone calls, voicemails, an online complaint form, or in-person.

Investigation: CCRB investigators gather evidence and interview witnesses to prepare reports on misconduct allegations. An investigation ends when a closing report is prepared detailing the evidence and a legal analysis, and the case is given to the Board for disposition.

Mediation: A complainant may mediate his or her case with the subject officer, in lieu of an investigation, with the CCRB providing a neutral, third-party mediator.

Truncation: If a case is not fully investigated due to the victim’s lack of interest or availability, the case is closed and is considered “truncated.”

Complaints Received

The CCRB's Intake team processes misconduct complaints from the public and referrals from the NYPD. Under the New York City Charter, the CCRB's jurisdiction is limited to allegations of misconduct related to Force, Abuse of Authority, Discourtesy and Offensive Language. All other complaints are referred to the appropriate agency. Figure 1 refers to all complaints that the CCRB receives and Figures 2 and 3 refer to new cases that remain with the Agency. In March 2017, the CCRB initiated 403 new complaints.

Figure 1: Total Intake by Month (January 2016 - March 2017)

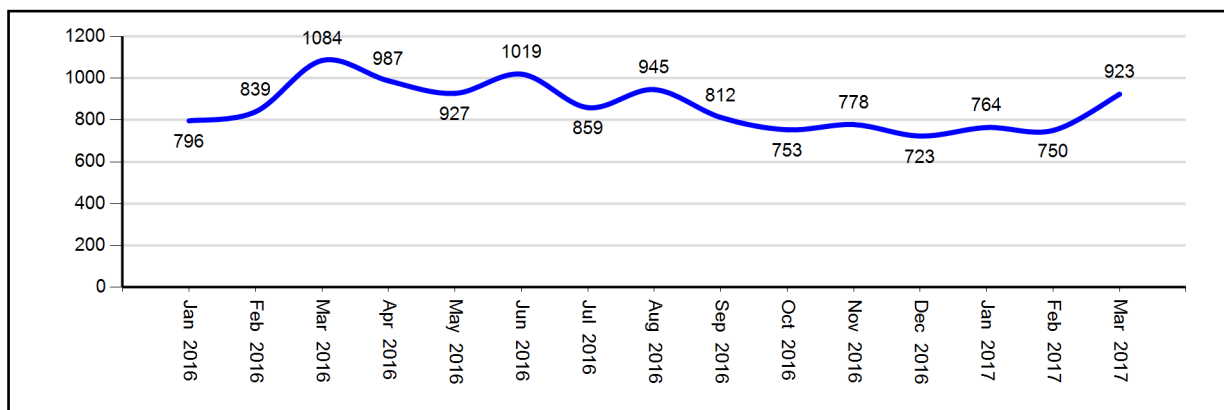


Figure 2: New CCRB Complaints by Month (January 2016 - March 2017)

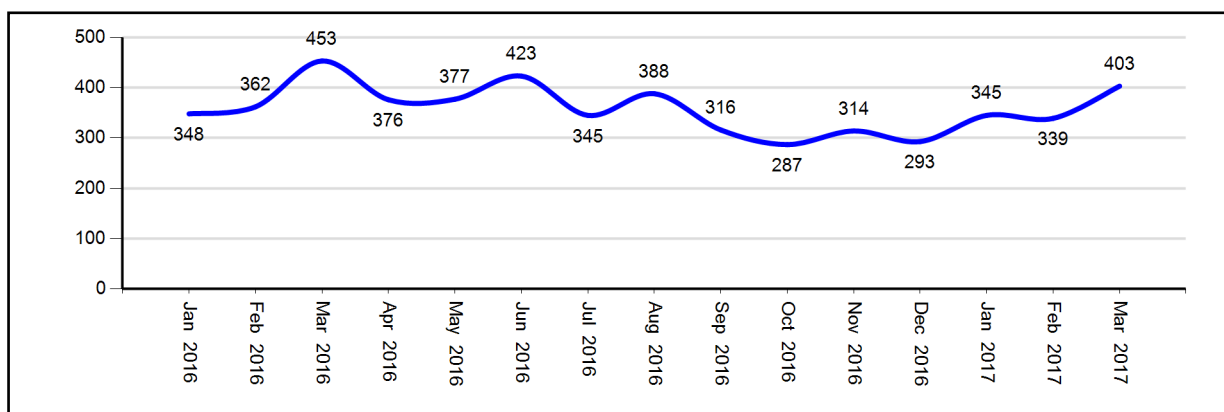
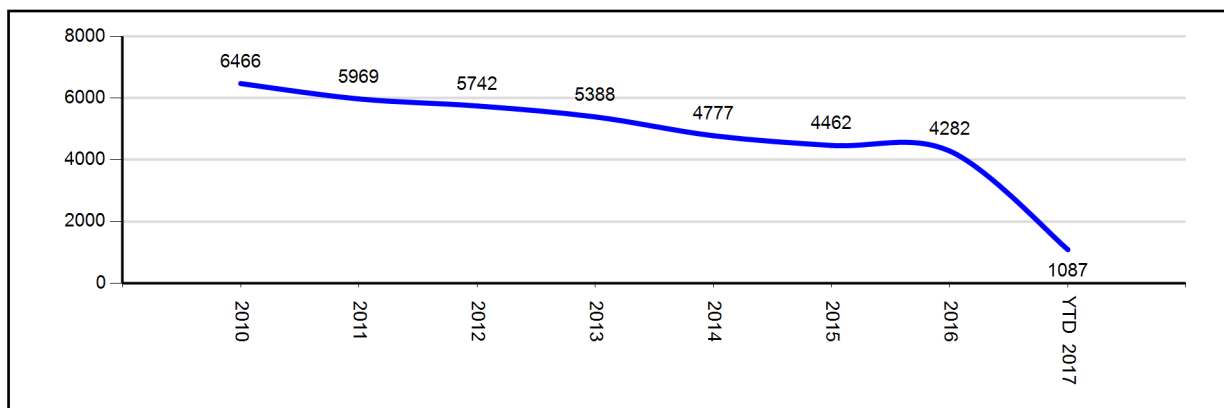


Figure 3: New CCRB Complaints by Year (2010 - YTD 2017)



CCRB Cases Received by Borough and Precinct

Of the five boroughs, the largest number of misconduct complaints stemmed from incidents occurring in Brooklyn, followed by Manhattan. A leading 14 incidents took place in the 40th Precinct.

Figure 4: CCRB Complaints Received By Borough of Occurrence (March 2017)

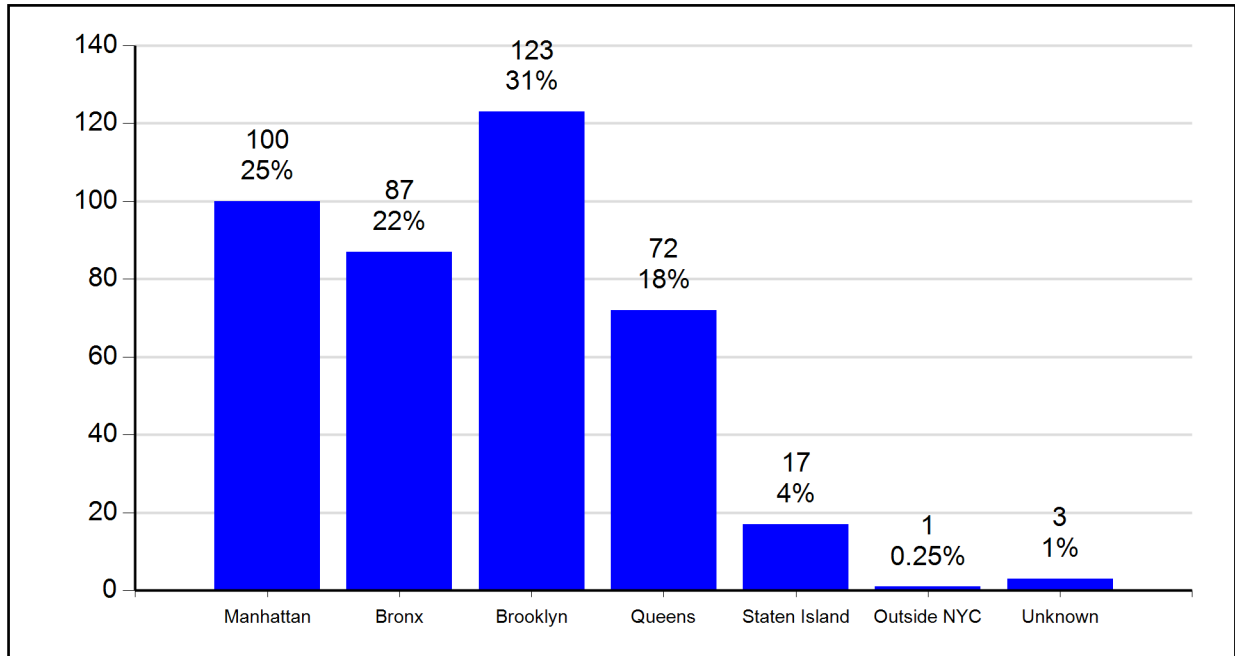


Figure 5: CCRB Complaints Received By Borough of Occurrence (YTD 2017)

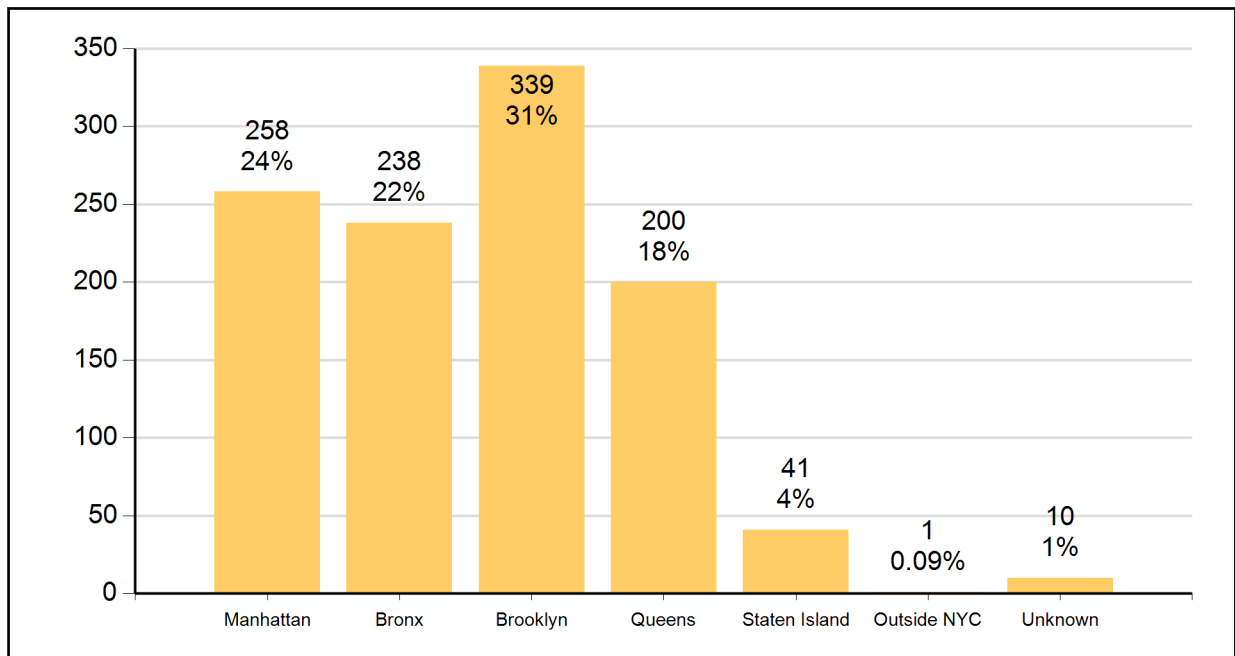


Figure 6: CCRB Complaints Received By Precinct of Occurrence (March 2017)

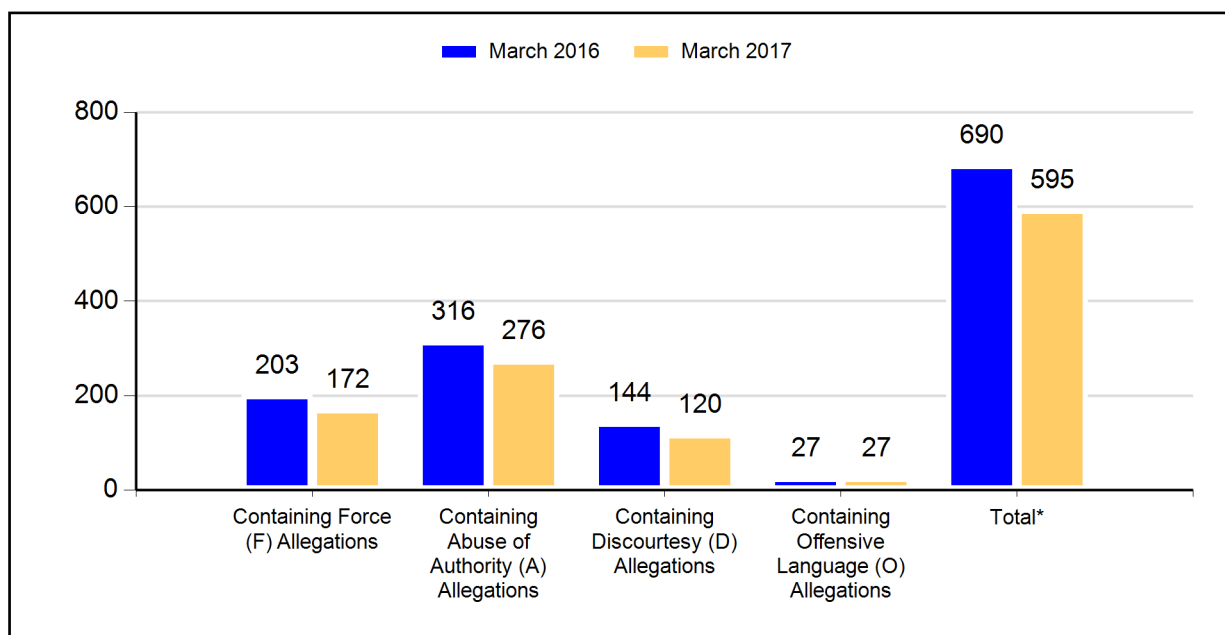
| NYPD Precinct of Occurrence* | Number of Complaints | NYPD Precinct of Occurrence* | Number of Complaints |
|------------------------------|----------------------|------------------------------|----------------------|
| 1 | 3 | 67 | 10 |
| 5 | 4 | 68 | 5 |
| 6 | 4 | 69 | 4 |
| 7 | 2 | 70 | 5 |
| 9 | 5 | 71 | 6 |
| 10 | 5 | 72 | 2 |
| 13 | 6 | 73 | 10 |
| 14 | 5 | 75 | 13 |
| 17 | 1 | 76 | 2 |
| 18 | 8 | 77 | 7 |
| 19 | 9 | 79 | 5 |
| 20 | 2 | 81 | 7 |
| 23 | 13 | 83 | 7 |
| 24 | 1 | 84 | 8 |
| 25 | 8 | 88 | 7 |
| 26 | 3 | 90 | 2 |
| 28 | 4 | 94 | 2 |
| 30 | 2 | 100 | 2 |
| 32 | 6 | 101 | 6 |
| 33 | 2 | 102 | 7 |
| 34 | 5 | 103 | 10 |
| 40 | 14 | 104 | 1 |
| 41 | 5 | 105 | 6 |
| 42 | 9 | 106 | 1 |
| 43 | 6 | 107 | 7 |
| 44 | 7 | 108 | 7 |
| 45 | 1 | 109 | 2 |
| 46 | 11 | 110 | 4 |
| 47 | 10 | 112 | 2 |
| 48 | 6 | 113 | 4 |
| 49 | 2 | 114 | 9 |
| 50 | 5 | 115 | 1 |
| 52 | 9 | 120 | 6 |
| 60 | 8 | 121 | 3 |
| 61 | 2 | 122 | 2 |
| 62 | 5 | 123 | 4 |
| 63 | 4 | Unknown | 10 |
| 66 | 3 | | |

*These figures track where an incident occurred, not necessarily the Command of the officer. For example, a complaint filed against officers assigned to a Narcotics unit working in East New York would be counted as occurring in the 75th Precinct.

Allegations Received

As described in the previous section, the CCRB has jurisdiction over four categories of NYPD misconduct. In comparing March 2016 to March 2017, the number of complaints containing an allegation of Force are down, Abuse of Authority are down, Discourtesy are down and Offensive Language are unchanged. Figures for the year to date comparison show that in 2017 complaints containing an allegation of Force are down, Abuse of Authority are down, Discourtesy are down and Offensive Language are up.

Figure 7: CCRB Complaints Received By Type of Allegation (March 2016 vs. March 2017)



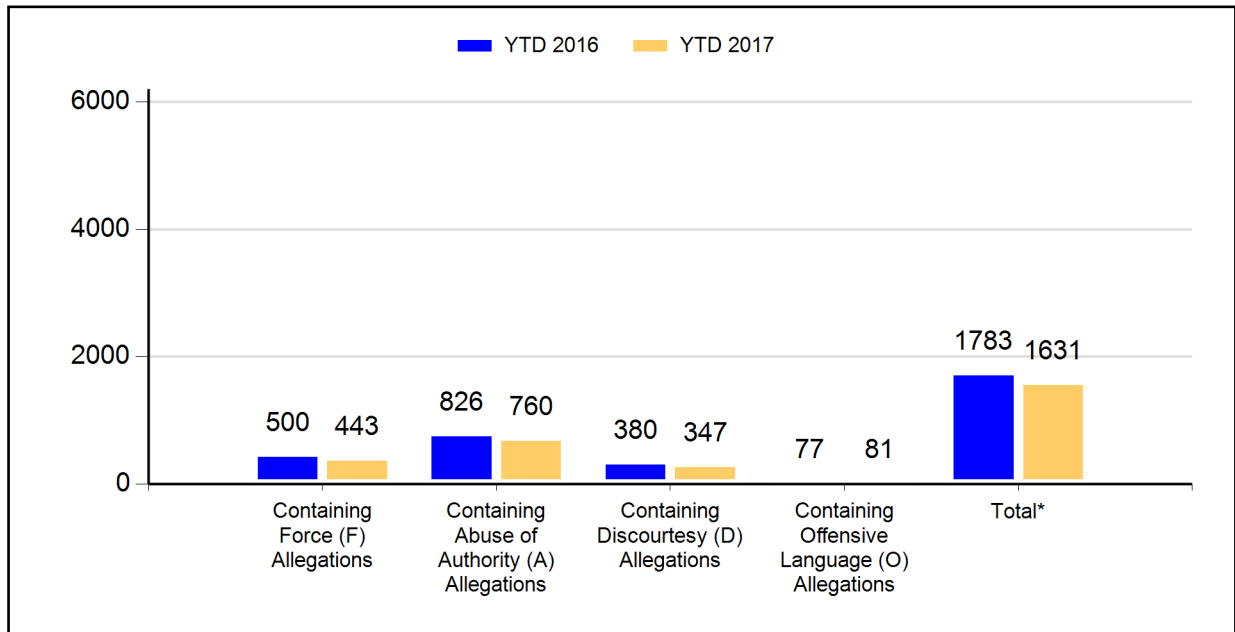
*This is the total of distinct FADO allegation types in complaints received.

Figure 8: CCRB Complaints Received By Type of Allegation (% of Complaints)

| | March 2016 | | March 2017 | | Change | % Change |
|------------------------|------------|-----------------------|------------|-----------------------|--------|----------|
| | Count | % of Total Complaints | Count | % of Total Complaints | | |
| Force (F) | 203 | 45% | 172 | 43% | -31 | -15% |
| Abuse of Authority (A) | 316 | 70% | 276 | 68% | -40 | -13% |
| Discourtesy (D) | 144 | 32% | 120 | 30% | -24 | -17% |
| Offensive Language (O) | 27 | 6% | 27 | 7% | 0 | 0% |
| Total FADO Allegations | 690 | | 595 | | -95 | -14% |
| Total Complaints | 453 | | 403 | | -50 | -11% |

Note: the number of allegations in recently received complaints typically grows somewhat as the complaints are investigated.

Figure 9: CCRB Complaints Received By Type of Allegation (YTD 2016 vs. YTD 2017)



*This is the total of distinct FADO allegation types in complaints received.

Figure 10: CCRB Complaints Received By Type of Allegation YTD (% of Complaints)

| | YTD 2016 | | YTD 2017 | | Change | % Change |
|------------------------|----------|-----------------------|----------|-----------------------|--------|----------|
| | Count | % of Total Complaints | Count | % of Total Complaints | | |
| Force (F) | 500 | 43% | 443 | 41% | -57 | -11% |
| Abuse of Authority (A) | 826 | 71% | 760 | 70% | -66 | -8% |
| Discourtesy (D) | 380 | 33% | 347 | 32% | -33 | -9% |
| Offensive Language (O) | 77 | 7% | 81 | 7% | 4 | 5% |
| Total FADO Allegations | 1783 | | 1631 | | -152 | -9% |
| Total Complaints | 1163 | | 1087 | | -76 | -7% |

Note: the number of allegations in recently received complaints typically grows somewhat as the complaints are investigated.

Figure 11: Total Allegations (% of Total Allegations)

| | March 2016 | | March 2017 | | Change | % Change |
|------------------------|------------|-----------------------|------------|-----------------------|--------|----------|
| | Count | %of Total Allegations | Count | %of Total Allegations | | |
| Force (F) | 391 | 28% | 308 | 24% | -83 | -21% |
| Abuse of Authority (A) | 787 | 56% | 751 | 60% | -36 | -5% |
| Discourtesy (D) | 194 | 14% | 157 | 12% | -37 | -19% |
| Offensive Language (O) | 31 | 2% | 43 | 3% | 12 | 39% |
| Total Allegations | 1403 | | 1259 | | -144 | -10% |
| Total Complaints | 453 | | 403 | | -50 | -11% |

Figure 12: Total Allegations YTD (% of Total Allegations)

| | YTD 2016 | | YTD 2017 | | Change | % Change |
|------------------------|----------|-----------------------|----------|-----------------------|--------|----------|
| | Count | %of Total Allegations | Count | %of Total Allegations | | |
| Force (F) | 941 | 26% | 866 | 23% | -75 | -8% |
| Abuse of Authority (A) | 2131 | 58% | 2272 | 61% | 141 | 7% |
| Discourtesy (D) | 514 | 14% | 484 | 13% | -30 | -6% |
| Offensive Language (O) | 82 | 2% | 116 | 3% | 34 | 41% |
| Total Allegations | 3668 | | 3738 | | 70 | 2% |
| Total Complaints | 1163 | | 1087 | | -76 | -7% |

The number of allegations in recently received complaints typically grows as the complaints are investigated.

CCRB Docket

As of the end of March 2017, 90% of active CCRB cases are fewer than five months old, and 98% active cases have been open for fewer than eight months.

Figure 13: Age of Active Cases Based on Received Date (March 2017)

| | Count | % of Total |
|------------------------|------------|-------------|
| Cases 0-4 Months | 871 | 90.3% |
| Cases 5-7 Months | 77 | 8.0% |
| Cases 8-11 Months | 11 | 1.1% |
| Cases 12-18 Months* | 4 | 0.4% |
| Cases Over 18 Months** | 2 | 0.2% |
| Total | 965 | 100% |

* 12-18 Months: 2 cases that were reopened; 2 cases that were on DA Hold.

** Over 18 Months: 1 case that was reopened; 1 case that was on DA Hold.

Figure 14: Age of Active Cases Based on Incident Date (March 2017)

| | Count | % of Total |
|----------------------|------------|-------------|
| Cases 0-4 Months | 807 | 83.6% |
| Cases 5-7 Months | 113 | 11.7% |
| Cases 8-11 Months | 27 | 2.8% |
| Cases 12-18 Months | 12 | 1.2% |
| Cases Over 18 Months | 6 | 0.6% |
| Total | 965 | 100% |

An active case is specifically one in which the facts are still being investigated.

Figure 15: Number of Active Investigations (January 2016 - March 2017)

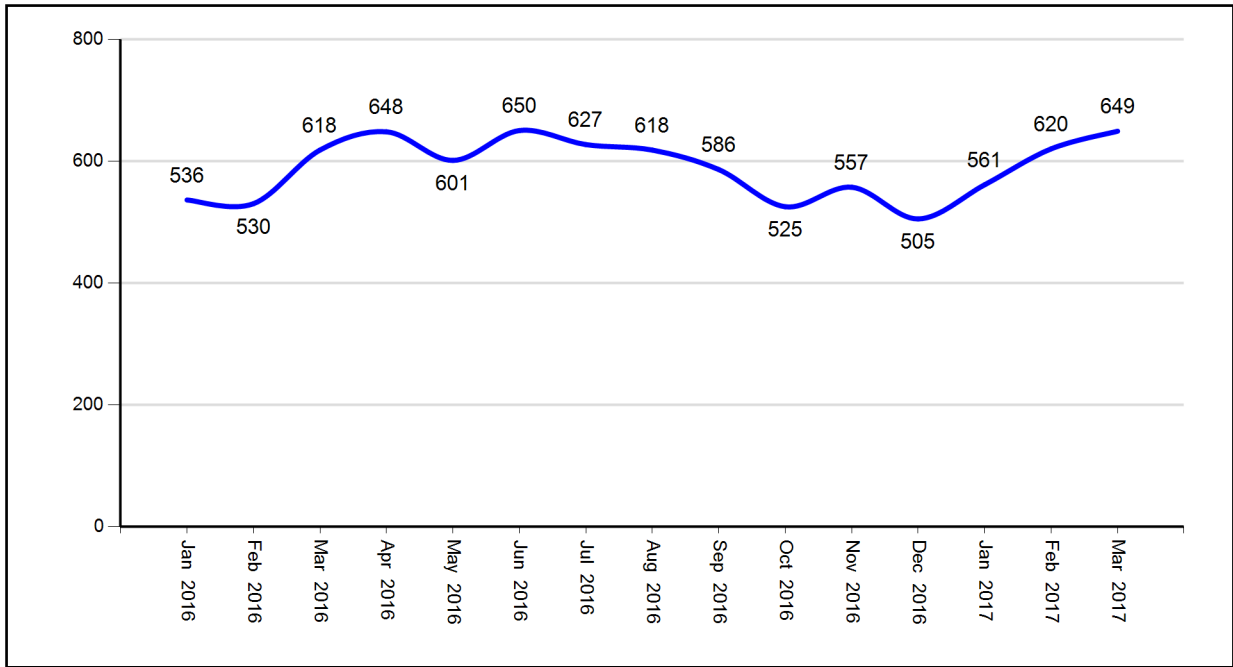


Figure 16: Open Docket Analysis

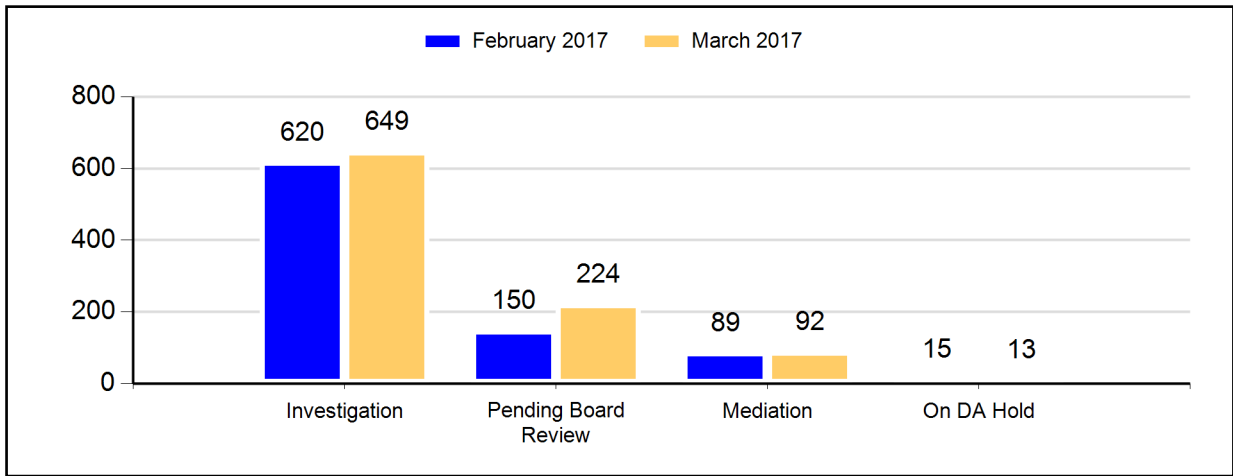


Figure 17: Open Docket Analysis with % Change

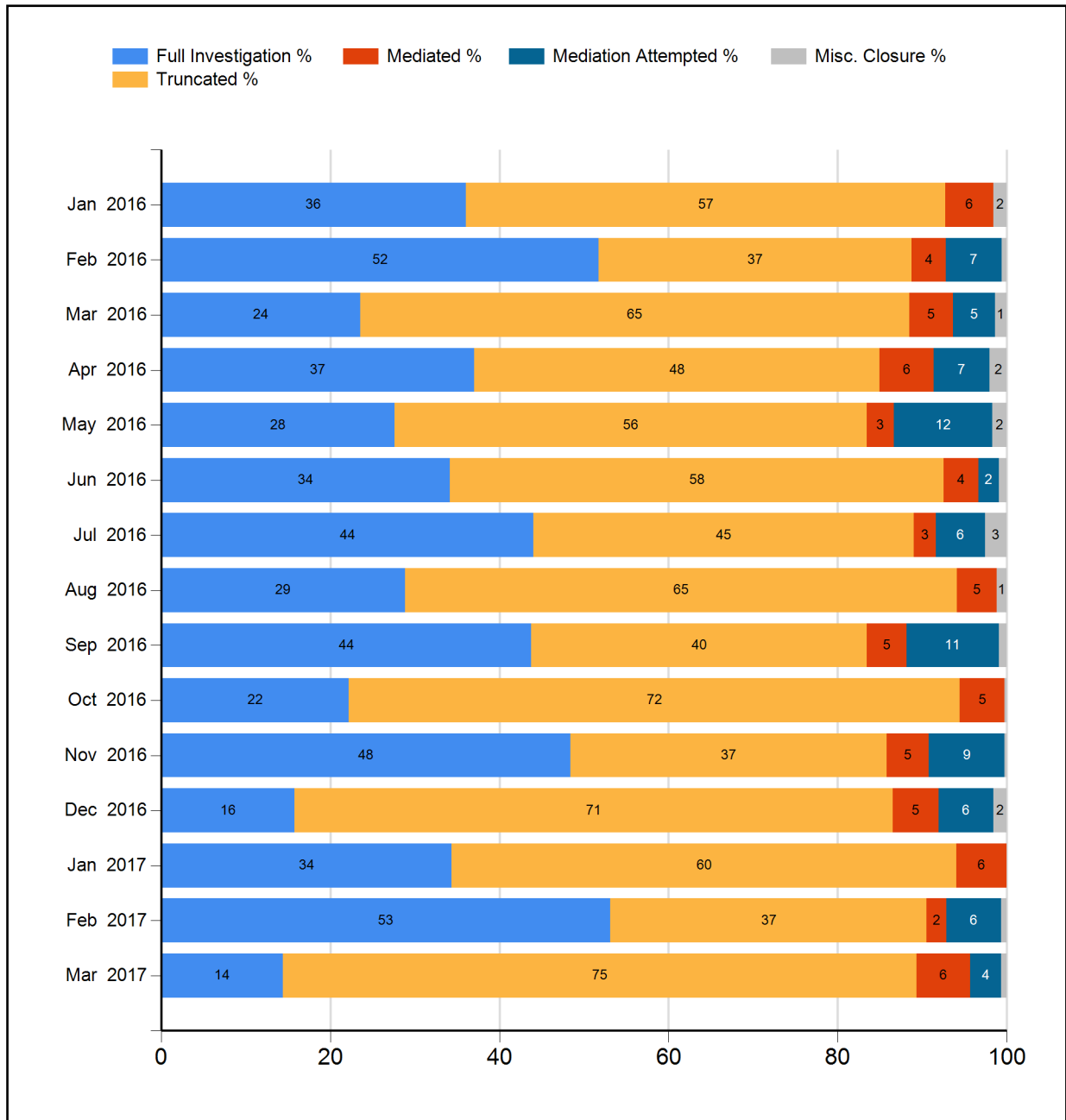
| | February 2017 | | March 2017 | | Change | % Change |
|----------------------|---------------|------------|------------|------------|------------|------------|
| | Count | % of Total | Count | % of Total | | |
| Investigations | 620 | 71% | 649 | 66% | 29 | 5% |
| Pending Board Review | 150 | 17% | 224 | 23% | 74 | 49% |
| Mediation | 89 | 10% | 92 | 9% | 3 | 3% |
| On DA Hold | 15 | 2% | 13 | 1% | -2 | -13% |
| Total | 874 | | 978 | | 104 | 12% |

Closed Cases

Resolving Cases

In March 2017, the CCRB fully investigated 14% of the cases it closed, and resolved (fully investigated, mediated or mediation attempted) 24% of the cases it closed.

Figure 18: Case Resolutions (January 2016 - March 2017) (%)



Dispositions

Cases fully investigated by the CCRB generally receive one of five outcomes:

- If the allegations of misconduct are found to be improper, based on the preponderance of the evidence, the allegation is **substantiated**.
- If there is not enough evidence to determine whether or not misconduct occurred, the allegation is **unsubstantiated**.
- If the preponderance of the evidence suggests that the event or alleged act did not occur, the allegation is **unfounded**.
- If the event did occur, but was not improper, by a preponderance of evidence, the allegation is **exonerated**.
- If the CCRB was unable to identify any of the officers accused of misconduct, the case is closed as **officer unidentified**.

Additionally, a case might be **mediated**, with the subject officer and complainant discussing the incident in the presence of a neutral third-party moderator. Finally, a case that cannot be fully investigated due to victim/complainant unavailability or lack of cooperation is **truncated**.

Case Abstracts

The following case abstracts are taken from complaints closed this month and serve as examples of what the different CCRB dispositions mean in practice:

1. Substantiated

An officer used force to stop a man after the officer observed him littering. The man said that after the officer remarked to him about littering and thanked him for picking it up, the man responded, “whatever,” and the officer pushed the man into the fence. The officer testified he thanked the man for picking up his trash, to which the man allegedly swore and made offensive remarks towards the officer. The officer allegedly asked the man to stop and escorted the man to the fence while holding his arm when he did not comply. The investigation found the officer provided unreliable testimony about the incident and credits the man’s version of events over the officer’s. The investigation determined the reason for the stop and level of force used to stop the man was deemed unreasonable due to the low level violation and the man’s prior compliance with the officer’s command to pick up trash. As a result, the Board Substantiated the force allegation.

2. Unsubstantiated

Officers entered an apartment and threatened to arrest a woman if she did not sign the search warrant. The officers testified they arrived to the woman’s apartment when they identified her as a possible suspect in another investigation. Officers were aware the woman had an active I-card for an unrelated matter, but entered her apartment when she opened the door and they observed marijuana and a scale on the table behind her. The woman testified that officers entered her apartment without consent, although she did admit there was marijuana and a scale in the apartment. The woman said that when officers concluded a search of the apartment, an officer threatened to arrest her if she did not sign the search warrant. The officers testified they waited for a valid warrant before searching her apartment but none of the officers remember hearing the subject officer threaten to arrest the woman if she did not sign the warrant. Lacking conclusive evidence to credit either testimony, the investigation was unable to determine if the officer alleged the threat of arrest. Therefore, the Board Unsubstantiated the allegation.

3. Unfounded

Officers arrested a man for throwing a brick at his girlfriend. The man said that officers allegedly stepped on and kicked his face when he was handcuffed at the precinct. Although the man's testimony varied, the final account of events is that the man stated he stood up in the chair because he had difficulty breathing with his hands handcuffed behind his back. The man said he did not do anything for the chair to leave the ground nor did he throw the chair at the officers. However, the man alleged the officers took him to the ground and one of the officers began kicking him in the head. The officers testified that when the man stood up and twisted his torso to throw the chair at one of the officers, they took the man to the ground to restrain him. The officers stated the man hit his own head against the floor approximately 20 times and one of the officers placed his boot between the man's head and floor so he could not continue to self-inflict injuries. The man provided inconsistent statements to the CCRB, in addition to the statement in his medical records that contradicts the testimony he provided to the CCRB. Conversely, the officers provided a consistent account of the events, which corresponds to the medical records and documentation prepared in response to this incident. The investigation found a preponderance of evidence that the man's injuries were self-inflicted and the officer did not kick on or step on the man's face. As a result, the Board decided to Unfound the force allegation.

4. Exonerated

Officers entered a home when executing a search warrant and threatened to shoot a man. The man stated he was sleeping when he heard a loud noise and saw officers entering the apartment. During this time, an officer told him something to the effect of, "Don't move or we'll shoot you." The man reported he was compliant and placed into custody. The officer entered the apartment pursuant to a no-knock search warrant to search for firearms and ammunition. Given the nature of the incident and the alleged firearm outlined in the warrant, the investigation determined that officers would be justified threatening to use force against the man to gain voluntary compliance. Therefore, the Board recommended that the force allegation be Exonerated.

5. Officer Unidentified

Officers in an unmarked van stopped, questioned, and frisked a man. An investigation into the make, model and color of the van found fit the description was in use the day of incident. However, the officers assigned to the van did not closely resemble the physical description provided by the man, and he did not positively identify any of the officers in a photo array. None of the officers assigned to the van remember the man or the incident in question. An additional search revealed that no other command could potentially be responsible for stopping the man. Since the investigation could not find any additional officers that matched the physical description or vehicle description provided by the man, the allegations were closed as Officer Unidentified.

Dispositions - Full Investigations

Figure 19: Disposition Counts of Full Investigations (March 2017)

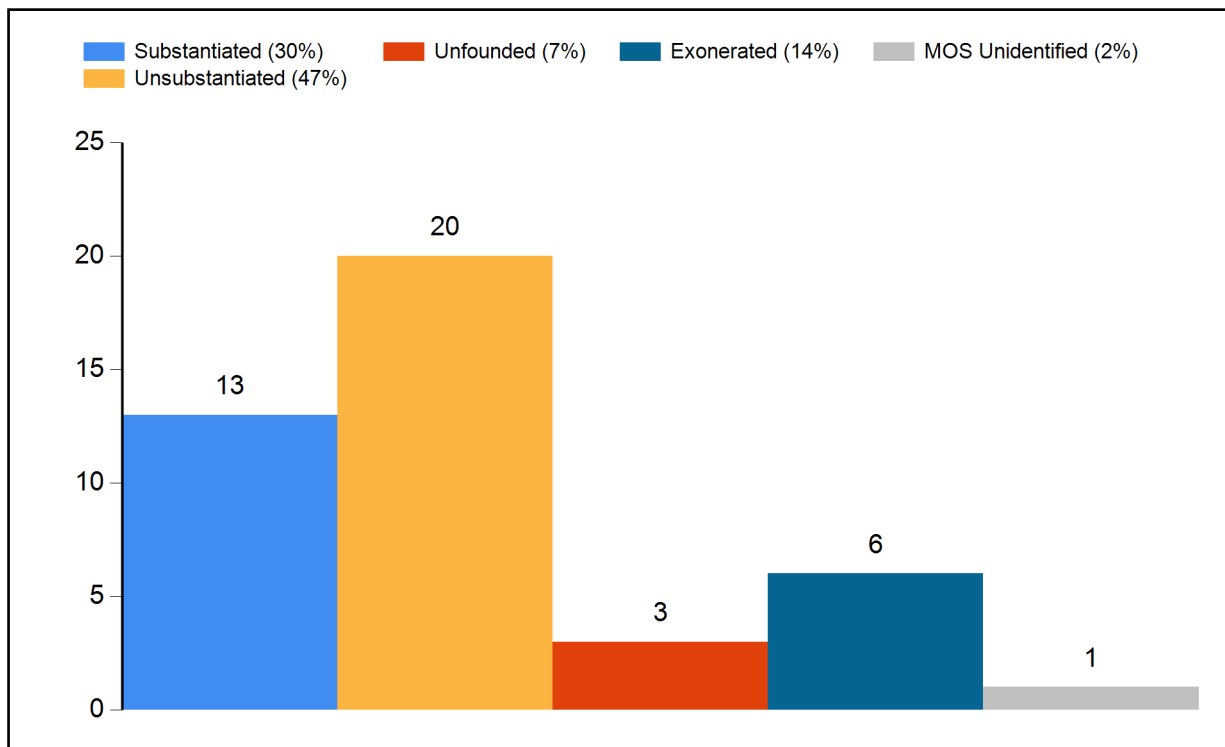
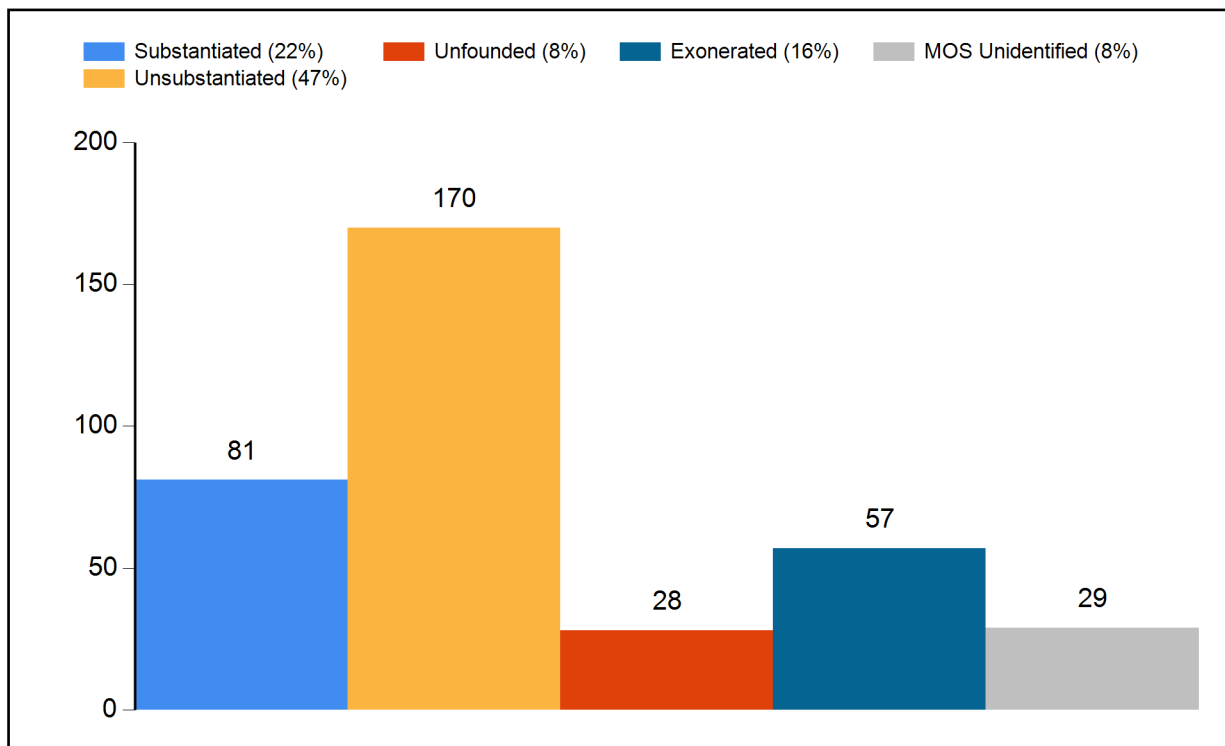


Figure 20: Disposition Counts of Full Investigations (YTD 2017)



Dispositions - All CCRB Cases

In addition to full investigations, CCRB cases can also be closed through mediation and truncation. The following table lists all the CCRB case closures for the current month and year-to-date.

Figure 21: Disposition of Cases (2016 vs 2017)

| | Mar 2016 | | Mar 2017 | | YTD 2016 | | YTD 2017 | |
|--|------------|------------|------------|------------|-------------|------------|-------------|------------|
| Full Investigations | Count | %of Total | Count | %of Total | Count | %of Total | Count | %of Total |
| Substantiated | 25 | 25% | 13 | 30% | 111 | 27% | 81 | 22% |
| Exonerated | 12 | 12% | 6 | 14% | 49 | 12% | 57 | 16% |
| Unfounded | 5 | 5% | 3 | 7% | 47 | 11% | 28 | 8% |
| Unsubstantiated | 50 | 50% | 20 | 47% | 179 | 43% | 170 | 47% |
| MOS Unidentified | 8 | 8% | 1 | 2% | 27 | 7% | 29 | 8% |
| Total - Full Investigations | 100 | | 43 | | 413 | | 365 | |
| Mediation Closures | Count | %of Total | Count | %of Total | Count | %of Total | Count | %of Total |
| Mediated | 22 | 51% | 19 | 63% | 57 | 56% | 45 | 54% |
| Mediation Attempted | 21 | 49% | 11 | 37% | 44 | 44% | 39 | 46% |
| Total - ADR Closures | 43 | | 30 | | 101 | | 84 | |
| Resolved Case Total | 143 | 34% | 73 | 24% | 514 | 45% | 449 | 45% |
| Truncations / Other Closures | Count | %of Total | Count | %of Total | Count | %of Total | Count | %of Total |
| Complaint withdrawn | 53 | 19% | 63 | 28% | 121 | 19% | 144 | 26% |
| Complainant/Victim/Witness uncooperative | 182 | 65% | 126 | 56% | 374 | 59% | 310 | 56% |
| Complainant/Victim/Witness unavailable | 36 | 13% | 29 | 13% | 108 | 17% | 83 | 15% |
| Victim unidentified | 5 | 2% | 6 | 3% | 12 | 2% | 9 | 2% |
| Miscellaneous | 0 | 0% | 0 | 0% | 0 | 0% | 1 | 0% |
| Administrative closure* | 6 | 2% | 2 | 1% | 14 | 2% | 4 | 1% |
| Total - Other Case Dispositions | 282 | | 226 | | 629 | | 551 | |
| Total - Closed Cases | 425 | | 299 | | 1143 | | 1000 | |

*Administrative closure is a special category that deals with NYPD's Internal Affairs Bureau-referred cases or spin off cases with no complainant/victim, and in which CCRB attempts to locate or identify a complainant/victim has yielded no results.

Dispositions - Allegations

“Allegations” are different than “cases.” A case or complaint is based on an incident and may contain one or more allegations of police misconduct. The allegation substantiation rate is 14% for the month of March 2017, and the allegation substantiation rate is 12% year-to-date. The type of allegation the CCRB is most likely to substantiate is Abuse of Authority – substantiating 18% of such allegations during March 2017, and 15% for the year.

Figure 22: Disposition of Allegations (2016 vs 2017)

| | Mar 2016 | | Mar 2017 | | YTD 2016 | | YTD 2017 | |
|--|-------------|-----------|------------|-----------|-------------|-----------|-------------|-----------|
| | Count | %of Total | Count | %of Total | Count | %of Total | Count | %of Total |
| Fully Investigated Allegations | | | | | | | | |
| Substantiated | 65 | 15% | 27 | 14% | 292 | 16% | 195 | 12% |
| Unsubstantiated | 194 | 45% | 83 | 42% | 749 | 40% | 649 | 39% |
| Unfounded | 27 | 6% | 20 | 10% | 207 | 11% | 165 | 10% |
| Exonerated | 79 | 18% | 44 | 22% | 437 | 23% | 441 | 26% |
| MOS Unidentified | 64 | 15% | 24 | 12% | 184 | 10% | 221 | 13% |
| Total - Full Investigations | 429 | | 198 | | 1869 | | 1671 | |
| Mediation Closures | Count | %of Total | Count | %of Total | Count | %of Total | Count | %of Total |
| Mediated | 42 | 47% | 25 | 56% | 133 | 61% | 101 | 58% |
| Mediation Attempted | 47 | 53% | 20 | 44% | 84 | 39% | 74 | 42% |
| Total - ADR Closures | 89 | | 45 | | 217 | | 175 | |
| Truncations / Other Closures | Count | %of Total | Count | %of Total | Count | %of Total | Count | %of Total |
| Complaint withdrawn | 110 | 16% | 129 | 25% | 245 | 16% | 288 | 22% |
| Complainant/Victim/Witness uncooperative | 464 | 69% | 305 | 60% | 1004 | 65% | 833 | 63% |
| Complainant/Victim/Witness unavailable | 85 | 13% | 61 | 12% | 243 | 16% | 162 | 12% |
| Victim unidentified | 9 | 1% | 11 | 2% | 28 | 2% | 19 | 1% |
| Miscellaneous | 3 | 0% | 0 | 0% | 11 | 1% | 5 | 0% |
| Administrative closure | 6 | 1% | 3 | 1% | 15 | 1% | 6 | 0% |
| Total - Other Case Dispositions | 677 | | 509 | | 1546 | | 1313 | |
| Total - Closed Allegations | 1232 | | 775 | | 3814 | | 3294 | |

Figure 23: Disposition of Allegations By FADO Category (March 2017)

| | Substantiated | Unsubstantiated | Exonerated | Unfounded | Officers Unidentified | Total |
|--------------------|---------------|-----------------|------------|-----------|-----------------------|-------------|
| Force | 4 10% | 12 29% | 14 33% | 7 17% | 5 12% | 42 100% |
| Abuse of Authority | 20 18% | 41 36% | 29 26% | 7 6% | 16 14% | 113 100% |
| Discourtesy | 3 8% | 24 67% | 1 3% | 5 14% | 3 8% | 36 100% |
| Offensive Language | 0 0% | 6 86% | 0 0% | 1 14% | 0 0% | 7 100% |
| Total | 27 14% | 83 42% | 44 22% | 20 10% | 24 12% | 198 100% |

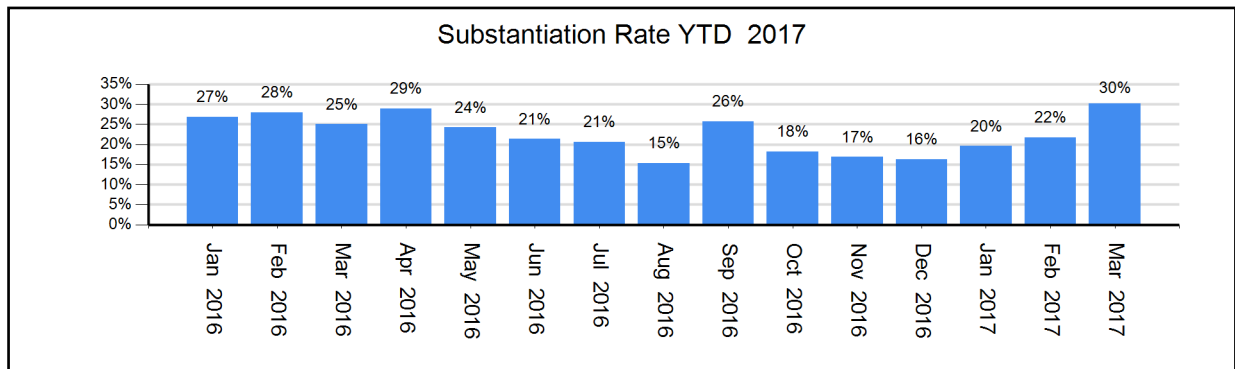
Figure 24: Disposition of Allegations By FADO Category (YTD 2017)

| | Substantiated | Unsubstantiated | Exonerated | Unfounded | Officers Unidentified | Total |
|--------------------|---------------|-----------------|------------|------------|-----------------------|--------------|
| Force | 28 6% | 149 33% | 150 33% | 73 16% | 50 11% | 450 100% |
| Abuse of Authority | 137 15% | 313 35% | 280 31% | 50 6% | 119 13% | 899 100% |
| Discourtesy | 24 9% | 159 61% | 11 4% | 29 11% | 39 15% | 262 100% |
| Offensive Language | 6 10% | 28 47% | 0 0% | 13 22% | 13 22% | 60 100% |
| Total | 195 12% | 649 39% | 441 26% | 165 10% | 221 13% | 1671 100% |

Substantiation Rates

The March 2017 case substantiation rate was 30%.

Figure 25: Percentage of Cases Substantiated (January 2016 - March 2017)



Substantiation Rates and Video

In general, investigations relying on video evidence from security cameras or personal devices result in much higher substantiation rates.

Figure 26: Substantiation Rates for Full Investigations without Video (Jan 2017 - Mar 2017) (% substantiated shown)

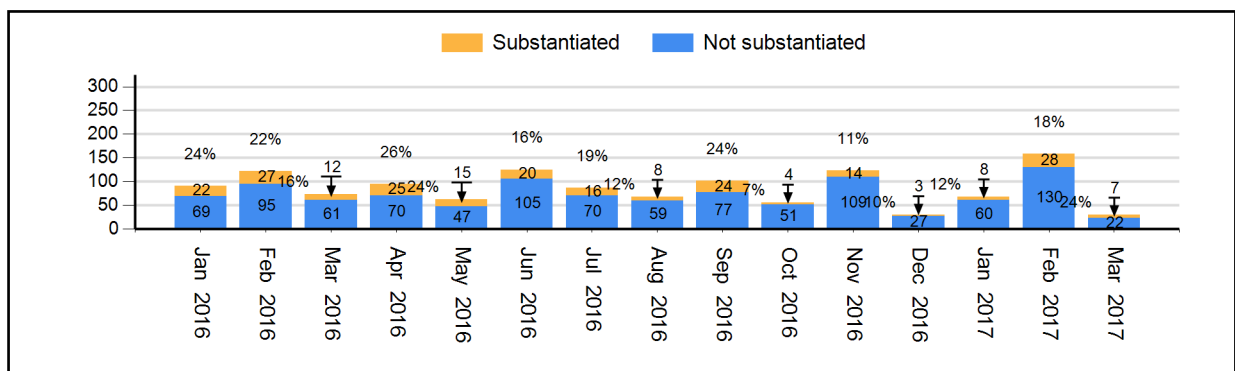
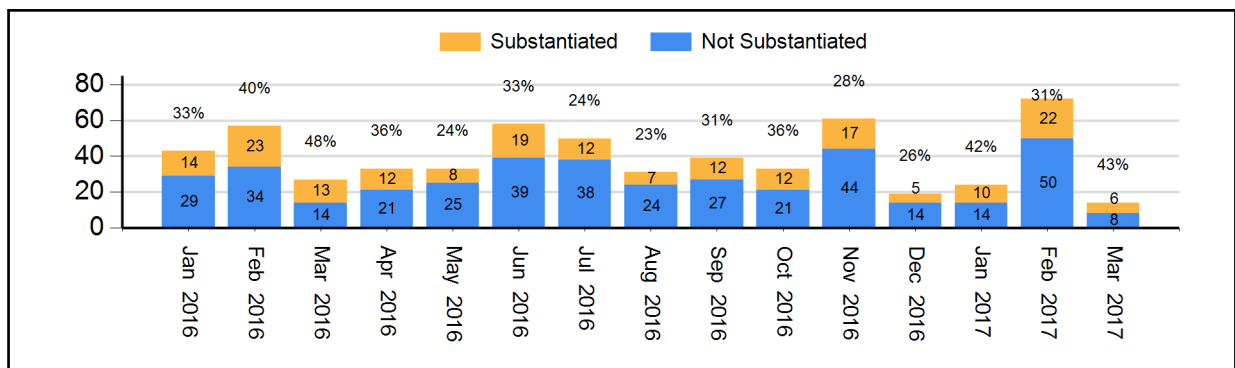


Figure 27: Substantiation Rates for Full Investigations with Video (Jan 2017 - Mar 2017) (% substantiated shown)



Board Discipline Recommendations for Substantiated Complaints

After a CCRB investigative team has completed its investigation and recommended the substantiation of a complaint against an officer, a panel of three Board members determines whether or not to substantiate the allegation and make a disciplinary recommendation.

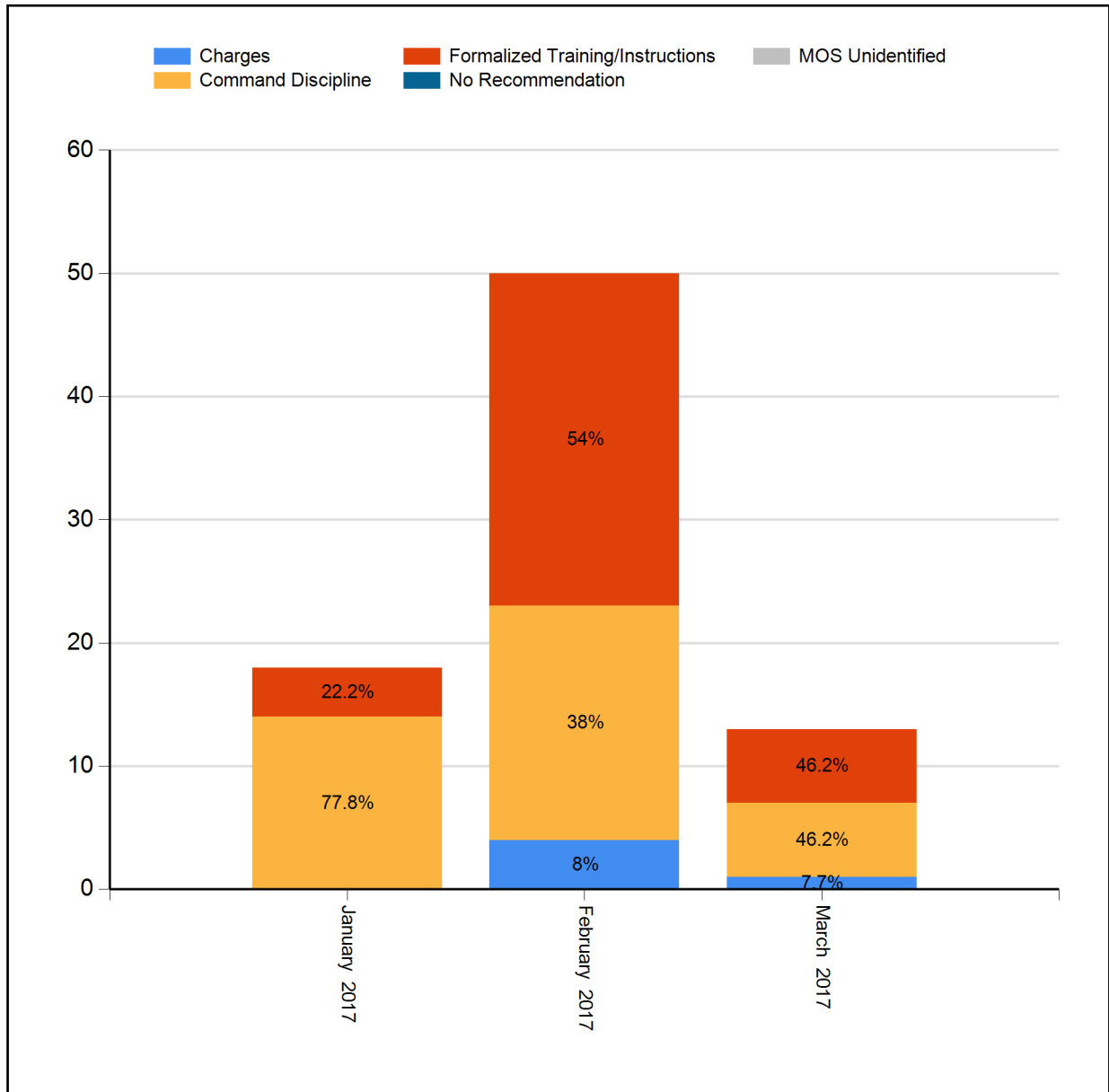
- “Charges and Specifications” are recommended for the most serious allegations of misconduct. Charges launch an administrative trial in the NYPD Trial Room. An officer may lose vacation days, be suspended, or terminated if he is found guilty.
- “Instructions” or “Formalized Training” are the least severe discipline, often recommended for officers who misunderstand a policy. This determination results in training at the command level (Instructions) or training at the Police Academy or NYPD Legal Bureau (Formalized Training).
- “Command Discipline” is recommended for misconduct that is more problematic than poor training, but does not rise to the level of Charges. An officer can lose up to ten vacation days as a result of a Command Discipline.
- When the Board has recommended Instructions, Formalized Training or Command Discipline, the case is sent to the NYPD Commissioner to impose training and/or other penalties, while cases where the Board recommends charges are prosecuted by the CCRB’s Administrative Prosecution Unit.

Figure 28: Board Discipline Recommendations For Substantiated Complaints*
(Mar 2016, Mar 2017, YTD 2016, YTD 2017)

| Disposition | March 2016 | | March 2017 | | YTD 2016 | | YTD 2017 | |
|---------------------|------------|-----------|------------|-----------|------------|-----------|-----------|-----------|
| | Count | %of Total | Count | %of Total | Count | %of Total | Count | %of Total |
| Charges | 4 | 16% | 1 | 8% | 17 | 15% | 5 | 6% |
| Command Discipline | 16 | 64% | 6 | 46% | 52 | 47% | 39 | 48% |
| Formalized Training | 5 | 20% | 4 | 31% | 39 | 35% | 25 | 31% |
| Instructions | 0 | 0% | 2 | 15% | 3 | 3% | 12 | 15% |
| MOS Unidentified | 0 | 0% | 0 | 0% | 0 | 0% | 0 | 0% |
| Total | 25 | | 13 | | 111 | | 81 | |

* A complaint containing a number of substantiated allegations against a number of different officers will typically generate a variety of different disciplinary recommendations. To determine the disciplinary recommendation associated with the complaint as a whole, the CCRB uses the most severe disciplinary recommendation made. The order of severity is: 1) Charges 2) Command Discipline 3) Formalized Training 4) Instructions.

Figure 29: Board Discipline Recommendations For Substantiated Complaints* (2017)



* A complaint containing a number of substantiated allegations against a number of different officers will typically generate a variety of different disciplinary recommendations. To determine the disciplinary recommendation associated with the complaint as a whole, the CCRB uses the most severe disciplinary recommendation made. The order of severity is: 1) Charges 2) Command Discipline 3) Formalized Training 4) Instructions.

Board Discipline Recommendations for Substantiated Allegations

A substantiated CCRB complaint may generate multiple substantiated allegations against multiple officers. Each substantiated allegation will carry its own discipline recommendation from the CCRB Board.

The following table presents the number of officers against whom discipline recommendations have been made as a result of a substantiated CCRB complaint. Where there are multiple substantiated allegations with multiple disciplinary recommendations for an officer in a complaint, the most severe disciplinary recommendation is used to determine the overall recommendation for that officer.

Figure 30: Board Discipline Recommendations For Substantiated Allegations*
(Mar 2016, Mar 2017, YTD 2016, YTD 2017)

| Disposition | March 2016 | | March 2017 | | YTD 2016 | | YTD 2017 | |
|---------------------|------------|-----------|------------|-----------|------------|-----------|------------|-----------|
| | Count | %of Total | Count | %of Total | Count | %of Total | Count | %of Total |
| Charges | 7 | 17.5% | 1 | 5.6% | 24 | 14% | 5 | 4.3% |
| Command Discipline | 25 | 62.5% | 7 | 38.9% | 77 | 45% | 60 | 51.3% |
| Formalized Training | 8 | 20% | 8 | 44.4% | 65 | 38% | 37 | 31.6% |
| Instructions | 0 | 0% | 2 | 11.1% | 5 | 2.9% | 15 | 12.8% |
| MOS Unidentified | 0 | 0% | 0 | 0% | 0 | 0% | 0 | 0% |
| Total | 40 | | 18 | | 171 | | 117 | |

* The counts in this table reflect the number of distinct MOS.

Figure 31: Substantiated Allegations By Borough and NYPD Precinct (March 2017)

The figures in this table reflect all substantiated allegations for each MOS.

| Board Disposition | FADO Category | Allegation | Precinct of Occurrence | Borough of Occurrence |
|--|--------------------|---------------------------------------|------------------------|-----------------------|
| Substantiated (Command Discipline B) | Abuse of Authority | Premises entered and/or searched | 9 | Manhattan |
| Substantiated (Command Discipline B) | Abuse of Authority | Other | 9 | Manhattan |
| Substantiated (Command Discipline B) | Abuse of Authority | Stop | 9 | Manhattan |
| Substantiated (Command Lvl Instructions) | Discourtesy | Word | 20 | Manhattan |
| Substantiated (Command Discipline A) | Abuse of Authority | Refusal to process civilian complaint | 25 | Manhattan |
| Substantiated (Command Discipline A) | Abuse of Authority | Other | 25 | Manhattan |
| Substantiated (Formalized Training) | Abuse of Authority | Other | 32 | Manhattan |
| Substantiated (Formalized Training) | Abuse of Authority | Other | 32 | Manhattan |
| Substantiated (Formalized Training) | Abuse of Authority | Other | 32 | Manhattan |
| Substantiated (Formalized Training) | Abuse of Authority | Other | 32 | Manhattan |
| Substantiated (Formalized Training) | Abuse of Authority | Search (of person) | 32 | Manhattan |
| Substantiated (Formalized Training) | Abuse of Authority | Search (of person) | 32 | Manhattan |
| Substantiated (Command Lvl Instructions) | Abuse of Authority | Premises entered and/or searched | 42 | Bronx |
| Substantiated (Formalized Training) | Abuse of Authority | Premises entered and/or searched | 62 | Brooklyn |
| Substantiated (Charges) | Abuse of Authority | Threat of force (verbal or physical) | 75 | Brooklyn |
| Substantiated (Command Discipline A) | Abuse of Authority | Frisk | 75 | Brooklyn |
| Substantiated (Command Discipline A) | Abuse of Authority | Stop | 75 | Brooklyn |
| Substantiated (Charges) | Discourtesy | Word | 75 | Brooklyn |
| Substantiated (Charges) | Force | Nightstick as club (incl asp & baton) | 75 | Brooklyn |
| Substantiated (Charges) | Force | Physical force | 75 | Brooklyn |
| Substantiated (Charges) | Force | Other | 75 | Brooklyn |
| Substantiated (Command Discipline B) | Discourtesy | Demeanor/tone | 90 | Brooklyn |
| Substantiated (Command Discipline B) | Force | Chokehold | 90 | Brooklyn |
| Substantiated (Formalized Training) | Abuse of Authority | Question | 101 | Queens |
| Substantiated (Formalized Training) | Abuse of Authority | Question | 101 | Queens |
| Substantiated (Formalized Training) | Abuse of Authority | Premises entered and/or searched | 122 | Staten Island |
| Substantiated (Command Discipline A) | Abuse of Authority | Stop | 123 | Staten Island |

Truncations

A “truncation” is a case that is not fully investigated, either because the complainant/victim withdraws the complaint; is uncooperative with the investigation; is not available for the investigative team to interview; or is never identified. The CCRB constantly seeks to lower the number of truncations.

Figure 32: Truncated Allegations (March 2017)

| | Withdrawn | Uncooperative | Unavailable | Civilian Unidentified | Total |
|--------------------|------------------|----------------------|--------------------|------------------------------|--------------|
| Force | 25 | 50 | 24 | 4 | 103 |
| Abuse of Authority | 85 | 197 | 33 | 6 | 321 |
| Discourtesy | 16 | 42 | 2 | 0 | 60 |
| Offensive Language | 3 | 16 | 2 | 1 | 22 |
| Total | 129 | 305 | 61 | 11 | 506 |

Figure 33: Truncated CCRB Complaints (March 2017)

| | Withdrawn | Uncooperative | Unavailable | Civilian Unidentified | Total |
|--------------|------------------|----------------------|--------------------|------------------------------|--------------|
| Total | 63 | 126 | 29 | 6 | 224 |

Figure 34: Truncated Allegations (YTD 2017)

| | Withdrawn | Uncooperative | Unavailable | Civilian Unidentified | Total |
|--------------------|------------------|----------------------|--------------------|------------------------------|--------------|
| Force | 65 | 192 | 63 | 7 | 327 |
| Abuse of Authority | 168 | 494 | 78 | 11 | 751 |
| Discourtesy | 49 | 116 | 13 | 0 | 178 |
| Offensive Language | 6 | 31 | 8 | 1 | 46 |
| Total | 288 | 833 | 162 | 19 | 1302 |

Figure 35: Truncated CCRB Complaints (YTD 2017)

| | Withdrawn | Uncooperative | Unavailable | Civilian Unidentified | Total |
|--------------|------------------|----------------------|--------------------|------------------------------|--------------|
| Total | 144 | 310 | 83 | 9 | 546 |

Mediation Unit

Whenever mediation between a complainant/victim and subject officer is suitable, it is offered by CCRB investigators. If the complainant/victim and subject officer both agree to participate, a neutral, third-party mediator facilitates a conversation between the parties. “Mediation Attempted” refers to a situation in which an officer agrees to mediate and the complainant becomes unavailable (after the complainant initially agreed to mediation). The chart below indicates the number of mediations and attempted mediations in March and this year.

Figure 36: Mediated Complaints Closed

| | March 2017 | | | YTD 2017 | | |
|---------------------|------------|---------------------|-------|----------|---------------------|-------|
| | Mediated | Mediation Attempted | Total | Mediated | Mediation Attempted | Total |
| Mediated Complaints | 19 | 11 | 30 | 45 | 39 | 84 |

Figure 37: Mediated FADO Allegations Closed

| | March 2017 | | | YTD 2017 | | |
|--------------------|------------|---------------------|-------|----------|---------------------|-------|
| | Mediated | Mediation Attempted | Total | Mediated | Mediation Attempted | Total |
| Force | 1 | 0 | 1 | 3 | 4 | 7 |
| Abuse of Authority | 15 | 14 | 29 | 69 | 43 | 112 |
| Discourtesy | 8 | 5 | 13 | 27 | 20 | 47 |
| Offensive Language | 1 | 1 | 2 | 2 | 7 | 9 |
| Total | 25 | 20 | 45 | 101 | 74 | 175 |

Figure 38: Mediated Complaints By Borough (March 2017)

| | Mediations |
|---------------|------------|
| Bronx | 2 |
| Brooklyn | 12 |
| Manhattan | 0 |
| Queens | 3 |
| Staten Island | 2 |

Figure 39: Mediated Allegations By Borough (March 2017)

| | Mediations |
|---------------|------------|
| Bronx | 3 |
| Brooklyn | 16 |
| Manhattan | 0 |
| Queens | 4 |
| Staten Island | 2 |

**Figure 40: Mediated Complaints By Precinct
(Mar 2017 - YTD 2017)**

| Precinct | Mar 2017 | YTD 2017 | Precinct | Mar 2017 | YTD 2017 |
|----------|----------|----------|----------|----------|----------|
| 1 | 0 | 1 | 70 | 0 | 1 |
| 7 | 0 | 1 | 72 | 2 | 2 |
| 13 | 0 | 1 | 73 | 0 | 1 |
| 14 | 0 | 1 | 75 | 0 | 2 |
| 28 | 0 | 2 | 77 | 1 | 1 |
| 33 | 0 | 1 | 79 | 1 | 1 |
| 41 | 0 | 1 | 81 | 4 | 4 |
| 42 | 0 | 1 | 88 | 1 | 1 |
| 44 | 1 | 2 | 94 | 0 | 1 |
| 45 | 0 | 2 | 100 | 1 | 1 |
| 47 | 1 | 2 | 101 | 1 | 1 |
| 50 | 0 | 2 | 104 | 0 | 1 |
| 52 | 0 | 2 | 105 | 1 | 1 |
| 66 | 2 | 3 | 120 | 1 | 1 |
| 67 | 1 | 1 | 121 | 0 | 2 |
| | | | 122 | 1 | 1 |

**Figure 41: Mediated Allegations By Precinct
(Mar 2017 - YTD 2017)**

| Precinct | Mar 2017 | YTD 2017 | Precinct | Mar 2017 | YTD 2017 |
|----------|----------|----------|----------|----------|----------|
| 1 | 0 | 2 | 70 | 0 | 4 |
| 7 | 0 | 7 | 72 | 3 | 3 |
| 13 | 0 | 1 | 73 | 0 | 3 |
| 14 | 0 | 3 | 75 | 0 | 9 |
| 28 | 0 | 3 | 77 | 3 | 3 |
| 33 | 0 | 3 | 79 | 1 | 1 |
| 41 | 0 | 2 | 81 | 4 | 4 |
| 42 | 0 | 1 | 88 | 1 | 1 |
| 44 | 1 | 2 | 94 | 0 | 2 |
| 45 | 0 | 10 | 100 | 1 | 1 |
| 47 | 2 | 3 | 101 | 1 | 1 |
| 50 | 0 | 5 | 104 | 0 | 4 |
| 52 | 0 | 8 | 105 | 2 | 2 |
| 66 | 3 | 4 | 120 | 1 | 1 |
| 67 | 1 | 1 | 121 | 0 | 6 |
| | | | 122 | 1 | 1 |

Administrative Prosecution Unit

The CCRB’s Administrative Prosecution Unit (APU) prosecutes police misconduct cases, when the Board has recommended charges, in the NYPD Trial Room. The APU is also able to offer pleas to officers who admit guilt rather than going to trial. Following a plea agreement or the conclusion of a disciplinary trial, cases are sent to the Police Commissioner for final penalties.

Figure 42: Administrative Prosecution Unit Case Closures

| Disposition Category | Prosecution Disposition | Mar 2017 | YTD 2017 |
|-------------------------------------|--|-----------|-----------|
| Disciplinary Action | Not guilty after trial but Discipline Imposed | 0 | 0 |
| | Guilty after trial | 6 | 8 |
| | Trial verdict dismissed by PC, Comm. Disc. A imposed | 0 | 0 |
| | Trial verdict dismissed by PC, Comm. Disc. B imposed | 0 | 0 |
| | Trial verdict dismissed by PC, Formalized Training imposed | 0 | 0 |
| | Trial verdict dismissed by PC, Instructions imposed | 0 | 0 |
| | Trial verdict reversed by PC, Final verdict Guilty | 0 | 0 |
| | Resolved by plea | 6 | 13 |
| | Plea set aside, Comm. Disc. B | 0 | 0 |
| | Plea set aside, Comm. Disc. A | 0 | 0 |
| | Plea set aside, Formalized Training | 0 | 0 |
| | Plea set aside, Instructions | 0 | 0 |
| | *Retained, with discipline | 0 | 0 |
| | Disciplinary Action Total | | 12 |
| No Disciplinary Action | Not guilty after trial | 2 | 9 |
| | Trial verdict reversed by PC, Final verdict Not Guilty | 0 | 0 |
| | Plea set aside, Without discipline | 0 | 0 |
| | **Retained, without discipline | 1 | 1 |
| | Dismissed by APU | 0 | 0 |
| | SOL Expired in APU | 0 | 0 |
| No Disciplinary Action Total | | 3 | 10 |
| Not Adjudicated | Charges not filed | 0 | 0 |
| | Deceased | 0 | 0 |
| | Other | 0 | 0 |
| | ***Previously adjudicated, with discipline | 0 | 0 |
| | ***Previously adjudicated, without discipline | 0 | 0 |
| | †Reconsidered by CCRB Board | 0 | 2 |
| | Retired | 0 | 0 |
| | SOL Expired prior to APU | 0 | 0 |
| | Not Adjudicated Total | | 0 |
| Total Closures | | 15 | 33 |

*Retained cases are those where the Department kept jurisdiction pursuant to Section 2 of the April 2, 2012 Memorandum of Understanding between the NYPD and the CCRB.

** When the Department keeps jurisdiction pursuant to Section 2 and does not impose any discipline on the officer, it is the equivalent of a category referred to as DUP.

*** In some case, the Department conducts their own investigation and prosecution prior to the completion of the CCRB's investigation. In those cases, the APU does not conduct a second prosecution.

† Under the Board's reconsideration process, an officer who has charges recommended as the penalty for a substantiated allegation may have the recommended penalty changed to something other than charges or have the allegation disposition changed to something other than substantiated. In those cases, the APU ceases its prosecution.

NYPD Discipline

Under the New York City Charter, the Police Commissioner makes the final decision regarding discipline and the outcome of disciplinary trials.

The first chart reflects NYPD-imposed discipline for cases brought by the APU (Charges).

The chart on the following page reflects cases referred to the Police Commissioner where the Board recommended Command Discipline, Formalized Training or Instructions.

Figure 43: NYPD Discipline Imposed for Adjudicated APU Cases

| Discipline* | March 2017 | YTD 2017 |
|---|------------|------------|
| Terminated | 0 | 0 |
| Suspension for or loss of vacation time of 31 or more days and/or Dismissal Probation | 0 | 0 |
| Suspension for or loss of vacation time of 21 to 30 days | 2 | 2 |
| Suspension for or loss of vacation time of 11 to 20 days | 1 | 7 |
| Suspension for or loss of vacation time of 1 to 10 days | 9 | 12 |
| Command Discipline B | 0 | 0 |
| Command Discipline A | 0 | 0 |
| Formalized Training** | 0 | 0 |
| Instructions*** | 0 | 0 |
| Warned & admonished/Reprimanded | 0 | 0 |
| Disciplinary Action† Total | 12 | 21 |
| No Disciplinary Action† | 3 | 10 |
| Adjudicated Total | 15 | 31 |
| Discipline Rate | 80% | 68% |
| | | |
| Not Adjudicated† Total | 0 | 2 |
| Total Closures | 15 | 33 |

*Where more than one penalty is imposed on a respondent, it is reported under the more severe penalty.

** Formalized training is conducted by the Police Academy, the NYPD Legal Bureau, or other NYPD Unit.

*** Instructions are conducted at the command level.

† The case closure types that define the "Disciplinary Action", "No Disciplinary Action" and "Not Adjudicated" categories are listed in Figure 42 on the previous page.

Figure 44: NYPD Discipline Imposed for Non-APU Cases

| Disposition | Disposition Type* | March 2017 | YTD 2017 |
|------------------------|---|-------------------|-----------------|
| Disciplinary Action | Terminated | 0 | 0 |
| | Suspension for or loss of vacation time of 31 or more days and/or Dismissal Probation | 0 | 0 |
| | Suspension for or loss of vacation time of 21 to 30 days | 0 | 0 |
| | Suspension for or loss of vacation time of 11 to 20 days | 0 | 0 |
| | Suspension for or loss of vacation time of 1 to 10 days | 0 | 0 |
| | Command Discipline B | 1 | 4 |
| | Command Discipline A | 15 | 31 |
| | Formalized Training** | 10 | 27 |
| | Instructions*** | 1 | 6 |
| | Warned & admonished/Reprimanded | 0 | 0 |
| | Total | 27 | 68 |
| No Disciplinary Action | Filed †† | 0 | 2 |
| | SOL Expired | 0 | 0 |
| | Department Unable to Prosecute††† | 5 | 18 |
| | Total | 5 | 20 |
| | Discipline Rate | 84% | 77% |
| | DUP Rate | 16% | 20% |

*Where the respondent is found guilty of charges, and the penalty imposed would fall into more than one of the above listed categories, it is reported under the more severe penalty.

** Formalized training is conducted by the Police Academy, the NYPD Legal Bureau, or other NYPD Unit.

*** Instructions are conducted at the command level.

† This verdict relates to a trial conducted by DAO on a case decided by the Board prior to the activation of the APU.

†† "Filed" is a term used when the police department is not required to take action against the subject officer because the officer has resigned or retired from the department, or has been terminated.

††† When the department decides that it will not discipline an officer against whom the Board recommended discipline other than charges, those cases are referred to as "Department Unable to Prosecute," or DUP.

Figure 45: NYPD Discipline Imposed for Allegations - Non-APU Cases (March 2017)

| Board Disposition | FADO Type | Allegation | Precinct | Borough | NYPD Discipline |
|--------------------------------------|-----------|---------------------------------------|----------|-------------|----------------------|
| Substantiated (Command Discipline B) | A | Premises entered and/or searched | | Outside NYC | Command Discipline B |
| Substantiated (Command Discipline B) | A | Premises entered and/or searched | | Outside NYC | Formalized Training |
| Substantiated (Command Discipline A) | A | Refusal to provide name/shield number | | Outside NYC | Command Discipline B |
| Substantiated (Formalized Training) | A | Other | 1 | Manhattan | Formalized Training |
| Substantiated (Formalized Training) | A | Other | 1 | Manhattan | No Discipline |
| Substantiated (Formalized Training) | A | Other | 1 | Manhattan | Formalized Training |
| Substantiated (Formalized Training) | A | Other | 1 | Manhattan | No Discipline |
| Substantiated (Command Discipline A) | F | Physical force | 5 | Manhattan | Command Discipline A |
| Substantiated (Command Discipline A) | F | Physical force | 5 | Manhattan | Command Discipline A |
| Substantiated (Command Discipline A) | A | Stop | 5 | Manhattan | Command Discipline A |
| Substantiated (Command Discipline A) | A | Stop | 5 | Manhattan | Command Discipline A |
| Substantiated (Formalized Training) | A | Stop | 6 | Manhattan | Formalized Training |
| Substantiated (Command Discipline A) | F | Physical force | 14 | Manhattan | No Discipline |
| Substantiated (Command Discipline A) | A | Other | 14 | Manhattan | No Discipline |
| Substantiated (Formalized Training) | A | Property damaged | 23 | Manhattan | Instructions |
| Substantiated (Command Discipline A) | D | Word | 23 | Manhattan | Command Discipline A |
| Substantiated (Command Discipline B) | A | Frisk | 30 | Manhattan | Formalized Training |
| Substantiated (Command Discipline B) | A | Stop | 30 | Manhattan | Formalized Training |
| Substantiated (Command Discipline B) | A | Stop | 30 | Manhattan | Formalized Training |
| Substantiated (Command Discipline A) | A | Strip-searched | 32 | Manhattan | Command Discipline A |
| Substantiated (Command Discipline A) | A | Strip-searched | 32 | Manhattan | Command Discipline A |
| Substantiated (Command Discipline A) | A | Other | 32 | Manhattan | Command Discipline A |
| Substantiated (Command Discipline A) | A | Refusal to provide name/shield number | 46 | Bronx | Formalized Training |
| Substantiated (Command Discipline A) | A | Other | 46 | Bronx | Formalized Training |
| Substantiated (Command Discipline B) | A | Vehicle search | 47 | Bronx | Command Discipline A |
| Substantiated (Command Discipline B) | F | Physical force | 48 | Bronx | No Discipline |
| Substantiated (Command Discipline A) | D | Word | 49 | Bronx | Command Discipline A |
| Substantiated (Command Discipline A) | D | Action | 49 | Bronx | Command Discipline A |
| Substantiated (Formalized Training) | A | Retaliatory summons | 52 | Bronx | Formalized Training |
| Substantiated (Command Discipline B) | A | Vehicle search | 60 | Brooklyn | Command Discipline A |
| Substantiated (Formalized Training) | D | Word | 60 | Brooklyn | Command Discipline A |
| Substantiated (Command Discipline B) | A | Frisk | 60 | Brooklyn | Command Discipline A |

| Board Disposition | FADO Type | Allegation | Precinct | Borough | NYPD Discipline |
|--------------------------------------|------------------|---------------------------------------|-----------------|----------------|------------------------|
| Substantiated (Command Discipline B) | A | Frisk | 60 | Brooklyn | Command Discipline A |
| Substantiated (Command Discipline B) | A | Frisk | 60 | Brooklyn | Command Discipline A |
| Substantiated (Command Discipline B) | A | Search (of person) | 60 | Brooklyn | Command Discipline A |
| Substantiated (Command Discipline B) | A | Search (of person) | 60 | Brooklyn | Command Discipline A |
| Substantiated (Command Discipline A) | A | Stop | 60 | Brooklyn | Command Discipline A |
| Substantiated (Command Discipline A) | A | Stop | 60 | Brooklyn | Command Discipline A |
| Substantiated (Command Discipline A) | A | Stop | 60 | Brooklyn | Command Discipline A |
| Substantiated (Command Discipline A) | A | Stop | 60 | Brooklyn | Command Discipline A |
| Substantiated (Formalized Training) | A | Stop | 60 | Brooklyn | Formalized Training |
| Substantiated (Command Discipline B) | A | Premises entered and/or searched | 67 | Brooklyn | Command Discipline A |
| Substantiated (Command Discipline B) | A | Other | 67 | Brooklyn | Command Discipline A |
| Substantiated (Command Discipline A) | A | Frisk | 69 | Brooklyn | Formalized Training |
| Substantiated (Command Discipline A) | A | Refusal to process civilian complaint | 75 | Brooklyn | Command Discipline A |
| Substantiated (Command Discipline B) | A | Premises entered and/or searched | 79 | Brooklyn | Command Discipline A |
| Substantiated (Command Discipline B) | A | Refusal to obtain medical treatment | 79 | Brooklyn | Command Discipline A |
| Substantiated (Formalized Training) | A | Refusal to obtain medical treatment | 79 | Brooklyn | Command Discipline A |
| Substantiated (Command Discipline A) | A | Premises entered and/or searched | 113 | Queens | No Discipline |
| Substantiated (Command Discipline B) | A | Premises entered and/or searched | 121 | Staten Island | Command Discipline A |
| Substantiated (Command Discipline B) | A | Stop | 121 | Staten Island | Command Discipline A |

Figure 46: NYPD Discipline Imposed for Allegations - APU Adjudicated Cases (March 2017)

| Board Disposition | FADO Type | Allegation | Precinct | Borough | NYPD Discipline |
|--------------------------|------------------|---------------------------------------|-----------------|----------------|----------------------------|
| Substantiated (Charges) | F | Physical force | 5 | Manhattan | Forfeit vacation 8 day(s) |
| Substantiated (Charges) | F | Physical force | 5 | Manhattan | Forfeit vacation 2 day(s) |
| Substantiated (Charges) | A | Other | 5 | Manhattan | Forfeit vacation 8 day(s) |
| Substantiated (Charges) | D | Word | 5 | Manhattan | Forfeit vacation 8 day(s) |
| Substantiated (Charges) | F | Physical force | 9 | Manhattan | Forfeit vacation 9 day(s) |
| Substantiated (Charges) | F | Physical force | 42 | Bronx | Forfeit vacation 15 day(s) |
| Substantiated (Charges) | F | Other blunt instrument as a club | 46 | Bronx | No Discipline |
| Substantiated (Charges) | F | Physical force | 46 | Bronx | No Discipline |
| Substantiated (Charges) | A | Strip-searched | 46 | Bronx | No Discipline |
| Substantiated (Charges) | A | Retaliatory summons | 46 | Bronx | No Discipline |
| Substantiated (Charges) | D | Word | 46 | Bronx | No Discipline |
| Substantiated (Charges) | A | Stop | 46 | Bronx | No Discipline |
| Substantiated (Charges) | F | Chokehold | 84 | Brooklyn | Forfeit vacation 25 day(s) |
| Substantiated (Charges) | F | Other | 84 | Brooklyn | Forfeit vacation 25 day(s) |
| Substantiated (Charges) | A | Property damaged | 84 | Brooklyn | Forfeit vacation 25 day(s) |
| Substantiated (Charges) | A | Search (of person) | 88 | Brooklyn | Forfeit vacation 5 day(s) |
| Substantiated (Charges) | A | Stop | 88 | Brooklyn | Forfeit vacation 5 day(s) |
| Substantiated (Charges) | A | Threat of arrest | 94 | Brooklyn | Forfeit vacation 5 day(s) |
| Substantiated (Charges) | D | Word | 94 | Brooklyn | Forfeit vacation 5 day(s) |
| Substantiated (Charges) | A | Property damaged | 101 | Queens | No Discipline |
| Substantiated (Charges) | F | Physical force | 113 | Queens | No Discipline |
| Substantiated (Charges) | A | Premises entered and/or searched | 113 | Queens | Forfeit vacation 3 day(s) |
| Substantiated (Charges) | A | Premises entered and/or searched | 113 | Queens | No Discipline |
| Substantiated (Charges) | A | Premises entered and/or searched | 113 | Queens | Forfeit vacation 6 day(s) |
| Substantiated (Charges) | A | Threat of arrest | 113 | Queens | No Discipline |
| Substantiated (Charges) | A | Property damaged | 113 | Queens | Forfeit vacation 6 day(s) |
| Substantiated (Charges) | A | Refusal to provide name/shield number | 113 | Queens | No Discipline |
| Substantiated (Charges) | A | Refusal to provide name/shield number | 113 | Queens | Forfeit vacation 3 day(s) |
| Substantiated (Charges) | D | Word | 113 | Queens | No Discipline |
| Substantiated (Charges) | A | Stop | 113 | Queens | Forfeit vacation 3 day(s) |
| Substantiated (Charges) | A | Stop | 113 | Queens | Forfeit vacation 6 day(s) |

| Board Disposition | FADO Type | Allegation | Precinct | Borough | NYPD Discipline |
|--------------------------|------------------|----------------------------------|-----------------|----------------|---------------------------|
| Substantiated (Charges) | A | Vehicle stop | 114 | Queens | Forfeit vacation 3 day(s) |
| Substantiated (Charges) | A | Vehicle stop | 114 | Queens | Forfeit vacation 6 day(s) |
| Substantiated (Charges) | A | Frisk | 114 | Queens | Forfeit vacation 6 day(s) |
| Substantiated (Charges) | A | Search (of person) | 114 | Queens | Forfeit vacation 6 day(s) |
| Substantiated (Charges) | A | Premises entered and/or searched | 120 | Staten Island | No Discipline |

Appendix

Over the years, the CCRB has made many types of data publicly available. In reorganizing the Monthly Report, we do not intend to remove any valuable information from the public domain. However, the Agency believes that some information is essential to place in the main body of the Monthly Report, while more granular charts and figures are better suited to the Appendix. We welcome you to contact the CCRB at www.nyc.gov or 212-912-7235 if you are having difficulty finding information on CCRB data that was formerly available.

Figure 47: CCRB Open Docket - Age of CCRB Cases Based On Incident Date

| | March 2017 | | February 2017 | | Change | % Change |
|----------------------|------------|---------------|---------------|---------------|------------|--------------|
| | Count | % of Total | Count | % of Total | | |
| Cases 0-4 Months | 807 | 83.6% | 750 | 87.3% | 57 | 7.6% |
| Cases 5-7 Months | 113 | 11.7% | 73 | 8.5% | 40 | 54.8% |
| Cases 8 Months | 8 | 0.8% | 8 | 0.9% | 0 | 0.0% |
| Cases 9 Months | 7 | 0.7% | 6 | 0.7% | 1 | 16.7% |
| Cases 10 Months | 5 | 0.5% | 7 | 0.8% | -2 | -28.6% |
| Cases 11 Months | 7 | 0.7% | 1 | 0.1% | 6 | 600.0% |
| Cases 12 Months | 1 | 0.1% | 1 | 0.1% | 0 | 0.0% |
| Cases 13 Months | 2 | 0.2% | 2 | 0.2% | 0 | 0.0% |
| Cases 14 Months | 3 | 0.3% | 2 | 0.2% | 1 | 50.0% |
| Cases 15 Months | 1 | 0.1% | 2 | 0.2% | -1 | -50.0% |
| Cases 16 Months | 4 | 0.4% | 1 | 0.1% | 3 | 300.0% |
| Cases 17 Months | 1 | 0.1% | 0 | 0.0% | 1 | NA |
| Cases 18 Months | 0 | 0.0% | 3 | 0.3% | -3 | NA |
| Cases Over 18 Months | 6 | 0.6% | 3 | 0.3% | 3 | 100.0% |
| NA | 0 | 0.0% | 0 | 0.0% | 0 | NA |
| Total | 965 | 100.0% | 859 | 100.0% | 106 | 12.3% |

Figure 48: CCRB Open Docket - Age of CCRB Cases Based On CCRB Received Date

| | March 2017 | | February 2017 | | Change | % Change |
|----------------------|------------|---------------|---------------|---------------|------------|--------------|
| | Count | % of Total | Count | % of Total | | |
| Cases 0-4 Months | 871 | 90.3% | 792 | 92.2% | 79 | 10.0% |
| Cases 5-7 Months | 77 | 8.0% | 54 | 6.3% | 23 | 42.6% |
| Cases 8 Months | 3 | 0.3% | 4 | 0.5% | -1 | -25.0% |
| Cases 9 Months | 4 | 0.4% | 3 | 0.3% | 1 | 33.3% |
| Cases 10 Months | 3 | 0.3% | 1 | 0.1% | 2 | 200.0% |
| Cases 11 Months | 1 | 0.1% | 0 | 0.0% | 1 | NA |
| Cases 12 Months | 0 | 0.0% | 0 | 0.0% | 0 | NA |
| Cases 13 Months | 1 | 0.1% | 1 | 0.1% | 0 | 0.0% |
| Cases 14 Months | 0 | 0.0% | 1 | 0.1% | -1 | NA |
| Cases 15 Months | 2 | 0.2% | 0 | 0.0% | 2 | NA |
| Cases 16 Months | 0 | 0.0% | 1 | 0.1% | -1 | NA |
| Cases 17 Months | 1 | 0.1% | 0 | 0.0% | 1 | NA |
| Cases 18 Months | 0 | 0.0% | 0 | 0.0% | 0 | NA |
| Cases Over 18 Months | 2 | 0.2% | 2 | 0.2% | 0 | 0.0% |
| NA | 0 | 0.0% | 0 | 0.0% | 0 | NA |
| Total | 965 | 100.0% | 859 | 100.0% | 106 | 12.3% |

Figure 49: CCRB Investigations Docket - Age of CCRB Cases Based On Incident Date

| | March 2017 | | February 2017 | | Change | % Change |
|----------------------|------------|---------------|---------------|---------------|-----------|-------------|
| | Count | % of Total | Count | % of Total | | |
| Cases 0-4 Months | 591 | 91.1% | 567 | 91.5% | 24 | 4.2% |
| Cases 5-7 Months | 37 | 5.7% | 32 | 5.2% | 5 | 15.6% |
| Cases 8 Months | 4 | 0.6% | 4 | 0.6% | 0 | 0.0% |
| Cases 9 Months | 2 | 0.3% | 4 | 0.6% | -2 | -50.0% |
| Cases 10 Months | 1 | 0.2% | 4 | 0.6% | -3 | -75.0% |
| Cases 11 Months | 3 | 0.5% | 1 | 0.2% | 2 | 200.0% |
| Cases 12 Months | 0 | 0.0% | 0 | 0.0% | 0 | NA |
| Cases 13 Months | 1 | 0.2% | 2 | 0.3% | -1 | -50.0% |
| Cases 14 Months | 1 | 0.2% | 1 | 0.2% | 0 | 0.0% |
| Cases 15 Months | 1 | 0.2% | 2 | 0.3% | -1 | -50.0% |
| Cases 16 Months | 4 | 0.6% | 1 | 0.2% | 3 | 300.0% |
| Cases 17 Months | 1 | 0.2% | 0 | 0.0% | 1 | NA |
| Cases 18 Months | 0 | 0.0% | 0 | 0.0% | 0 | NA |
| Cases Over 18 Months | 3 | 0.5% | 2 | 0.3% | 1 | 50.0% |
| NA | 0 | 0.0% | 0 | 0.0% | 0 | NA |
| Total | 649 | 100.0% | 620 | 100.0% | 29 | 4.7% |

Figure 50: CCRB DA Hold Docket - Age of CCRB Cases Based On Incident Date

| | March 2017 | |
|----------------------|------------|---------------|
| | Count | % of Total |
| Cases 0-4 Months | 4 | 30.8% |
| Cases 5-7 Months | 2 | 15.4% |
| Cases 8 Months | 0 | 0.0% |
| Cases 9 Months | 0 | 0.0% |
| Cases 10 Months | 0 | 0.0% |
| Cases 11 Months | 0 | 0.0% |
| Cases 12 Months | 1 | 7.7% |
| Cases 13 Months | 0 | 0.0% |
| Cases 14 Months | 0 | 0.0% |
| Cases 15 Months | 0 | 0.0% |
| Cases 16 Months | 0 | 0.0% |
| Cases 17 Months | 0 | 0.0% |
| Cases 18 Months | 0 | 0.0% |
| Cases Over 18 Months | 6 | 46.2% |
| NA | 0 | 0.0% |
| Total | 13 | 100.0% |

Figure 51: Disposition of Force Allegations (YTD 2017)

| Force Allegation | Substantiated | | Exonerated | | Unsubstantiated | | Unfounded | | Officer Unidentified | | Miscellaneous | |
|---------------------------------------|---------------|-------------|------------|--------------|-----------------|------------|-----------|--------------|----------------------|--------------|---------------|-------------|
| | Count | % | Count | % | Count | % | Count | % | Count | % | Count | % |
| Gun Pointed | 2 | 7.1% | 14 | 50% | 5 | 17.9% | 3 | 10.7% | 4 | 14.3% | 0 | 0% |
| Gun fired | 0 | 0.0% | 0 | 0.0% | 0 | 0.0% | 0 | 0.0% | 0 | 0.0% | 0 | 0.0% |
| Nightstick as club (incl asp & baton) | 1 | 12.5% | 2 | 25% | 0 | 0% | 1 | 12.5% | 4 | 50% | 0 | 0% |
| Gun as club | 1 | 25% | 0 | 0% | 0 | 0% | 1 | 25% | 2 | 50% | 0 | 0% |
| Radio as club | 0 | 0% | 0 | 0% | 1 | 100% | 0 | 0% | 0 | 0% | 0 | 0% |
| Flashlight as club | 0 | 0.0% | 0 | 0.0% | 0 | 0.0% | 0 | 0.0% | 0 | 0.0% | 0 | 0.0% |
| Police shield | 0 | 0% | 0 | 0% | 2 | 100% | 0 | 0% | 0 | 0% | 0 | 0% |
| Vehicle | 1 | 25% | 1 | 25% | 2 | 50% | 0 | 0% | 0 | 0% | 0 | 0% |
| Other blunt instrument as a club | 0 | 0% | 0 | 0% | 0 | 0% | 3 | 75% | 1 | 25% | 0 | 0% |
| Hit against inanimate object | 0 | 0% | 1 | 7.1% | 10 | 71.4% | 2 | 14.3% | 1 | 7.1% | 0 | 0% |
| Chokehold | 3 | 12.5% | 0 | 0% | 12 | 50% | 6 | 25% | 3 | 12.5% | 0 | 0% |
| Pepper spray | 1 | 9.1% | 4 | 36.4% | 1 | 9.1% | 1 | 9.1% | 4 | 36.4% | 0 | 0% |
| Physical force | 15 | 4.9% | 119 | 39% | 93 | 30.5% | 51 | 16.7% | 26 | 8.5% | 1 | 0.3% |
| Handcuffs too tight | 0 | 0% | 0 | 0% | 2 | 100% | 0 | 0% | 0 | 0% | 0 | 0% |
| Nonlethal restraining device | 0 | 0% | 5 | 71.4% | 1 | 14.3% | 1 | 14.3% | 0 | 0% | 0 | 0% |
| Animal | 0 | 0.0% | 0 | 0.0% | 0 | 0.0% | 0 | 0.0% | 0 | 0.0% | 0 | 0.0% |
| Other | 4 | 10.8% | 4 | 10.8% | 20 | 54.1% | 4 | 10.8% | 5 | 13.5% | 0 | 0% |
| Total | 28 | 6.2% | 150 | 33.3% | 149 | 33% | 73 | 16.2% | 50 | 11.1% | 1 | 0.2% |

Figure 52: Disposition of Abuse of Authority Allegations (YTD 2017)

| Abuse of Authority Allegation | Substantiated | | Exonerated | | Unsubstantiated | | Unfounded | | Officer Unidentified | | Miscellaneous | |
|--|---------------|-------|------------|-------|-----------------|-------|-----------|-------|----------------------|-------|---------------|------|
| | Count | % | Count | % | Count | % | Count | % | Count | % | Count | % |
| Gun Drawn | 1 | 10% | 5 | 50% | 1 | 10% | 0 | 0% | 3 | 30% | 0 | 0% |
| Strip-searched | 0 | 0% | 2 | 13.3% | 5 | 33.3% | 3 | 20% | 5 | 33.3% | 0 | 0% |
| Vehicle stop | 7 | 13% | 22 | 40.7% | 19 | 35.2% | 0 | 0% | 6 | 11.1% | 0 | 0% |
| Vehicle search | 8 | 14.3% | 17 | 30.4% | 20 | 35.7% | 3 | 5.4% | 8 | 14.3% | 0 | 0% |
| Premises entered and/or searched | 21 | 14.7% | 83 | 58% | 26 | 18.2% | 3 | 2.1% | 10 | 7% | 0 | 0% |
| Threat of summons | 0 | 0% | 6 | 60% | 2 | 20% | 0 | 0% | 2 | 20% | 0 | 0% |
| Threat of arrest | 5 | 6.1% | 39 | 47.6% | 29 | 35.4% | 2 | 2.4% | 7 | 8.5% | 0 | 0% |
| Threat to notify ACS | 0 | 0% | 1 | 20% | 3 | 60% | 0 | 0% | 1 | 20% | 0 | 0% |
| Threat of force (verbal or physical) | 6 | 9.8% | 10 | 16.4% | 29 | 47.5% | 7 | 11.5% | 9 | 14.8% | 0 | 0% |
| Threat to damage/seize property | 1 | 7.7% | 3 | 23.1% | 5 | 38.5% | 1 | 7.7% | 3 | 23.1% | 0 | 0% |
| Property damaged | 2 | 7.7% | 6 | 23.1% | 9 | 34.6% | 0 | 0% | 9 | 34.6% | 0 | 0% |
| Refusal to process civilian complaint | 8 | 42.1% | 0 | 0% | 9 | 47.4% | 0 | 0% | 2 | 10.5% | 0 | 0% |
| Refusal to provide name/shield number | 8 | 9.6% | 0 | 0% | 53 | 63.9% | 14 | 16.9% | 8 | 9.6% | 0 | 0% |
| Retaliatory arrest | 5 | 83.3% | 0 | 0% | 1 | 16.7% | 0 | 0% | 0 | 0% | 0 | 0% |
| Retaliatory summons | 5 | 100% | 0 | 0% | 0 | 0% | 0 | 0% | 0 | 0% | 0 | 0% |
| Refusal to obtain medical treatment | 1 | 2.6% | 0 | 0% | 22 | 57.9% | 11 | 28.9% | 4 | 10.5% | 0 | 0% |
| Improper dissemination of medical info | 0 | 0.0% | 0 | 0.0% | 0 | 0.0% | 0 | 0.0% | 0 | 0.0% | 0 | 0.0% |
| Other | 11 | 42.3% | 11 | 42.3% | 0 | 0% | 0 | 0% | 4 | 15.4% | 0 | 0% |
| Seizure of property | 1 | 11.1% | 4 | 44.4% | 3 | 33.3% | 0 | 0% | 1 | 11.1% | 0 | 0% |
| Failure to show search warrant | 0 | 0% | 0 | 0% | 4 | 66.7% | 1 | 16.7% | 1 | 16.7% | 0 | 0% |
| Frisk | 14 | 29.2% | 10 | 20.8% | 14 | 29.2% | 1 | 2.1% | 9 | 18.8% | 0 | 0% |
| Search (of person) | 14 | 22.6% | 12 | 19.4% | 23 | 37.1% | 1 | 1.6% | 12 | 19.4% | 0 | 0% |
| Stop | 15 | 18.3% | 43 | 52.4% | 17 | 20.7% | 0 | 0% | 7 | 8.5% | 0 | 0% |
| Question | 3 | 20% | 4 | 26.7% | 4 | 26.7% | 0 | 0% | 4 | 26.7% | 0 | 0% |
| Refusal to show arrest warrant | 0 | 0.0% | 0 | 0.0% | 0 | 0.0% | 0 | 0.0% | 0 | 0.0% | 0 | 0.0% |
| Interference with recording | 1 | 5.9% | 2 | 11.8% | 9 | 52.9% | 3 | 17.6% | 2 | 11.8% | 0 | 0% |
| Search of recording device | 0 | 0% | 0 | 0% | 4 | 80% | 0 | 0% | 1 | 20% | 0 | 0% |
| Electronic device information deletion | 0 | 0% | 0 | 0% | 2 | 66.7% | 0 | 0% | 1 | 33.3% | 0 | 0% |

| | | | | | | | | | | | | |
|--------------|-----|-------|-----|-------|-----|-------|----|------|-----|-------|---|----|
| Total | 137 | 15.2% | 280 | 31.1% | 313 | 34.8% | 50 | 5.6% | 119 | 13.2% | 0 | 0% |
|--------------|-----|-------|-----|-------|-----|-------|----|------|-----|-------|---|----|

Figure 53: Disposition of Discourtesy Allegations (YTD 2017)

| Discourtesy Allegation | Substantiated | | Exonerated | | Unsubstantiated | | Unfounded | | Officer Unidentified | | Miscellaneous | |
|------------------------|---------------|-------------|------------|-------------|-----------------|--------------|-----------|--------------|----------------------|--------------|---------------|-----------|
| | Count | % | Count | % | Count | % | Count | % | Count | % | Count | % |
| Word | 21 | 8.9% | 11 | 4.6% | 143 | 60.3% | 26 | 11% | 36 | 15.2% | 0 | 0% |
| Gesture | 0 | 0% | 0 | 0% | 3 | 100% | 0 | 0% | 0 | 0% | 0 | 0% |
| Demeanor/tone | 1 | 100% | 0 | 0% | 0 | 0% | 0 | 0% | 0 | 0% | 0 | 0% |
| Action | 2 | 9.5% | 0 | 0% | 13 | 61.9% | 3 | 14.3% | 3 | 14.3% | 0 | 0% |
| Other | 0 | 0.0% | 0 | 0.0% | 0 | 0.0% | 0 | 0.0% | 0 | 0.0% | 0 | 0.0% |
| Total | 24 | 9.2% | 11 | 4.2% | 159 | 60.7% | 29 | 11.1% | 39 | 14.9% | 0 | 0% |

Figure 54: Disposition of Offensive Language Allegations (YTD 2017)

| Offensive Language Allegation | Substantiated | | Exonerated | | Unsubstantiated | | Unfounded | | Officer Unidentified | | Miscellaneous | |
|-------------------------------|---------------|------------|------------|-----------|-----------------|--------------|-----------|--------------|----------------------|--------------|---------------|-----------|
| | Count | % | Count | % | Count | % | Count | % | Count | % | Count | % |
| Race | 1 | 4.3% | 0 | 0% | 10 | 43.5% | 8 | 34.8% | 4 | 17.4% | 0 | 0% |
| Ethnicity | 1 | 9.1% | 0 | 0% | 5 | 45.5% | 1 | 9.1% | 4 | 36.4% | 0 | 0% |
| Religion | 0 | 0.0% | 0 | 0.0% | 0 | 0.0% | 0 | 0.0% | 0 | 0.0% | 0 | 0.0% |
| Gender | 1 | 10% | 0 | 0% | 3 | 30% | 2 | 20% | 4 | 40% | 0 | 0% |
| Sexual orientation | 0 | 0% | 0 | 0% | 5 | 83.3% | 1 | 16.7% | 0 | 0% | 0 | 0% |
| Physical disability | 0 | 0% | 0 | 0% | 2 | 100% | 0 | 0% | 0 | 0% | 0 | 0% |
| Other | 3 | 37.5% | 0 | 0% | 3 | 37.5% | 1 | 12.5% | 1 | 12.5% | 0 | 0% |
| Total | 6 | 10% | 0 | 0% | 28 | 46.7% | 13 | 21.7% | 13 | 21.7% | 0 | 0% |

Figure 55: Administrative Prosecutions Unit Open Docket (March 2017)

| Case Stage | Cases | Percent |
|---|-----------|-------------|
| Charges served, Conference Date Requested | 0 | 0% |
| Awaiting filing of charges | 1 | 2% |
| Charges filed, awaiting service | 9 | 15% |
| Charges served, CORD/SoEH/DCS pending | 6 | 10% |
| Calendered for court appearance | 12 | 20% |
| Case Off Calendar - Subsequent Appearance Pending | 3 | 5% |
| Trial scheduled | 21 | 36% |
| Trial commenced | 1 | 2% |
| Plea agreed - paperwork pending | 6 | 10% |
| Total | 59 | 100% |

CORD is the CO's Report on MOS facing discipline.
 SoEH is the Summary of Employment History.
 DCS is the Disciplinary Cover Sheet.

Figure 56: Administrative Prosecutions Unit Cases Awaiting Final Disposition (March 2017)

| Case Stage | Cases | Percent |
|--|-----------|-------------|
| Disposition modified, awaiting final disp. | 2 | 2% |
| Plea filed - awaiting approval by PC | 38 | 43% |
| Verdict rendered - awaiting approval by PC | 33 | 38% |
| Verdict rendered - Fogel response due | 4 | 5% |
| Trial completed, awaiting verdict | 11 | 13% |
| Total | 88 | 100% |

A Fogel response is a letter to the Trial Commissioner with comments from the CCRB on the Trial Commissioner's report and recommendation.

Figure 57: Officers With CCRB Complaints Closed in 2017 by Command

| Patrol Services Bureau | Sustantiated MOS Mar 2017 | Substantiated MOS YTD 2017 | Total MOS Mar 2017 | Total MOS YTD 2017 |
|---|--|---|-----------------------------------|-----------------------------------|
| Patrol Borough Manhattan South Total | 1 | 4 | 14 | 60 |
| Patrol Borough Manhattan North Total | 6 | 14 | 23 | 112 |
| Patrol Borough Bronx Total | 1 | 15 | 33 | 155 |
| Patrol Borough Brooklyn South Total | 0 | 6 | 37 | 105 |
| Patrol Borough Brooklyn North Total | 3 | 27 | 29 | 157 |
| Patrol Borough Queens South Total | 2 | 12 | 20 | 95 |
| Patrol Borough Queens North Total | 0 | 5 | 12 | 40 |
| Patrol Borough Staten Island Total | 2 | 2 | 13 | 56 |
| Special Operations Division Total | 0 | 1 | 3 | 18 |
| Other Patrol Services Bureau Commands Total | 0 | 0 | 0 | 0 |
| Total | 15 | 86 | 184 | 798 |
| Other Bureaus | | | | |
| Traffic Control Division Total | 1 | 2 | 3 | 10 |
| Transit Bureau Total | 0 | 0 | 10 | 45 |
| Housing Bureau Total | 1 | 15 | 7 | 57 |
| Organized Crime Control Bureau Total | 1 | 5 | 14 | 75 |
| Detective Bureau Total | 0 | 1 | 12 | 36 |
| Other Bureaus Total | 0 | 8 | 8 | 29 |
| Total | 3 | 31 | 54 | 252 |
| Other Commands | | | | |
| Deputy Commissioners and Miscellaneous Commands Total | 0 | 0 | 2 | 7 |
| Undetermined | 0 | 0 | 2 | 10 |
| Total | 18 | 117 | 242 | 1067 |

Table shows MOS command as recorded at the time of complaint.

Figure 58A: Officers With CCRB Complaints Closed in 2017 by Command - Patrol Borough Manhattan South

| Manhattan South | Sustantiated MOS Mar 2017 | Substantiated MOS YTD 2017 | Total MOS Mar 2017 | Total MOS YTD 2017 |
|--|--|---|-----------------------------------|-----------------------------------|
| 001 Precinct | 0 | 0 | 0 | 5 |
| 005 Precinct | 0 | 0 | 0 | 0 |
| 006 Precinct | 0 | 1 | 1 | 2 |
| 007 Precinct | 0 | 0 | 1 | 6 |
| 009 Precinct | 1 | 1 | 4 | 8 |
| 010 Precinct | 0 | 0 | 3 | 9 |
| 013 Precinct | 0 | 0 | 0 | 2 |
| Midtown South Precinct | 0 | 0 | 4 | 11 |
| 017 Precinct | 0 | 0 | 0 | 4 |
| Midtown North Precinct | 0 | 1 | 1 | 10 |
| Precincts Total | 1 | 3 | 14 | 57 |
| Patrol Borough Manhattan South Task Force | 0 | 0 | 0 | 0 |
| Patrol Borough Manhattan South HQ | 0 | 1 | 0 | 3 |
| Patrol Borough Manhattan South Anti-Crime Unit | 0 | 0 | 0 | 0 |
| Patrol Borough Manhattan South Total | 1 | 4 | 14 | 60 |

Table shows MOS command as recorded at the time of complaint.

Figure 58B: Officers With CCRB Complaints Closed in 2017 by Command - Patrol Borough Manhattan North

| Manhattan North | Sustantiated MOS Mar 2017 | Substantiated MOS YTD 2017 | Total MOS Mar 2017 | Total MOS YTD 2017 |
|--|--|---|-----------------------------------|-----------------------------------|
| 019 Precinct | 0 | 0 | 3 | 14 |
| 020 Precinct | 1 | 1 | 3 | 7 |
| 023 Precinct | 0 | 0 | 1 | 9 |
| 024 Precinct | 0 | 2 | 1 | 10 |
| 025 Precinct | 1 | 1 | 3 | 6 |
| 026 Precinct | 0 | 0 | 0 | 0 |
| Central Park Precinct | 0 | 0 | 0 | 0 |
| 028 Precinct | 0 | 0 | 0 | 12 |
| 030 Precinct | 0 | 3 | 1 | 17 |
| 032 Precinct | 4 | 6 | 7 | 16 |
| 033 Precinct | 0 | 0 | 0 | 10 |
| 034 Precinct | 0 | 1 | 4 | 11 |
| Precincts Total | 6 | 14 | 23 | 112 |
| Patrol Borough Manhattan North Task Force | 0 | 0 | 0 | 0 |
| Patrol Borough Manhattan North HQ | 0 | 0 | 0 | 0 |
| Patrol Borough Manhattan North Anti-Crime Unit | 0 | 0 | 0 | 0 |
| Manhattan North Impact Response Team | 0 | 0 | 0 | 0 |
| Patrol Borough Manhattan North Total | 6 | 14 | 23 | 112 |

Table shows MOS command as recorded at the time of complaint.

Figure 58C: Officers With CCRB Complaints Closed in 2017 by Command - Patrol Borough Bronx

| Bronx | Sustantiated MOS Mar 2017 | Substantiated MOS YTD 2017 | Total MOS Mar 2017 | Total MOS YTD 2017 |
|--------------------------------------|--|---|-----------------------------------|-----------------------------------|
| 040 Precinct | 0 | 0 | 2 | 9 |
| 041 Precinct | 0 | 2 | 7 | 17 |
| 042 Precinct | 1 | 2 | 2 | 17 |
| 043 Precinct | 0 | 0 | 2 | 7 |
| 044 Precinct | 0 | 3 | 1 | 8 |
| 045 Precinct | 0 | 3 | 0 | 8 |
| 046 Precinct | 0 | 0 | 2 | 13 |
| 047 Precinct | 0 | 3 | 1 | 31 |
| 048 Precinct | 0 | 0 | 0 | 4 |
| 049 Precinct | 0 | 1 | 0 | 2 |
| 050 Precinct | 0 | 0 | 3 | 13 |
| 052 Precinct | 0 | 0 | 13 | 22 |
| Precincts Total | 1 | 14 | 33 | 151 |
| Patrol Borough Bronx Task Force | 0 | 0 | 0 | 3 |
| Patrol Borough Bronx HQ | 0 | 1 | 0 | 1 |
| Patrol Borough Bronx Anti-Crime Unit | 0 | 0 | 0 | 0 |
| Bronx Impact Response Team | 0 | 0 | 0 | 0 |
| Patrol Borough Bronx Total | 1 | 15 | 33 | 155 |

Table shows MOS command as recorded at the time of complaint.

Figure 58D: Officers With CCRB Complaints Closed in 2017 by Command - Patrol Borough Brooklyn South

| Brooklyn South | Sustantiated MOS Mar 2017 | Substantiated MOS YTD 2017 | Total MOS Mar 2017 | Total MOS YTD 2017 |
|---|---------------------------------|----------------------------------|--------------------------|--------------------------|
| 060 Precinct | 0 | 0 | 1 | 4 |
| 061 Precinct | 0 | 0 | 2 | 9 |
| 062 Precinct | 0 | 1 | 2 | 5 |
| 063 Precinct | 0 | 0 | 1 | 5 |
| 066 Precinct | 0 | 1 | 2 | 9 |
| 067 Precinct | 0 | 1 | 7 | 15 |
| 068 Precinct | 0 | 0 | 2 | 7 |
| 069 Precinct | 0 | 0 | 3 | 9 |
| 070 Precinct | 0 | 0 | 7 | 13 |
| 071 Precinct | 0 | 2 | 1 | 8 |
| 072 Precinct | 0 | 1 | 4 | 11 |
| 076 Precinct | 0 | 0 | 4 | 5 |
| 078 Precinct | 0 | 0 | 1 | 2 |
| Precincts Total | 0 | 6 | 37 | 102 |
| Patrol Borough Brooklyn South Task Force | 0 | 0 | 0 | 2 |
| Patrol Borough Brooklyn South HQ | 0 | 0 | 0 | 0 |
| Patrol Borough Brooklyn South Anti-Crime Unit | 0 | 0 | 0 | 1 |
| Brooklyn South Impact Response Team | 0 | 0 | 0 | 0 |
| Patrol Borough Brooklyn South Total | 0 | 6 | 37 | 105 |

Table shows MOS command as recorded at the time of complaint.

Figure 58E: Officers With CCRB Complaints Closed in 2017 by Command - Patrol Borough Brooklyn North

| Brooklyn North | Sustantiated MOS Mar 2017 | Substantiated MOS YTD 2017 | Total MOS Mar 2017 | Total MOS YTD 2017 |
|---|---------------------------------|----------------------------------|--------------------------|--------------------------|
| 073 Precinct | 0 | 4 | 2 | 22 |
| 075 Precinct | 1 | 14 | 2 | 50 |
| 077 Precinct | 0 | 1 | 4 | 6 |
| 079 Precinct | 0 | 1 | 2 | 4 |
| 081 Precinct | 0 | 1 | 5 | 21 |
| 083 Precinct | 0 | 1 | 2 | 14 |
| 084 Precinct | 0 | 0 | 1 | 1 |
| 088 Precinct | 0 | 0 | 3 | 6 |
| 090 Precinct | 2 | 2 | 6 | 22 |
| 094 Precinct | 0 | 0 | 0 | 3 |
| Precincts Total | 3 | 24 | 27 | 149 |
| Patrol Borough Brooklyn North Task Force | 0 | 0 | 0 | 0 |
| Patrol Borough Brooklyn North HQ | 0 | 0 | 2 | 3 |
| Patrol Borough Brooklyn North Anti-Crime Unit | 0 | 3 | 0 | 5 |
| Brooklyn North Impact Response Team | 0 | 0 | 0 | 0 |
| Patrol Borough Brooklyn North Total | 3 | 27 | 29 | 157 |

Table shows MOS command as recorded at the time of complaint.

Figure 58F: Officers With CCRB Complaints Closed in 2017 by Command - Patrol Borough Queens South

| Queens South | Sustantiated MOS Mar 2017 | Sustantiated MOS YTD 2017 | Total MOS Mar 2017 | Total MOS YTD 2017 |
|---|--|--|-----------------------------------|-----------------------------------|
| 100 Precinct | 0 | 1 | 1 | 13 |
| 101 Precinct | 2 | 3 | 7 | 18 |
| 102 Precinct | 0 | 0 | 0 | 7 |
| 103 Precinct | 0 | 0 | 3 | 8 |
| 105 Precinct | 0 | 2 | 5 | 10 |
| 106 Precinct | 0 | 0 | 1 | 11 |
| 107 Precinct | 0 | 1 | 1 | 4 |
| 113 Precinct | 0 | 4 | 2 | 19 |
| Precincts Total | 2 | 11 | 20 | 90 |
| Patrol Borough Queens South Task Force | 0 | 0 | 0 | 3 |
| Patrol Borough Queens South HQ | 0 | 0 | 0 | 0 |
| Patrol Borough Queens South Anti-Crime Unit | 0 | 1 | 0 | 2 |
| Queens South Impact Response Team | 0 | 0 | 0 | 0 |
| Patrol Borough Queens South Total | 2 | 12 | 20 | 95 |

Table shows MOS command as recorded at the time of complaint.

Figure 58G: Officers With CCRB Complaints Closed in 2017 by Command - Patrol Borough Queens North

| Queens North | Sustantiated MOS Mar 2017 | Substantiated MOS YTD 2017 | Total MOS Mar 2017 | Total MOS YTD 2017 |
|---|--|---|-----------------------------------|-----------------------------------|
| 104 Precinct | 0 | 0 | 0 | 1 |
| 108 Precinct | 0 | 0 | 1 | 5 |
| 109 Precinct | 0 | 1 | 0 | 2 |
| 110 Precinct | 0 | 4 | 5 | 12 |
| 111 Precinct | 0 | 0 | 0 | 4 |
| 112 Precinct | 0 | 0 | 0 | 2 |
| 114 Precinct | 0 | 0 | 4 | 10 |
| 115 Precinct | 0 | 0 | 2 | 4 |
| Precincts Total | 0 | 5 | 12 | 40 |
| Patrol Borough Queens North Task Force | 0 | 0 | 0 | 0 |
| Patrol Borough Queens North HQ | 0 | 0 | 0 | 0 |
| Patrol Borough Queens North Anti-Crime Unit | 0 | 0 | 0 | 0 |
| Patrol Borough Queens North Total | 0 | 5 | 12 | 40 |

Table shows MOS command as recorded at the time of complaint.

Figure 58H: Officers With CCRB Complaints Closed in 2017 by Command - Patrol Borough Staten Island

| Staten Island | Sustantiated MOS Mar 2017 | Substantiated MOS YTD 2017 | Total MOS Mar 2017 | Total MOS YTD 2017 |
|--|--|---|-----------------------------------|-----------------------------------|
| 120 Precinct | 0 | 0 | 1 | 21 |
| 122 Precinct | 1 | 1 | 3 | 9 |
| 123 Precinct | 1 | 1 | 4 | 4 |
| 121 Precinct | 0 | 0 | 3 | 20 |
| Precincts Total | 2 | 2 | 11 | 54 |
| Patrol Borough Staten Island Task Force | 0 | 0 | 0 | 0 |
| Patrol Borough Staten Island HQ | 0 | 0 | 2 | 2 |
| Patrol Borough Staten Island Anti-Crime Unit | 0 | 0 | 0 | 0 |
| Staten Island Housing Unit | 0 | 0 | 0 | 0 |
| Staten Island Court Section | 0 | 0 | 0 | 0 |
| Staten Island Impact Response Team | 0 | 0 | 0 | 0 |
| Patrol Borough Staten Island Total | 2 | 2 | 13 | 56 |

Table shows MOS command as recorded at the time of complaint.

Figure 58I: Officers With CCRB Complaints Closed in 2017 by Command - Special Operations Division

| Special Operations | Sustantiated MOS Mar 2017 | Substantiated MOS YTD 2017 | Total MOS Mar 2017 | Total MOS YTD 2017 |
|--|--|---|-----------------------------------|-----------------------------------|
| Emergency Services Unit and Squads 1-10 | 0 | 0 | 3 | 14 |
| Harbor Unit | 0 | 0 | 0 | 0 |
| Aviation Unit | 0 | 0 | 0 | 0 |
| Canine Team | 0 | 0 | 0 | 0 |
| Mounted Unit | 0 | 0 | 0 | 0 |
| 2 SOD Strategic Response Group | 0 | 1 | 0 | 4 |
| Special Operations Division Headquarters | 0 | 0 | 0 | 0 |
| Special Operations Division Total | 0 | 1 | 3 | 18 |

Table shows MOS command as recorded at the time of complaint.

Figure 58J: Officers With CCRB Complaints Closed in 2017 by Command - Other Patrol Services Bureau Commands

| Other Patrol Services Bureau Commands | Sustantiated MOS Mar 2017 | Substantiated MOS YTD 2017 | Total MOS Mar 2017 | Total MOS YTD 2017 |
|--|--|---|-----------------------------------|-----------------------------------|
| Chiefs Office | 0 | 0 | 0 | 0 |
| Special Operations Division Taxi Unit | 0 | 0 | 0 | 0 |
| Other Patrol Services Bureau Commands Total | 0 | 0 | 0 | 0 |

Table shows MOS command as recorded at the time of complaint.

Figure 58K: Officers With CCRB Complaints Closed in 2017 by Command - Traffic Control Division

| Traffic Control Division | Sustantiated MOS Mar 2017 | Substantiated MOS YTD 2017 | Total MOS Mar 2017 | Total MOS YTD 2017 |
|--|--|---|-----------------------------------|-----------------------------------|
| Traffic Control Division - Headquarters Command | 0 | 0 | 0 | 0 |
| Manhattan Traffic Task Force | 0 | 0 | 0 | 1 |
| Brooklyn Traffic Task Force | 0 | 0 | 0 | 0 |
| Bronx Traffic Task Force | 0 | 0 | 0 | 0 |
| Queens Traffic Task Force | 0 | 0 | 0 | 0 |
| Surface Transportation Enforcement Division (STED) | 0 | 0 | 0 | 0 |
| Bus Unit | 0 | 0 | 0 | 0 |
| Traffic Control Parking Enforcement District | 0 | 0 | 0 | 0 |
| Traffic Control Tow Units | 0 | 0 | 0 | 0 |
| Traffic Control Summons Enforcement | 0 | 0 | 0 | 0 |
| Traffic Command Intersection Control | 0 | 0 | 0 | 0 |
| Traffic Control Intelligence Unit | 0 | 0 | 0 | 0 |
| Highway District | 0 | 0 | 0 | 0 |
| Highway Unit #1 | 0 | 1 | 1 | 5 |
| Highway Unit #2 | 1 | 1 | 2 | 3 |
| Highway Unit #3 | 0 | 0 | 0 | 0 |
| Highway Unit #4 | 0 | 0 | 0 | 0 |
| Highway Unit #5 | 0 | 0 | 0 | 1 |
| Highway Safety Enforcement Unit | 0 | 0 | 0 | 0 |
| Movie and TV Unit | 0 | 0 | 0 | 0 |
| Traffic Control Division Total | 1 | 2 | 3 | 10 |

Table shows MOS command as recorded at the time of complaint.

Figure 58L: Officers With CCRB Complaints Closed in 2017 by Command - Transit Bureau

| Transit Bureau | Sustantiated MOS Mar 2017 | Substantiated MOS YTD 2017 | Total MOS Mar 2017 | Total MOS YTD 2017 |
|--|--|---|-----------------------------------|-----------------------------------|
| Transit Bureau Headquarters | 0 | 0 | 0 | 0 |
| Transit Bureau Authority Liaison | 0 | 0 | 0 | 0 |
| Transit Bureau Inspections | 0 | 0 | 0 | 0 |
| Transit Bureau Spec. Invest. Unit | 0 | 0 | 0 | 0 |
| Transit Bureau Crime Analysis | 0 | 0 | 0 | 0 |
| Transit Bureau Patrol Operations | 0 | 0 | 0 | 0 |
| Transit Bureau Manhattan | 0 | 0 | 0 | 0 |
| Transit Bureau Bronx | 0 | 0 | 0 | 0 |
| Transit Bureau Queens | 0 | 0 | 0 | 0 |
| Transit Bureau Brooklyn | 0 | 0 | 0 | 0 |
| TB DT01 | 0 | 0 | 0 | 1 |
| TB DT02 | 0 | 0 | 0 | 1 |
| TB DT03 | 0 | 0 | 3 | 10 |
| TB DT04 | 0 | 0 | 1 | 3 |
| TB DT11 | 0 | 0 | 0 | 4 |
| TB DT12 | 0 | 0 | 2 | 5 |
| TB DT20 | 0 | 0 | 3 | 4 |
| TB DT23 | 0 | 0 | 0 | 1 |
| TB DT30 | 0 | 0 | 1 | 1 |
| TB DT32 | 0 | 0 | 0 | 1 |
| TB DT33 | 0 | 0 | 0 | 7 |
| TB DT34 | 0 | 0 | 0 | 0 |
| Transit Bureau Manhattan Task Force | 0 | 0 | 0 | 3 |
| Transit Bureau Bronx Task Force | 0 | 0 | 0 | 0 |
| Transit Bureau Queens Task Force | 0 | 0 | 0 | 0 |
| Transit Bureau Brooklyn Task Force | 0 | 0 | 0 | 0 |
| Transit Bureau Homeless Outreach Unit | 0 | 0 | 0 | 1 |
| Transit Division Canine Unit | 0 | 0 | 0 | 0 |
| Transit Bureau Vandal Unit | 0 | 0 | 0 | 0 |
| Transit Bureau Special Operations Unit | 0 | 0 | 0 | 0 |
| TB Anti-Terrorism | 0 | 0 | 0 | 3 |
| Transportation Bureau and Transit Other Commands | 0 | 0 | 0 | 0 |
| Transit Bureau Total | 0 | 0 | 10 | 45 |

Table shows MOS command as recorded at the time of complaint.

Figure 58M: Officers With CCRB Complaints Closed in 2017 by Command - Housing Bureau

| Housing Bureau | Sustantiated MOS Mar 2017 | Substantiated MOS YTD 2017 | Total MOS Mar 2017 | Total MOS YTD 2017 |
|---|--|---|-----------------------------------|-----------------------------------|
| Housing Bureau (Office of the Chief Command Center) | 0 | 0 | 0 | 0 |
| Housing Bureau Special Operations Section | 0 | 0 | 0 | 0 |
| PSA 1 | 0 | 0 | 0 | 1 |
| PSA 2 | 0 | 0 | 0 | 8 |
| PSA 3 | 0 | 3 | 1 | 8 |
| PSA 4 | 0 | 0 | 0 | 4 |
| PSA 5 | 0 | 3 | 1 | 9 |
| PSA 6 | 0 | 3 | 0 | 8 |
| PSA 7 | 0 | 3 | 3 | 11 |
| PSA 8 | 0 | 1 | 0 | 1 |
| PSA 9 | 0 | 0 | 1 | 4 |
| Housing Bureau Brooklyn/Staten Island | 0 | 0 | 0 | 0 |
| Housing Bureau Manhattan | 0 | 0 | 0 | 0 |
| Housing Bureau Bronx/Queens | 0 | 0 | 0 | 0 |
| Housing Bureau Investigations | 0 | 0 | 0 | 0 |
| Housing Bureau Elevator Vandalism Unit | 0 | 0 | 0 | 0 |
| Housing Bureau Operations and Misc. Commands | 0 | 0 | 0 | 0 |
| Housing Bureau Total | 1 | 15 | 7 | 57 |
| Housing Borough Brooklyn Impact Response Team | 0 | 1 | 0 | 2 |
| Housing Borough Manhattan Impact Response Team | 1 | 1 | 1 | 1 |
| Housing Borough Bronx/Queens Impact Response Team | 0 | 0 | 0 | 0 |
| Housing Bureau Total | 1 | 15 | 7 | 57 |

Table shows MOS command as recorded at the time of complaint.

Figure 58N: Officers With CCRB Complaints Closed in 2017 by Command - Organized Crime Control Bureau

| Organized Crime Control Bureau | Sustantiated MOS Mar 2017 | Substantiated MOS YTD 2017 | Total MOS Mar 2017 | Total MOS YTD 2017 |
|---|--|---|-----------------------------------|-----------------------------------|
| Queens Narcotics | 0 | 0 | 0 | 10 |
| Manhattan North Narcotics | 0 | 0 | 0 | 6 |
| Manhattan South Narcotics | 0 | 2 | 0 | 4 |
| Bronx Narcotics | 0 | 1 | 3 | 17 |
| Staten Island Narcotics | 0 | 1 | 0 | 4 |
| Brooklyn North Narcotics | 0 | 0 | 8 | 27 |
| Brooklyn South Narcotics | 1 | 1 | 3 | 6 |
| Narcotics Headquarters | 0 | 0 | 0 | 0 |
| Auto Crime Division | 0 | 0 | 0 | 0 |
| Vice Enforcement Division | 0 | 0 | 0 | 0 |
| Drug Enforcement Task Force | 0 | 0 | 0 | 0 |
| Organized Crime Headquarters | 0 | 0 | 0 | 1 |
| Organized Crime Control Bureau Total | 1 | 5 | 14 | 75 |

Table shows MOS command as recorded at the time of complaint.

Figure 580: Officers With CCRB Complaints Closed in 2017 by Command - Detective Bureau

| Detective Bureau | Sustantiated MOS Mar 2017 | Substantiated MOS YTD 2017 | Total MOS Mar 2017 | Total MOS YTD 2017 |
|---|--|---|-----------------------------------|-----------------------------------|
| Detective Bureau Headquarters | 0 | 0 | 0 | 0 |
| Central Investigation and Resource Division | 0 | 0 | 0 | 0 |
| Special Investigations Division | 0 | 0 | 0 | 0 |
| Special Victims Division | 0 | 0 | 0 | 0 |
| Forensic Investigations Division | 0 | 0 | 0 | 1 |
| Fugitive Enforcement Division | 0 | 0 | 0 | 0 |
| Gang Division | 0 | 0 | 2 | 4 |
| Detective Borough Bronx | 0 | 0 | 1 | 6 |
| Detective Borough Manhattan | 0 | 0 | 2 | 6 |
| Detective Borough Brooklyn | 0 | 1 | 6 | 11 |
| Detective Borough Queens | 0 | 0 | 1 | 6 |
| Detective Borough Staten Island | 0 | 0 | 0 | 0 |
| DB Queens North Operations | 0 | 0 | 0 | 2 |
| DB Queens South Operations | 0 | 0 | 0 | 0 |
| Detective Bureau Total | 0 | 1 | 12 | 36 |

Table shows MOS command as recorded at the time of complaint.

Figure 58P: Officers With CCRB Complaints Closed in 2017 by Command - Other Bureaus

| Other Bureaus | Sustantiated MOS Mar 2017 | Substantiate d MOS YTD 2017 | Total MOS Mar 2017 | Total MOS YTD 2017 |
|-------------------------------|--|--|-----------------------------------|-----------------------------------|
| Internal Affairs Bureau | | | | |
| Internal Affairs Bureau | 0 | 0 | 0 | 0 |
| Criminal Justice Bureau | | | | |
| Court Division | 0 | 8 | 8 | 29 |
| Court Bureau | 0 | 0 | 0 | 0 |
| Court LMSI | 0 | 0 | 0 | 0 |
| Court Unit | 0 | 0 | 0 | 0 |
| Criminal Justice Headquarters | 0 | 0 | 0 | 0 |
| Support Services Bureau | | | | |
| Property Clerk Division | 0 | 0 | 0 | 0 |
| Fleet Services | 0 | 0 | 0 | 0 |
| Central Records Division | 0 | 0 | 0 | 0 |
| Personnel Bureau | | | | |
| Applicant Processing Division | 0 | 0 | 0 | 0 |
| Health Services | 0 | 0 | 0 | 0 |
| Personnel Bureau Headquarters | 0 | 0 | 0 | 0 |
| Other Bureaus Total | 0 | 8 | 8 | 29 |

Table shows MOS command as recorded at the time of complaint.

Figure 58Q: Officers With CCRB Complaints Closed in 2017 by Command - Deputy Commissioners and Miscellaneous Commands

| Deputy Commissioners and Miscellaneous Commands | Sustantiated MOS Mar 2017 | Sustantiated MOS YTD 2017 | Total MOS Mar 2017 | Total MOS YTD 2017 |
|--|----------------------------------|----------------------------------|---------------------------|---------------------------|
| Deputy Commissioner Legal Matters - License Division | 0 | 0 | 0 | 0 |
| Deputy Commissioner Legal Matters - Legal Bureau | 0 | 0 | 0 | 0 |
| DC Training | 0 | 0 | 0 | 0 |
| Deputy Commissioner Training - Police Academy | 0 | 0 | 0 | 0 |
| Deputy Commissioner Training - Police Academy Training | 0 | 0 | 0 | 0 |
| Deputy Commissioner Training - In-service Training Section | 0 | 0 | 0 | 1 |
| Deputy Commissioner Management and Budget | 0 | 0 | 0 | 0 |
| Police Commissioner Office | 0 | 0 | 0 | 1 |
| Community Affairs Division | 0 | 0 | 0 | 0 |
| Chief of Community Affairs | 0 | 0 | 0 | 0 |
| Community Affairs Juvenile Section | 0 | 0 | 0 | 0 |
| School Safety Bronx/Manhattan | 0 | 0 | 0 | 0 |
| School Safety Queens/Brooklyn | 0 | 0 | 0 | 0 |
| Office of Equal Employment | 0 | 0 | 0 | 0 |
| Deputy Commissioner Operations | 0 | 0 | 0 | 0 |
| DC Operations Financial Mgmt. | 0 | 0 | 0 | 0 |
| Intelligence Division | 0 | 0 | 1 | 4 |
| Chief of Department | 0 | 0 | 1 | 1 |
| Department Advocate | 0 | 0 | 0 | 0 |
| Deputy Commissioner Public Information | 0 | 0 | 0 | 0 |
| Crime Prevention | 0 | 0 | 0 | 0 |
| First Deputy Commissioner | 0 | 0 | 0 | 0 |
| Office of Management, Analysis and Planning | 0 | 0 | 0 | 0 |
| Quality Assurance Division | 0 | 0 | 0 | 0 |
| Deputy Commissioner Counterterrorism | 0 | 0 | 0 | 0 |
| Chief of Department Evaluation Section | 0 | 0 | 0 | 0 |
| Deputy Commissioners and Miscellaneous Commands Total | 0 | 0 | 2 | 7 |

Table shows MOS command as recorded at the time of complaint.