



BILL DE BLASIO  
MAYOR

CIVILIAN COMPLAINT REVIEW BOARD  
100 CHURCH STREET 10th FLOOR  
NEW YORK, NEW YORK 10007 ♦ TELEPHONE (212) 912-7235  
[www.nyc.gov/ccrb](http://www.nyc.gov/ccrb)

MAYA D. WILEY, ESQ.  
CHAIR

**Executive Director's Monthly Report**  
**March 2017**  
**(Statistics for February 2017)**

## Contents

Executive Summary	2
Glossary	3
Complaints Received	4
CCRB Cases Received By Borough and Precinct	5
Allegations Received	7
CCRB Docket	10
Closed Cases	12
Resolving Cases	12
Dispositions / Case Abstracts	13
Dispositions - Full Investigations	15
Dispositions - All CCRB Cases	16
Dispositions - Allegations	17
Substantiation Rates	19
Substantiation Rates and Video	19
Board Discipline Recommendations for Substantiated Complaints	20
Board Discipline Recommendations for Substantiated Allegations	22
Truncations	27
Mediation Unit	28
Administrative Prosecution Unit	30
NYPD Discipline	31
Appendix	36

# Executive Summary

The Civilian Complaint Review Board (“CCRB”) is an independent municipal Agency that investigates complaints of NYPD misconduct. Every month, the CCRB prepares an Executive Director report for its public meeting. In general, investigations are being conducted more efficiently than at any period in the Agency’s history. The raw number of substantiations and percentage of cases being substantiated are at historic levels. Video evidence is playing a crucial role in the outcome of cases. Data for February 2017 included the following highlights:

- 1) The CCRB continues to close its cases more efficiently. Of the cases that remain in the CCRB active docket, 92% have been open for four months or less, and 98% have been open for seven months or less (page 10). In February, the CCRB opened 349 new cases (page 4), and currently has a docket of 885 cases (page 11).
- 2) The CCRB substantiated allegations in 22% of its fully investigated cases (page 19).
- 3) The CCRB fully investigated 53% of the cases it closed in February (page 12) and resolved (fully investigated, mediated or mediation attempted) 62% of the cases it closed in February (page 12). The Agency's truncation rate is 38% (page 12). This is primarily driven by complainant/victim/witness uncooperative.
- 4) For February, investigations using video evidence resulted in substantiated allegations in 31% of cases - compared to 18% of substantiated cases in which video was not available (page 19).
- 5) The Monthly Report includes a breakdown of complaints and substantiations by NYPD precinct and borough of occurrence (pages 5-6).
- 6) In February the PC finalized penalty decisions against 4 officers. The APU has conducted trials against 7 respondent officers year to date, and trials against 4 respondent officers in February. The CCRB's Administrative Prosecution Unit (APU) prosecutes the most serious allegations of misconduct.

Finally, the Monthly Report contains a Table of Contents, Glossary, and Appendix, all meant to assist readers in navigating this report. The CCRB is committed to producing monthly reports that are valuable to the public, and welcome feedback on how to make our data more accessible.

# Glossary

In this glossary we have included a list of terms that regularly appear in our reports.

**Allegation:** An allegation is a specific act of misconduct. The same “complaint” can have multiple allegations – excessive force and discourteous language, for example. Each allegation is reviewed separately during an investigation.

**APU:** The Administrative Prosecution Unit is the division of the CCRB that has prosecuted “charges” cases since April 2013, after the signing of a 2012 Memorandum of Understanding between the CCRB and NYPD.

**Board Panel:** The “Board” of the CCRB has 13 members appointed by the mayor. Of the 13 members, five are chosen by the Mayor, five are chosen by the City Council, and three are chosen by the Police Commissioner. Following a completed investigation by the CCRB staff, three Board members, sitting as a Board Panel, will make a finding on whether misconduct occurred and will make a recommendation on what level of penalty should follow.

**Case/Complaint:** For the purposes of CCRB data, a “case” or “complaint” is defined as any incident within the Agency’s jurisdiction, brought to resolution by the CCRB. Cases/Complaints thus include truncations, fully investigated or ongoing cases, mediations, and completed investigations pending Board Panel review.

**Disposition:** The Board’s finding as to the outcome of a case (i.e. if misconduct occurred).

**FADO:** Under the City Charter, the CCRB has jurisdiction to investigate the following categories of police misconduct: Force, Abuse of Authority, Discourtesy, and Offensive Language, collectively known as “FADO”.

**Intake:** CCRB’s Intake team initially handles complaints from the public. Intake takes complaints that come via live phone calls, voicemails, an online complaint form, or in-person.

**Investigation:** CCRB investigators gather evidence and interview witnesses to prepare reports on misconduct allegations. An investigation ends when a closing report is prepared detailing the evidence and a legal analysis, and the case is given to the Board for disposition.

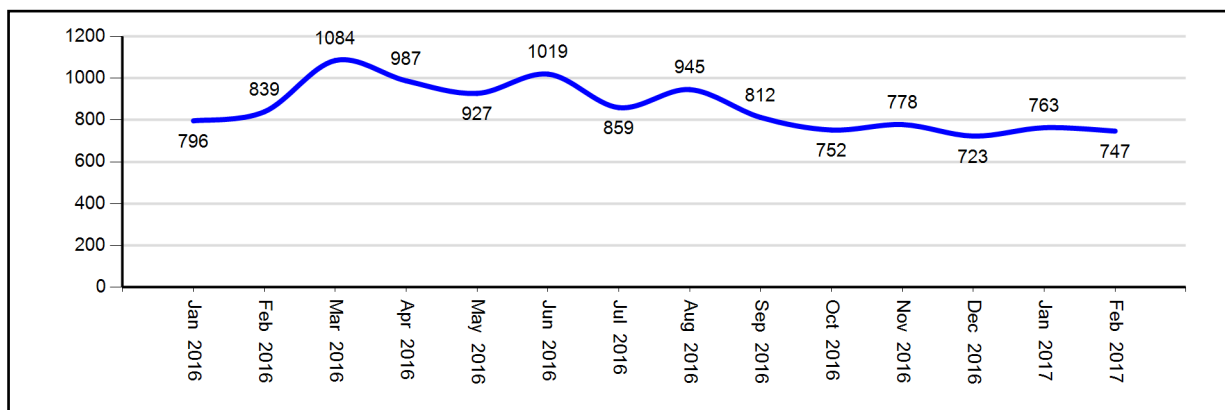
**Mediation:** A complainant may mediate his or her case with the subject officer, in lieu of an investigation, with the CCRB providing a neutral, third-party mediator.

**Truncation:** If a case is not fully investigated due to the victim’s lack of interest or availability, the case is closed and is considered “truncated.”

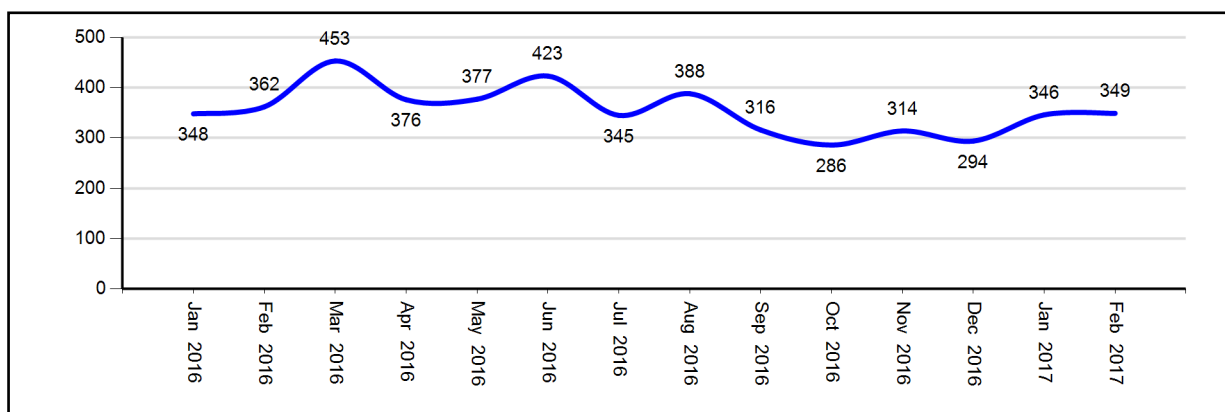
# Complaints Received

The CCRB’s Intake team processes misconduct complaints from the public and referrals from the NYPD. Under the New York City Charter, the CCRB’s jurisdiction is limited to allegations of misconduct related to Force, Abuse of Authority, Discourtesy and Offensive Language. All other complaints are referred to the appropriate agency. Figure 1 refers to all complaints that the CCRB receives and Figures 2 and 3 refer to new cases that remain with the Agency. In February 2017, the CCRB initiated 349 new complaints.

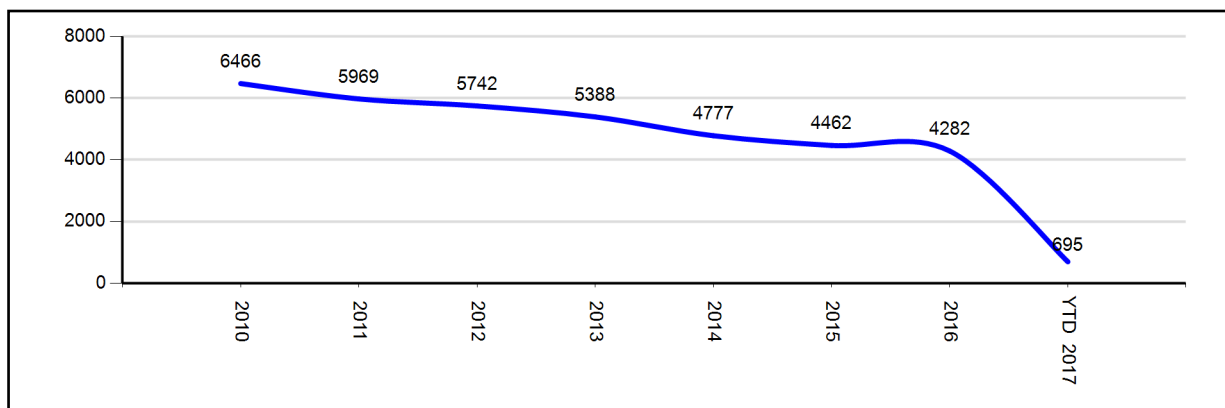
**Figure 1: Total Intake by Month (January 2016 - February 2017)**



**Figure 2: New CCRB Complaints by Month (January 2016 - February 2017)**



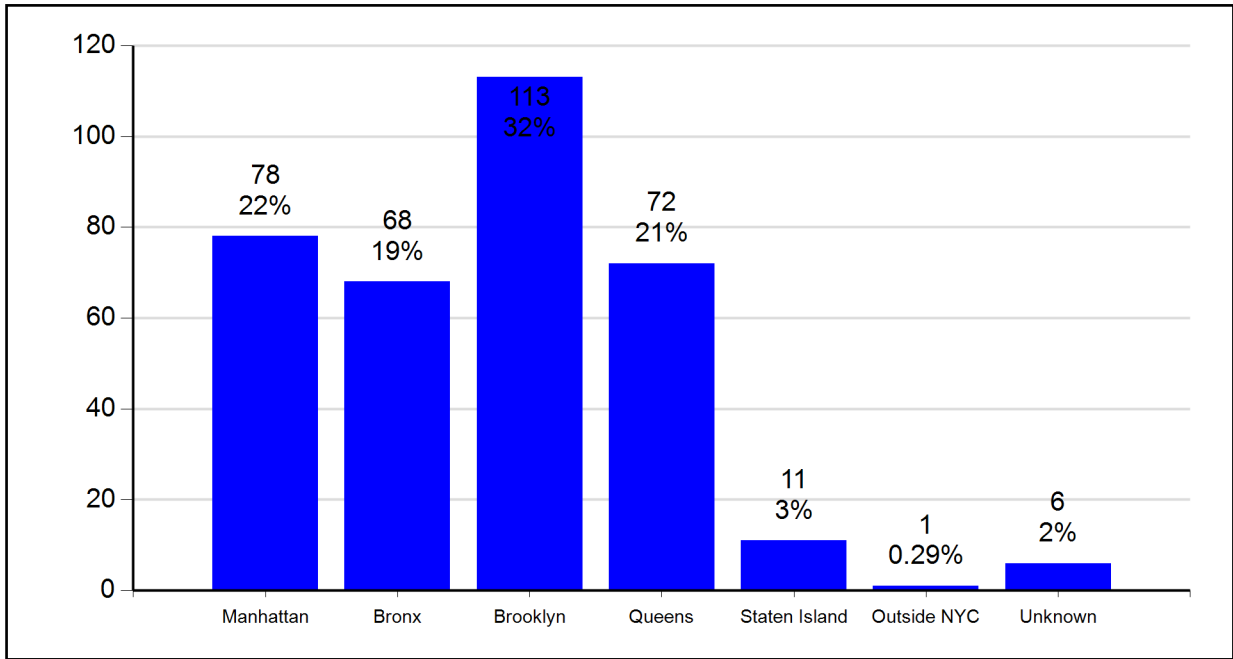
**Figure 3: New CCRB Complaints by Year (2010 - YTD 2017)**



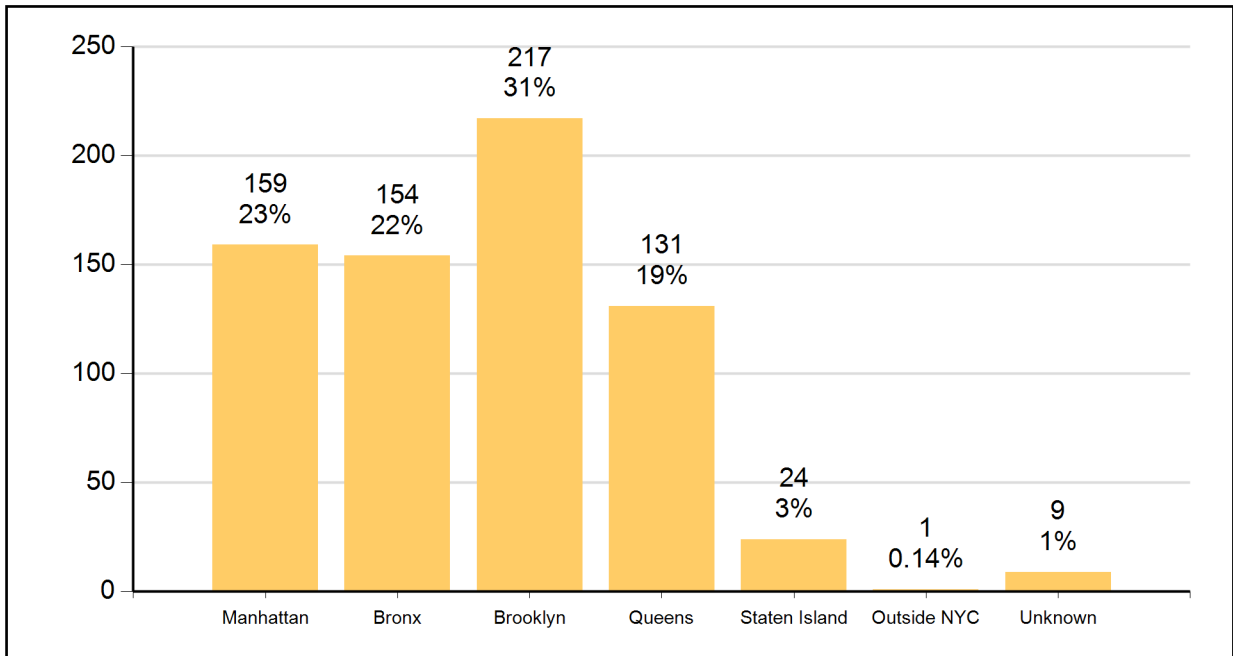
## CCRB Cases Received by Borough and Precinct

Of the five boroughs, the largest number of misconduct complaints stemmed from incidents occurring in Brooklyn, followed by Manhattan. A leading 15 incidents took place in the 101st Precinct.

**Figure 4: CCRB Complaints Received By Borough of Occurrence (February 2017)**



**Figure 5: CCRB Complaints Received By Borough of Occurrence (YTD 2017)**



**Figure 6: CCRB Complaints Received By Precinct of Occurrence (February 2017)**

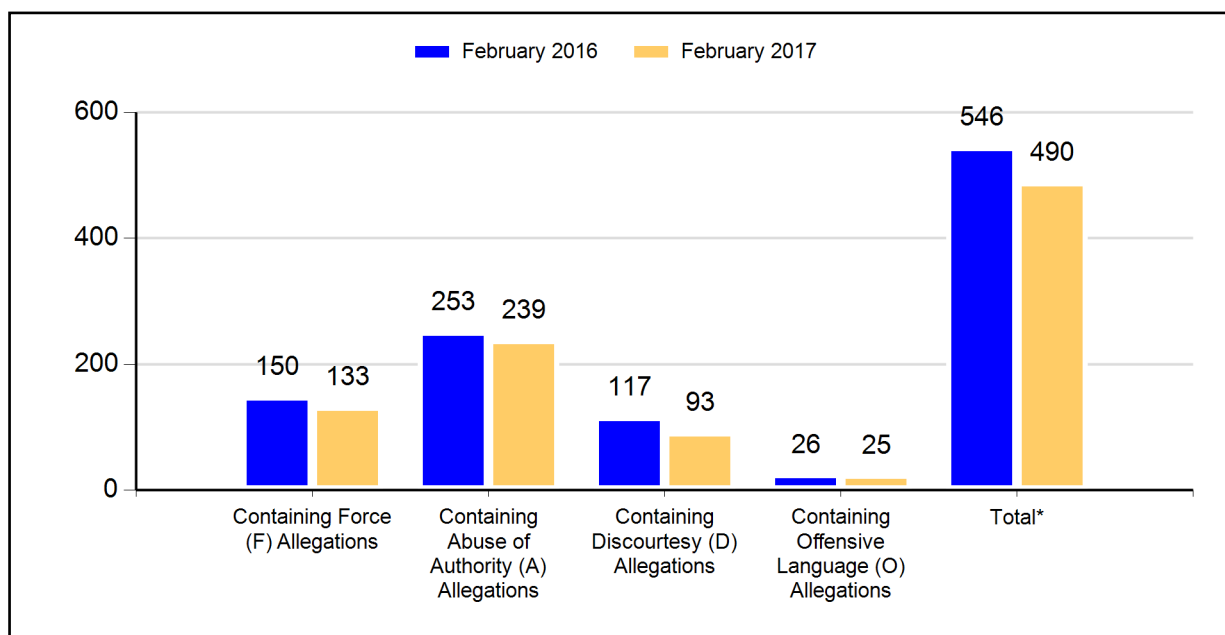
NYPD Precinct of Occurrence*	Number of Complaints	NYPD Precinct of Occurrence*	Number of Complaints
1	1	67	7
5	3	68	5
6	4	69	4
7	2	70	4
9	2	71	6
10	1	72	4
13	3	73	7
14	8	75	12
17	1	76	7
18	8	77	8
19	5	78	2
20	4	79	4
23	3	81	6
24	2	83	4
25	4	84	5
26	4	88	2
28	3	90	4
30	3	94	1
32	8	100	1
33	4	101	15
34	4	102	2
40	5	103	4
41	4	104	6
42	8	105	9
43	11	106	6
44	3	107	8
45	4	108	3
46	7	111	1
47	6	112	2
48	4	113	5
49	3	114	3
50	5	115	3
52	6	120	3
60	9	121	3
61	3	122	1
62	2	123	4
63	3	Unknown	6
66	2		

\*These figures track where an incident occurred, not necessarily the Command of the officer. For example, a complaint filed against officers assigned to a Narcotics unit working in East New York would be counted as occurring in the 75th Precinct.

# Allegations Received

As described in the previous section, the CCRB has jurisdiction over four categories of NYPD misconduct. In comparing February 2016 to February 2017, the number of complaints containing an allegation of Force are down, Abuse of Authority are down, Discourtesy are down and Offensive Language are down. Figures for the year to date comparison show that in 2017 complaints containing an allegation of Force are down, Abuse of Authority are down, Discourtesy are down and Offensive Language are down.

**Figure 7: CCRB Complaints Received By Type of Allegation (February 2016 vs. February 2017)**



\*This is the total of distinct FADO allegation types in complaints received.

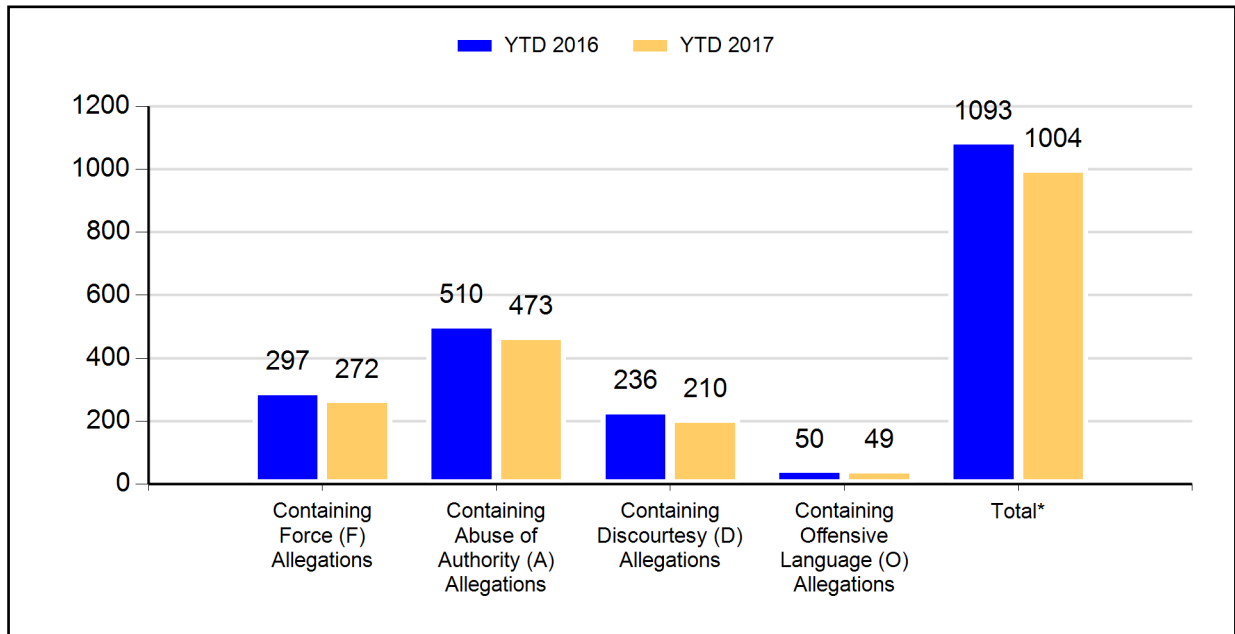
**Figure 8: CCRB Complaints Received By Type of Allegation (% of Complaints)**

	February 2016		February 2017		Change	% Change
	Count	% of Total Complaints	Count	% of Total Complaints		
Force (F)	150	41%	133	38%	-17	-11%
Abuse of Authority (A)	253	70%	239	68%	-14	-6%
Discourtesy (D)	117	32%	93	27%	-24	-21%
Offensive Language (O)	26	7%	25	7%	-1	-4%
Total FADO Allegations	546		490		-56	-10%
Total Complaints	362		349		-13	-4%

Note: the number of allegations in recently received complaints typically grows somewhat as the complaints are investigated.



**Figure 9: CCRB Complaints Received By Type of Allegation (YTD 2016 vs. YTD 2017)**



\*This is the total of distinct FADO allegation types in complaints received.

**Figure 10: CCRB Complaints Received By Type of Allegation YTD (% of Complaints)**

	YTD 2016		YTD 2017		Change	% Change
	Count	% of Total Complaints	Count	% of Total Complaints		
Force (F)	297	42%	272	39%	-25	-8%
Abuse of Authority (A)	510	72%	473	68%	-37	-7%
Discourtesy (D)	236	33%	210	30%	-26	-11%
Offensive Language (O)	50	7%	49	7%	-1	-2%
Total FADO Allegations	1093		1004		-89	-8%
Total Complaints	710		695		-15	-2%

Note: the number of allegations in recently received complaints typically grows somewhat as the complaints are investigated.

**Figure 11: Total Allegations (% of Total Allegations)**

	February 2016		February 2017		Change	% Change
	Count	%of Total Allegations	Count	%of Total Allegations		
Force (F)	264	24%	218	23%	-46	-17%
Abuse of Authority (A)	677	60%	605	63%	-72	-11%
Discourtesy (D)	153	14%	111	12%	-42	-27%
Offensive Language (O)	26	2%	30	3%	4	15%
Total Allegations	1120		964		-156	-14%
Total Complaints	362		349		-13	-4%

**Figure 12: Total Allegations YTD (% of Total Allegations)**

	YTD 2016		YTD 2017		Change	% Change
	Count	%of Total Allegations	Count	%of Total Allegations		
Force (F)	550	24%	493	23%	-57	-10%
Abuse of Authority (A)	1344	59%	1339	62%	-5	0%
Discourtesy (D)	320	14%	276	13%	-44	-14%
Offensive Language (O)	51	2%	59	3%	8	16%
Total Allegations	2265		2167		-98	-4%
Total Complaints	710		695		-15	-2%

The number of allegations in recently received complaints typically grows as the complaints are investigated.

## CCRB Docket

As of the end of February 2017, 92% of active CCRB cases are fewer than five months old, and 98% active cases have been open for fewer than eight months.

**Figure 13: Age of Active Cases Based on Received Date (February 2017)**

	Count	% of Total
Cases 0-4 Months	804	92.2%
Cases 5-7 Months	54	6.2%
Cases 8-11 Months	9	1.0%
Cases 12-18 Months*	3	0.3%
Cases Over 18 Months**	2	0.2%
<b>Total</b>	<b>872</b>	<b>100%</b>

\* 12-18 Months: 3 cases that were reopened.

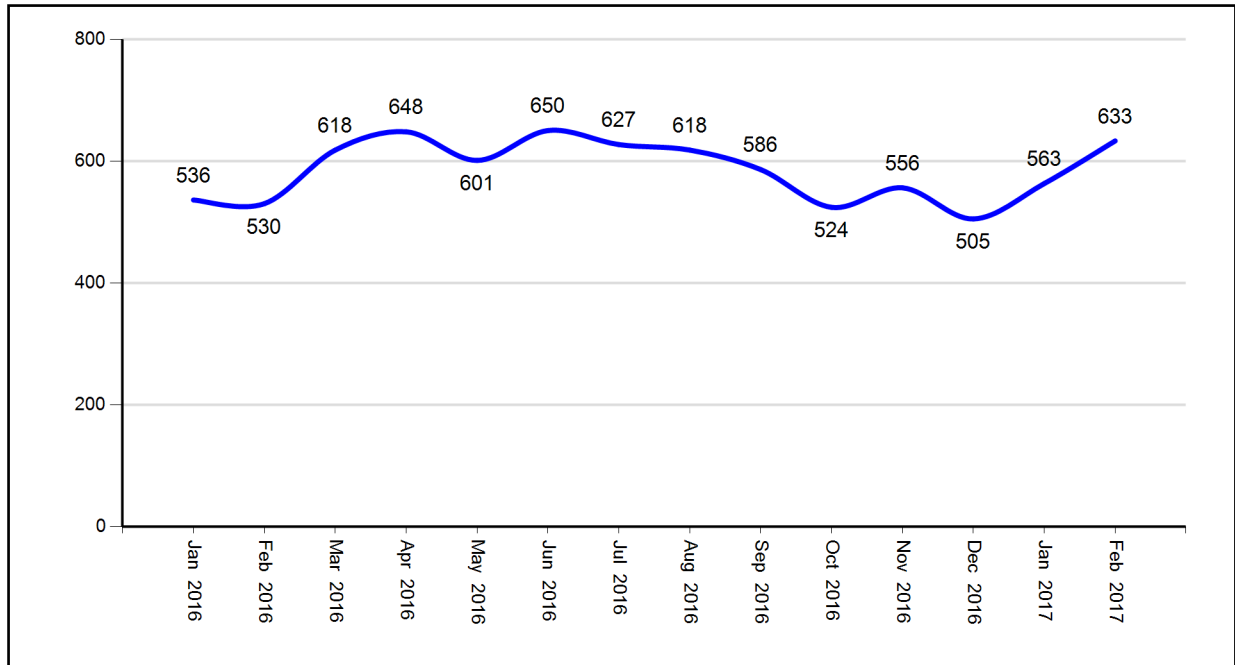
\*\* Over 18 Months: 1 case that was reopened; 1 case that was on DA Hold.

**Figure 14: Age of Active Cases Based on Incident Date (February 2017)**

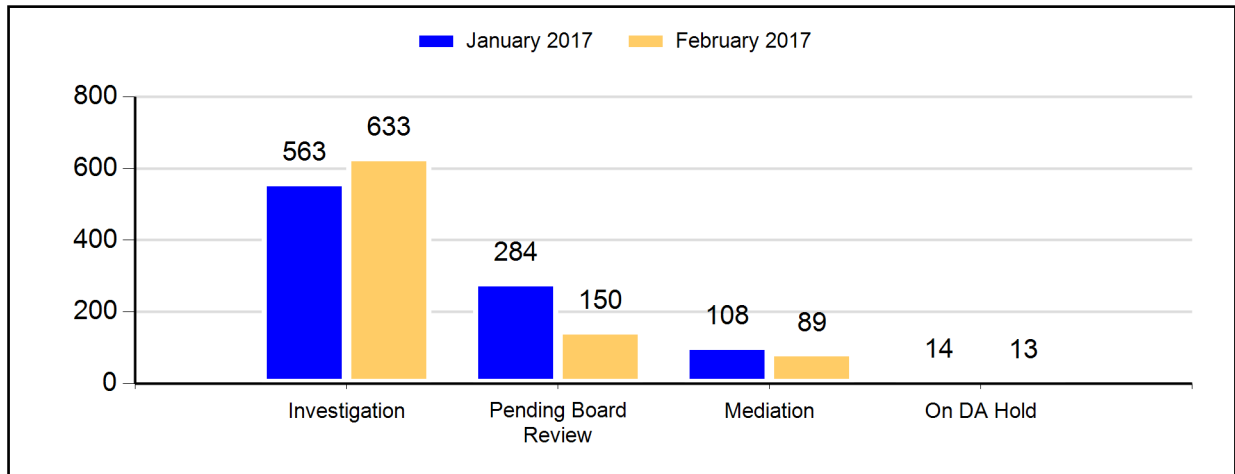
	Count	% of Total
Cases 0-4 Months	762	87.4%
Cases 5-7 Months	73	8.4%
Cases 8-11 Months	23	2.6%
Cases 12-18 Months	11	1.3%
Cases Over 18 Months	3	0.3%
<b>Total</b>	<b>872</b>	<b>100%</b>

An active case is specifically one in which the facts are still being investigated.

**Figure 15: Number of Active Investigations (January 2016 - February 2017)**



**Figure 16: Open Docket Analysis**



**Figure 17: Open Docket Analysis with % Change**

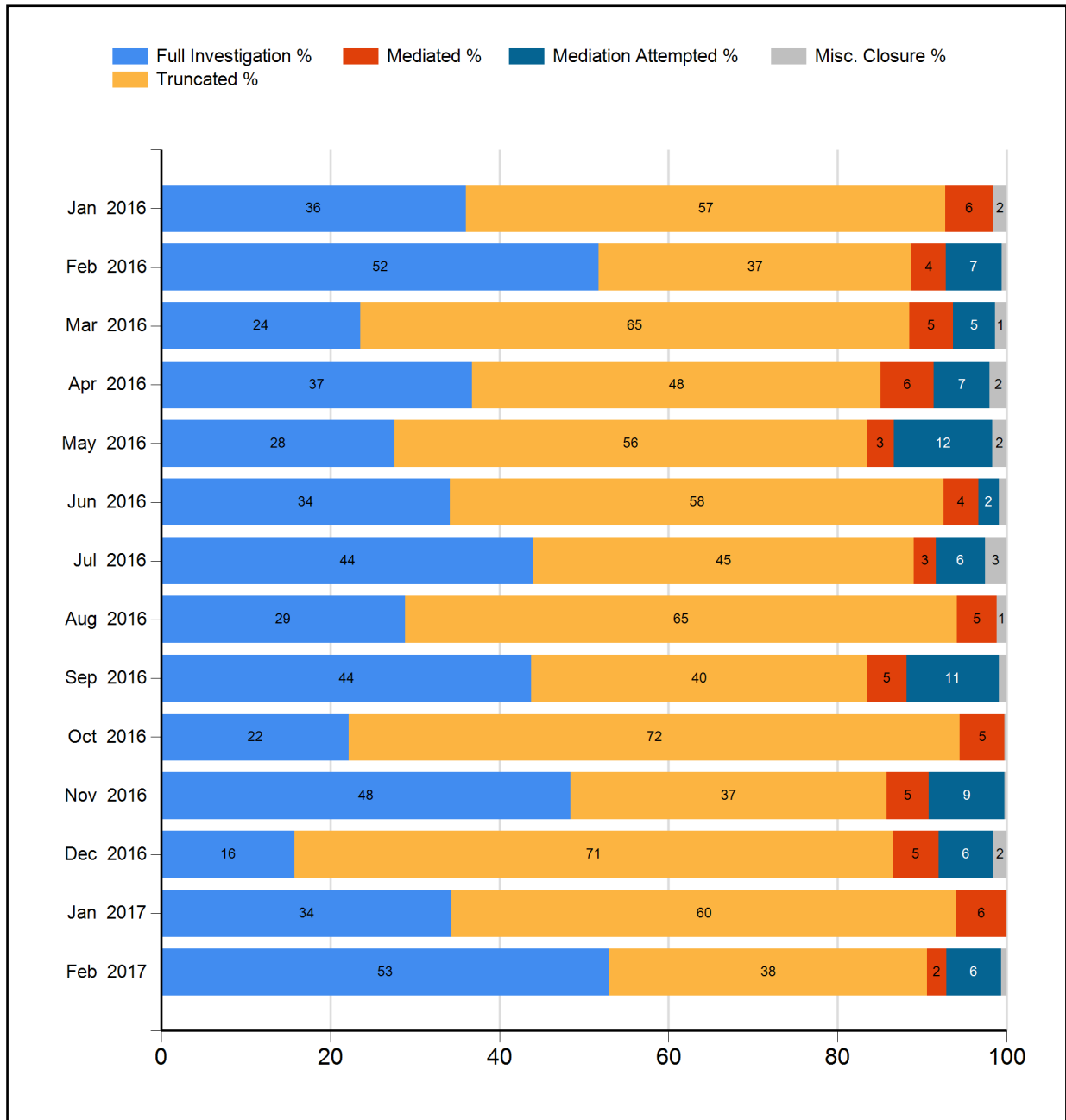
	January 2017		February 2017		Change	% Change
	Count	% of Total	Count	% of Total		
Investigations	563	58%	633	72%	70	12%
Pending Board Review	284	29%	150	17%	-134	-47%
Mediation	108	11%	89	10%	-19	-18%
On DA Hold	14	1%	13	1%	-1	-7%
<b>Total</b>	<b>969</b>		<b>885</b>		<b>-84</b>	<b>-9%</b>

# Closed Cases

## Resolving Cases

In February 2017, the CCRB fully investigated 53% of the cases it closed, and resolved (fully investigated, mediated or mediation attempted) 62% of the cases it closed.

Figure 18: Case Resolutions (January 2016 - February 2017) (%)



## Dispositions

Cases fully investigated by the CCRB generally receive one of five outcomes:

- If the allegations of misconduct are found to be improper, based on the preponderance of the evidence, the allegation is **substantiated**.
- If there is not enough evidence to determine whether or not misconduct occurred, the allegation is **unsubstantiated**.
- If the preponderance of the evidence suggests that the event or alleged act did not occur, the allegation is **unfounded**.
- If the event did occur, but was not improper, by a preponderance of evidence, the allegation is **exonerated**.
- If the CCRB was unable to identify any of the officers accused of misconduct, the case is closed as **officer unidentified**.

Additionally, a case might be **mediated**, with the subject officer and complainant discussing the incident in the presence of a neutral third-party moderator. Finally, a case that cannot be fully investigated due to victim/complainant unavailability or lack of cooperation is **truncated**.

## Case Abstracts

The following case abstracts are taken from complaints closed this month and serve as examples of what the different CCRB dispositions mean in practice:

### 1. Substantiated

Plainclothes officers stopped, frisked and searched a man standing on the corner. The Officers reported a tipster allegedly said, “There’s a kid on the next corner with a gun on him”. The officers stated they observed the man standing alone on the street corner and, after observing him for a short period of time, they identified themselves before conducting a stop and frisk. The man said he was on his phone waiting for a cab to arrive when plainclothes officers exited an unmarked vehicle, pinning him to a pole and frisking his person without identifying who they were. Multiple witnesses to the incident were on the four corners of the intersection and reported that officers did not identify themselves or issue commands before stopping and frisking the man. The investigation determined the officers did not establish credibility on the informant’s information prior to approaching the man. Additionally, the officers could not remember any descriptive information the tipster provided and the vague information did not adequately contribute to the officers’ suspicion. As a result, the Board “Substantiated” the stop, frisk and search allegations.

### 2. Unsubstantiated

Officers executing a no-knock search warrant allegedly spoke discourteously to a woman. The woman stated that during the execution of the search warrant, officers issued profanity-laced commands. An officer admitted to issuing commands, such as, “Get on the ground,” but denied to using profanity during the incident. Given the conflicting statements and lack of corroborative testimony supporting either party, the investigation could not determine by a preponderance of the evidence whether the officer spoke discourteously to the woman. Without additional evidence, the Board closed the discourtesy allegations as “Unsubstantiated.”

### 3. Unfounded

Officers conducted a vehicle stop and allegedly searched a man that had an active parole

warrant at the time of incident. The man testified that when officers stopped and ordered him out of the vehicle he fully complied with their instructions throughout the entire interaction. During the stop, the man stated an officer searched his pockets prior to his arrest. The officer testified to observing the man sitting in the passenger seat of a moving vehicle not wearing a seatbelt, and thought he recognized the man as having an active parole warrant. Officers conducted a vehicle stop due to the seatbelt violation, and confirmed the man did have an active warrant. The officer stated the man was ordered out of the vehicle, and while he initially complied, the man later pushed the officer and began to flee. Although the officer denied attempting to frisk or search the man prior to his running away, the officer would have been justified in taking such actions due to identifying the man had an active warrant prior to ordering him out of the car. However, the investigation did not credit the man's testimony due to several inconsistencies. Therefore, the Board closed the allegations as "Unfounded."

#### **4. Exonerated**

Officers entered and searched a woman's apartment looking for a man with an active warrant. The woman stated that officers forced entry into her apartment in the morning hours while looking for a man who, weeks prior to the incident, had rented a room in the apartment. The investigation determined that a federal arrest warrant had been issued and executed by federal officials, that NYPD officers accompanied federal officials as procedurally appropriate, that a warrant existed, and that the woman acknowledged the man had lived at that location weeks prior justified the entry and search for the man. As a result, the Board closed the entry allegation as "Exonerated".

#### **5. Officer Unidentified**

Officers allegedly entered and searched a man's home. The man testified that on an unknown date, plainclothes officers entered and searched his apartment after they handcuffed and left him on the front porch. Upon the completion of the search, the man stated the officers took him out of handcuffs and he was not arrested nor issued a summons. The man stated the officers arrested the resident in the basement apartment, but he could not remember the name of the person. The investigation did not find anyone arrested during the timeframe the man provided from the address listed. Further fieldwork did not yield additional witnesses or victims, and a request for search warrants executed at the man's residence did not return any warrants executed during the given timeframe. Since the investigation was not able to determine when this incident occurred, or the identity of subject officers, the Board closed the allegations as "Officers Unidentified."

## Dispositions - Full Investigations

Figure 19: Disposition Counts of Full Investigations (February 2017)

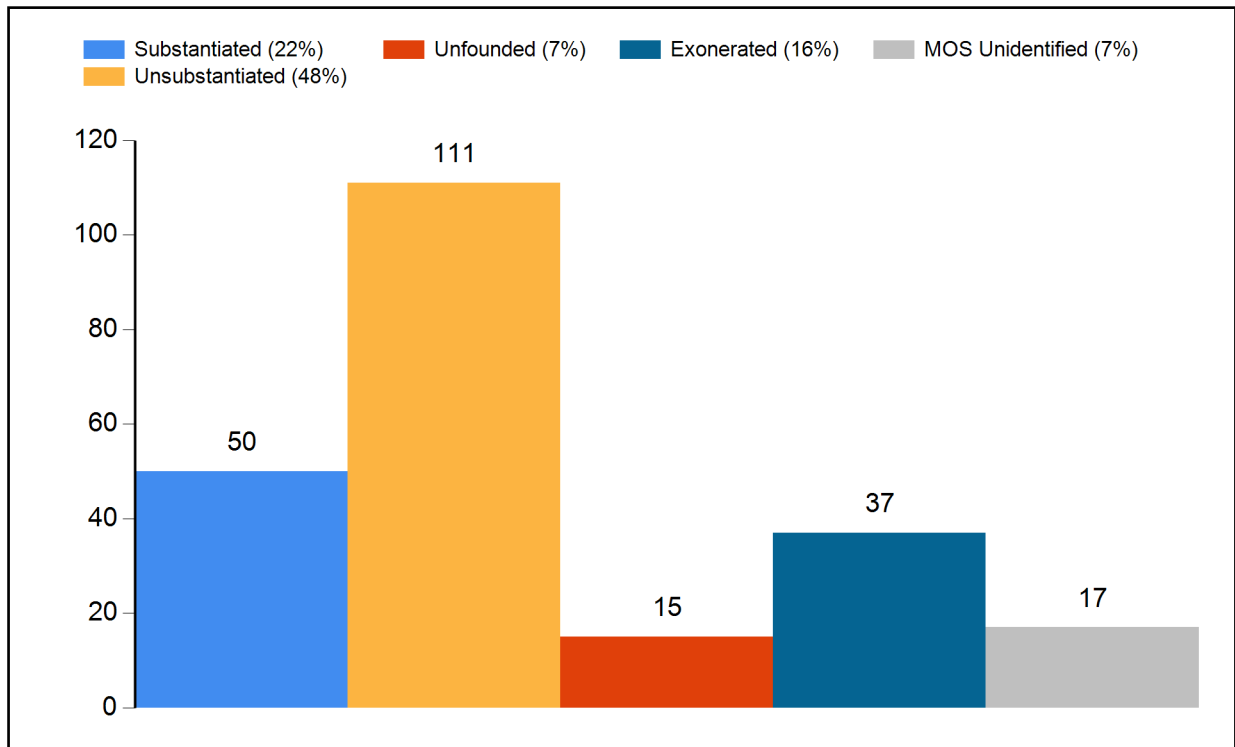
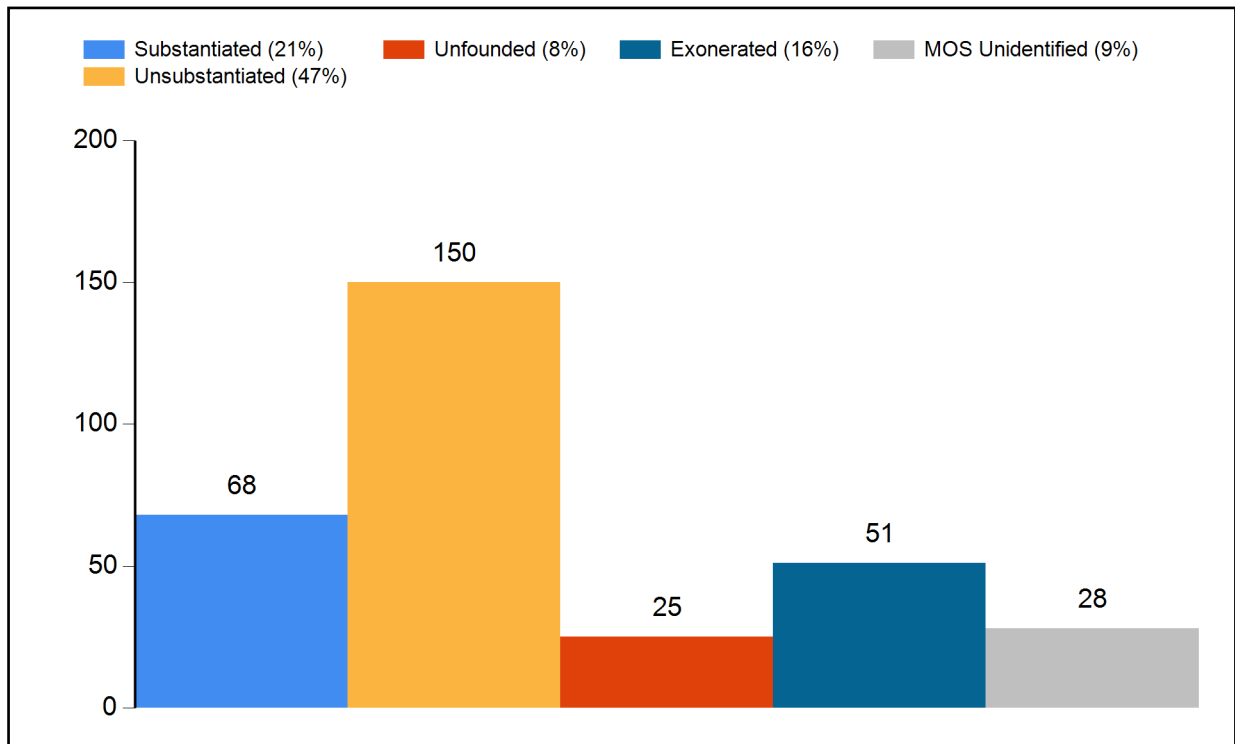


Figure 20: Disposition Counts of Full Investigations (YTD 2017)





## Dispositions - All CCRB Cases

In addition to full investigations, CCRB cases can also be closed through mediation and truncation. The following table lists all the CCRB case closures for the current month and year-to-date.

**Figure 21: Disposition of Cases (2016 vs 2017)**

	Feb 2016		Feb 2017		YTD 2016		YTD 2017	
<b>Full Investigations</b>	Count	%of Total	Count	%of Total	Count	%of Total	Count	%of Total
Substantiated	51	28%	50	22%	87	28%	68	21%
Exonerated	23	13%	37	16%	37	12%	51	16%
Unfounded	20	11%	15	7%	42	13%	25	8%
Unsubstantiated	71	40%	111	48%	128	41%	150	47%
MOS Unidentified	14	8%	17	7%	19	6%	28	9%
<b>Total - Full Investigations</b>	<b>179</b>		<b>230</b>		<b>313</b>		<b>322</b>	
<b>Mediation Closures</b>	Count	%of Total	Count	%of Total	Count	%of Total	Count	%of Total
Mediated	14	38%	10	26%	35	60%	26	48%
Mediation Attempted	23	62%	28	74%	23	40%	28	52%
<b>Total - ADR Closures</b>	<b>37</b>		<b>38</b>		<b>58</b>		<b>54</b>	
<b>Resolved Case Total</b>	<b>216</b>	<b>62%</b>	<b>268</b>	<b>62%</b>	<b>371</b>	<b>52%</b>	<b>376</b>	<b>54%</b>
<b>Truncations / Other Closures</b>	Count	%of Total	Count	%of Total	Count	%of Total	Count	%of Total
Complaint withdrawn	28	22%	40	24%	68	20%	81	25%
Complainant/Victim/Witness uncooperative	72	55%	96	58%	192	55%	185	57%
Complainant/Victim/Witness unavailable	26	20%	25	15%	72	21%	54	17%
Victim unidentified	2	2%	2	1%	7	2%	3	1%
Miscellaneous	0	0%	1	1%	0	0%	1	0%
Administrative closure*	2	2%	2	1%	8	2%	2	1%
<b>Total - Other Case Dispositions</b>	<b>130</b>		<b>166</b>		<b>347</b>		<b>326</b>	
<b>Total - Closed Cases</b>	<b>346</b>		<b>434</b>		<b>718</b>		<b>702</b>	

\*Administrative closure is a special category that deals with NYPD's Internal Affairs Bureau-referred cases or spin off cases with no complainant/victim, and in which CCRB attempts to locate or identify a complainant/victim has yielded no results.

## Dispositions - Allegations

“Allegations” are different than “cases.” A case or complaint is based on an incident and may contain one or more allegations of police misconduct. The allegation substantiation rate is 12% for the month of February 2017, and the allegation substantiation rate is 11% year-to-date. The type of allegation the CCRB is most likely to substantiate is Abuse of Authority – substantiating 16% of such allegations during February 2017, and 15% for the year.

**Figure 22: Disposition of Allegations (2016 vs 2017)**

	Feb 2016		Feb 2017		YTD 2016		YTD 2017	
	Count	%of Total	Count	%of Total	Count	%of Total	Count	%of Total
<b>Fully Investigated Allegations</b>								
Substantiated	134	16%	128	12%	228	16%	168	11%
Unsubstantiated	331	39%	423	41%	555	39%	566	38%
Unfounded	103	12%	93	9%	180	12%	145	10%
Exonerated	206	25%	262	25%	358	25%	397	27%
MOS Unidentified	65	8%	137	13%	120	8%	197	13%
<b>Total - Full Investigations</b>	<b>839</b>		<b>1043</b>		<b>1441</b>		<b>1473</b>	
<b>Mediation Closures</b>	Count	%of Total	Count	%of Total	Count	%of Total	Count	%of Total
Mediated	27	42%	30	36%	91	71%	76	58%
Mediation Attempted	37	58%	54	64%	37	29%	54	42%
<b>Total - ADR Closures</b>	<b>64</b>		<b>84</b>		<b>128</b>		<b>130</b>	
<b>Truncations / Other Closures</b>	Count	%of Total	Count	%of Total	Count	%of Total	Count	%of Total
Complaint withdrawn	55	16%	82	19%	135	16%	159	20%
Complainant/Victim/Witness uncooperative	225	67%	275	65%	540	62%	534	66%
Complainant/Victim/Witness unavailable	47	14%	56	13%	158	18%	101	12%
Victim unidentified	2	1%	5	1%	19	2%	8	1%
Miscellaneous	5	1%	4	1%	8	1%	5	1%
Administrative closure	2	1%	3	1%	9	1%	3	0%
<b>Total - Other Case Dispositions</b>	<b>336</b>		<b>425</b>		<b>869</b>		<b>810</b>	
<b>Total - Closed Allegations</b>	<b>1326</b>		<b>1635</b>		<b>2582</b>		<b>2525</b>	

**Figure 23: Disposition of Allegations By FADO Category (February 2017)**

	Substantiated	Unsubstantiated	Exonerated	Unfounded	Officers Unidentified	Total
Force	16 5%	113 38%	85 29%	46 16%	36 12%	296 100%
Abuse of Authority	87 16%	201 37%	172 31%	28 5%	62 11%	550 100%
Discourtesy	19 12%	95 59%	5 3%	13 8%	29 18%	161 100%
Offensive Language	6 17%	14 39%	0 0%	6 17%	10 28%	36 100%
Total	128 12%	423 41%	262 25%	93 9%	137 13%	1043 100%

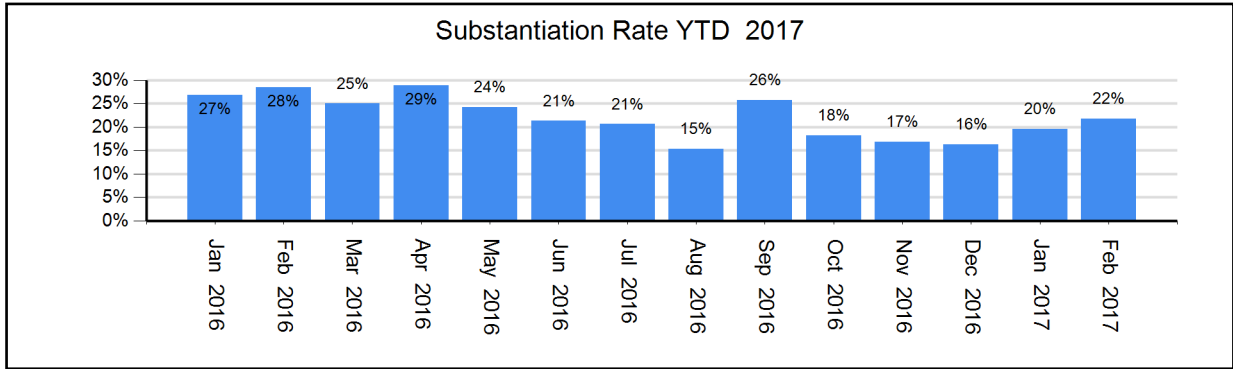
**Figure 24: Disposition of Allegations By FADO Category (YTD 2017)**

	Substantiated	Unsubstantiated	Exonerated	Unfounded	Officers Unidentified	Total
Force	24 6%	137 34%	136 33%	66 16%	45 11%	408 100%
Abuse of Authority	117 15%	272 35%	251 32%	43 5%	103 13%	786 100%
Discourtesy	21 9%	135 60%	10 4%	24 11%	36 16%	226 100%
Offensive Language	6 11%	22 42%	0 0%	12 23%	13 25%	53 100%
Total	168 11%	566 38%	397 27%	145 10%	197 13%	1473 100%

## Substantiation Rates

The February 2017 case substantiation rate was 22%.

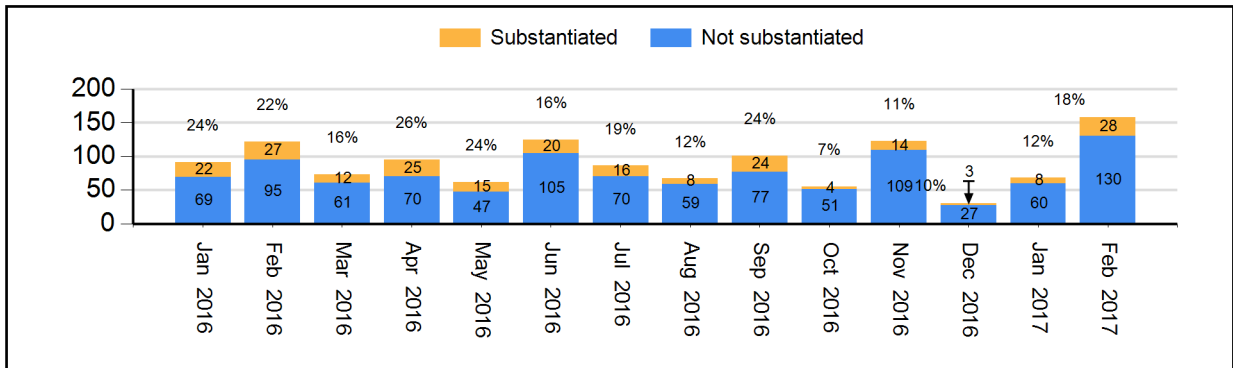
**Figure 25: Percentage of Cases Substantiated (January 2016 - February 2017)**



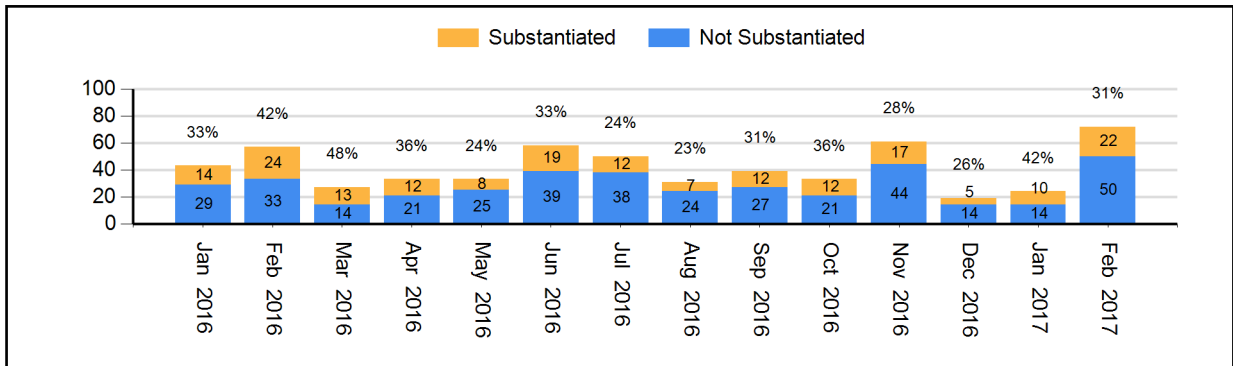
## Substantiation Rates and Video

In general, investigations relying on video evidence from security cameras or personal devices result in much higher substantiation rates.

**Figure 26: Substantiation Rates for Full Investigations without Video (Jan 2017 - Feb 2017) (% substantiated shown)**



**Figure 27: Substantiation Rates for Full Investigations with Video (Jan 2017 - Feb 2017) (% substantiated shown)**



## Board Discipline Recommendations for Substantiated Complaints

After a CCRB investigative team has completed its investigation and recommended the substantiation of a complaint against an officer, a panel of three Board members determines whether or not to substantiate the allegation and make a disciplinary recommendation.

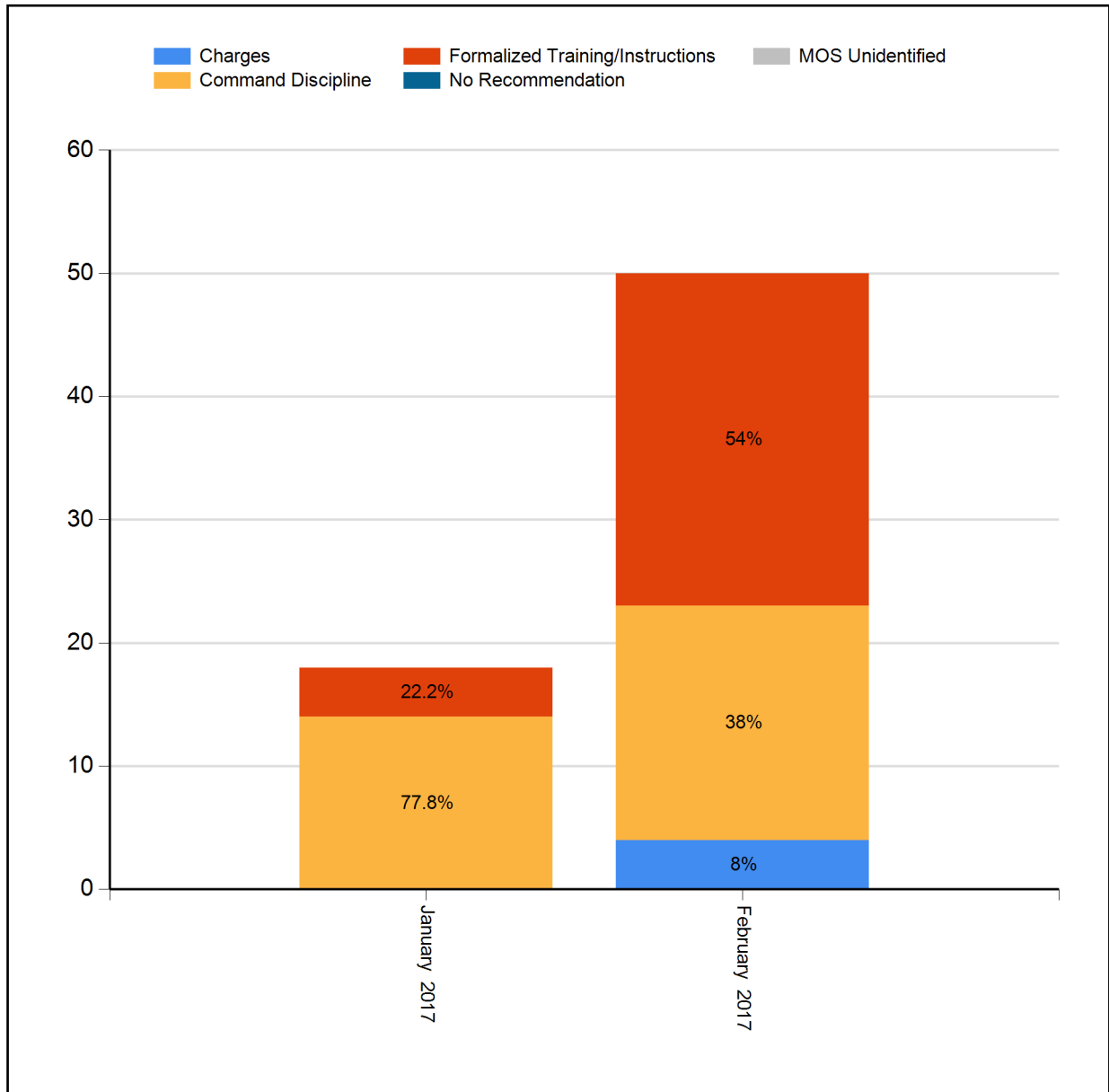
- “Charges and Specifications” are recommended for the most serious allegations of misconduct. Charges launch an administrative trial in the NYPD Trial Room. An officer may lose vacation days, be suspended, or terminated if he is found guilty.
- “Instructions” or “Formalized Training” are the least severe discipline, often recommended for officers who misunderstand a policy. This determination results in training at the command level (Instructions) or training at the Police Academy or NYPD Legal Bureau (Formalized Training).
- “Command Discipline” is recommended for misconduct that is more problematic than poor training, but does not rise to the level of Charges. An officer can lose up to ten vacation days as a result of a Command Discipline.
- When the Board has recommended Instructions, Formalized Training or Command Discipline, the case is sent to the NYPD Commissioner to impose training and/or other penalties, while cases where the Board recommends charges are prosecuted by the CCRB’s Administrative Prosecution Unit.

**Figure 28: Board Discipline Recommendations For Substantiated Complaints\***  
(Feb 2016, Feb 2017, YTD 2016, YTD 2017)

Disposition	February 2016		February 2017		YTD 2016		YTD 2017	
	Count	%of Total	Count	%of Total	Count	%of Total	Count	%of Total
Charges	8	16%	4	8%	13	15%	4	6%
Command Discipline	23	45%	19	38%	37	43%	33	49%
Formalized Training	17	33%	18	36%	34	39%	21	31%
Instructions	3	6%	9	18%	3	3%	10	15%
MOS Unidentified	0	0%	0	0%	0	0%	0	0%
<b>Total</b>	<b>51</b>		<b>50</b>		<b>87</b>		<b>68</b>	

\* A complaint containing a number of substantiated allegations against a number of different officers will typically generate a variety of different disciplinary recommendations. To determine the disciplinary recommendation associated with the complaint as a whole, the CCRB uses the most severe disciplinary recommendation made. The order of severity is: 1) Charges 2) Command Discipline 3) Formalized Training 4) Instructions.

**Figure 29: Board Discipline Recommendations For Substantiated Complaints\* (2017)**



\* A complaint containing a number of substantiated allegations against a number of different officers will typically generate a variety of different disciplinary recommendations. To determine the disciplinary recommendation associated with the complaint as a whole, the CCRB uses the most severe disciplinary recommendation made. The order of severity is: 1) Charges 2) Command Discipline 3) Formalized Training 4) Instructions.

## Board Discipline Recommendations for Substantiated Allegations

A substantiated CCRB complaint may generate multiple substantiated allegations against multiple officers. Each substantiated allegation will carry its own discipline recommendation from the CCRB Board.

The following table presents the number of officers against whom discipline recommendations have been made as a result of a substantiated CCRB complaint. Where there are multiple substantiated allegations with multiple disciplinary recommendations for an officer in a complaint, the most severe disciplinary recommendation is used to determine the overall recommendation for that officer.

**Figure 30: Board Discipline Recommendations For Substantiated Allegations\***  
(Feb 2016, Feb 2017, YTD 2016, YTD 2017)

Disposition	February 2016		February 2017		YTD 2016		YTD 2017	
	Count	%of Total	Count	%of Total	Count	%of Total	Count	%of Total
Charges	13	17.6%	6	8.3%	24	18.2%	6	6.1%
Command Discipline	33	44.6%	28	38.9%	54	40.9%	51	51.5%
Formalized Training	24	32.4%	28	38.9%	50	37.9%	31	31.3%
Instructions	4	5.4%	10	13.9%	4	3%	11	11.1%
MOS Unidentified	0	0%	0	0%	0	0%	0	0%
<b>Total</b>	<b>74</b>		<b>72</b>		<b>132</b>		<b>99</b>	

\* The counts in this table reflect the number of distinct MOS.

**Figure 31: Substantiated Allegations By Borough and NYPD Precinct (February 2017)**

The figures in this table reflect all substantiated allegations for each MOS.

Board Disposition	FADO Category	Allegation	Precinct of Occurrence	Borough of Occurrence
Substantiated (Formalized Training)	Discourtesy	Word	6	Manhattan
Substantiated (Command Discipline A)	Abuse of Authority	Vehicle search	10	Manhattan
Substantiated (Command Discipline A)	Abuse of Authority	Frisk	10	Manhattan
Substantiated (Command Discipline A)	Abuse of Authority	Frisk	10	Manhattan
Substantiated (Command Discipline A)	Abuse of Authority	Search (of person)	10	Manhattan
Substantiated (Command Discipline B)	Abuse of Authority	Frisk	18	Manhattan
Substantiated (Command Discipline B)	Abuse of Authority	Search (of person)	18	Manhattan
Substantiated (Command Discipline B)	Force	Physical force	18	Manhattan
Substantiated (Command Discipline B)	Force	Other	18	Manhattan
Substantiated (Command Lvl Instructions)	Discourtesy	Word	23	Manhattan
Substantiated (Formalized Training)	Abuse of Authority	Other	24	Manhattan
Substantiated (Formalized Training)	Abuse of Authority	Other	24	Manhattan
Substantiated (Formalized Training)	Force	Physical force	30	Manhattan
Substantiated (Formalized Training)	Force	Physical force	30	Manhattan
Substantiated (Command Discipline B)	Abuse of Authority	Vehicle search	32	Manhattan
Substantiated (Command Discipline B)	Abuse of Authority	Vehicle search	32	Manhattan
Substantiated (Formalized Training)	Abuse of Authority	Refusal to process civilian complaint	32	Manhattan
Substantiated (Command Discipline B)	Abuse of Authority	Frisk	32	Manhattan
Substantiated (Command Discipline B)	Abuse of Authority	Search (of person)	32	Manhattan
Substantiated (Command Discipline B)	Abuse of Authority	Search (of person)	32	Manhattan
Substantiated (Command Lvl Instructions)	Abuse of Authority	Search (of person)	32	Manhattan
Substantiated (Formalized Training)	Abuse of Authority	Stop	32	Manhattan
Substantiated (Formalized Training)	Abuse of Authority	Stop	32	Manhattan
Substantiated (Command Discipline B)	Discourtesy	Word	32	Manhattan
Substantiated (Command Discipline B)	Discourtesy	Word	32	Manhattan
Substantiated (Charges)	Abuse of Authority	Retaliatory arrest	41	Bronx
Substantiated (Charges)	Abuse of Authority	Retaliatory arrest	41	Bronx
Substantiated (Charges)	Abuse of Authority	Interference with recording	41	Bronx
Substantiated (Charges)	Discourtesy	Word	41	Bronx
Substantiated (Charges)	Force	Gun Pointed	41	Bronx
Substantiated (Charges)	Force	Gun as club	41	Bronx
Substantiated (Charges)	Force	Physical force	41	Bronx
Substantiated (Formalized Training)	Abuse of Authority	Threat of force (verbal or physical)	42	Bronx
Substantiated (Formalized Training)	Discourtesy	Word	42	Bronx
Substantiated (Charges)	Abuse of Authority	Threat of force (verbal or physical)	44	Bronx
Substantiated (Charges)	Abuse of Authority	Refusal to obtain medical treatment	44	Bronx
Substantiated (Charges)	Offensive Language	Other	44	Bronx
Substantiated (Formalized Training)	Abuse of Authority	Vehicle stop	45	Bronx
Substantiated (Formalized Training)	Abuse of Authority	Vehicle stop	45	Bronx
Substantiated (Formalized Training)	Abuse of Authority	Vehicle stop	45	Bronx



<b>Board Disposition</b>	<b>FADO Category</b>	<b>Allegation</b>	<b>Precinct of Occurrence</b>	<b>Borough of Occurrence</b>
Substantiated (Command Discipline B)	Abuse of Authority	Threat of arrest	45	Bronx
Substantiated (Command Discipline B)	Abuse of Authority	Property damaged	45	Bronx
Substantiated (Command Lvl Instructions)	Abuse of Authority	Retaliatory summons	45	Bronx
Substantiated (Command Discipline B)	Abuse of Authority	Frisk	45	Bronx
Substantiated (Command Discipline B)	Abuse of Authority	Search (of person)	45	Bronx
Substantiated (Command Lvl Instructions)	Abuse of Authority	Search (of person)	45	Bronx
Substantiated (Command Discipline B)	Discourtesy	Word	45	Bronx
Substantiated (Command Discipline B)	Discourtesy	Word	45	Bronx
Substantiated (Command Discipline B)	Discourtesy	Word	45	Bronx
Substantiated (Command Discipline B)	Discourtesy	Word	45	Bronx
Substantiated (Command Discipline B)	Force	Physical force	45	Bronx
Substantiated (Command Discipline B)	Offensive Language	Other	45	Bronx
Substantiated (Formalized Training)	Abuse of Authority	Vehicle search	47	Bronx
Substantiated (Formalized Training)	Abuse of Authority	Threat of force (verbal or physical)	47	Bronx
Substantiated (Command Discipline A)	Abuse of Authority	Threat of force (verbal or physical)	49	Bronx
Substantiated (Command Discipline A)	Discourtesy	Word	49	Bronx
Substantiated (Command Discipline A)	Offensive Language	Ethnicity	49	Bronx
Substantiated (Formalized Training)	Abuse of Authority	Search (of person)	62	Brooklyn
Substantiated (Formalized Training)	Abuse of Authority	Vehicle search	66	Brooklyn
Substantiated (Formalized Training)	Abuse of Authority	Frisk	66	Brooklyn
Substantiated (Formalized Training)	Abuse of Authority	Search (of person)	66	Brooklyn
Substantiated (Command Discipline B)	Abuse of Authority	Premises entered and/or searched	67	Brooklyn
Substantiated (Command Discipline B)	Abuse of Authority	Premises entered and/or searched	67	Brooklyn
Substantiated (Command Discipline B)	Abuse of Authority	Premises entered and/or searched	67	Brooklyn
Substantiated (Command Discipline A)	Force	Physical force	67	Brooklyn
Substantiated (Command Lvl Instructions)	Abuse of Authority	Premises entered and/or searched	71	Brooklyn
Substantiated (Command Lvl Instructions)	Abuse of Authority	Premises entered and/or searched	71	Brooklyn
Substantiated (Formalized Training)	Discourtesy	Word	72	Brooklyn
Substantiated (Formalized Training)	Offensive Language	Gender	72	Brooklyn
Substantiated (Command Discipline A)	Abuse of Authority	Premises entered and/or searched	73	Brooklyn
Substantiated (Command Discipline A)	Abuse of Authority	Retaliatory summons	73	Brooklyn
Substantiated (Command Discipline A)	Abuse of Authority	Frisk	73	Brooklyn
Substantiated (Formalized Training)	Abuse of Authority	Frisk	73	Brooklyn
Substantiated (Command Discipline A)	Abuse of Authority	Vehicle stop	75	Brooklyn
Substantiated (Command Discipline A)	Abuse of Authority	Vehicle stop	75	Brooklyn
Substantiated (Command Discipline B)	Abuse of Authority	Premises entered and/or searched	75	Brooklyn
Substantiated (Command Discipline B)	Abuse of Authority	Premises entered and/or searched	75	Brooklyn
Substantiated (Command Discipline A)	Abuse of Authority	Retaliatory summons	75	Brooklyn
Substantiated (Command Discipline B)	Discourtesy	Word	75	Brooklyn
Substantiated (Command Discipline A)	Force	Physical force	75	Brooklyn
Substantiated (Command Discipline A)	Abuse of Authority	Refusal to provide name/shield number	77	Brooklyn
Substantiated (Command Discipline A)	Discourtesy	Action	77	Brooklyn
Substantiated (Charges)	Abuse of Authority	Refusal to provide name/shield number	79	Brooklyn

<b>Board Disposition</b>	<b>FADO Category</b>	<b>Allegation</b>	<b>Precinct of Occurrence</b>	<b>Borough of Occurrence</b>
Substantiated (Charges)	Abuse of Authority	Refusal to provide name/shield number	79	Brooklyn
Substantiated (Charges)	Abuse of Authority	Refusal to provide name/shield number	79	Brooklyn
Substantiated (Command Discipline A)	Abuse of Authority	Refusal to provide name/shield number	79	Brooklyn
Substantiated (Command Lvl Instructions)	Abuse of Authority	Refusal to provide name/shield number	79	Brooklyn
Substantiated (Charges)	Abuse of Authority	Frisk	79	Brooklyn
Substantiated (Charges)	Abuse of Authority	Frisk	79	Brooklyn
Substantiated (Charges)	Abuse of Authority	Search (of person)	79	Brooklyn
Substantiated (Charges)	Abuse of Authority	Stop	79	Brooklyn
Substantiated (Charges)	Abuse of Authority	Stop	79	Brooklyn
Substantiated (Charges)	Abuse of Authority	Stop	79	Brooklyn
Substantiated (Charges)	Force	Chokehold	79	Brooklyn
Substantiated (Charges)	Force	Physical force	79	Brooklyn
Substantiated (Command Discipline A)	Force	Physical force	79	Brooklyn
Substantiated (Charges)	Force	Other	79	Brooklyn
Substantiated (Command Discipline A)	Abuse of Authority	Premises entered and/or searched	81	Brooklyn
Substantiated (Command Discipline B)	Abuse of Authority	Refusal to provide name/shield number	81	Brooklyn
Substantiated (Command Discipline A)	Abuse of Authority	Other	81	Brooklyn
Substantiated (Command Discipline B)	Abuse of Authority	Frisk	81	Brooklyn
Substantiated (Formalized Training)	Abuse of Authority	Search (of person)	81	Brooklyn
Substantiated (Command Discipline B)	Abuse of Authority	Stop	81	Brooklyn
Substantiated (Command Discipline B)	Abuse of Authority	Stop	81	Brooklyn
Substantiated (Command Discipline B)	Abuse of Authority	Stop	81	Brooklyn
Substantiated (Command Discipline B)	Force	Physical force	81	Brooklyn
Substantiated (Command Lvl Instructions)	Abuse of Authority	Refusal to provide name/shield number	100	Queens
Substantiated (Formalized Training)	Discourtesy	Word	101	Queens
Substantiated (Formalized Training)	Force	Physical force	101	Queens
Substantiated (Formalized Training)	Discourtesy	Word	105	Queens
Substantiated (Command Discipline A)	Offensive Language	Race	105	Queens
Substantiated (Command Discipline A)	Offensive Language	Other	105	Queens
Substantiated (Formalized Training)	Abuse of Authority	Other	107	Queens
Substantiated (Command Lvl Instructions)	Discourtesy	Word	109	Queens
Substantiated (Formalized Training)	Abuse of Authority	Vehicle search	110	Queens
Substantiated (Command Discipline A)	Abuse of Authority	Vehicle search	110	Queens
Substantiated (Command Discipline A)	Abuse of Authority	Seizure of property	110	Queens
Substantiated (Formalized Training)	Abuse of Authority	Frisk	110	Queens
Substantiated (Formalized Training)	Abuse of Authority	Stop	110	Queens
Substantiated (Formalized Training)	Abuse of Authority	Stop	110	Queens
Substantiated (Formalized Training)	Abuse of Authority	Stop	110	Queens
Substantiated (Formalized Training)	Abuse of Authority	Stop	110	Queens
Substantiated (Formalized Training)	Abuse of Authority	Premises entered and/or searched	113	Queens
Substantiated (Formalized Training)	Abuse of Authority	Threat of arrest	113	Queens
Substantiated (Formalized Training)	Abuse of Authority	Threat of arrest	113	Queens
Substantiated (Formalized Training)	Abuse of Authority	Threat of arrest	113	Queens
Substantiated (Command Lvl Instructions)	Discourtesy	Word	115	Queens

<b>Board Disposition</b>	<b>FADO Category</b>	<b>Allegation</b>	<b>Precinct of Occurrence</b>	<b>Borough of Occurrence</b>
Substantiated (Command Lvl Instructions)	Discourtesy	Action	115	Queens
Substantiated (Formalized Training)	Abuse of Authority	Stop	122	Staten Island

## Truncations

A “truncation” is a case that is not fully investigated, either because the complainant/victim withdraws the complaint; is uncooperative with the investigation; is not available for the investigative team to interview; or is never identified. The CCRB constantly seeks to lower the number of truncations.

**Figure 32: Truncated Allegations (February 2017)**

	<b>Withdrawn</b>	<b>Uncooperative</b>	<b>Unavailable</b>	<b>Civilian Unidentified</b>	<b>Total</b>
Force	24	78	18	1	121
Abuse of Authority	38	146	29	4	217
Discourtesy	17	39	7	0	63
Offensive Language	3	12	2	0	17
<b>Total</b>	<b>82</b>	<b>275</b>	<b>56</b>	<b>5</b>	<b>418</b>

**Figure 33: Truncated CCRB Complaints (February 2017)**

	<b>Withdrawn</b>	<b>Uncooperative</b>	<b>Unavailable</b>	<b>Civilian Unidentified</b>	<b>Total</b>
<b>Total</b>	<b>40</b>	<b>96</b>	<b>25</b>	<b>2</b>	<b>163</b>

**Figure 34: Truncated Allegations (YTD 2017)**

	<b>Withdrawn</b>	<b>Uncooperative</b>	<b>Unavailable</b>	<b>Civilian Unidentified</b>	<b>Total</b>
Force	40	144	39	3	226
Abuse of Authority	83	299	45	5	432
Discourtesy	33	75	11	0	119
Offensive Language	3	16	6	0	25
<b>Total</b>	<b>159</b>	<b>534</b>	<b>101</b>	<b>8</b>	<b>802</b>

**Figure 35: Truncated CCRB Complaints (YTD 2017)**

	<b>Withdrawn</b>	<b>Uncooperative</b>	<b>Unavailable</b>	<b>Civilian Unidentified</b>	<b>Total</b>
<b>Total</b>	<b>81</b>	<b>185</b>	<b>54</b>	<b>3</b>	<b>323</b>

## Mediation Unit

Whenever mediation between a complainant/victim and subject officer is suitable, it is offered by CCRB investigators. If the complainant/victim and subject officer both agree to participate, a neutral, third-party mediator facilitates a conversation between the parties. “Mediation Attempted” refers to a situation in which an officer agrees to mediate and the complainant becomes unavailable (after the complainant initially agreed to mediation). The chart below indicates the number of mediations and attempted mediations in February and this year.

**Figure 36: Mediated Complaints Closed**

	February 2017			YTD 2017		
	Mediated	Mediation Attempted	Total	Mediated	Mediation Attempted	Total
Mediated Complaints	10	28	38	26	28	54

**Figure 37: Mediated FADO Allegations Closed**

	February 2017			YTD 2017		
	Mediated	Mediation Attempted	Total	Mediated	Mediation Attempted	Total
Force	1	4	5	2	4	6
Abuse of Authority	24	29	53	54	29	83
Discourtesy	5	15	20	19	15	34
Offensive Language	0	6	6	1	6	7
Total	30	54	84	76	54	130

**Figure 38: Mediated Complaints By Borough (February 2017)**

	Mediations
Bronx	3
Brooklyn	2
Manhattan	2
Queens	1
Staten Island	2

**Figure 39: Mediated Allegations By Borough (February 2017)**

	Mediations
Bronx	6
Brooklyn	4
Manhattan	10
Queens	4
Staten Island	6

**Figure 40: Mediated Complaints By Precinct  
(Feb 2017 - YTD 2017)**

Precinct	Feb 2017	YTD 2017
1	0	1
7	1	1
13	0	1
14	0	1
28	0	2
33	1	1
41	1	1
42	0	1
44	1	1
45	0	2

**Figure 41: Mediated Allegations By Precinct  
(Feb 2017 - YTD 2017)**

Precinct	Feb 2017	YTD 2017
1	0	2
7	7	7
13	0	1
14	0	3
28	0	3
33	3	3
41	2	2
42	0	1
44	1	1
45	0	10

# Administrative Prosecution Unit

The CCRB’s Administrative Prosecution Unit (APU) prosecutes police misconduct cases, when the Board has recommended charges, in the NYPD Trial Room. The APU is also able to offer pleas to officers who admit guilt rather than going to trial. Following a plea agreement or the conclusion of a disciplinary trial, cases are sent to the Police Commissioner for final penalties.

**Figure 42: Administrative Prosecution Unit Case Closures**

Disposition Category	Prosecution Disposition	Feb 2017	YTD 2017
Disciplinary Action	Not guilty after trial but Discipline Imposed	0	0
	Guilty after trial	1	2
	Trial verdict dismissed by PC, Comm. Disc. A imposed	0	0
	Trial verdict dismissed by PC, Comm. Disc. B imposed	0	0
	Trial verdict dismissed by PC, Formalized Training imposed	0	0
	Trial verdict dismissed by PC, Instructions imposed	0	0
	Trial verdict reversed by PC, Final verdict Guilty	0	0
	Resolved by plea	0	7
	Plea set aside, Comm. Disc. B	0	0
	Plea set aside, Comm. Disc. A	0	0
	Plea set aside, Formalized Training	0	0
	Plea set aside, Instructions	0	0
	*Retained, with discipline	0	0
	<b>Disciplinary Action Total</b>		<b>1</b>
No Disciplinary Action	Not guilty after trial	3	7
	Trial verdict reversed by PC, Final verdict Not Guilty	0	0
	Plea set aside, Without discipline	0	0
	**Retained, without discipline	0	0
	Dismissed by APU	0	0
	SOL Expired in APU	0	0
	<b>No Disciplinary Action Total</b>		<b>3</b>
Not Adjudicated	Charges not filed	0	0
	Deceased	0	0
	Other	0	0
	***Previously adjudicated, with discipline	0	0
	***Previously adjudicated, without discipline	0	0
	†Reconsidered by CCRB Board	0	2
	Retired	0	0
	SOL Expired prior to APU	0	0
	<b>Not Adjudicated Total</b>		<b>0</b>
<b>Total Closures</b>		<b>4</b>	<b>18</b>

\*Retained cases are those where the Department kept jurisdiction pursuant to Section 2 of the April 2, 2012 Memorandum of Understanding between the NYPD and the CCRB.

\*\* When the Department keeps jurisdiction pursuant to Section 2 and does not impose any discipline on the officer, it is the equivalent of a category referred to as DUP.

\*\*\* In some case, the Department conducts their own investigation and prosecution prior to the completion of the CCRB's investigation. In those cases, the APU does not conduct a second prosecution.

† Under the Board's reconsideration process, an officer who has charges recommended as the penalty for a substantiated allegation may have the recommended penalty changed to something other than charges or have the allegation disposition changed to something other than substantiated. In those cases, the APU ceases its prosecution.

# NYPD Discipline

Under the New York City Charter, the Police Commissioner makes the final decision regarding discipline and the outcome of disciplinary trials.

The first chart reflects NYPD-imposed discipline for cases brought by the APU (Charges).

The chart on the following page reflects cases referred to the Police Commissioner where the Board recommended Command Discipline, Formalized Training or Instructions.

**Figure 43: NYPD Discipline Imposed for Adjudicated APU Cases**

<b>Discipline*</b>	<b>February 2017</b>	<b>YTD 2017</b>
Terminated	0	0
Suspension for or loss of vacation time of 31 or more days and/or Dismissal Probation	0	0
Suspension for or loss of vacation time of 21 to 30 days	0	0
Suspension for or loss of vacation time of 11 to 20 days	0	6
Suspension for or loss of vacation time of 1 to 10 days	1	3
Command Discipline B	0	0
Command Discipline A	0	0
Formalized Training**	0	0
Instructions***	0	0
Warned & admonished/Reprimanded	0	0
<b>Disciplinary Action† Total</b>	<b>1</b>	<b>9</b>
No Disciplinary Action†	3	7
<b>Adjudicated Total</b>	<b>4</b>	<b>16</b>
<b>Discipline Rate</b>	<b>25%</b>	<b>56%</b>
Not Adjudicated† Total	0	2
<b>Total Closures</b>	<b>4</b>	<b>18</b>

\*Where more than one penalty is imposed on a respondent, it is reported under the more severe penalty.

\*\* Formalized training is conducted by the Police Academy, the NYPD Legal Bureau, or other NYPD Unit.

\*\*\* Instructions are conducted at the command level.

† The case closure types that define the "Disciplinary Action", "No Disciplinary Action" and "Not Adjudicated" categories are listed in Figure 42 on the previous page.



**Figure 44: NYPD Discipline Imposed for Non-APU Cases**

<b>Disposition</b>	<b>Disposition Type*</b>	<b>February 2017</b>	<b>YTD 2017</b>
Disciplinary Action	Terminated	0	0
	Suspension for or loss of vacation time of 31 or more days and/or Dismissal Probation	0	0
	Suspension for or loss of vacation time of 21 to 30 days	0	0
	Suspension for or loss of vacation time of 11 to 20 days	0	0
	Suspension for or loss of vacation time of 1 to 10 days	0	0
	Command Discipline B	1	3
	Command Discipline A	7	16
	Formalized Training**	13	18
	Instructions***	5	5
	Warned & admonished/Reprimanded	0	0
	<b>Total</b>		<b>26</b>
No Disciplinary Action	Filed ††	2	2
	SOL Expired	0	0
	Department Unable to Prosecute†††	4	12
	<b>Total</b>	<b>6</b>	<b>14</b>
	<b>Discipline Rate</b>	<b>81%</b>	<b>75%</b>
	<b>DUP Rate</b>	<b>13%</b>	<b>21%</b>

\*Where the respondent is found guilty of charges, and the penalty imposed would fall into more than one of the above listed categories, it is reported under the more severe penalty.

\*\* Formalized training is conducted by the Police Academy, the NYPD Legal Bureau, or other NYPD Unit.

\*\*\* Instructions are conducted at the command level.

† This verdict relates to a trial conducted by DAO on a case decided by the Board prior to the activation of the APU.

†† "Filed" is a term used when the police department is not required to take action against the subject officer because the officer has resigned or retired from the department, or has been terminated.

††† When the department decides that it will not discipline an officer against whom the Board recommended discipline other than charges, those cases are referred to as "Department Unable to Prosecute," or DUP.

**Figure 45: NYPD Discipline Imposed for Allegations - Non-APU Cases (February 2017)**

Board Disposition	FADO Type	Allegation	Precinct	Borough	NYPD Discipline
Substantiated (Formalized Training)	D	Word	6	Manhattan	Formalized Training
Substantiated (Formalized Training)	D	Action	6	Manhattan	Formalized Training
Substantiated (Formalized Training)	F	Physical force	17	Manhattan	No Penalty
Substantiated (Formalized Training)	A	Threat of arrest	30	Manhattan	No Penalty
Substantiated (Command Discipline B)	A	Search (of person)	30	Manhattan	No Penalty
Substantiated (Command Discipline B)	A	Search (of person)	30	Manhattan	No Penalty
Substantiated (Command Discipline B)	A	Stop	30	Manhattan	Command Discipline A
Substantiated (Command Discipline B)	A	Stop	30	Manhattan	Command Discipline A
Substantiated (Command Discipline B)	F	Physical force	40	Bronx	No Penalty
Substantiated (Command Discipline B)	A	Other	40	Bronx	No Penalty
Substantiated (Command Discipline B)	A	Frisk	40	Bronx	Formalized Training
Substantiated (Command Discipline A)	A	Frisk	40	Bronx	No Penalty
Substantiated (Command Discipline A)	A	Retaliatory summons	42	Bronx	Formalized Training
Substantiated (Formalized Training)	A	Premises entered and/or searched	46	Bronx	Instructions
Substantiated (Formalized Training)	A	Premises entered and/or searched	46	Bronx	Instructions
Substantiated (Command Discipline A)	A	Vehicle search	60	Brooklyn	Formalized Training
Substantiated (Command Discipline A)	A	Frisk	60	Brooklyn	Formalized Training
Substantiated (Command Discipline A)	A	Search (of person)	60	Brooklyn	Formalized Training
Substantiated (Command Discipline A)	A	Search (of person)	60	Brooklyn	Formalized Training
Substantiated (Command Lvl Instructions)	A	Threat of arrest	63	Brooklyn	Instructions
Substantiated (Command Discipline B)	A	Other	73	Brooklyn	Command Discipline A
Substantiated (Command Discipline B)	A	Seizure of property	73	Brooklyn	Command Discipline A
Substantiated (Command Discipline B)	A	Premises entered and/or searched	77	Brooklyn	Command Discipline A
Substantiated (Formalized Training)	A	Retaliatory summons	77	Brooklyn	Command Discipline A
Substantiated (Formalized Training)	A	Frisk	77	Brooklyn	Formalized Training
Substantiated (Command Discipline B)	A	Frisk	77	Brooklyn	Command Discipline B
Substantiated (Command Discipline B)	A	Stop	77	Brooklyn	Command Discipline B
Substantiated (Command Discipline)	A	Stop	77	Brooklyn	Command Discipline A
Substantiated (Formalized Training)	E	Sexual orientation	78	Brooklyn	Instructions
Substantiated (Formalized Training)	D	Word	83	Brooklyn	Instructions
Substantiated (Formalized Training)	A	Other	88	Brooklyn	Formalized Training
Substantiated (Formalized Training)	A	Search (of person)	103	Queens	Formalized Training

<b>Board Disposition</b>	<b>FADO Type</b>	<b>Allegation</b>	<b>Precinct</b>	<b>Borough</b>	<b>NYPD Discipline</b>
Substantiated (Formalized Training)	A	Search (of person)	103	Queens	Formalized Training
Substantiated (Command Discipline A)	A	Vehicle stop	105	Queens	Command Discipline A
Substantiated (Command Discipline A)	A	Vehicle stop	105	Queens	Command Discipline A
Substantiated (Command Discipline A)	A	Other	105	Queens	Command Discipline A
Substantiated (Command Discipline A)	A	Other	105	Queens	Command Discipline A
Substantiated (Charges)	A	Frisk	105	Queens	Formalized Training
Substantiated (Charges)	A	Search (of person)	105	Queens	Formalized Training
Substantiated (Charges)	A	Stop	105	Queens	Formalized Training
Substantiated (Command Discipline A)	A	Frisk	113	Queens	Command Discipline A
Substantiated (Command Discipline A)	A	Vehicle stop	121	Staten Island	No Penalty
Substantiated (Command Discipline B)	A	Vehicle stop	121	Staten Island	Formalized Training
Substantiated (Command Discipline A)	A	Vehicle stop	121	Staten Island	Formalized Training

**Figure 46: NYPD Discipline Imposed for Allegations - APU Adjudicated Cases (February 2017)**

<b>Board Disposition</b>	<b>FADO Type</b>	<b>Allegation</b>	<b>Precinct</b>	<b>Borough</b>	<b>NYPD Discipline</b>
Substantiated (Charges)	A	Refusal to provide name/shield number	105	Queens	No Penalty
Substantiated (Charges)	A	Refusal to provide name/shield number	105	Queens	No Penalty
Substantiated (Charges)	A	Frisk	105	Queens	No Penalty
Substantiated (Charges)	A	Stop	105	Queens	No Penalty
Substantiated (Charges)	A	Question	105	Queens	No Penalty
Substantiated (Charges)	F	Physical force	113	Queens	No Penalty
Substantiated (Charges)	A	Refusal to provide name/shield number	113	Queens	No Penalty
Substantiated (Charges)	A	Frisk	113	Queens	Forfeit vacation 2 day(s)
Substantiated (Charges)	A	Stop	113	Queens	No Penalty
Substantiated (Charges)	A	Stop	113	Queens	No Penalty
Substantiated (Charges)	A	Stop	113	Queens	No Penalty

## Appendix

Over the years, the CCRB has made many types of data publicly available. In reorganizing the Monthly Report, we do not intend to remove any valuable information from the public domain. However, the Agency believes that some information is essential to place in the main body of the Monthly Report, while more granular charts and figures are better suited to the Appendix. We welcome you to contact the CCRB at [www.nyc.gov](http://www.nyc.gov) or 212-912-7235 if you are having difficulty finding information on CCRB data that was formerly available.

**Figure 47: CCRB Open Docket - Age of CCRB Cases Based On Incident Date**

	February 2017		January 2017		Change	% Change
	Count	% of Total	Count	% of Total		
Cases 0-4 Months	762	87.4%	770	80.6%	-8	-1.0%
Cases 5-7 Months	73	8.4%	129	13.5%	-56	-43.4%
Cases 8 Months	8	0.9%	11	1.2%	-3	-27.3%
Cases 9 Months	6	0.7%	11	1.2%	-5	-45.5%
Cases 10 Months	7	0.8%	7	0.7%	0	0.0%
Cases 11 Months	2	0.2%	5	0.5%	-3	-60.0%
Cases 12 Months	1	0.1%	4	0.4%	-3	-75.0%
Cases 13 Months	2	0.2%	4	0.4%	-2	-50.0%
Cases 14 Months	2	0.2%	3	0.3%	-1	-33.3%
Cases 15 Months	2	0.2%	0	0.0%	2	NA
Cases 16 Months	1	0.1%	2	0.2%	-1	-50.0%
Cases 17 Months	0	0.0%	4	0.4%	-4	NA
Cases 18 Months	3	0.3%	0	0.0%	3	NA
Cases Over 18 Months	3	0.3%	5	0.5%	-2	-40.0%
NA	0	0.0%	0	0.0%	0	NA
<b>Total</b>	<b>872</b>	<b>100.0%</b>	<b>955</b>	<b>100.0%</b>	<b>-83</b>	<b>-8.7%</b>

**Figure 48: CCRB Open Docket - Age of CCRB Cases Based On CCRB Received Date**

	February 2017		January 2017		Change	% Change
	Count	% of Total	Count	% of Total		
Cases 0-4 Months	804	92.2%	824	86.3%	-20	-2.4%
Cases 5-7 Months	54	6.2%	108	11.3%	-54	-50.0%
Cases 8 Months	4	0.5%	9	0.9%	-5	-55.6%
Cases 9 Months	3	0.3%	6	0.6%	-3	-50.0%
Cases 10 Months	2	0.2%	0	0.0%	2	NA
Cases 11 Months	0	0.0%	0	0.0%	0	NA
Cases 12 Months	0	0.0%	2	0.2%	-2	NA
Cases 13 Months	1	0.1%	1	0.1%	0	0.0%
Cases 14 Months	1	0.1%	1	0.1%	0	0.0%
Cases 15 Months	0	0.0%	0	0.0%	0	NA
Cases 16 Months	1	0.1%	1	0.1%	0	0.0%
Cases 17 Months	0	0.0%	0	0.0%	0	NA
Cases 18 Months	0	0.0%	0	0.0%	0	NA
Cases Over 18 Months	2	0.2%	3	0.3%	-1	-33.3%
NA	0	0.0%	0	0.0%	0	NA
<b>Total</b>	<b>872</b>	<b>100.0%</b>	<b>955</b>	<b>100.0%</b>	<b>-83</b>	<b>-8.7%</b>

**Figure 49: CCRB Investigations Docket - Age of CCRB Cases Based On Incident Date**

	February 2017		January 2017		Change	% Change
	Count	% of Total	Count	% of Total		
Cases 0-4 Months	579	91.5%	509	90.4%	70	13.8%
Cases 5-7 Months	32	5.1%	32	5.7%	0	0.0%
Cases 8 Months	4	0.6%	4	0.7%	0	0.0%
Cases 9 Months	4	0.6%	6	1.1%	-2	-33.3%
Cases 10 Months	4	0.6%	2	0.4%	2	100.0%
Cases 11 Months	2	0.3%	0	0.0%	2	NA
Cases 12 Months	0	0.0%	1	0.2%	-1	NA
Cases 13 Months	2	0.3%	2	0.4%	0	0.0%
Cases 14 Months	1	0.2%	2	0.4%	-1	-50.0%
Cases 15 Months	2	0.3%	0	0.0%	2	NA
Cases 16 Months	1	0.2%	1	0.2%	0	0.0%
Cases 17 Months	0	0.0%	1	0.2%	-1	NA
Cases 18 Months	0	0.0%	0	0.0%	0	NA
Cases Over 18 Months	2	0.3%	3	0.5%	-1	-33.3%
NA	0	0.0%	0	0.0%	0	NA
<b>Total</b>	<b>633</b>	<b>100.0%</b>	<b>563</b>	<b>100.0%</b>	<b>70</b>	<b>12.4%</b>

**Figure 50: CCRB DA Hold Docket - Age of CCRB Cases Based On Incident Date**

	February 2017	
	Count	% of Total
Cases 0-4 Months	4	30.8%
Cases 5-7 Months	1	7.7%
Cases 8 Months	0	0.0%
Cases 9 Months	0	0.0%
Cases 10 Months	0	0.0%
Cases 11 Months	0	0.0%
Cases 12 Months	0	0.0%
Cases 13 Months	0	0.0%
Cases 14 Months	0	0.0%
Cases 15 Months	1	7.7%
Cases 16 Months	1	7.7%
Cases 17 Months	0	0.0%
Cases 18 Months	1	7.7%
Cases Over 18 Months	5	38.5%
NA	0	0.0%
<b>Total</b>	<b>13</b>	<b>100.0%</b>



**Figure 51: Disposition of Force Allegations (YTD 2017)**

Force Allegation	Substantiated		Exonerated		Unsubstantiated		Unfounded		Officer Unidentified		Miscellaneous	
	Count	%	Count	%	Count	%	Count	%	Count	%	Count	%
Gun Pointed	2	7.7%	12	46.2%	5	19.2%	3	11.5%	4	15.4%	0	0%
Gun fired	0	0.0%	0	0.0%	0	0.0%	0	0.0%	0	0.0%	0	0.0%
Nightstick as club (incl asp & baton)	0	0%	2	28.6%	0	0%	1	14.3%	4	57.1%	0	0%
Gun as club	1	25%	0	0%	0	0%	1	25%	2	50%	0	0%
Radio as club	0	0%	0	0%	1	100%	0	0%	0	0%	0	0%
Flashlight as club	0	0.0%	0	0.0%	0	0.0%	0	0.0%	0	0.0%	0	0.0%
Police shield	0	0%	0	0%	2	100%	0	0%	0	0%	0	0%
Vehicle	1	25%	1	25%	2	50%	0	0%	0	0%	0	0%
Other blunt instrument as a club	0	0%	0	0%	0	0%	3	75%	1	25%	0	0%
Hit against inanimate object	0	0%	1	7.1%	10	71.4%	2	14.3%	1	7.1%	0	0%
Chokehold	2	10.5%	0	0%	9	47.4%	6	31.6%	2	10.5%	0	0%
Pepper spray	1	11.1%	3	33.3%	1	11.1%	1	11.1%	3	33.3%	0	0%
Physical force	14	5.1%	109	39.4%	85	30.7%	44	15.9%	24	8.7%	1	0.4%
Handcuffs too tight	0	0%	0	0%	2	100%	0	0%	0	0%	0	0%
Nonlethal restraining device	0	0%	4	66.7%	1	16.7%	1	16.7%	0	0%	0	0%
Animal	0	0.0%	0	0.0%	0	0.0%	0	0.0%	0	0.0%	0	0.0%
Other	3	8.8%	4	11.8%	19	55.9%	4	11.8%	4	11.8%	0	0%
<b>Total</b>	<b>24</b>	<b>5.9%</b>	<b>136</b>	<b>33.3%</b>	<b>137</b>	<b>33.5%</b>	<b>66</b>	<b>16.1%</b>	<b>45</b>	<b>11%</b>	<b>1</b>	<b>0.2%</b>

**Figure 52: Disposition of Abuse of Authority Allegations (YTD 2017)**

Abuse of Authority Allegation	Substantiated		Exonerated		Unsubstantiated		Unfounded		Officer Unidentified		Miscellaneous	
	Count	%	Count	%	Count	%	Count	%	Count	%	Count	%
Gun Drawn	1	11.1%	5	55.6%	1	11.1%	0	0%	2	22.2%	0	0%
Strip-searched	0	0%	1	8.3%	5	41.7%	3	25%	3	25%	0	0%
Vehicle stop	7	14%	20	40%	17	34%	0	0%	6	12%	0	0%
Vehicle search	8	16.7%	14	29.2%	16	33.3%	3	6.2%	7	14.6%	0	0%
Premises entered and/or searched	17	14.4%	75	63.6%	15	12.7%	2	1.7%	9	7.6%	0	0%
Threat of summons	0	0%	6	60%	2	20%	0	0%	2	20%	0	0%
Threat of arrest	5	6.6%	36	47.4%	27	35.5%	2	2.6%	6	7.9%	0	0%
Threat to notify ACS	0	0%	1	25%	3	75%	0	0%	0	0%	0	0%
Threat of force (verbal or physical)	5	9.6%	10	19.2%	23	44.2%	6	11.5%	8	15.4%	0	0%
Threat to damage/seize property	1	7.7%	3	23.1%	5	38.5%	1	7.7%	3	23.1%	0	0%
Property damaged	2	8.3%	6	25%	9	37.5%	0	0%	7	29.2%	0	0%
Refusal to process civilian complaint	7	46.7%	0	0%	6	40%	0	0%	2	13.3%	0	0%
Refusal to provide name/shield number	8	10.1%	0	0%	49	62%	14	17.7%	8	10.1%	0	0%
Retaliatory arrest	5	83.3%	0	0%	1	16.7%	0	0%	0	0%	0	0%
Retaliatory summons	5	100%	0	0%	0	0%	0	0%	0	0%	0	0%
Refusal to obtain medical treatment	1	2.9%	0	0%	22	64.7%	7	20.6%	4	11.8%	0	0%
Improper dissemination of medical info	0	0.0%	0	0.0%	0	0.0%	0	0.0%	0	0.0%	0	0.0%
Other	5	25%	11	55%	0	0%	0	0%	4	20%	0	0%
Seizure of property	1	12.5%	3	37.5%	3	37.5%	0	0%	1	12.5%	0	0%
Failure to show search warrant	0	0%	0	0%	4	66.7%	1	16.7%	1	16.7%	0	0%
Frisk	13	29.5%	9	20.5%	13	29.5%	1	2.3%	8	18.2%	0	0%
Search (of person)	12	21.4%	12	21.4%	22	39.3%	1	1.8%	9	16.1%	0	0%
Stop	12	18.8%	34	53.1%	13	20.3%	0	0%	5	7.8%	0	0%
Question	1	7.7%	4	30.8%	4	30.8%	0	0%	4	30.8%	0	0%
Refusal to show arrest warrant	0	0.0%	0	0.0%	0	0.0%	0	0.0%	0	0.0%	0	0.0%
Interference with recording	1	8.3%	1	8.3%	6	50%	2	16.7%	2	16.7%	0	0%
Search of recording device	0	0%	0	0%	4	80%	0	0%	1	20%	0	0%
Electronic device information deletion	0	0%	0	0%	2	66.7%	0	0%	1	33.3%	0	0%

<b>Total</b>	117	14.9%	251	31.9%	272	34.6%	43	5.5%	103	13.1%	0	0%
--------------	-----	-------	-----	-------	-----	-------	----	------	-----	-------	---	----

**Figure 53: Disposition of Discourtesy Allegations (YTD 2017)**

Discourtesy Allegation	Substantiated		Exonerated		Unsubstantiated		Unfounded		Officer Unidentified		Miscellaneous	
	Count	%	Count	%	Count	%	Count	%	Count	%	Count	%
Word	19	9.3%	10	4.9%	121	59.3%	21	10.3%	33	16.2%	0	0%
Gesture	0	0%	0	0%	2	100%	0	0%	0	0%	0	0%
Demeanor/tone	0	0.0%	0	0.0%	0	0.0%	0	0.0%	0	0.0%	0	0.0%
Action	2	10%	0	0%	12	60%	3	15%	3	15%	0	0%
Other	0	0.0%	0	0.0%	0	0.0%	0	0.0%	0	0.0%	0	0.0%
<b>Total</b>	<b>21</b>	<b>9.3%</b>	<b>10</b>	<b>4.4%</b>	<b>135</b>	<b>59.7%</b>	<b>24</b>	<b>10.6%</b>	<b>36</b>	<b>15.9%</b>	<b>0</b>	<b>0%</b>

**Figure 54: Disposition of Offensive Language Allegations (YTD 2017)**

Offensive Language Allegation	Substantiated		Exonerated		Unsubstantiated		Unfounded		Officer Unidentified		Miscellaneous	
	Count	%	Count	%	Count	%	Count	%	Count	%	Count	%
Race	1	5%	0	0%	7	35%	8	40%	4	20%	0	0%
Ethnicity	1	11.1%	0	0%	4	44.4%	0	0%	4	44.4%	0	0%
Religion	0	0.0%	0	0.0%	0	0.0%	0	0.0%	0	0.0%	0	0.0%
Gender	1	10%	0	0%	3	30%	2	20%	4	40%	0	0%
Sexual orientation	0	0%	0	0%	4	80%	1	20%	0	0%	0	0%
Physical disability	0	0%	0	0%	2	100%	0	0%	0	0%	0	0%
Other	3	42.9%	0	0%	2	28.6%	1	14.3%	1	14.3%	0	0%
<b>Total</b>	<b>6</b>	<b>11.3%</b>	<b>0</b>	<b>0%</b>	<b>22</b>	<b>41.5%</b>	<b>12</b>	<b>22.6%</b>	<b>13</b>	<b>24.5%</b>	<b>0</b>	<b>0%</b>

**Figure 55: Administrative Prosecutions Unit Open Docket (February 2017)**

Case Stage	Cases	Percent
Awaiting filing of charges	0	0%
Charges served, Conference Date Requested	0	0%
Trial commenced	0	0%
Charges filed, awaiting service	10	14%
Charges served, CORD/SoEH/DCS pending	5	7%
Calendered for court appearance	13	19%
Case Off Calendar - Subsequent Appearance Pending	4	6%
Trial scheduled	32	46%
Plea agreed - paperwork pending	5	7%
<b>Total</b>	<b>69</b>	<b>100%</b>

CORD is the CO's Report on MOS facing discipline.  
 SoEH is the Summary of Employment History.  
 DCS is the Disciplinary Cover Sheet.

**Figure 56: Administrative Prosecutions Unit Cases Awaiting Final Disposition (February 2017)**

Case Stage	Cases	Percent
Disposition modified, awaiting final disp.	2	2%
Plea filed - awaiting approval by PC	43	50%
Verdict rendered - awaiting approval by PC	28	33%
Verdict rendered - Fogel response due	8	9%
Trial completed, awaiting verdict	5	6%
<b>Total</b>	<b>86</b>	<b>100%</b>

A Fogel response is a letter to the Trial Commissioner with comments from the CCRB on the Trial Commissioner's report and recommendation.

**Figure 57: Officers With CCRB Complaints Closed in 2017 by Command**

<b>Patrol Services Bureau</b>	<b>Sustantiated MOS Feb 2017</b>	<b>Substantiated MOS YTD 2017</b>	<b>Total MOS Feb 2017</b>	<b>Total MOS YTD 2017</b>
Patrol Borough Manhattan South Total	3	3	22	46
Patrol Borough Manhattan North Total	5	8	39	89
Patrol Borough Bronx Total	10	14	75	122
Patrol Borough Brooklyn South Total	6	6	46	68
Patrol Borough Brooklyn North Total	15	24	76	128
Patrol Borough Queens South Total	8	10	58	75
Patrol Borough Queens North Total	5	5	20	28
Patrol Borough Staten Island Total	0	0	33	43
Special Operations Division Total	1	1	12	15
Other Patrol Services Bureau Commands Total	0	0	0	0
<b>Total</b>	<b>53</b>	<b>71</b>	<b>381</b>	<b>614</b>
<b>Other Bureaus</b>				
Traffic Control Division Total	1	1	6	7
Transit Bureau Total	0	0	24	35
Housing Bureau Total	9	14	34	50
Organized Crime Control Bureau Total	3	4	39	61
Detective Bureau Total	1	1	21	24
Other Bureaus Total	5	8	16	21
<b>Total</b>	<b>19</b>	<b>28</b>	<b>140</b>	<b>198</b>
<b>Other Commands</b>				
Deputy Commissioners and Miscellaneous Commands Total	0	0	3	5
Undetermined	0	0	6	8
<b>Total</b>	<b>72</b>	<b>99</b>	<b>530</b>	<b>825</b>

Table shows MOS command as recorded at the time of complaint.

**Figure 58A: Officers With CCRB Complaints Closed in 2017 by Command - Patrol Borough Manhattan South**

<b>Manhattan South</b>	<b>Sustantiated MOS Feb 2017</b>	<b>Substantiated MOS YTD 2017</b>	<b>Total MOS Feb 2017</b>	<b>Total MOS YTD 2017</b>
001 Precinct	0	0	3	5
005 Precinct	0	0	0	0
006 Precinct	1	1	1	1
007 Precinct	0	0	0	5
009 Precinct	0	0	3	4
010 Precinct	0	0	6	6
013 Precinct	0	0	0	2
Midtown South Precinct	0	0	1	7
017 Precinct	0	0	3	4
Midtown North Precinct	1	1	4	9
<b>Precincts Total</b>	<b>2</b>	<b>2</b>	<b>21</b>	<b>43</b>
Patrol Borough Manhattan South Task Force	0	0	0	0
Patrol Borough Manhattan South HQ	1	1	1	3
Patrol Borough Manhattan South Anti-Crime Unit	0	0	0	0
<b>Patrol Borough Manhattan South Total</b>	<b>3</b>	<b>3</b>	<b>22</b>	<b>46</b>

Table shows MOS command as recorded at the time of complaint.



**Figure 58B: Officers With CCRB Complaints Closed in 2017 by Command - Patrol Borough Manhattan North**

<b>Manhattan North</b>	<b>Sustantiated MOS Feb 2017</b>	<b>Substantiated MOS YTD 2017</b>	<b>Total MOS Feb 2017</b>	<b>Total MOS YTD 2017</b>
019 Precinct	0	0	2	11
020 Precinct	0	0	4	4
023 Precinct	0	0	5	8
024 Precinct	2	2	5	9
025 Precinct	0	0	3	3
026 Precinct	0	0	0	0
Central Park Precinct	0	0	0	0
028 Precinct	0	0	7	12
030 Precinct	2	3	5	16
032 Precinct	1	2	2	9
033 Precinct	0	0	3	10
034 Precinct	0	1	3	7
<b>Precincts Total</b>	<b>5</b>	<b>8</b>	<b>39</b>	<b>89</b>
Patrol Borough Manhattan North Task Force	0	0	0	0
Patrol Borough Manhattan North HQ	0	0	0	0
Patrol Borough Manhattan North Anti-Crime Unit	0	0	0	0
Manhattan North Impact Response Team	0	0	0	0
<b>Patrol Borough Manhattan North Total</b>	<b>5</b>	<b>8</b>	<b>39</b>	<b>89</b>

Table shows MOS command as recorded at the time of complaint.

**Figure 58C: Officers With CCRB Complaints Closed in 2017 by Command - Patrol Borough Bronx**

<b>Bronx</b>	<b>Sustantiated MOS Feb 2017</b>	<b>Substantiated MOS YTD 2017</b>	<b>Total MOS Feb 2017</b>	<b>Total MOS YTD 2017</b>
040 Precinct	0	0	7	7
041 Precinct	1	2	4	10
042 Precinct	1	1	12	15
043 Precinct	0	0	5	5
044 Precinct	1	3	2	7
045 Precinct	3	3	5	8
046 Precinct	0	0	4	11
047 Precinct	2	3	22	30
048 Precinct	0	0	0	4
049 Precinct	1	1	1	2
050 Precinct	0	0	6	10
052 Precinct	0	0	4	9
<b>Precincts Total</b>	<b>9</b>	<b>13</b>	<b>72</b>	<b>118</b>
Patrol Borough Bronx Task Force	0	0	2	3
Patrol Borough Bronx HQ	1	1	1	1
Patrol Borough Bronx Anti-Crime Unit	0	0	0	0
Bronx Impact Response Team	0	0	0	0
<b>Patrol Borough Bronx Total</b>	<b>10</b>	<b>14</b>	<b>75</b>	<b>122</b>

Table shows MOS command as recorded at the time of complaint.

Figure 58D: Officers With CCRB Complaints Closed in 2017 by Command - Patrol Borough Brooklyn South

Brooklyn South	Sustantiated MOS Feb 2017	Substantiated MOS YTD 2017	Total MOS Feb 2017	Total MOS YTD 2017
060 Precinct	0	0	3	3
061 Precinct	0	0	4	7
062 Precinct	1	1	3	3
063 Precinct	0	0	2	4
066 Precinct	1	1	3	7
067 Precinct	1	1	8	8
068 Precinct	0	0	5	5
069 Precinct	0	0	4	6
070 Precinct	0	0	2	6
071 Precinct	2	2	6	7
072 Precinct	1	1	4	7
076 Precinct	0	0	0	1
078 Precinct	0	0	0	1
<b>Precincts Total</b>	<b>6</b>	<b>6</b>	<b>44</b>	<b>65</b>
Patrol Borough Brooklyn South Task Force	0	0	2	2
Patrol Borough Brooklyn South HQ	0	0	0	0
Patrol Borough Brooklyn South Anti-Crime Unit	0	0	0	1
Brooklyn South Impact Response Team	0	0	0	0
<b>Patrol Borough Brooklyn South Total</b>	<b>6</b>	<b>6</b>	<b>46</b>	<b>68</b>

Table shows MOS command as recorded at the time of complaint.

**Figure 58E: Officers With CCRB Complaints Closed in 2017 by Command - Patrol Borough Brooklyn North**

<b>Brooklyn North</b>	<b>Sustantiated MOS Feb 2017</b>	<b>Substantiated MOS YTD 2017</b>	<b>Total MOS Feb 2017</b>	<b>Total MOS YTD 2017</b>
073 Precinct	4	4	16	20
075 Precinct	5	13	25	48
077 Precinct	1	1	2	2
079 Precinct	1	1	2	2
081 Precinct	1	1	8	16
083 Precinct	0	1	8	12
084 Precinct	0	0	0	0
088 Precinct	0	0	3	3
090 Precinct	0	0	5	16
094 Precinct	0	0	2	3
<b>Precincts Total</b>	<b>12</b>	<b>21</b>	<b>71</b>	<b>122</b>
Patrol Borough Brooklyn North Task Force	0	0	0	0
Patrol Borough Brooklyn North HQ	0	0	0	1
Patrol Borough Brooklyn North Anti-Crime Unit	3	3	5	5
Brooklyn North Impact Response Team	0	0	0	0
<b>Patrol Borough Brooklyn North Total</b>	<b>15</b>	<b>24</b>	<b>76</b>	<b>128</b>

Table shows MOS command as recorded at the time of complaint.

**Figure 58F: Officers With CCRB Complaints Closed in 2017 by Command - Patrol Borough Queens South**

<b>Queens South</b>	<b>Sustantiated MOS Feb 2017</b>	<b>Sustantiated MOS YTD 2017</b>	<b>Total MOS Feb 2017</b>	<b>Total MOS YTD 2017</b>
100 Precinct	1	1	12	12
101 Precinct	1	1	8	11
102 Precinct	0	0	7	7
103 Precinct	0	0	3	5
105 Precinct	2	2	4	4
106 Precinct	0	0	9	10
107 Precinct	1	1	2	3
113 Precinct	3	4	10	17
<b>Precincts Total</b>	<b>8</b>	<b>9</b>	<b>55</b>	<b>69</b>
Patrol Borough Queens South Task Force	0	0	3	3
Patrol Borough Queens South HQ	0	0	0	0
Patrol Borough Queens South Anti-Crime Unit	0	1	0	3
Queens South Impact Response Team	0	0	0	0
<b>Patrol Borough Queens South Total</b>	<b>8</b>	<b>10</b>	<b>58</b>	<b>75</b>

Table shows MOS command as recorded at the time of complaint.

**Figure 58G: Officers With CCRB Complaints Closed in 2017 by Command - Patrol Borough Queens North**

<b>Queens North</b>	<b>Sustantiated MOS Feb 2017</b>	<b>Substantiated MOS YTD 2017</b>	<b>Total MOS Feb 2017</b>	<b>Total MOS YTD 2017</b>
104 Precinct	0	0	1	1
108 Precinct	0	0	4	4
109 Precinct	1	1	2	2
110 Precinct	4	4	7	7
111 Precinct	0	0	3	4
112 Precinct	0	0	1	2
114 Precinct	0	0	0	6
115 Precinct	0	0	2	2
<b>Precincts Total</b>	<b>5</b>	<b>5</b>	<b>20</b>	<b>28</b>
Patrol Borough Queens North Task Force	0	0	0	0
Patrol Borough Queens North HQ	0	0	0	0
Patrol Borough Queens North Anti-Crime Unit	0	0	0	0
<b>Patrol Borough Queens North Total</b>	<b>5</b>	<b>5</b>	<b>20</b>	<b>28</b>

Table shows MOS command as recorded at the time of complaint.

**Figure 58H: Officers With CCRB Complaints Closed in 2017 by Command - Patrol Borough Staten Island**

<b>Staten Island</b>	<b>Sustantiated MOS Feb 2017</b>	<b>Substantiated MOS YTD 2017</b>	<b>Total MOS Feb 2017</b>	<b>Total MOS YTD 2017</b>
120 Precinct	0	0	17	20
122 Precinct	0	0	4	6
123 Precinct	0	0	0	0
121 Precinct	0	0	12	17
<b>Precincts Total</b>	<b>0</b>	<b>0</b>	<b>33</b>	<b>43</b>
Patrol Borough Staten Island Task Force	0	0	0	0
Patrol Borough Staten Island HQ	0	0	0	0
Patrol Borough Staten Island Anti-Crime Unit	0	0	0	0
Staten Island Housing Unit	0	0	0	0
Staten Island Court Section	0	0	0	0
Staten Island Impact Response Team	0	0	0	0
<b>Patrol Borough Staten Island Total</b>	<b>0</b>	<b>0</b>	<b>33</b>	<b>43</b>

Table shows MOS command as recorded at the time of complaint.

**Figure 58I: Officers With CCRB Complaints Closed in 2017 by Command - Special Operations Division**

<b>Special Operations</b>	<b>Sustantiated MOS Feb 2017</b>	<b>Substantiated MOS YTD 2017</b>	<b>Total MOS Feb 2017</b>	<b>Total MOS YTD 2017</b>
Emergency Services Unit and Squads 1-10	0	0	8	11
Harbor Unit	0	0	0	0
Aviation Unit	0	0	0	0
Canine Team	0	0	0	0
Mounted Unit	0	0	0	0
2 SOD Strategic Response Group	1	1	4	4
Special Operations Division Headquarters	0	0	0	0
<b>Special Operations Division Total</b>	<b>1</b>	<b>1</b>	<b>12</b>	<b>15</b>

Table shows MOS command as recorded at the time of complaint.



**Figure 58J: Officers With CCRB Complaints Closed in 2017 by Command - Other Patrol Services Bureau Commands**

<b>Other Patrol Services Bureau Commands</b>	<b>Sustantiated MOS Feb 2017</b>	<b>Substantiated MOS YTD 2017</b>	<b>Total MOS Feb 2017</b>	<b>Total MOS YTD 2017</b>
Chiefs Office	0	0	0	0
Special Operations Division Taxi Unit	0	0	0	0
<b>Other Patrol Services Bureau Commands Total</b>	<b>0</b>	<b>0</b>	<b>0</b>	<b>0</b>

Table shows MOS command as recorded at the time of complaint.

**Figure 58K: Officers With CCRB Complaints Closed in 2017 by Command - Traffic Control Division**

<b>Traffic Control Division</b>	<b>Sustantiated MOS Feb 2017</b>	<b>Substantiated MOS YTD 2017</b>	<b>Total MOS Feb 2017</b>	<b>Total MOS YTD 2017</b>
Traffic Control Division - Headquarters Command	0	0	0	0
Manhattan Traffic Task Force	0	0	1	1
Brooklyn Traffic Task Force	0	0	0	0
Bronx Traffic Task Force	0	0	0	0
Queens Traffic Task Force	0	0	0	0
Surface Transportation Enforcement Division (STED)	0	0	0	0
Bus Unit	0	0	0	0
Traffic Control Parking Enforcement District	0	0	0	0
Traffic Control Tow Units	0	0	0	0
Traffic Control Summons Enforcement	0	0	0	0
Traffic Command Intersection Control	0	0	0	0
Traffic Control Intelligence Unit	0	0	0	0
Highway District	0	0	0	0
Highway Unit #1	1	1	4	4
Highway Unit #2	0	0	0	1
Highway Unit #3	0	0	0	0
Highway Unit #4	0	0	0	0
Highway Unit #5	0	0	1	1
Highway Safety Enforcement Unit	0	0	0	0
Movie and TV Unit	0	0	0	0
<b>Traffic Control Division Total</b>	<b>1</b>	<b>1</b>	<b>6</b>	<b>7</b>

Table shows MOS command as recorded at the time of complaint.

**Figure 58L: Officers With CCRB Complaints Closed in 2017 by Command - Transit Bureau**

<b>Transit Bureau</b>	<b>Sustantiated MOS Feb 2017</b>	<b>Substantiated MOS YTD 2017</b>	<b>Total MOS Feb 2017</b>	<b>Total MOS YTD 2017</b>
Transit Bureau Headquarters	0	0	0	0
Transit Bureau Authority Liaison	0	0	0	0
Transit Bureau Inspections	0	0	0	0
Transit Bureau Spec. Invest. Unit	0	0	0	0
Transit Bureau Crime Analysis	0	0	0	0
Transit Bureau Patrol Operations	0	0	0	0
Transit Bureau Manhattan	0	0	0	0
Transit Bureau Bronx	0	0	0	0
Transit Bureau Queens	0	0	0	0
Transit Bureau Brooklyn	0	0	0	0
TB DT01	0	0	1	1
TB DT02	0	0	1	1
TB DT03	0	0	6	7
TB DT04	0	0	0	2
TB DT11	0	0	2	4
TB DT12	0	0	3	3
TB DT20	0	0	0	1
TB DT23	0	0	1	1
TB DT30	0	0	0	0
TB DT32	0	0	1	1
TB DT33	0	0	4	7
TB DT34	0	0	0	0
Transit Bureau Manhattan Task Force	0	0	3	3
Transit Bureau Bronx Task Force	0	0	0	0
Transit Bureau Queens Task Force	0	0	0	0
Transit Bureau Brooklyn Task Force	0	0	0	0
Transit Bureau Homeless Outreach Unit	0	0	0	1
Transit Division Canine Unit	0	0	0	0
Transit Bureau Vandal Unit	0	0	0	0
Transit Bureau Special Operations Unit	0	0	0	0
TB Anti-Terrorism	0	0	2	3
Transportation Bureau and Transit Other Commands	0	0	0	0
<b>Transit Bureau Total</b>	<b>0</b>	<b>0</b>	<b>24</b>	<b>35</b>

Table shows MOS command as recorded at the time of complaint.

**Figure 58M: Officers With CCRB Complaints Closed in 2017 by Command - Housing Bureau**

<b>Housing Bureau</b>	<b>Sustantiated MOS Feb 2017</b>	<b>Substantiated MOS YTD 2017</b>	<b>Total MOS Feb 2017</b>	<b>Total MOS YTD 2017</b>
Housing Bureau (Office of the Chief Command Center)	0	0	0	0
Housing Bureau Special Operations Section	0	0	0	0
PSA 1	0	0	1	1
PSA 2	0	0	6	8
PSA 3	2	3	5	7
PSA 4	0	0	4	4
PSA 5	3	3	8	8
PSA 6	3	3	6	8
PSA 7	0	3	1	8
PSA 8	1	1	1	1
PSA 9	0	0	2	3
Housing Bureau Brooklyn/Staten Island	0	0	0	0
Housing Bureau Manhattan	0	0	0	0
Housing Bureau Bronx/Queens	0	0	0	0
Housing Bureau Investigations	0	0	0	0
Housing Bureau Elevator Vandalism Unit	0	0	0	0
Housing Bureau Operations and Misc. Commands	0	0	0	0
<b>Housing Bureau Total</b>	<b>9</b>	<b>14</b>	<b>34</b>	<b>50</b>
Housing Borough Brooklyn Impact Response Team	0	1	0	2
Housing Borough Manhattan Impact Response Team	0	0	0	0
Housing Borough Bronx/Queens Impact Response Team	0	0	0	0
<b>Housing Bureau Total</b>	<b>9</b>	<b>14</b>	<b>34</b>	<b>50</b>

Table shows MOS command as recorded at the time of complaint.

**Figure 58N: Officers With CCRB Complaints Closed in 2017 by Command - Organized Crime Control Bureau**

<b>Organized Crime Control Bureau</b>	<b>Sustantiated MOS Feb 2017</b>	<b>Substantiated MOS YTD 2017</b>	<b>Total MOS Feb 2017</b>	<b>Total MOS YTD 2017</b>
Queens Narcotics	0	0	10	10
Manhattan North Narcotics	0	0	3	6
Manhattan South Narcotics	2	2	3	4
Bronx Narcotics	0	1	9	14
Staten Island Narcotics	1	1	1	4
Brooklyn North Narcotics	0	0	9	19
Brooklyn South Narcotics	0	0	3	3
Narcotics Headquarters	0	0	0	0
Auto Crime Division	0	0	0	0
Vice Enforcement Division	0	0	0	0
Drug Enforcement Task Force	0	0	0	0
Organized Crime Headquarters	0	0	1	1
<b>Organized Crime Control Bureau Total</b>	<b>3</b>	<b>4</b>	<b>39</b>	<b>61</b>

Table shows MOS command as recorded at the time of complaint.

**Figure 580: Officers With CCRB Complaints Closed in 2017 by Command - Detective Bureau**

<b>Detective Bureau</b>	<b>Sustantiated MOS Feb 2017</b>	<b>Substantiated MOS YTD 2017</b>	<b>Total MOS Feb 2017</b>	<b>Total MOS YTD 2017</b>
Detective Bureau Headquarters	0	0	0	0
Central Investigation and Resource Division	0	0	0	0
Special Investigations Division	0	0	0	0
Special Victims Division	0	0	0	0
Forensic Investigations Division	0	0	1	1
Fugitive Enforcement Division	0	0	0	0
Gang Division	0	0	2	2
Detective Borough Bronx	0	0	5	5
Detective Borough Manhattan	0	0	4	4
Detective Borough Brooklyn	1	1	4	5
Detective Borough Queens	0	0	3	5
Detective Borough Staten Island	0	0	0	0
DB Queens North Operations	0	0	2	2
DB Queens South Operations	0	0	0	0
<b>Detective Bureau Total</b>	<b>1</b>	<b>1</b>	<b>21</b>	<b>24</b>

Table shows MOS command as recorded at the time of complaint.

**Figure 58P: Officers With CCRB Complaints Closed in 2017 by Command - Other Bureaus**

<b>Other Bureaus</b>	<b>Sustantiated MOS Feb 2017</b>	<b>Substantiate d MOS YTD 2017</b>	<b>Total MOS Feb 2017</b>	<b>Total MOS YTD 2017</b>
Internal Affairs Bureau				
Internal Affairs Bureau	0	0	0	0
Criminal Justice Bureau				
Court Division	5	8	16	21
Court Bureau	0	0	0	0
Court LMSI	0	0	0	0
Court Unit	0	0	0	0
Criminal Justice Headquarters	0	0	0	0
Support Services Bureau				
Property Clerk Division	0	0	0	0
Fleet Services	0	0	0	0
Central Records Division	0	0	0	0
Personnel Bureau				
Applicant Processing Division	0	0	0	0
Health Services	0	0	0	0
Personnel Bureau Headquarters	0	0	0	0
<b>Other Bureaus Total</b>	<b>5</b>	<b>8</b>	<b>16</b>	<b>21</b>

Table shows MOS command as recorded at the time of complaint.

**Figure 58Q: Officers With CCRB Complaints Closed in 2017 by Command - Deputy Commissioners and Miscellaneous Commands**

<b>Deputy Commissioners and Miscellaneous Commands</b>	<b>Sustantiated MOS Feb 2017</b>	<b>Sustantiated MOS YTD 2017</b>	<b>Total MOS Feb 2017</b>	<b>Total MOS YTD 2017</b>
Deputy Commissioner Legal Matters - License Division	0	0	0	0
Deputy Commissioner Legal Matters - Legal Bureau	0	0	0	0
DC Training	0	0	0	0
Deputy Commissioner Training - Police Academy	0	0	0	0
Deputy Commissioner Training - Police Academy Training	0	0	0	0
Deputy Commissioner Training - In-service Training Section	0	0	1	1
Deputy Commissioner Management and Budget	0	0	0	0
Police Commissioner Office	0	0	1	1
Community Affairs Division	0	0	0	0
Chief of Community Affairs	0	0	0	0
Community Affairs Juvenile Section	0	0	0	0
School Safety Bronx/Manhattan	0	0	0	0
School Safety Queens/Brooklyn	0	0	0	0
Office of Equal Employment	0	0	0	0
Deputy Commissioner Operations	0	0	0	0
DC Operations Financial Mgmt.	0	0	0	0
Intelligence Division	0	0	1	3
Chief of Department	0	0	0	0
Department Advocate	0	0	0	0
Deputy Commissioner Public Information	0	0	0	0
Crime Prevention	0	0	0	0
First Deputy Commissioner	0	0	0	0
Office of Management, Analysis and Planning	0	0	0	0
Quality Assurance Division	0	0	0	0
Deputy Commissioner Counterterrorism	0	0	0	0
Chief of Department Evaluation Section	0	0	0	0
<b>Deputy Commissioners and Miscellaneous Commands Total</b>	<b>0</b>	<b>0</b>	<b>3</b>	<b>5</b>

Table shows MOS command as recorded at the time of complaint.