



BILL DE BLASIO
MAYOR

CIVILIAN COMPLAINT REVIEW BOARD
100 CHURCH STREET 10th FLOOR
NEW YORK, NEW YORK 10007 ♦ TELEPHONE (212) 912-7235
www.nyc.gov/ccrb

RICHARD D. EMERY, ESQ.
CHAIR

MINA Q. MALIK, ESQ.
EXECUTIVE DIRECTOR

Executive Director's Monthly Report

November 2015

(Statistics for October 2015)

Contents

Executive Summary	2
Glossary	3
Complaints Received	4
CCRB Cases Received By Borough and Precinct	5
Allegations Received	7
CCRB Docket	10
Closed Cases	12
Resolving Cases	12
Dispositions / Case Abstracts	13
Dispositions - Full Investigations	15
Dispositions - All CCRB Cases	16
Dispositions - Allegations	17
Substantiation Rates	19
Substantiation Rates and Video	19
Board Discipline Recommendations for Substantiated Complaints	20
Board Discipline Recommendations for Substantiated Allegations	22
Truncations	25
Mediation Unit	26
Administrative Prosecution Unit	28
NYPD Discipline	29
Appendix	33

Executive Summary

The Civilian Complaint Review Board (“CCRB”) is an independent municipal agency that investigates complaints of NYPD misconduct. Every month, the CCRB prepares the Executive Director's Monthly Report for its public meeting. The data for November 2015 continued a number of promising trends from the month of October 2015. Most notably, the CCRB continues to make significant strides in making its investigations speedier and more efficient.

- 1) For the first time, the Executive Director's Monthly Report contains Case Abstracts - summaries of recent CCRB cases chosen to demonstrate the variety of incidents and outcomes in CCRB investigations. Recommended particularly for those unfamiliar with the CCRB process, the Case Abstracts are located on pages 13-14.
- 2) A record 93% of complaints are being investigated in four months or less, an improvement over the previous agency record of 91%, set in September 2015. A record 99% of cases are being investigated seven months or less, an improvement over the agency record of 98%, set in September 2015 (page 10).
- 3) The CCRB substantiated 28% of cases in October 2015, the second highest percentage in CCRB history, only to September 2015. This marks the seventh straight month that the CCRB has substantiated more than 20% of its cases. The CCRB also substantiated 17% of allegations, matching the agency high mark set last month (pages 16-17).
- 4) Investigations using video evidence resulted in substantiated allegations in 48% of cases, demonstrating the continuing importance of video evidence (page 19).
- 5) The CCRB received 466 complaints in October 2015 - an increase from 406 complaints in September 2015, and 343 complaints in October 2014 (page 4). Yet, complaints are down 11% year-to-date 2015 from the same period in 2014.
- 6) In October, CCRB's Board Panels recommended disciplinary "Charges and Specifications" in 39% of cases (page 20).

For explanations of CCRB terminology, please refer to the Glossary on page 3. Additional charts and tables not presented in the body of the Executive Director's Monthly Report may be found in the Appendix, which begins on page 33.

Glossary

In this glossary we have included a list of terms that regularly appear in our reports.

Allegation: An allegation is a specific act of misconduct. The same “complaint” can have multiple allegations – excessive force and discourteous language, for example. Each allegation is reviewed separately during an investigation.

APU: The Administrative Prosecution Unit is the division of the CCRB that has prosecuted “charges” cases since April 2013, after the signing of a 2012 Memorandum of Understanding between the CCRB and NYPD.

Board Panel: The “Board” of the CCRB has 13 members appointed by the mayor. Of the 13 members, five are chosen by the Mayor, five are chosen by the City Council, and five are chosen by the Police Commissioner. Following a completed investigation by the CCRB staff, three Board members, sitting as a Board Panel, will make a finding on whether misconduct occurred and will make a recommendation on what level of penalty should follow.

Case/Complaint: For the purposes of CCRB data, a “case” or “complaint” is defined as any incident within the agency’s jurisdiction, brought to resolution by the CCRB. Cases/Complaints thus include truncations, fully investigated or ongoing cases, mediations, and completed investigations pending Board Panel review.

Disposition: The Board’s finding as to the outcome of a case (i.e. if misconduct occurred).

FADO: Under the City Charter, the CCRB has jurisdiction to investigate the following categories of police misconduct: Force, Abuse of Authority, Discourtesy, and Offensive Language, collectively known as “FADO”.

Intake: CCRB’s Intake team initially handles complaints from the public. Intake takes complaints that come via live phone calls, voicemails, an online complaint form, or in-person.

Investigation: CCRB investigators gather evidence and interview witnesses to prepare reports on misconduct allegations. An investigation ends when a closing report is prepared detailing the evidence and a legal analysis, and the case is given to the Board for disposition.

Mediation: A complainant may mediate his or her case with the subject officer, in lieu of an investigation, with the CCRB providing a neutral, third-party mediator.

Truncation: If a case is not fully investigated due to the victim’s lack of interest or availability, the case is closed and is considered “truncated.”

Complaints Received

The CCRB’s Intake team processes misconduct complaints from the public and referrals from the NYPD. Under the New York City Charter, the CCRB’s jurisdiction is limited to “FADO”, allegations of misconduct related to Force, Abuse of Authority, Discourtesy and Offensive Language. All other complaints are referred to the appropriate agency. Figure 1 refers to all complaints that CCRB receives and Figure 2 refers to new cases that remain with the agency. In October 2015, the CCRB initiated 466 new cases - an increase from 406 complaints in September 2015. Complaints are down 11% year-to-date 2015 from the same period in 2014.

Figure 1: Total Intake by Month (January 2014 - October 2015)

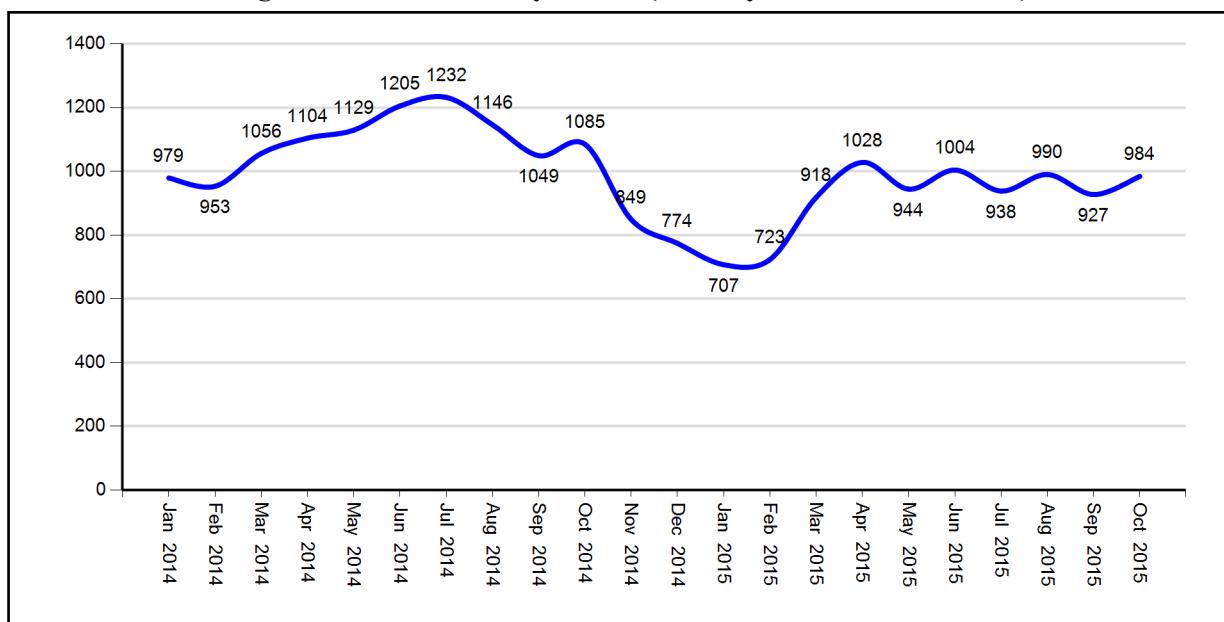
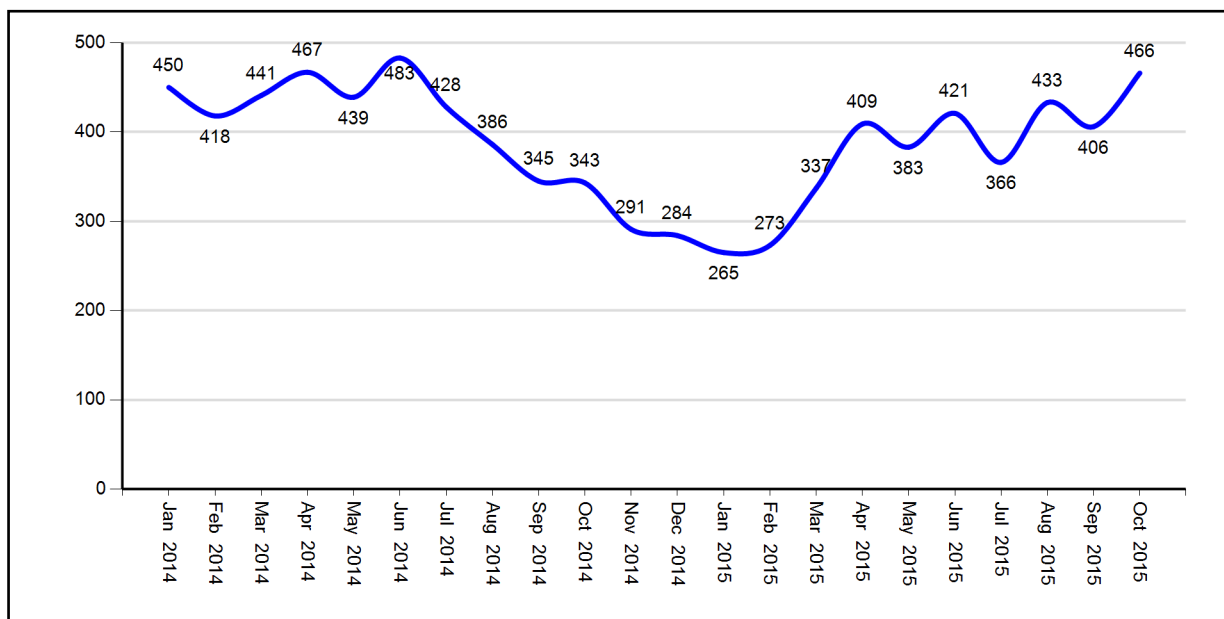


Figure 2: New CCRB Complaints by Month (January 2014 - October 2015)



CCRB Cases Received by Borough and Precinct

Of the five boroughs, the largest number of misconduct complaints emanated from Brooklyn. A leading 21 incidents took place in the 75th Precinct (Cypress Hills / East New York), followed by 17 incidents in the 73rd Precinct (Brownsville) and 40th Precinct (Mott Haven).

Figure 3: CCRB Complaints Received By Borough of Occurrence (October 2015)

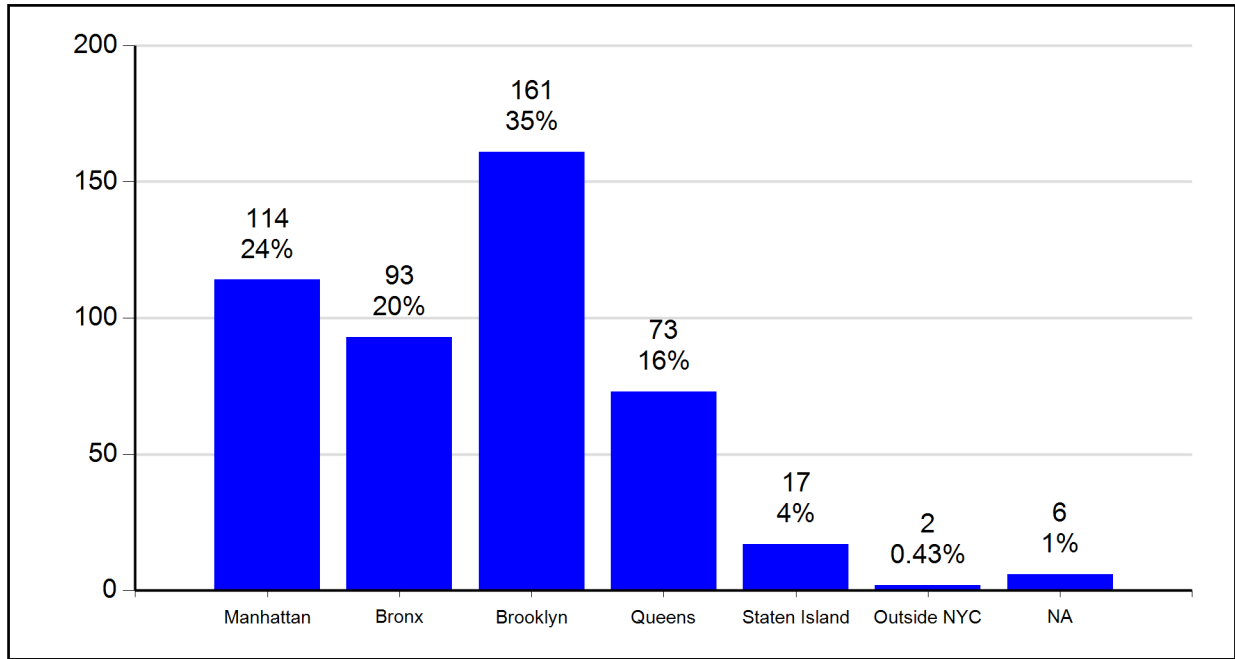


Figure 4: CCRB Complaints Received By Borough of Occurrence (YTD 2015)

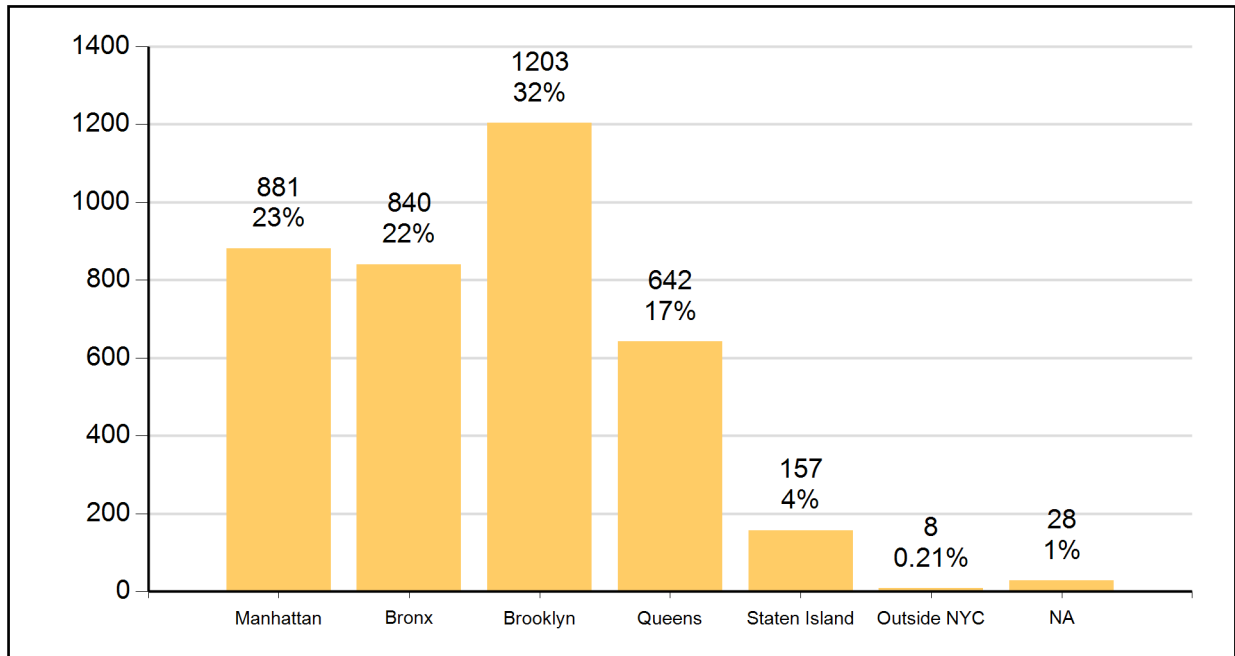


Figure 5: CCRB Complaints Received By Precinct of Occurrence (October 2015)

NYPD Precinct of Occurrence*	Number of Complaints	NYPD Precinct of Occurrence*	Number of Complaints
1	5	67	14
5	7	68	3
6	4	69	8
7	1	70	4
9	6	71	10
10	4	72	3
13	8	73	18
14	8	75	21
17	1	76	2
18	7	77	9
19	5	78	4
20	4	79	12
23	9	81	7
24	4	83	7
25	11	84	7
26	3	88	8
28	3	90	4
30	5	94	2
32	4	100	2
33	5	101	4
34	11	102	1
40	17	103	6
41	8	104	4
42	10	105	13
43	4	106	4
44	4	107	5
45	2	108	2
46	12	109	4
47	9	110	3
48	6	111	2
49	8	112	2
50	3	113	8
52	8	114	6
60	5	115	4
61	1	120	6
62	2	121	6
63	4	122	1
66	3	123	4
		Unknown	10

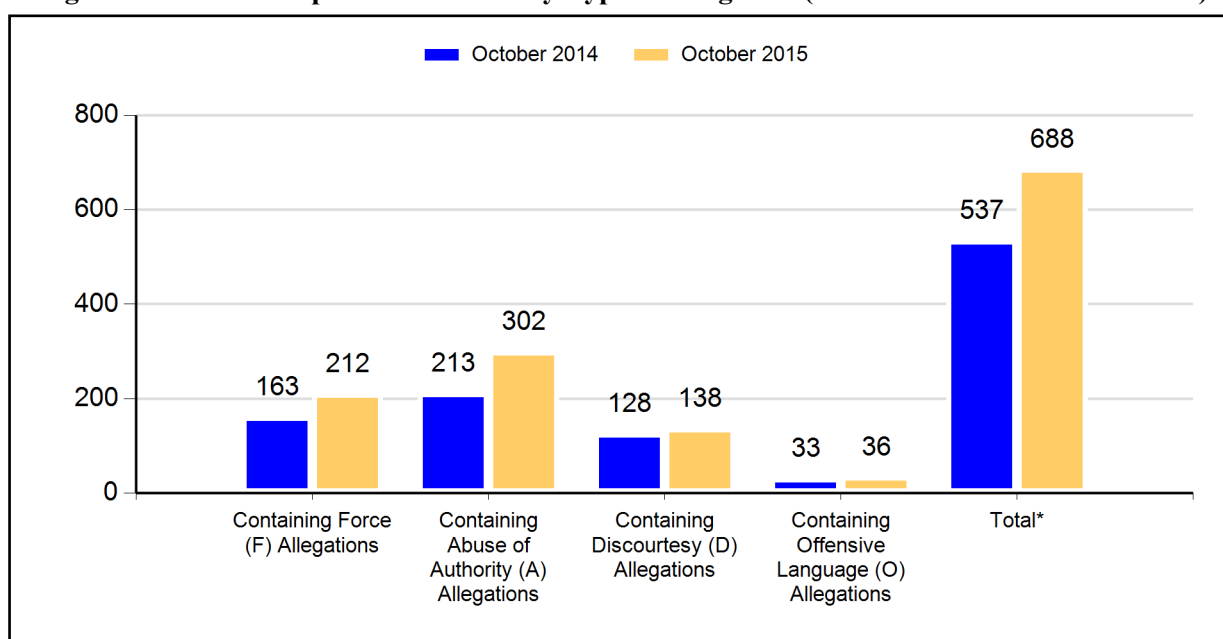
*These figures track where an incident occurred, not necessarily the Command of the officer. For example, a complaint filed against officers assigned to a Narcotics unit working in East New York would be counted as occurring in the 75th Precinct.

Allegations Received

As described in the previous section, the CCRB has jurisdiction over four categories of NYPD misconduct. In comparing October 2015 to October 2014, the number of complaints that contain each type of allegation are up, with Force and Abuse of Authority complaints up significantly.

Figures for the year to date comparison, however, show that complaints for every type of FADO allegation remains down from 2014 (Figure 8). The total number of complaints is down 11% from 2014 to 2015 YTD, and the total number of allegations is down 15%.

Figure 6: CCRB Complaints Received By Type of Allegation (October 2014 vs. October 2015)



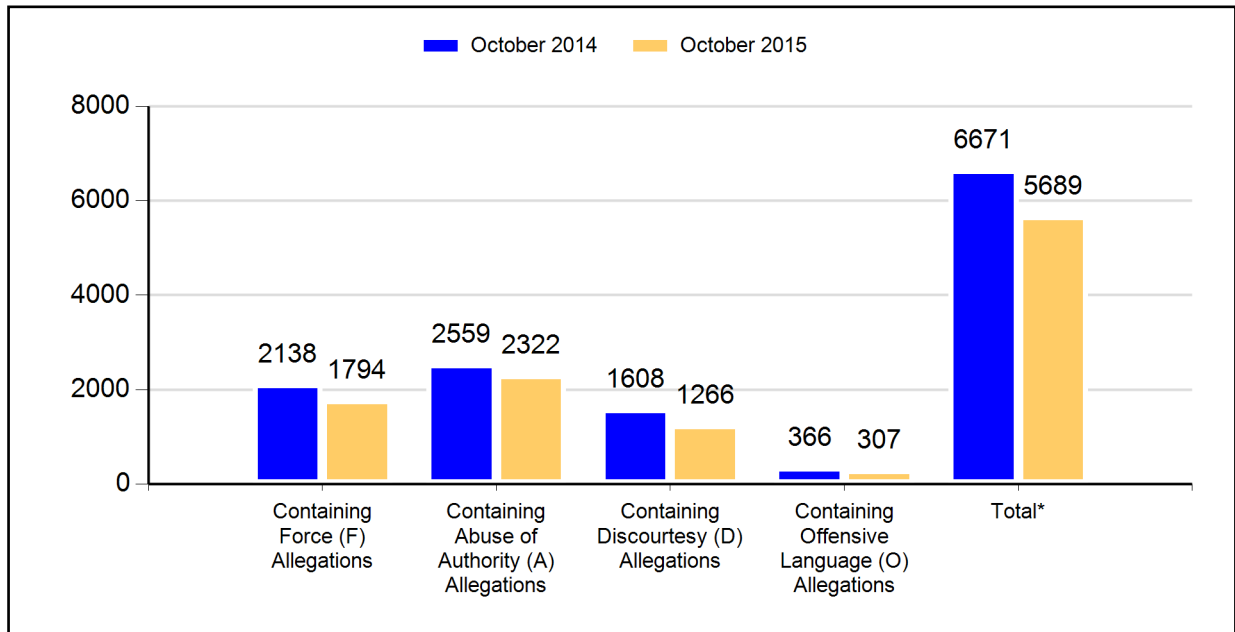
*This is the total of distinct FADO allegation types in complaints received.

Figure 7: CCRB Complaints Received By Type of Allegation (% of Complaints)

	October 2014		October 2015		Change	% Change
	Count	% of Total Complaints	Count	% of Total Complaints		
Force (F)	163	48%	212	45%	49	30%
Abuse of Authority (A)	213	62%	302	65%	89	42%
Discourtesy (D)	128	37%	138	30%	10	8%
Offensive Language (O)	33	10%	36	8%	3	9%
Total FADO Allegations	537		688		151	28%
Total Complaints	343		466		123	36%

Note: The number of allegations in recently received complaints typically grows somewhat as the complaints are investigated.

Figure 8: CCRB Complaints Received By Type of Allegation (YTD 2014 vs. YTD 2015)



*This is the total of distinct FADO allegation types in complaints received.

Figure 9: CCRB Complaints Received By Type of Allegation YTD (% of Complaints)

	YTD 2014		YTD 2015		Change	% Change
	Count	% of Total Complaints	Count	% of Total Complaints		
Force (F)	2138	51%	1794	48%	-344	-16%
Abuse of Authority (A)	2559	61%	2322	62%	-237	-9%
Discourtesy (D)	1608	38%	1266	34%	-342	-21%
Offensive Language (O)	366	9%	307	8%	-59	-16%
Total FADO Allegations	6671		5689		-982	-15%
Total Complaints	4200		3759		-441	-11%

Note: The number of allegations in recently received complaints typically grows somewhat as the complaints are investigated.

Figure 10: Total Allegations (% of Total Allegations)

	October 2014		October 2015		Change	% Change
	Count	%of Total Allegations	Count	%of Total Allegations		
Force (F)	163	30%	212	31%	49	30%
Abuse of Authority (A)	213	40%	302	44%	89	42%
Discourtesy (D)	128	24%	138	20%	10	8%
Offensive Language (O)	33	6%	36	5%	3	9%
Total Allegations	537		688		151	28%
Total Complaints	343		466		123	36%

Figure 11: Total Allegations YTD (% of Total Allegations)

	YTD 2014		YTD 2015		Change	% Change
	Count	%of Total Allegations	Count	%of Total Allegations		
Force (F)	2138	32%	1794	32%	-344	-16%
Abuse of Authority (A)	2559	38%	2322	41%	-237	-9%
Discourtesy (D)	1608	24%	1266	22%	-342	-21%
Offensive Language (O)	366	5%	307	5%	-59	-16%
Total Allegations	6671		5689		-982	-15%
Total Complaints	4200		3759		-441	-11%

The number of allegations in recently received complaints typically grows as the complaints are investigated.

CCRB Docket

Ninety-three percent of active CCRB cases are fewer than five months old, and 99% of active cases are fewer than eight months old, both higher than last month’s agency records.

Figure 12: Age of Active Cases Based on Received Date (October 2015)

	Count	% of Total
Cases 0-4 Months	1164	93.0%
Cases 5-7 Months	75	6.0%
Cases 8-11 Months	9	0.7%
Cases 12-18 Months*	1	0.1%
Cases Over 18 Months**	2	0.2%
Total	1251	100%

*The case that is 12-18 months old is on hold, pending an investigation by the District Attorney (“DA hold”), and is subject to the “crime exception” to the 18-month Statute of Limitations.

**Of the two cases that are over 18 months old, one recently came off a DA Hold and the other is a reopened case. The CCRB docket includes 12 reopened cases in total. Based on the CCRB received date, 7 of these cases are 0-4 months old, 1 is 5-7 months old, 3 are 8-11 months old, and 1 is over 18 months old.

Figure 13: Age of Active Cases Based on Incident Date (October 2015)

	Count	% of Total
Cases 0-4 Months	1096	87.6%
Cases 5-7 Months	107	8.6%
Cases 8-11 Months	29	2.3%
Cases 12-18 Months	15	1.2%
Cases Over 18 Months	4	0.3%
Total	1251	100%

The CCRB docket includes 12 reopened cases. Based on the incident date, 6 of these cases are 0-4 months old, 2 are 5-7 months old, 3 are 8-11 months old, and 1 is over 18 months old.

The number of active cases on the CCRB docket has decreased dramatically during the past year due to increased investigative efficiency and a decline in complaints from the public. An active case is specifically one in which the facts are still being investigated.

Figure 14: Number of Active Investigations (January 2014 - October 2015)

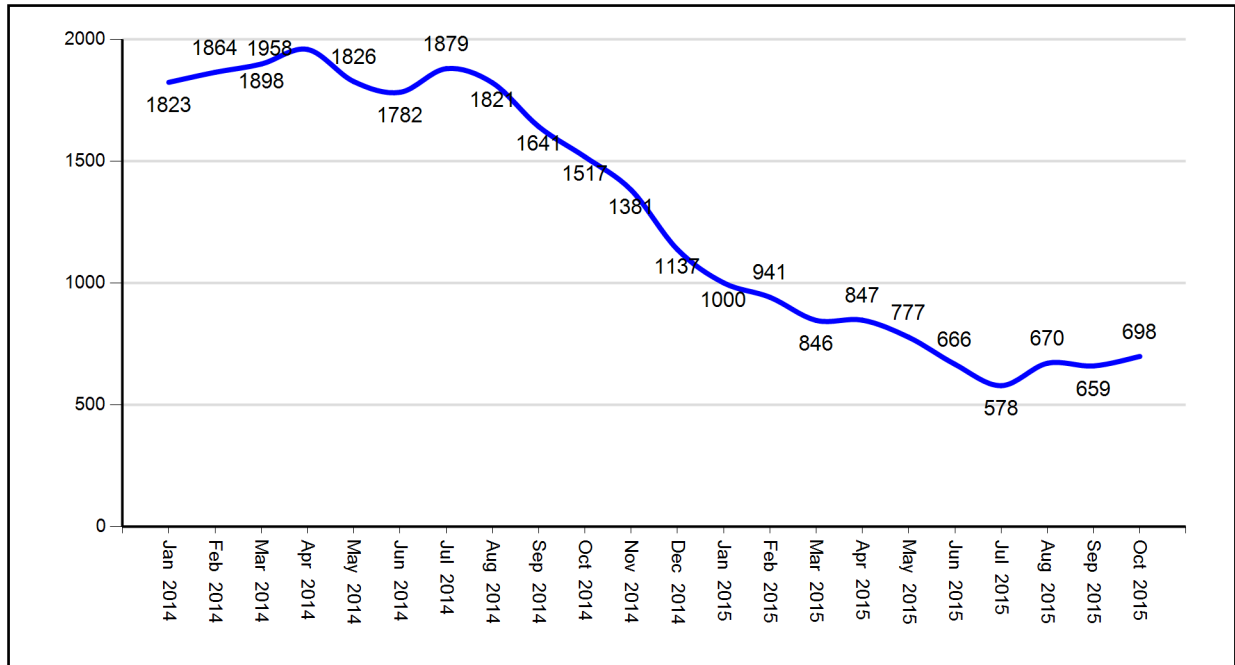


Figure 15: Open Docket Analysis

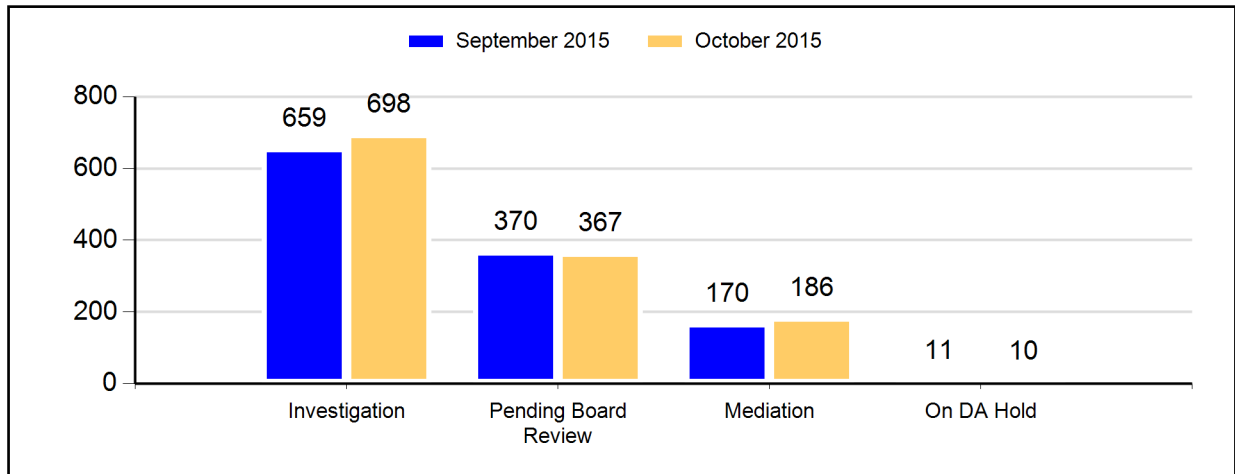


Figure 16: Open Docket Analysis with % Change

	September 2015		October 2015		Change	% Change
	Count	% of Total	Count	% of Total		
Investigations	659	54%	698	55%	39	6%
Pending Board Review	370	31%	367	29%	-3	-1%
Mediation	170	14%	186	15%	16	9%
On DA Hold	11	1%	10	1%	-1	-9%
Total	1210		1261		51	4%

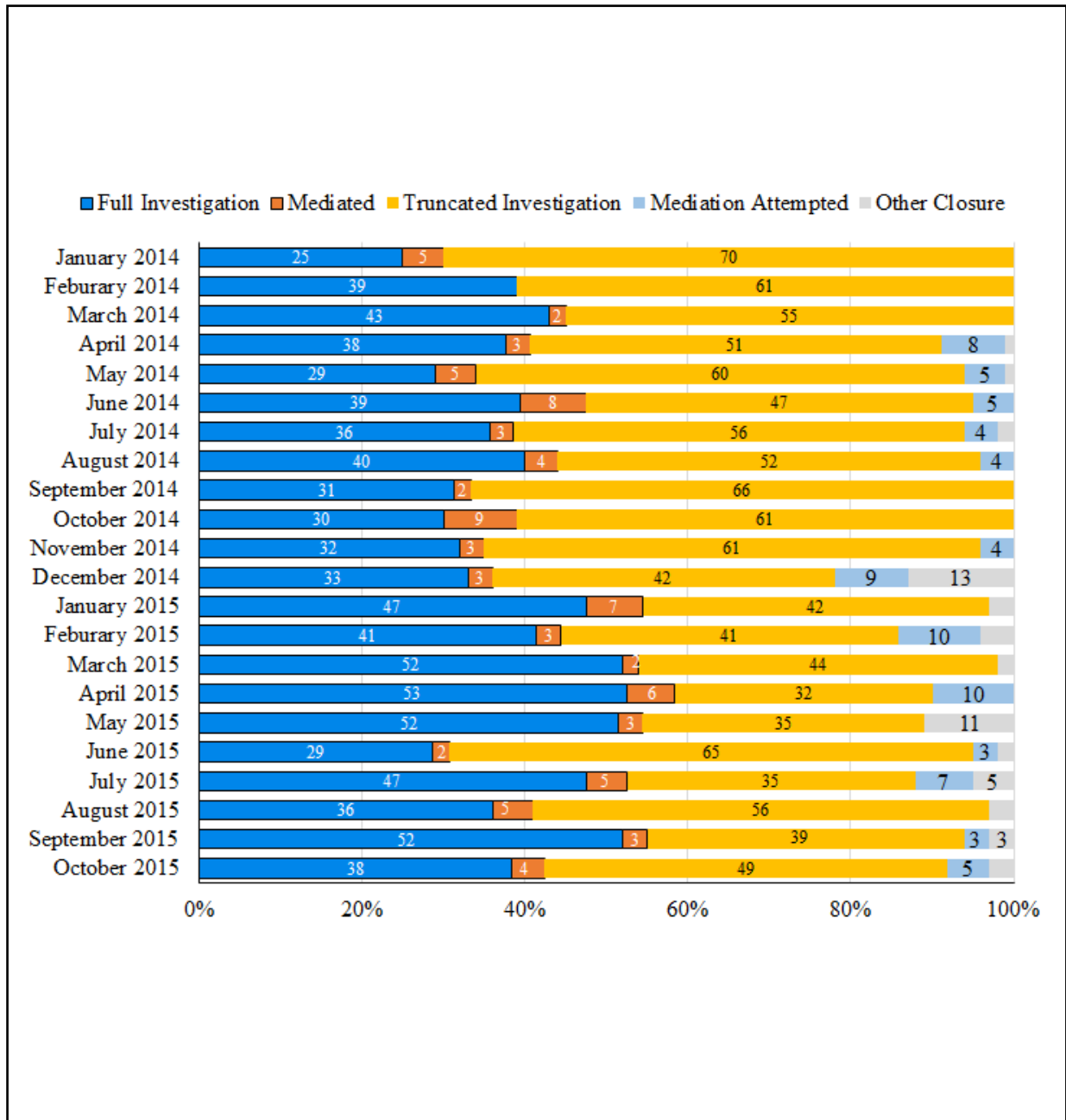
The October 2015 CCRB docket includes 12 reopened cases: 7 of these cases are active investigations, and 5 are pending board review.

Closed Cases

Resolving Cases

In October 2015, the CCRB fully investigated 38% of the cases it closed, and resolved (fully investigated, mediated or mediation attempted) 47% of the cases it closed. The agency continues to face the challenge of truncations.

Figure 17: Open Docket Analysis (January 2014 - October 2015) (%)



Dispositions

Cases fully investigated by the CCRB generally receive one of five outcomes:

- If the allegations of misconduct are found to be improper, based on the preponderance of the evidence, the allegation is **substantiated**.
- If there is not enough evidence to determine whether or not misconduct occurred, the allegation is **unsubstantiated**.
- If the preponderance of the evidence suggests that the event or alleged act did not occur, the allegation is **unfounded**.
- If the event did occur, but was not improper, by a preponderance of evidence, the allegation is **exonerated**.
- If the CCRB was unable to identify any of the officers accused of misconduct, the case is closed as **officer unidentified**.

Additionally, a case might be **mediated**, with the subject officer and complainant discussing the incident in the presence of a neutral third-party moderator. Finally, a case that cannot be fully investigated due to victim/complainant unavailability or lack of cooperation is **truncated**.

Case Abstracts

The following case abstracts are taken from complaints closed this month and serve as examples of what the different CCRB dispositions mean in practice:

1. Substantiated

A man and an acquaintance were standing next to the man's car which was parked in front of a fire hydrant in the Bronx. Officers initially approached him to issue him a traffic summons. The man was standing still with his hands at his side, yet the officer immediately patted down his chest, waistband, and pant legs. In his CCRB statement, the officer stated that the man had made furtive movements and had an object in his hand, but he could not describe the so-called furtive movements nor the object. None of the officers saw anything on the man to indicate that he had a weapon, which would have justified the frisk if they had. Accordingly, the Board deemed the frisk improper and "Substantiated" the allegation.

2. Unsubstantiated

A man was waiting to meet his friend outside of a children's water park in Manhattan and decided to take photographs of the children enjoying the summer day. A lieutenant approached the man and told him to stop taking photographs of the children. The man complied and walked away. The man alleged that as he was walking away the lieutenant said, "If I see you again, I am going to arrest you."

During his CCRB interview, the lieutenant denied making this statement to the man. The man's friend did not witness the interaction, and the other officers who approached the lieutenant at the end of the interaction stated that they did not hear any threat to arrest. Because there was no independent witness testimony or documentary evidence, and none of the witnesses seemed obviously incredible, the CCRB could not credit one account over the other concerning the improper threat of arrest allegation and the case was closed as "Unsubstantiated."

3. Unfounded

Officers stopped two young men who were walking down a street in Brooklyn where a 911

caller had reported two males in possession of a firearm. The men were frisked, and a crowd formed around them. A bystander, who was the brother of one of the men, was arrested for disorderly conduct after he refused multiple orders to step back while he cursed and shouted at the officers. His mother alleged that one of the officers kicked him in the face. Once they arrived at the stationhouse, the mother asked when her son would be released and alleged that the officer who was acting as the telephone switchboard operator stated that it was “a bullsh— case.” The brother who was initially stopped alleged that another officer told his mother that he “did not give a f—k” about her complaints.

The son who was arrested did not mention that he had been kicked in the face in his CCRB statement, and there was nothing in his medical records to indicate he had been kicked in the face. None of the witness officers nor any of the mother’s family who were present described hearing the telephone switchboard operator use any profanity while talking to the mother. Additionally, the mother did not ascribe any profanity to the officer that her son alleged spoke rudely to her. Due to lack of corroborating statements, and a preponderance of the evidence indicating that the alleged force and discourtesies did not occur, the Board deemed the allegations “Unfounded.”

4. Exonerated

Four people left a club in Manhattan after hearing a gunshot and were stopped by officers while driving away from the club in their gray Infiniti sedan. Officers arrived outside the club after hearing the gunshots to find a man bleeding badly in the back seat of a car. The man’s friends pointed towards the gray Infiniti sedan and stated the shooter was in it. The officers followed the car and pulled it over, surrounded it with their guns pointed, and told everyone to get out of the car. When one of the passengers was slow to exit, one of the officers yelled at him to, “Get out of the f—ing car.” Once the occupants exited the car they were handcuffed and an officer searched the car.

Since the officers arrived at the scene shortly after the shooting occurred, the Board determined it was reasonable to immediately chase and stop the car identified by witnesses, and that it was reasonable for the officers to point their guns to ensure their safety against a potentially armed dangerous shooter. Because the officers were in an already stressful situation of pursuing a homicide suspect, hesitation from an occupant to exit would heighten the stress. Therefore, the Board determined that the alleged profanity was not misconduct. Although the occupants’ arrests were ultimately voided because they were not responsible for the shooting, the search of the car was justified to look for the firearm. Accordingly, the Board determined that the allegations of the car stop, guns pointed, discourtesy, and car search were “Exonerated.”

5. Officer Unidentified

A woman called 911 from her home in Brooklyn to file a noise complaint, and the woman claimed that one of the officers who responded called her a “pothead” during their interaction. The officer descriptions that the woman provided diverged dramatically from the descriptions of the responding officers detailed in NYPD documents, as well as from any officers in the patrol sectors at the time of the incident. The woman accepted mediation, but the complaint was not mediated because the Board determined the subject officer could not be identified and closed the case as “Officer Unidentified.”

Dispositions - Full Investigations

Figure 18: Disposition of Full Investigations (October 2015), #

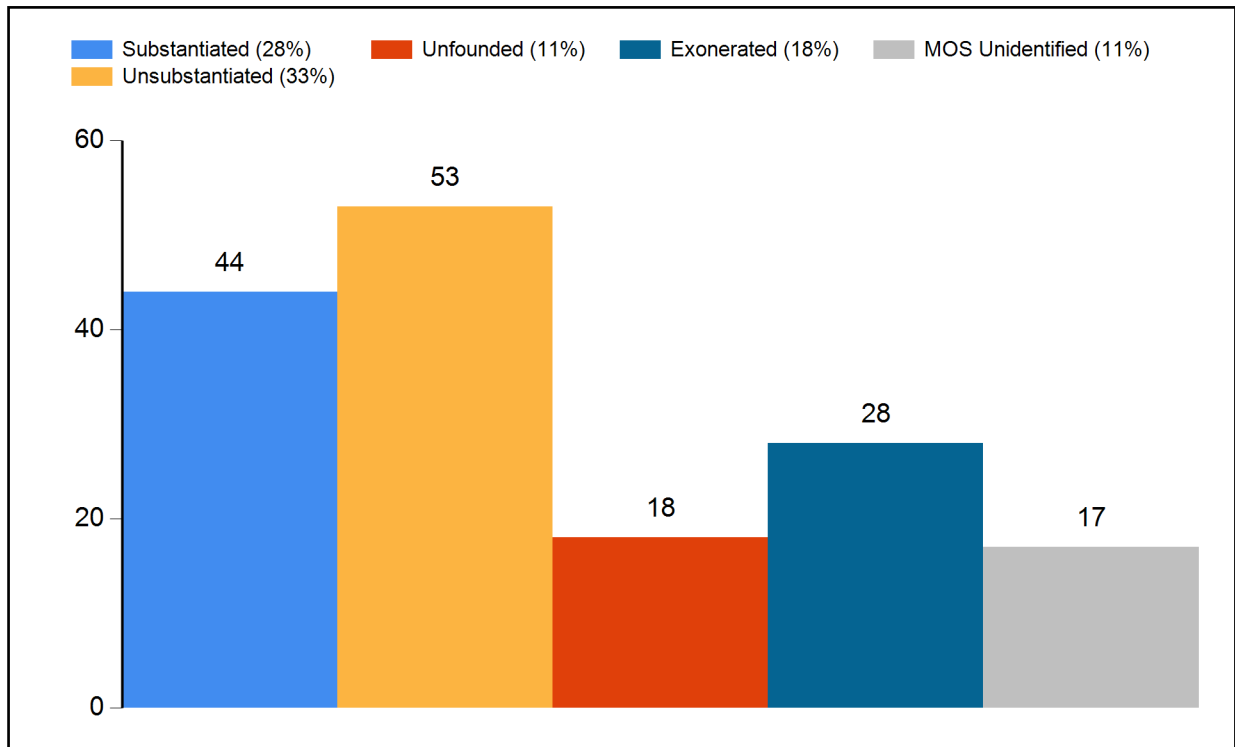
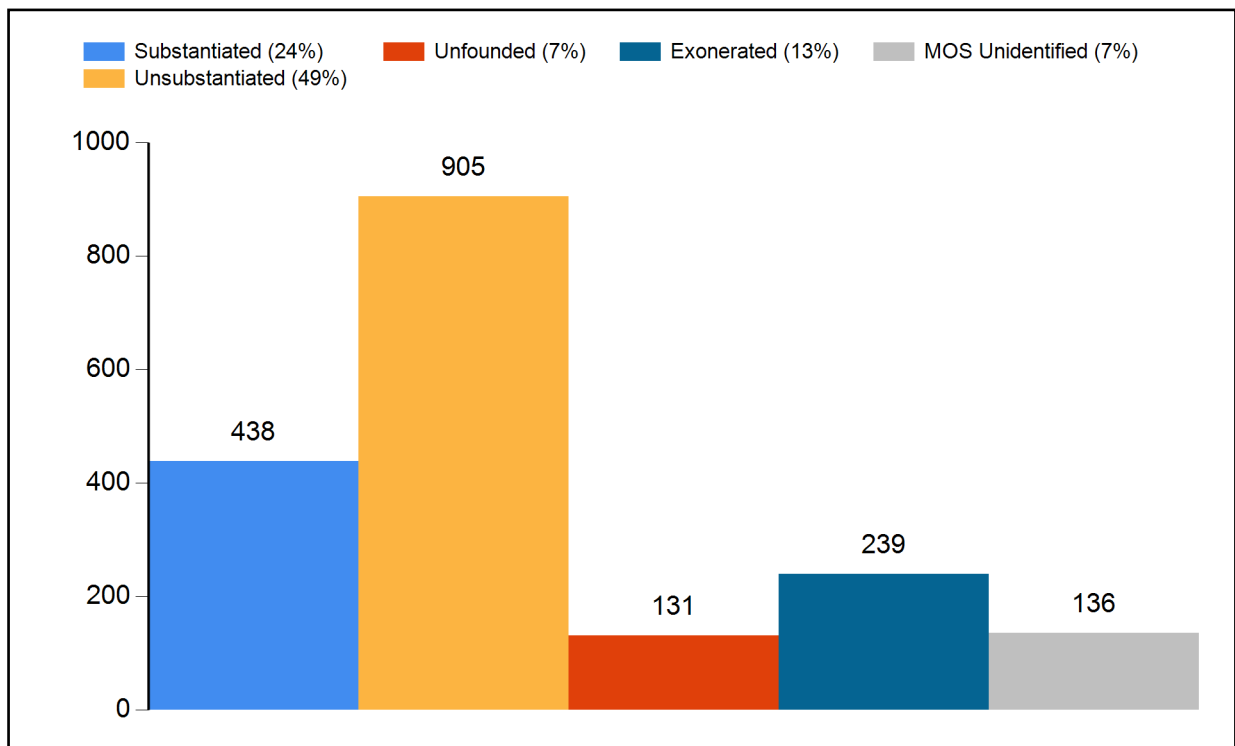


Figure 19: Disposition of Full Investigations (YTD 2015), #



Dispositions - All CCRB Cases

In addition to the full investigations, CCRB cases can also be closed through mediation and truncation. The following table lists all the CCRB case closures for the current month and year-to-date.

Figure 20: Disposition of Cases (October 2015 and YTD 2015)

	October 2015		YTD 2015	
	Count	%of Total	Count	%of Total
Full Investigations				
Substantiated	44	28%	438	24%
Exonerated	28	18%	239	13%
Unfounded	18	11%	131	7%
Unsubstantiated	53	33%	905	49%
MOS Unidentified	17	11%	136	7%
Total - Full Investigations	160		1849	
Mediation Closures	Count	%of Total	Count	%of Total
Mediated	18	45%	153	50%
Mediation Attempted	22	55%	152	50%
Total - ADR Closures	40		305	
Resolved Case Total	200	48%	2154	50%
Truncations / Other Closures	Count	%of Total	Count	%of Total
Complaint withdrawn	39	18%	287	13%
Complainant/Victim/Witness uncooperative	121	56%	1326	62%
Complainant/Victim/Witness unavailable	38	17%	354	16%
Victim unidentified	8	4%	27	1%
Miscellaneous	1	0%	13	1%
Administrative closure*	11	5%	139	6%
Total - Other Case Dispositions	218		2146	
Total - Closed Cases	418		4300	

*Administrative closures are cases referred by the NYPD's Internal Affairs Bureau in which the CCRB is unable to locate or identify the complainant/victim. There are certain cases that trigger automatic IAB referrals regardless of the victim filing a complaint, such as injuries in police custody.

Dispositions - Allegations

“Allegations” are different than “cases.” A case or complaint is based on an incident and may contain one or more allegations of police misconduct. The allegation substantiation rate of 17.1% during the month of October 2015 is the second highest in CCRB history, only to September 2015. The allegation substantiation rate is 14.2% for the year to date. The type of allegation the CCRB is most likely to substantiate is Abuse of Authority – substantiating 24% such allegations during October 2015, and 24% for the year.

Figure 21: Disposition of Allegations (October 2015 and YTD 2015)

Fully Investigated Allegations	October 2015		YTD 2015	
	Count	%of Total	Count	%of Total
Substantiated	108	17.1%	1066	13.7%
Unsubstantiated	217	34.3%	3336	42.9%
Unfounded	74	11.7%	670	8.6%
Exonerated	148	23.4%	1680	21.6%
MOS Unidentified	85	13.4%	1022	13.1%
Total - Full Investigations	632		7774	
Mediation Closures	Count	%of Total	Count	%of Total
Mediated	33	38.8%	289	48.1%
Mediation Attempted	52	61.2%	312	51.9%
Total - ADR Closures	85		601	
Truncations / Other Closures	Count	%of Total	Count	%of Total
Complaint withdrawn	69	14.7%	615	12.7%
Complainant/Victim/Witness uncooperative	292	62.4%	3252	67.4%
Complainant/Victim/Witness unavailable	70	15%	623	12.9%
Victim unidentified	18	3.8%	65	1.3%
Miscellaneous	7	1.5%	72	1.5%
Administrative closure	12	2.6%	197	4.1%
Total - Other Case Dispositions	468		4824	
Total - Closed Allegations	1236		13980	

Figure 22: Disposition of Allegations By FADO Category (October 2015)

	Substantiated	Unsubstantiated	Exonerated	Unfounded	Officers Unidentified	Total
Force	13 7%	50 29%	51 29%	35 20%	25 14%	174 100%
Abuse of Authority	82 24%	109 32%	95 28%	23 7%	33 10%	342 100%
Discourtesy	13 13%	50 51%	2 2%	13 13%	21 21%	99 100%
Offensive Language	0 0%	8 50%	0 0%	3 19%	5 31%	16 100%
Total	108 17%	217 34%	148 23%	74 12%	84 13%	631 100%

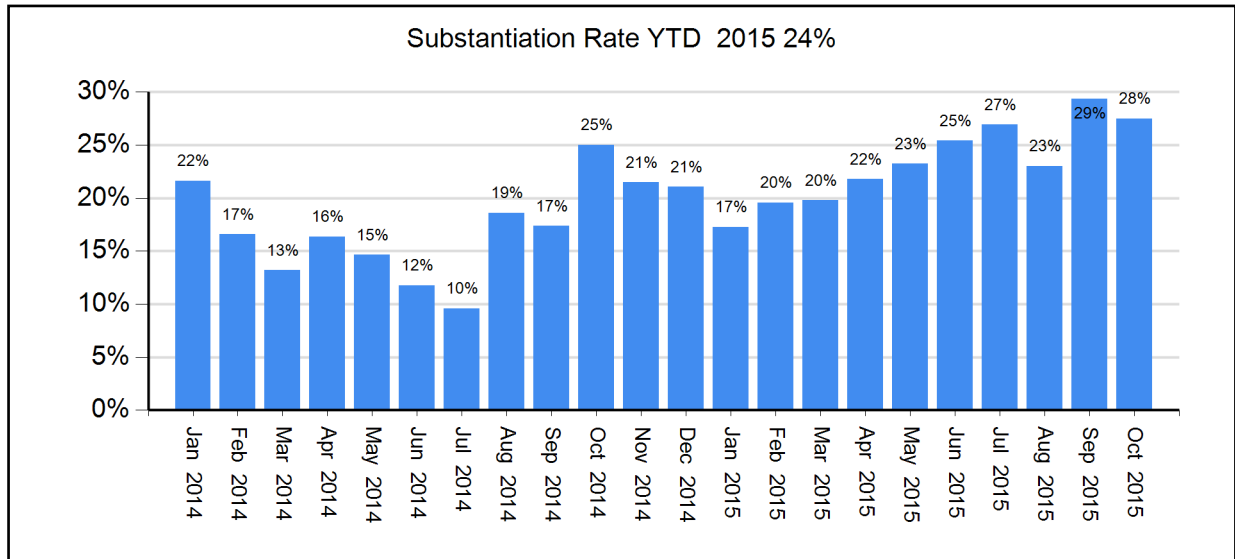
Figure 23: Disposition of Allegations By FADO Category (YTD 2015)

	Substantiated	Unsubstantiated	Exonerated	Unfounded	Officers Unidentified	Total
Force	135 3%	848 34%	646 38%	321 15%	273 10%	2223 100%
Abuse of Authority	783 24%	1582 33%	1001 29%	184 4%	488 10%	4038 100%
Discourtesy	138 10%	747 60%	33 5%	133 10%	212 16%	1263 100%
Offensive Language	10 0%	159 50%	0 0%	32 19%	40 31%	241 100%
Total	1066 14%	3336 43%	1680 22%	670 9%	1013 13%	7765 100%

Substantiation Rates

The October 2015 case substantiation rate of 28% is the second highest in CCRB history, only to the 29% substantiation rate in September 2015. October 2015 marks the seventh straight month that the CCRB has substantiated more than 20% of cases it fully investigates. Prior to 2015, substantiation rates rarely surpassed 20% for even a single month.

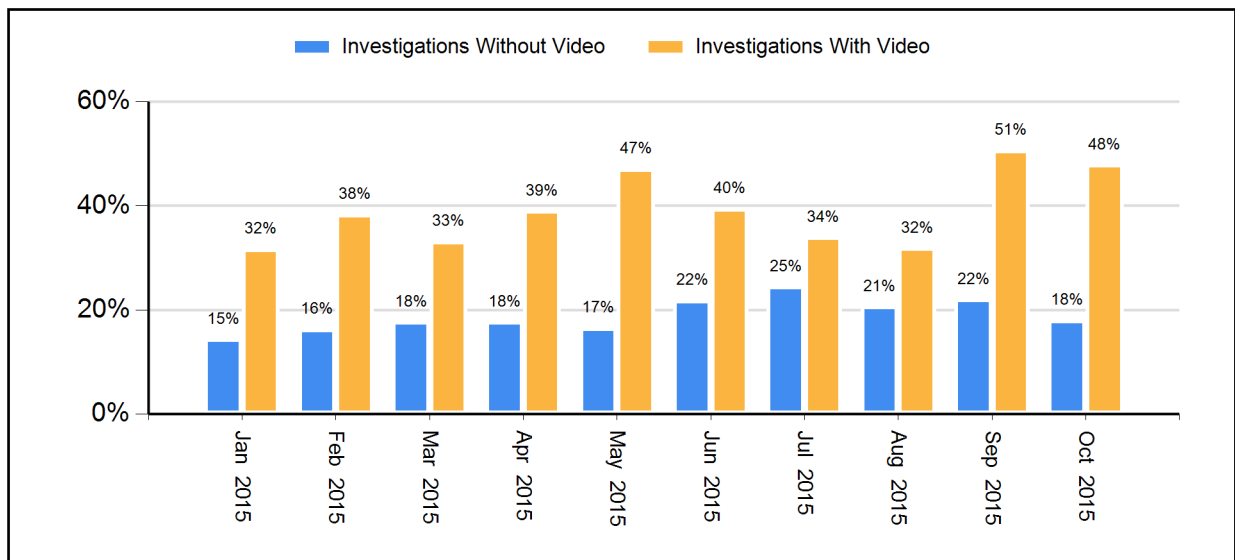
Figure 24: Percentage of Cases Substantiated (January 2014 - October 2015)



Substantiation Rates and Video

Investigations relying on video evidence from security cameras or personal devices result in much higher substantiation rates - a 30% difference between substantiated cases with (48%) and without (18%) video in October.

Figure 25: Percentage of Cases Substantiated (January 2014 - October 2015)



Board Discipline Recommendations for Substantiated Complaints

After a CCRB investigative team has completed its investigation and recommended the substantiation of a complaint against an officer, a panel of three Board members determines whether or not to substantiate the allegation and make a disciplinary recommendation.

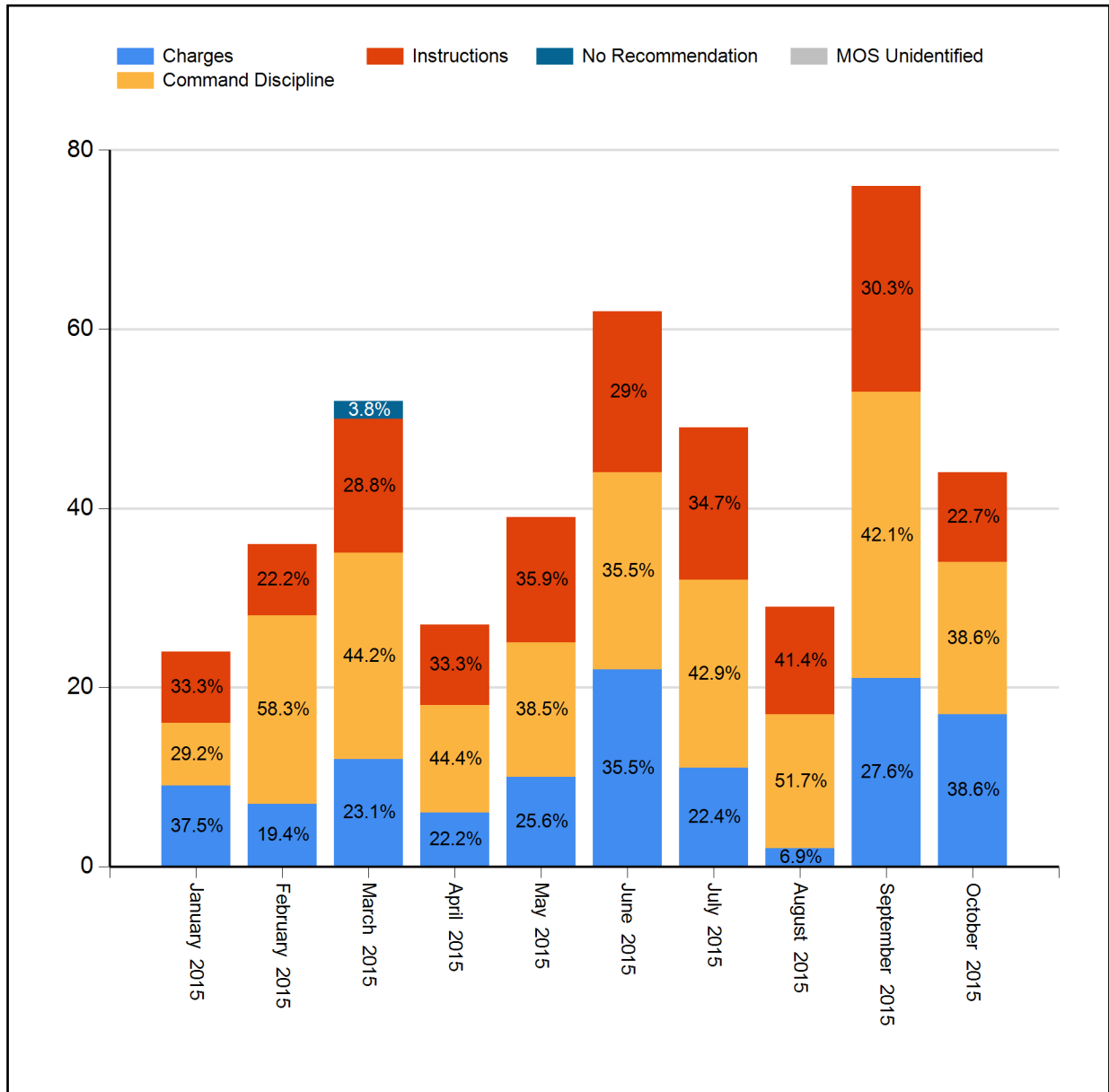
- “Charges and Specifications” are recommended for the most serious allegations of misconduct. Charges launch an administrative trial in the NYPD Trial Room. An officer may lose vacation days, be suspended, or terminated if he is found guilty.
- “Instructions” or “Formalized Training” are the least severe discipline, often recommended for officers who misunderstand a policy. This determination results in an instruction provided by a commanding officer (Instructions) or training at the Police Academy or NYPD Legal Bureau (Formalized Training).
- “Command Discipline” is recommended for misconduct that is more problematic than poor training, but does not rise to the level of Charges. An officer can lose up to ten vacation days as a result of a Command Discipline.
- When the Board has recommended Instructions or Command Discipline, the case is sent to the NYPD Commissioner to impose training and/or other discipline, while cases where the Board recommends charges are prosecuted by the CCRB’s Administrative Prosecution Unit.

**Figure 26: Board Discipline Recommendations For Substantiated Complaints*
(Oct 2014, Oct 2015, YTD 2015)**

Disposition	October 2014		October 2015		YTD 2015	
	Count	%of Total	Count	%of Total	Count	%of Total
Charges	5	38%	17	39%	117	27%
Command Discipline	5	38%	17	39%	185	42%
Instructions	3	23%	10	23%	134	31%
No Recommendation	0	0%	0	0%	2	0%
Total	13		44		438	

* A complaint containing a number of substantiated allegations against a number of different officers will typically generate a variety of different disciplinary recommendations. To determine the disciplinary recommendation associated with the complaint as a whole, the CCRB uses the most severe disciplinary recommendation made. The order of severity is: 1) Charges 2) Command Discipline 3) Instructions.

Figure 27: Board Discipline Recommendations For Substantiated Complaints* (YTD 2015)



* A complaint containing a number of substantiated allegations against a number of different officers will typically generate a variety of different disciplinary recommendations. To determine the disciplinary recommendation associated with the complaint as a whole, the CCRB uses the most severe disciplinary recommendation made. The order of severity is: 1) Charges 2) Command Discipline 3) Instructions.

Board Discipline Recommendations for Substantiated Allegations

A substantiated CCRB complaint may generate multiple substantiated allegations against multiple officers. Each substantiated allegation will carry its own discipline recommendation from the CCRB Board.

The following table presents the number of officers against whom discipline recommendations have been made as a result of a substantiated CCRB complaint. Where there are multiple substantiated allegations with multiple disciplinary recommendations for an officer in a complaint, the most severe disciplinary recommendation is used to determine the overall recommendation for that officer.

**Figure 28: Board Discipline Recommendations For Substantiated Allegations
(Oct 2014, Oct 2015, YTD 2015)**

Disposition	October 2014		October 2015		YTD 2015	
	Count	%of Total	Count	%of Total	Count	%of Total
Charges	10	43.5%	27	42.9%	213	32.2%
Command Discipline	9	39.1%	25	39.7%	290	43.9%
Instructions	4	17.4%	11	17.5%	156	23.6%
No Recommendation	0	0%	0	0%	2	0.3%
Total	23		63		661	

Figure 29: Substantiated Allegations By Borough and NYPD Precinct (October 2015)

Board Disposition	Substantiated FADO Category	Precinct of Occurrence	Borough of Occurrence
Substantiated (Charges)	Force	1	Manhattan
Substantiated (Command Discipline B)	Abuse of Authority, Discourtesy	7	Manhattan
Substantiated (Formalized Training)	Abuse of Authority	13	Manhattan
Substantiated (Charges)	Abuse of Authority, Force	14	Manhattan
Substantiated (Command Discipline B)	Abuse of Authority, Force	19	Manhattan
Substantiated (Charges)	Force	25	Manhattan
Substantiated (Command Discipline A)	Abuse of Authority	25	Manhattan
Substantiated (Formalized Training)	Discourtesy	26	Manhattan
Substantiated (Formalized Training)	Abuse of Authority	30	Manhattan
Substantiated (Charges)	Abuse of Authority	34	Manhattan
Substantiated (Charges)	Discourtesy, Force	41	Bronx
Substantiated (Charges)	Abuse of Authority, Discourtesy	43	Bronx
Substantiated (Formalized Training)	Discourtesy	45	Bronx
Substantiated (Formalized Training)	Abuse of Authority	46	Bronx
Substantiated (Charges)	Abuse of Authority	47	Bronx
Substantiated (Command Discipline A)	Abuse of Authority	47	Bronx
Substantiated (Command Discipline A)	Abuse of Authority	49	Bronx
Substantiated (Charges)	Abuse of Authority, Discourtesy, Force	60	Brooklyn
Substantiated (Command Discipline A)	Abuse of Authority	63	Brooklyn
Substantiated (Charges)	Abuse of Authority, Discourtesy	68	Brooklyn
Substantiated (Formalized Training)	Abuse of Authority	69	Brooklyn
Substantiated (Charges)	Abuse of Authority	75	Brooklyn
Substantiated (Charges)	Force	75	Brooklyn
Substantiated (Command Discipline A)	Abuse of Authority	79	Brooklyn
Substantiated (Formalized Training)	Discourtesy	81	Brooklyn
Substantiated (Charges)	Abuse of Authority, Discourtesy	83	Brooklyn
Substantiated (Command Discipline B)	Abuse of Authority	83	Brooklyn
Substantiated (Command Discipline B)	Abuse of Authority	94	Brooklyn
Substantiated (Command Discipline A)	Abuse of Authority	103	Queens
Substantiated (Command Discipline A)	Abuse of Authority	104	Queens
Substantiated (Formalized Training)	Abuse of Authority	104	Queens
Substantiated (Command Discipline B)	Abuse of Authority, Force	105	Queens
Substantiated (Charges)	Abuse of Authority, Discourtesy	109	Queens
Substantiated (Command Discipline A)	Abuse of Authority	109	Queens
Substantiated (Charges)	Abuse of Authority	113	Queens
Substantiated (Command Discipline B)	Abuse of Authority	113	Queens
Substantiated (Command Discipline B)	Abuse of Authority	114	Queens
Substantiated (Formalized Training)	Force	114	Queens
Substantiated (Charges)	Abuse of Authority	115	Queens
Substantiated (Command Discipline B)	Discourtesy	120	Staten Island
Substantiated (Charges)	Abuse of Authority, Discourtesy, Force	121	Staten Island
Substantiated (Command Discipline A)	Abuse of Authority	122	Staten Island

Board Disposition	Substantiated FADO Category	Precinct of Occurrence	Borough of Occurrence
Substantiated (Formalized Training)	Abuse of Authority	122	Staten Island

Truncations

A “truncation” is a case that is not fully investigated, either because the complainant/victim withdraws the complaint, is uncooperative with the investigation, is not available for the investigative team to interview, or is never identified. The CCRB constantly seeks to lower the number of truncations.

Figure 30: Truncated Allegations (October 2015)

	Withdrawn	Uncooperative	Unavailable	Civilian Unidentified	Total
Force	19	97	26	6	148
Abuse of Authority	35	149	34	11	229
Discourtesy	13	37	8	1	59
Offensive Language	2	9	2	0	13
Total	69	292	70	18	449

Figure 30.1: Truncated CCRB Complaints (October 2015)

	Withdrawn	Uncooperative	Unavailable	Civilian Unidentified	Total
Total	39	121	38	8	206

Figure 31: Truncated Allegations (YTD 2015)

	Withdrawn	Uncooperative	Unavailable	Civilian Unidentified	Total
Force	163	1024	301	22	1510
Abuse of Authority	325	1607	207	31	2170
Discourtesy	103	505	90	11	709
Offensive Language	23	116	25	1	165
Total	614	3252	623	65	4554

Figure 31.1: Truncated CCRB Complaints (YTD 2015)

	Withdrawn	Uncooperative	Unavailable	Civilian Unidentified	Total
Total	287	1326	354	27	1994

Mediation Unit

Whenever mediation between a complainant/victim and subject officer is suitable, it is offered by CCRB investigators. If the complainant/victim and subject officer both agree to participate, a neutral, third-party mediator facilitates a conversation between the two. The chart below indicates the number of mediations in October and this year to date, while “Mediations Attempted” refers to truncations that take place during the mediation stage, such as a complainant becoming unavailable.

Figure 32: Mediated Complaints

	October 2015			YTD 2015		
	Mediated	Mediation Attempted	Total	Mediated	Mediation Attempted	Total
Mediated Complaints	18	22	40	153	152	305

Figure 33: Mediated FADO Allegations

	October 2015			YTD 2015		
	Mediated	Mediation Attempted	Total	Mediated	Mediation Attempted	Total
Force	3	2	5	17	23	40
Abuse of Authority	17	40	57	175	185	360
Discourtesy	12	9	21	81	89	170
Offensive Language	1	1	2	16	15	31
Total	33	52	85	289	312	601

Figure 34: Mediated Complaints By Borough (October 2015)

	Mediations
Bronx	2
Brooklyn	5
Manhattan	8
Queens	3
Staten Island	0

Figure 35: Mediated Allegations By Borough (October 2015)

	Mediations
Bronx	5
Brooklyn	7
Manhattan	12
Queens	9
Staten Island	0

**Figure 36: Mediated Complaints
By Precinct
(October 2015)**

Precinct	Mediations
5	1
7	1
10	1
14	1
18	1
19	1
33	2
41	1
49	1
61	1
69	2
71	1
75	1
101	1
104	1
112	1

**Figure 37: Mediated Allegations
By Precinct
(October 2015)**

Precinct	Mediations
5	3
7	1
10	2
14	1
18	2
19	1
33	2
41	3
49	2
61	2
69	2
71	2
75	1
101	3
104	1
112	5

Administrative Prosecution Unit

The CCRB’s Administrative Prosecution Unit (APU) prosecutes substantiated complaints for which the Board has recommended charges in the NYPD Trial Room. In October, the Police Commissioner finalized verdicts against 16 officers – 8 of these were guilty verdicts won by the APU. The APU is also able to offer pleas to officers who admit guilt rather than going to trial. Following a plea agreement or the conclusion of a disciplinary trial, cases are sent to the Police Commissioner for final decisions regarding the discipline to be imposed.

Figure 38: Administrative Prosecution Unit Case Closures

Prosecution Disposition	October 2015	YTD 2015
Not guilty after trial	8	61
Guilty after trial	8	55
Trial verdict dismissed by PC, Comm. Disc. A	0	0
Trial verdict dismissed by PC, Comm. Disc. B	0	0
Trial verdict dismissed by PC, Training	0	0
Trial verdict dismissed by PC, Instructions	0	0
Trial verdict dismissed by PC, Without discipline	0	0
Resolved by plea	1	29
Plea set aside, Comm. Disc. B	0	0
Plea set aside, Comm. Disc. A	0	0
Plea set aside, Formalized Training	1	1
Plea set aside, Instructions	0	3
Plea set aside, Without discipline	0	0
Retained, with discipline	0	0
Retained, without discipline	0	0
Deceased	0	0
Dismissed by APU	0	9
Previously adjudicated, with discipline	0	1
Previously adjudicated, without discipline	0	0
Reconsidered by CCRB Board	0	6
Retired	1	4
SOL Expired	0	1
Total Closures	19	170

NYPD Discipline

Under the New York City Charter, the NYPD Commissioner has the final say over CCRB-recommended discipline and the outcome of disciplinary trials.

The first chart reflects NYPD-imposed discipline for cases brought by the APU (Charges).

The chart on the following page reflects cases referred to the Police Commissioner where the Board recommended Command Discipline and Formalized Training.

Figure 39: NYPD Discipline Imposed for APU Cases

Discipline*	October 2015	YTD 2015
Terminated	0	0
Suspension for or loss of vacation time of 31 or more days and/or Dismissal Probation	0	0
Suspension for or loss of vacation time of 21 to 30 days and/or Dismissal Probation	0	0
Suspension for or loss of vacation time of 11 to 20 days	0	3
Suspension for or loss of vacation time of 1 to 10 days	9	70
Command Discipline B	0	0
Command Discipline A	0	1
Formalized Training**	1	7
Instructions***	0	8
Warned & admonished/Reprimanded	0	3
No Disciplinary Action	8	76
Total	18	168
Discipline Rate (excluding officer retired/deceased)	56%	55%

*Where the respondent is found guilty of charges, and the penalty imposed would fall into more than one of the above listed categories, it is reported under the more severe penalty.

** Formalized training is conducted by the Police Academy, the NYPD Legal Bureau, or other NYPD Unit. *** Instructions are provided at the command level.

Figure 40: NYPD Discipline Imposed for Non-APU Cases

Discipline*	October 2015	YTD 2015
Terminated	0	0
Suspension for or loss of vacation time of 31 or more days and/or Dismissal Probation	0	0
Suspension for or loss of vacation time of 21 to 30 days and/or Dismissal Probation	0	0
Suspension for or loss of vacation time of 11 to 20 days	0	0
Suspension for or loss of vacation time of 1 to 10 days	0	0
Command Discipline B	0	22
Command Discipline A	6	44
Formalized Training**	12	42
Instructions***	2	57
Warned & admonished/Reprimanded	0	0
No Disciplinary Action	2	18
Total	22	183
Discipline Rate	91%	90%

*Where the respondent is found guilty of charges, and the penalty imposed would fall into more than one of the above listed categories, it is reported under the more severe penalty.

** Formalized training is conducted by the Police Academy, the NYPD Legal Bureau, or other NYPD Unit. *** Instructions are provided at the command level.

Figure 41: NYPD Discipline Imposed for Allegations - Non-APU Cases (October 2015)

Board Disposition	FADO Type	Allegation	Precinct	Borough	NYPD Discipline
Substantiated (Formalized Training)	D	Word	23	Manhattan	Formalized Training
Substantiated (Command Discipline A)	A	Frisk	34	Manhattan	Formalized Training
Substantiated (Command Discipline A)	A	Stop	34	Manhattan	Command Discipline A
Substantiated (Command Discipline A)	A	Vehicle search	40	Bronx	Formalized Training
Substantiated (Formalized Training)	A	Frisk	40	Bronx	Formalized Training
Substantiated (Command Discipline B)	F	Physical force	41	Bronx	No Penalty
Substantiated (Formalized Training)	A	Refusal to process civilian complaint	41	Bronx	Formalized Training
Substantiated (Instructions)	A	Threat of summons	43	Bronx	Formalized Training
Substantiated (Instructions)	A	Retaliatory summons	43	Bronx	Formalized Training
Substantiated (Command Discipline B)	A	Retaliatory summons	43	Bronx	Command Discipline A
Substantiated (Command Discipline B)	A	Frisk	43	Bronx	Command Discipline A
Substantiated (Instructions)	A	Frisk	43	Bronx	Formalized Training
Substantiated (Command Discipline B)	A	Stop	43	Bronx	No Penalty
Substantiated (Command Discipline B)	A	Stop	43	Bronx	No Penalty
Substantiated (Formalized Training)	D	Word	48	Bronx	Instructions
Substantiated (Instructions)	A	Question	70	Brooklyn	Formalized Training
Substantiated (Command Discipline A)	F	Physical force	73	Brooklyn	Command Discipline A
Substantiated (Command Discipline)	A	Frisk	79	Brooklyn	Instructions
Substantiated (Command Discipline)	A	Stop	79	Brooklyn	No Penalty
Substantiated (Command Discipline)	A	Stop	79	Brooklyn	No Penalty
Substantiated (Command Discipline)	A	Vehicle stop	104	Queens	No Penalty
Substantiated (Command Discipline)	A	Vehicle search	104	Queens	Formalized Training
Substantiated (Command Discipline)	A	Vehicle search	104	Queens	Formalized Training
Substantiated (Command Discipline)	A	Question	104	Queens	Formalized Training
Substantiated (Command Discipline)	A	Question	104	Queens	Formalized Training
Substantiated (Formalized Training)	A	Premises entered and/or searched	113	Queens	Formalized Training
Substantiated (Command Discipline A)	A	Premises entered and/or searched	120	Staten Island	Command Discipline A
Substantiated (Command Discipline A)	A	Premises entered and/or searched	120	Staten Island	Command Discipline A
Substantiated (Command Discipline A)	A	Premises entered and/or searched	120	Staten Island	Formalized Training
Substantiated (Command Discipline A)	A	Premises entered and/or searched	120	Staten Island	Formalized Training

Board Disposition	FADO Type	Allegation	Precinct	Borough	NYPD Discipline
Substantiated (Command Discipline A)	A	Property damaged	120	Staten Island	Command Discipline A
Substantiated (Instructions)	A	Refusal to obtain medical treatment	120	Staten Island	Command Discipline A

Appendix

Over the years, the CCRB has made many types of data publicly available. In reorganizing the Monthly Report, we do not intend to remove any valuable information from the public domain. However, the agency believes that some information is essential to place in the main body of the Monthly Report, while more granular charts and figures are better suited to the Appendix. We welcome you to contact the CCRB at www.nyc.gov or 212-912-7235 if you are having difficulty finding information on CCRB data that was formerly available.

Figure 42: CCRB Open Docket - Age of CCRB Cases Based On Incident Date

	October 2015		September 2015		Change	% Change
	Count	% of Total	Count	% of Total		
Cases 0-4 Months	1093	87.4%	1027	85.4%	66	6.4%
Cases 5-7 Months	107	8.6%	123	10.2%	-16	-13.0%
Cases 8 Months	9	0.7%	9	0.7%	0	0.0%
Cases 9 Months	11	0.9%	7	0.6%	4	57.1%
Cases 10 Months	5	0.4%	5	0.4%	0	0.0%
Cases 11 Months	4	0.3%	6	0.5%	-2	-33.3%
Cases 12 Months	3	0.2%	5	0.4%	-2	-40.0%
Cases 13 Months	1	0.1%	6	0.5%	-5	-83.3%
Cases 14 Months	6	0.5%	7	0.6%	-1	-14.3%
Cases 15 Months	4	0.3%	1	0.1%	3	300.0%
Cases 16 Months	0	0.0%	0	0.0%	0	NA
Cases 17 Months	0	0.0%	2	0.2%	-2	NA
Cases 18 Months	1	0.1%	1	0.1%	0	0.0%
Cases Over 18 Months	4	0.3%	4	0.3%	0	0.0%
NA	3	0.2%	0	0.0%	3	NA
Total	1251	100.0%	1203	100.0%	48	4.0%

Figure 43: CCRB Open Docket - Age of CCRB Cases Based On CCRB Received Date

	October 2015		September 2015		Change	% Change
	Count	% of Total	Count	% of Total		
Cases 0-4 Months	1164	93.0%	1093	90.9%	71	6.5%
Cases 5-7 Months	75	6.0%	88	7.3%	-13	-14.8%
Cases 8 Months	1	0.1%	7	0.6%	-6	-85.7%
Cases 9 Months	3	0.2%	5	0.4%	-2	-40.0%
Cases 10 Months	3	0.2%	3	0.2%	0	0.0%
Cases 11 Months	2	0.2%	3	0.2%	-1	-33.3%
Cases 12 Months	1	0.1%	1	0.1%	0	0.0%
Cases 13 Months	0	0.0%	1	0.1%	-1	NA
Cases 14 Months	0	0.0%	0	0.0%	0	NA
Cases 15 Months	0	0.0%	0	0.0%	0	NA
Cases 16 Months	0	0.0%	0	0.0%	0	NA
Cases 17 Months	0	0.0%	0	0.0%	0	NA
Cases 18 Months	0	0.0%	0	0.0%	0	NA
Cases Over 18 Months	2	0.2%	2	0.2%	0	0.0%
NA	0	0.0%	0	0.0%	0	NA
Total	1251	100.0%	1203	100.0%	48	4.0%

Figure 44: CCRB Investigations Docket - Age of CCRB Cases Based On Incident Date

	October 2015		September 2015		Change	% Change
	Count	% of Total	Count	% of Total		
Cases 0-4 Months	640	91.7%	597	90.6%	43	7.2%
Cases 5-7 Months	34	4.9%	35	5.3%	-1	-2.9%
Cases 8 Months	3	0.4%	4	0.6%	-1	-25.0%
Cases 9 Months	6	0.9%	4	0.6%	2	50.0%
Cases 10 Months	1	0.1%	3	0.5%	-2	-66.7%
Cases 11 Months	2	0.3%	2	0.3%	0	0.0%
Cases 12 Months	2	0.3%	2	0.3%	0	0.0%
Cases 13 Months	1	0.1%	3	0.5%	-2	-66.7%
Cases 14 Months	1	0.1%	3	0.5%	-2	-66.7%
Cases 15 Months	3	0.4%	0	0.0%	3	NA
Cases 16 Months	0	0.0%	0	0.0%	0	NA
Cases 17 Months	0	0.0%	2	0.3%	-2	NA
Cases 18 Months	0	0.0%	1	0.2%	-1	NA
Cases Over 18 Months	3	0.4%	3	0.5%	0	0.0%
NA	2	0.3%	0	0.0%	2	NA
Total	698	100.0%	659	100.0%	39	5.9%

Figure 45: CCRB DA Hold Docket - Age of CCRB Cases Based On Incident Date

	October 2015	
	Count	% of Total
Cases 0-4 Months	2	20.0%
Cases 5-7 Months	1	10.0%
Cases 8 Months	1	10.0%
Cases 9 Months	0	0.0%
Cases 10 Months	1	10.0%
Cases 11 Months	1	10.0%
Cases 12 Months	0	0.0%
Cases 13 Months	0	0.0%
Cases 14 Months	0	0.0%
Cases 15 Months	2	20.0%
Cases 16 Months	0	0.0%
Cases 17 Months	0	0.0%
Cases 18 Months	1	10.0%
Cases Over 18 Months	1	10.0%
NA	0	0.0%
Total	10	100.0%

Figure 46: Disposition of Force Allegations (YTD 2015)

Force Allegation	Substantiated		Exonerated		Unsubstantiated		Unfounded		Officer Unidentified		Miscellaneous	
	Count	%	Count	%	Count	%	Count	%	Count	%	Count	%
Gun Pointed	3	1.5%	105	53.8%	59	30.3%	9	4.6%	19	9.7%	0	0%
Gun fired	0	0%	8	61.5%	3	23.1%	2	15.4%	0	0%	0	0%
Nightstick as club (incl asp & baton)	8	8.6%	32	34.4%	25	26.9%	18	19.4%	10	10.8%	0	0%
Gun as club	1	11.1%	0	0%	5	55.6%	1	11.1%	2	22.2%	0	0%
Radio as club	1	14.3%	0	0%	2	28.6%	3	42.9%	1	14.3%	0	0%
Flashlight as club	0	0%	0	0%	1	50%	1	50%	0	0%	0	0%
Police shield	0	0%	2	28.6%	4	57.1%	1	14.3%	0	0%	0	0%
Vehicle	0	0%	0	0%	7	70%	2	20%	1	10%	0	0%
Other blunt instrument as a club	4	12.5%	1	3.1%	9	28.1%	11	34.4%	7	21.9%	0	0%
Hit against inanimate object	8	11.1%	11	15.3%	28	38.9%	15	20.8%	10	13.9%	0	0%
Chokehold	13	8%	0	0%	81	49.7%	42	25.8%	27	16.6%	0	0%
Pepper spray	8	9.6%	46	55.4%	15	18.1%	6	7.2%	8	9.6%	0	0%
Physical force	83	6.1%	418	30.5%	524	38.2%	174	12.7%	169	12.3%	3	0.2%
Handcuffs too tight	0	0%	1	3.1%	23	71.9%	5	15.6%	3	9.4%	0	0%
Nonlethal restraining device	2	7.4%	18	66.7%	5	18.5%	1	3.7%	1	3.7%	0	0%
Animal	0	0%	0	0%	1	100%	0	0%	0	0%	0	0%
Other	4	3.5%	4	3.5%	56	49.1%	30	26.3%	20	17.5%	0	0%
Total	135	6.1%	646	29%	848	38%	321	14.4%	278	12.5%	3	0.1%

Figure 47: Disposition of Abuse of Authority Allegations (YTD 2015)

Abuse of Authority Allegation	Substantiated		Exonerated		Unsubstantiated		Unfounded		Officer Unidentified		Miscellaneous	
	Count	%	Count	%	Count	%	Count	%	Count	%	Count	%
Gun Drawn	2	3.8%	15	28.3%	16	30.2%	15	28.3%	5	9.4%	0	0%
Strip-searched	17	12%	24	16.9%	73	51.4%	15	10.6%	12	8.5%	1	0.7%
Vehicle stop	33	19.2%	64	37.2%	53	30.8%	2	1.2%	20	11.6%	0	0%
Vehicle search	75	24.8%	82	27.2%	105	34.8%	1	0.3%	36	11.9%	3	1%
Premises entered and/or searched	102	18.9%	305	56.5%	100	18.5%	6	1.1%	26	4.8%	1	0.2%
Threat of summons	4	21.1%	4	21.1%	9	47.4%	2	10.5%	0	0%	0	0%
Threat of arrest	24	8.6%	74	26.6%	127	45.7%	16	5.8%	35	12.6%	2	0.7%
Threat to notify ACS	3	17.6%	4	23.5%	9	52.9%	0	0%	1	5.9%	0	0%
Threat of force (verbal or physical)	14	5.8%	16	6.6%	145	60.2%	29	12%	36	14.9%	1	0.4%
Threat to damage/seize property	5	12.2%	9	22%	21	51.2%	1	2.4%	5	12.2%	0	0%
Property damaged	17	12.6%	26	19.3%	51	37.8%	14	10.4%	27	20%	0	0%
Refusal to process civilian complaint	11	23.9%	0	0%	20	43.5%	3	6.5%	12	26.1%	0	0%
Refusal to provide name/shield number	43	11%	1	0.3%	257	65.7%	32	8.2%	57	14.6%	1	0.3%
Retaliatory arrest	9	60%	2	13.3%	4	26.7%	0	0%	0	0%	0	0%
Retaliatory summons	23	71.9%	3	9.4%	6	18.8%	0	0%	0	0%	0	0%
Refusal to obtain medical treatment	8	7.1%	0	0%	62	55.4%	23	20.5%	19	17%	0	0%
Improper dissemination of medical info	0	0%	0	0%	2	100%	0	0%	0	0%	0	0%
Other	45	42.1%	19	17.8%	34	31.8%	6	5.6%	3	2.8%	0	0%
Seizure of property	5	19.2%	7	26.9%	11	42.3%	0	0%	3	11.5%	0	0%
Failure to show search warrant	6	11.8%	1	2%	39	76.5%	2	3.9%	3	5.9%	0	0%
Frisk	131	36.4%	62	17.2%	109	30.3%	7	1.9%	50	13.9%	1	0.3%
Search (of person)	74	20.1%	42	11.4%	175	47.6%	7	1.9%	68	18.5%	2	0.5%
Stop	114	23.5%	192	39.6%	123	25.4%	1	0.2%	53	10.9%	2	0.4%
Question	18	15%	49	40.8%	31	25.8%	2	1.7%	20	16.7%	0	0%
Refusal to show arrest warrant	0	0.0%	0	0.0%	0	0.0%	0	0.0%	0	0.0%	0	0.0%
Total	783	19.3%	1001	24.7%	1582	39%	184	4.5%	491	12.1%	14	0.3%

Figure 48: Disposition of Discourtesy Allegations (YTD 2015)

Discourtesy Allegation	Substantiated		Exonerated		Unsubstantiated		Unfounded		Officer Unidentified		Miscellaneous	
	Count	%	Count	%	Count	%	Count	%	Count	%	Count	%
Word	122	10.6%	30	2.6%	674	58.8%	121	10.6%	199	17.4%	0	0%
Gesture	1	9.1%	0	0%	6	54.5%	2	18.2%	2	18.2%	0	0%
Demeanor/tone	0	0%	0	0%	1	100%	0	0%	0	0%	0	0%
Action	15	14.2%	3	2.8%	66	62.3%	10	9.4%	12	11.3%	0	0%
Other	0	0.0%	0	0.0%	0	0.0%	0	0.0%	0	0.0%	0	0.0%
Total	138	10.9%	33	2.6%	747	59.1%	133	10.5%	213	16.9%	0	0%

Figure 49: Disposition of Offensive Language Allegations (YTD 2015)

Offensive Language Allegation	Substantiated		Exonerated		Unsubstantiated		Unfounded		Officer Unidentified		Miscellaneous	
	Count	%	Count	%	Count	%	Count	%	Count	%	Count	%
Race	2	1.8%	0	0%	72	63.2%	19	16.7%	21	18.4%	0	0%
Ethnicity	3	8.8%	0	0%	23	67.6%	4	11.8%	4	11.8%	0	0%
Religion	1	16.7%	0	0%	5	83.3%	0	0%	0	0%	0	0%
Gender	1	2%	0	0%	35	68.6%	6	11.8%	9	17.6%	0	0%
Sexual orientation	1	7.1%	0	0%	10	71.4%	1	7.1%	2	14.3%	0	0%
Physical disability	0	0%	0	0%	2	100%	0	0%	0	0%	0	0%
Other	2	10%	0	0%	12	60%	2	10%	4	20%	0	0%
Total	10	4.1%	0	0%	159	66%	32	13.3%	40	16.6%	0	0%

Figure 50: Administrative Prosecutions Unit Open Docket (October 2015)

Case Stage	Cases	Percent
Awaiting filing of charges	3	1%
Charges filed, awaiting service	55	20%
Charges served, CORD/SoEH/DCS pending	80	29%
Charges served, Conference Date Requested	47	17%
Calendered for court appearance	11	4%
Case Off Calendar - Subsequent Appearance Pending	4	1%
Trial scheduled	44	16%
Trial commenced	17	6%
Plea agreed - paperwork pending	18	6%
Total	279	100%

CORD is the CO's Report on MOS Facing Discipline. SoEH is Statement of Empl. History. DCS is Disciplinary Cover Sheet.

Figure 51: Administrative Prosecutions Unit Cases Awaiting Final Disposition (October 2015)

Case Stage	Cases	Percent
Disposition modified, awaiting final disp.	0	0%
Plea filed - awaiting approval by PC	46	57%
Verdict rendered - awaiting approval by PC	20	24%
Verdict rendered - Fogel response due	10	12%
Trial completed, awaiting verdict	6	7%
Total	82	100%

A Fogel response is a letter to the Trial Commissioner with comments from CCRB on the Trial Commissioner's report and recommendation.