



BILL DE BLASIO
MAYOR

CIVILIAN COMPLAINT REVIEW BOARD
100 CHURCH STREET 10th FLOOR
NEW YORK, NEW YORK 10007 ♦ TELEPHONE (212) 912-7235
www.nyc.gov/ccrb

MAYA D. WILEY, ESQ.
CHAIR

Executive Director's Monthly Report
May 2017
(Statistics for April 2017)

Contents

Executive Summary	2
Glossary	3
Complaints Received	4
CCRB Cases Received By Borough and Precinct	5
Allegations Received	7
CCRB Docket	10
Closed Cases	12
Resolving Cases	12
Dispositions / Case Abstracts	13
Dispositions - Full Investigations	15
Dispositions - All CCRB Cases	16
Dispositions - Allegations	17
Substantiation Rates	19
Substantiation Rates and Video	19
Board Discipline Recommendations for Substantiated Complaints	20
Board Discipline Recommendations for Substantiated Allegations	22
Truncations	24
Complaints by PSA	25
Mediation Unit	27
Administrative Prosecution Unit	29
NYPD Discipline	30
Appendix	35

Executive Summary

The Civilian Complaint Review Board (“CCRB”) is an independent municipal Agency that investigates complaints of NYPD misconduct. Every month, the CCRB prepares an Executive Director report for its public meeting. In general, investigations are being conducted more efficiently than at any period in the Agency’s history. The raw number of substantiations and percentage of cases being substantiated are at historic levels. Video evidence is playing a crucial role in the outcome of cases. Data for April 2017 included the following highlights:

- 1) The CCRB continues to close its cases more efficiently. Of the cases that remain in the CCRB active docket, 88% have been open for four months or less, and 97% have been open for seven months or less (page 10). In April, the CCRB opened 370 new cases (page 4), and currently has a docket of 1,111 cases (page 11).
- 2) The CCRB substantiated allegations in 23% of its fully investigated cases (page 19).
- 3) The CCRB fully investigated 18% of the cases it closed in April (page 12) and resolved (fully investigated, mediated or mediation attempted) 24% of the cases it closed in April (page 12). The Agency's truncation rate is 75% (page 12). This is primarily driven by complainant/victim/witness uncooperative.
- 4) For April, investigations using video evidence resulted in substantiated allegations in 33% of cases - compared to 21% of substantiated cases in which video was not available (page 19).
- 5) The Monthly Report includes a breakdown of complaints and substantiations by NYPD precinct and borough of occurrence (pages 5-6).
- 6) In April the PC finalized penalty decisions against 5 officers: 2 were guilty verdicts won by the APU (page 28). The APU has conducted trials against 21 respondent officers year to date, and trials against 6 respondent officers in April. The CCRB's Administrative Prosecution Unit (APU) prosecutes the most serious allegations of misconduct.

Finally, the Monthly Report contains a Table of Contents, Glossary, and Appendix, all meant to assist readers in navigating this report. The CCRB is committed to producing monthly reports that are valuable to the public, and welcome feedback on how to make our data more accessible.

Glossary

In this glossary we have included a list of terms that regularly appear in our reports.

Allegation: An allegation is a specific act of misconduct. The same “complaint” can have multiple allegations – excessive force and discourteous language, for example. Each allegation is reviewed separately during an investigation.

APU: The Administrative Prosecution Unit is the division of the CCRB that has prosecuted “charges” cases since April 2013, after the signing of a 2012 Memorandum of Understanding between the CCRB and NYPD.

Board Panel: The “Board” of the CCRB has 13 members appointed by the mayor. Of the 13 members, five are chosen by the Mayor, five are chosen by the City Council, and three are chosen by the Police Commissioner. Following a completed investigation by the CCRB staff, three Board members, sitting as a Board Panel, will make a finding on whether misconduct occurred and will make a recommendation on what level of penalty should follow.

Case/Complaint: For the purposes of CCRB data, a “case” or “complaint” is defined as any incident within the Agency’s jurisdiction, brought to resolution by the CCRB. Cases/Complaints thus include truncations, fully investigated or ongoing cases, mediations, and completed investigations pending Board Panel review.

Disposition: The Board’s finding as to the outcome of a case (i.e. if misconduct occurred).

FADO: Under the City Charter, the CCRB has jurisdiction to investigate the following categories of police misconduct: Force, Abuse of Authority, Discourtesy, and Offensive Language, collectively known as “FADO”.

Intake: CCRB’s Intake team initially handles complaints from the public. Intake takes complaints that come via live phone calls, voicemails, an online complaint form, or in-person.

Investigation: CCRB investigators gather evidence and interview witnesses to prepare reports on misconduct allegations. An investigation ends when a closing report is prepared detailing the evidence and a legal analysis, and the case is given to the Board for disposition.

Mediation: A complainant may mediate his or her case with the subject officer, in lieu of an investigation, with the CCRB providing a neutral, third-party mediator.

Truncation: If a case is not fully investigated due to the victim’s lack of interest or availability, the case is closed and is considered “truncated.”

Complaints Received

The CCRB's Intake team processes misconduct complaints from the public and referrals from the NYPD. Under the New York City Charter, the CCRB's jurisdiction is limited to allegations of misconduct related to Force, Abuse of Authority, Discourtesy and Offensive Language. All other complaints are referred to the appropriate agency. Figure 1 refers to all complaints that the CCRB receives and Figures 2 and 3 refer to new cases that remain with the Agency. In April 2017, the CCRB initiated 370 new complaints.

Figure 1: Total Intake by Month (January 2016 - April 2017)

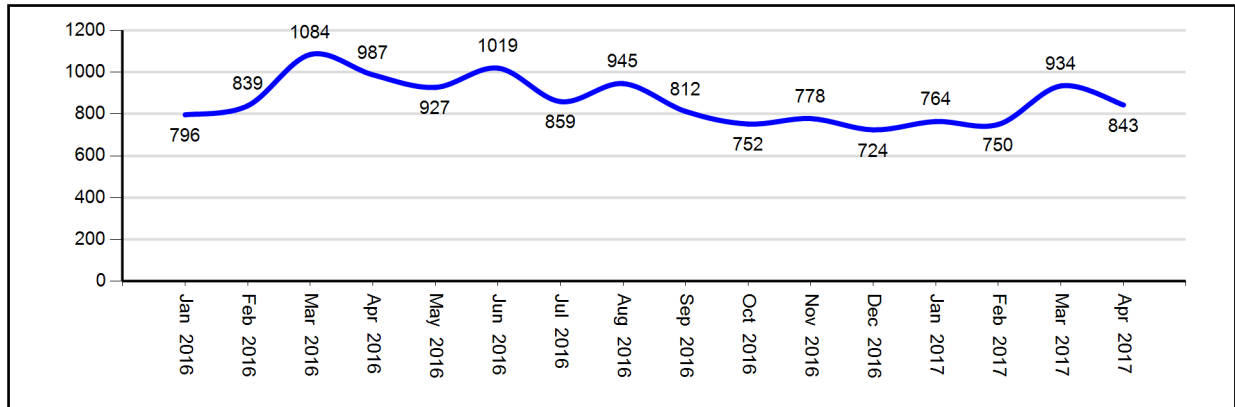


Figure 2: New CCRB Complaints by Month (January 2016 - April 2017)

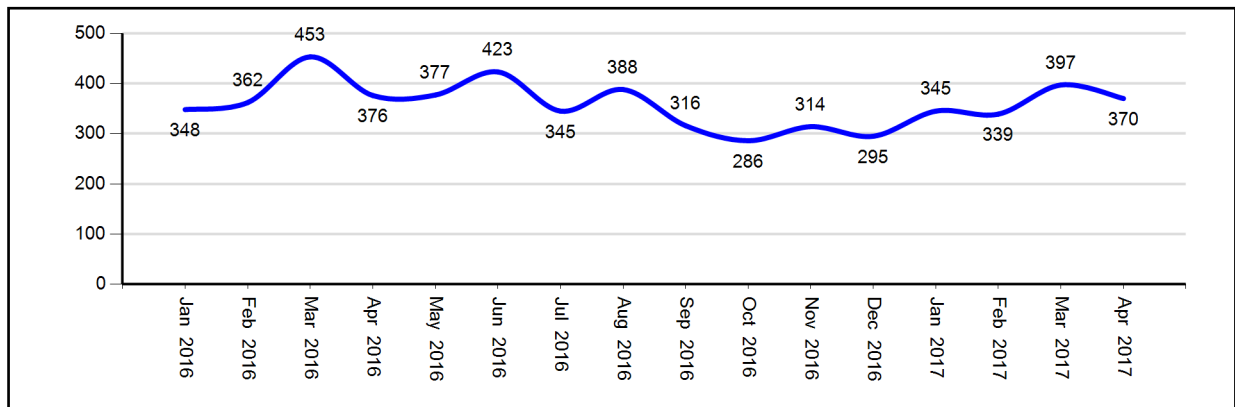
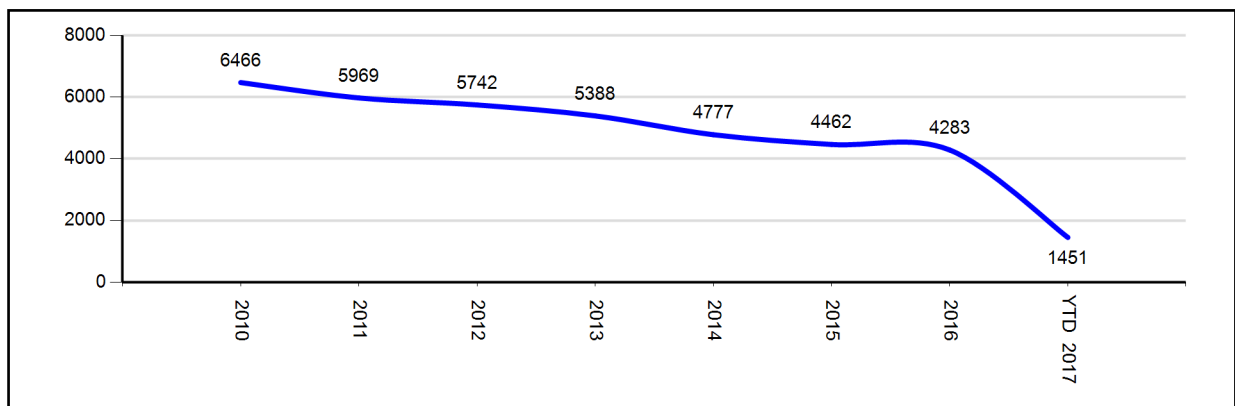


Figure 3: New CCRB Complaints by Year (2010 - YTD 2017)



CCRB Cases Received by Borough and Precinct

Of the five boroughs, the largest number of misconduct complaints stemmed from incidents occurring in Brooklyn, followed by Manhattan. A leading 19 incidents took place in the 75th Precinct.

Figure 4: CCRB Complaints Received By Borough of Occurrence (April 2017)

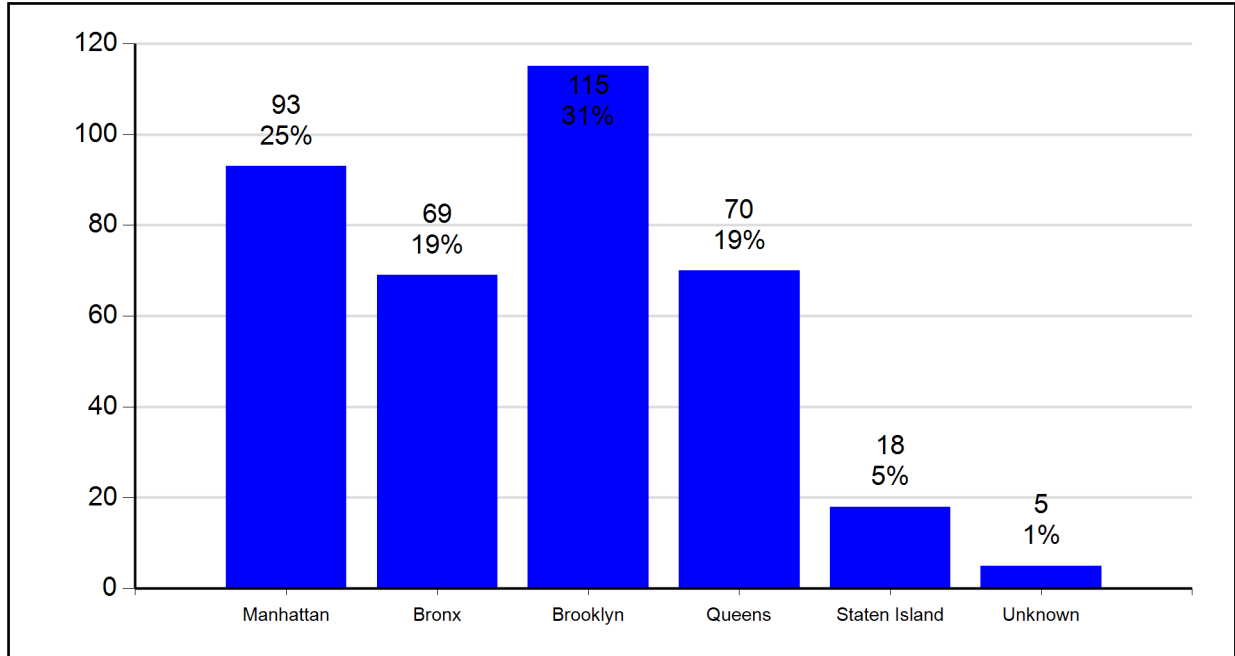


Figure 5: CCRB Complaints Received By Borough of Occurrence (YTD 2017)

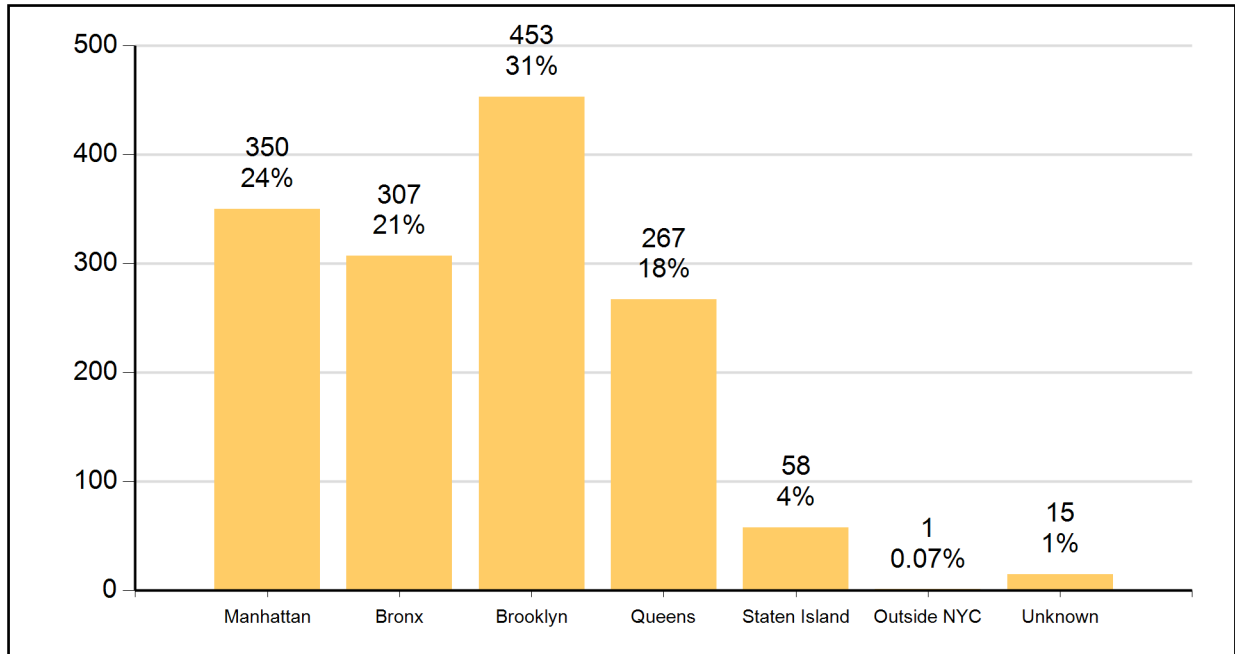


Figure 6: CCRB Complaints Received By Precinct of Occurrence (April 2017)

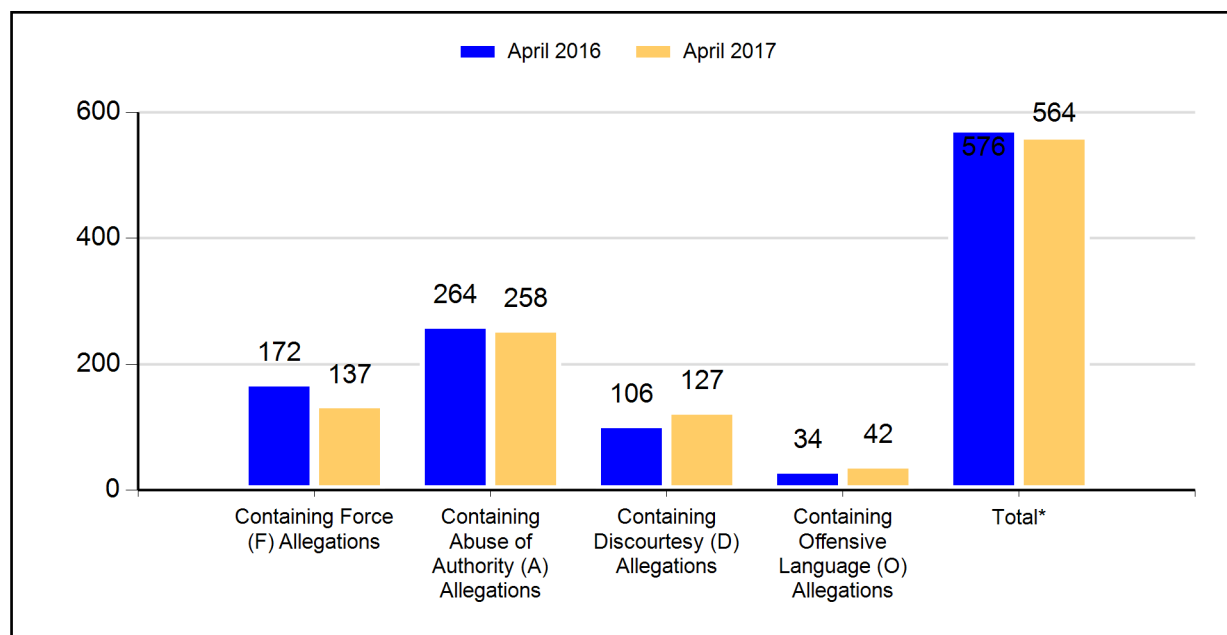
NYPD Precinct of Occurrence*	Number of Complaints	NYPD Precinct of Occurrence*	Number of Complaints
1	3	67	4
5	3	68	4
6	2	69	1
7	4	70	9
9	1	71	5
10	2	72	5
13	10	73	9
14	9	75	19
17	2	76	4
18	1	77	7
20	2	78	3
23	7	79	5
24	1	81	4
25	5	84	5
26	3	88	5
28	8	90	2
30	7	94	2
32	11	100	3
33	4	101	6
34	4	102	4
40	5	103	5
41	4	104	1
42	3	105	8
43	10	106	2
44	8	107	4
45	1	108	5
46	10	109	2
47	5	110	3
48	7	112	4
49	3	113	7
50	2	114	10
52	11	115	6
60	5	120	9
61	6	121	6
62	4	122	1
63	3	123	2
		Unknown	13

*These figures track where an incident occurred, not necessarily the Command of the officer. For example, a complaint filed against officers assigned to a Narcotics unit working in East New York would be counted as occurring in the 75th Precinct.

Allegations Received

As described in the previous section, the CCRB has jurisdiction over four categories of NYPD misconduct. In comparing April 2016 to April 2017, the number of complaints containing an allegation of Force are down, Abuse of Authority are down, Discourtesy are up and Offensive Language are up. Figures for the year to date comparison show that in 2017 complaints containing an allegation of Force are down, Abuse of Authority are down, Discourtesy are down and Offensive Language are up.

Figure 7: CCRB Complaints Received By Type of Allegation (April 2016 vs. April 2017)



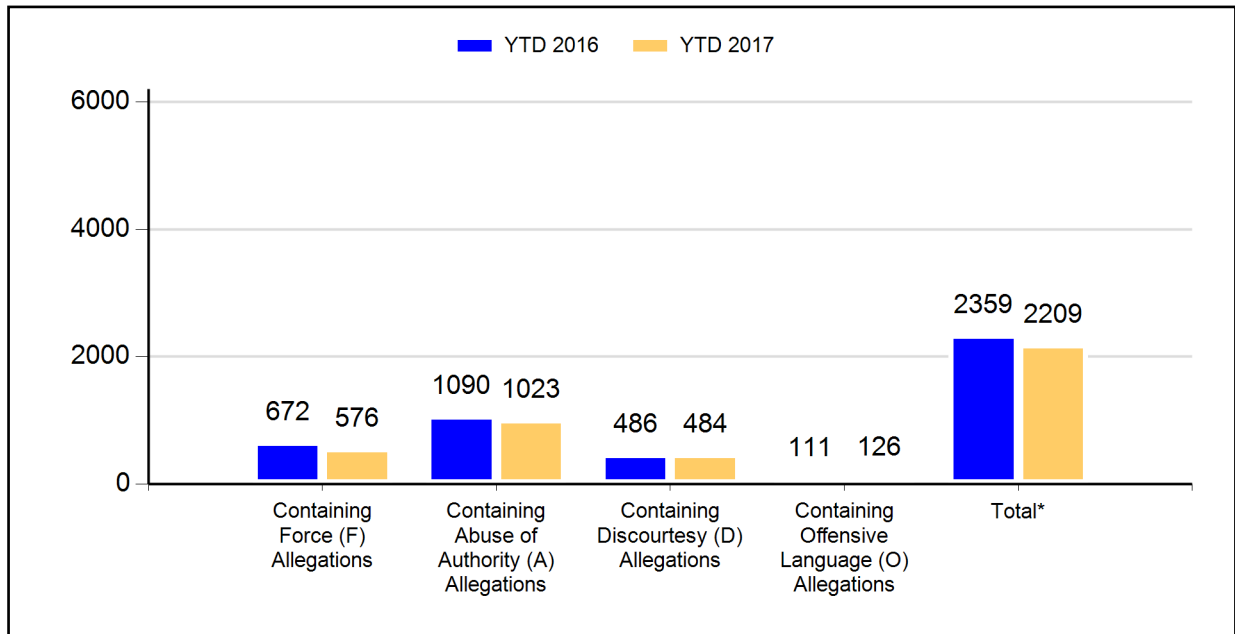
*This is the total of distinct FADO allegation types in complaints received.

Figure 8: CCRB Complaints Received By Type of Allegation (% of Complaints)

	April 2016		April 2017		Change	% Change
	Count	% of Total Complaints	Count	% of Total Complaints		
Force (F)	172	46%	137	37%	-35	-20%
Abuse of Authority (A)	264	70%	258	70%	-6	-2%
Discourtesy (D)	106	28%	127	34%	21	20%
Offensive Language (O)	34	9%	42	11%	8	24%
Total FADO Allegations	576		564		-12	-2%
Total Complaints	376		370		-6	-2%

Note: the number of allegations in recently received complaints typically grows somewhat as the complaints are investigated.

Figure 9: CCRB Complaints Received By Type of Allegation (YTD 2016 vs. YTD 2017)



*This is the total of distinct FADO allegation types in complaints received.

Figure 10: CCRB Complaints Received By Type of Allegation YTD (% of Complaints)

	YTD 2016		YTD 2017		Change	
	Count	% of Total Complaints	Count	% of Total Complaints		
Force (F)	672	44%	576	40%	-96	-14%
Abuse of Authority (A)	1090	71%	1023	71%	-67	-6%
Discourtesy (D)	486	32%	484	33%	-2	0%
Offensive Language (O)	111	7%	126	9%	15	14%
Total FADO Allegations	2359		2209		-150	-6%
Total Complaints	1539		1451		-88	-6%

Note: the number of allegations in recently received complaints typically grows somewhat as the complaints are investigated.

Figure 11: Total Allegations (% of Total Allegations)

	April 2016		April 2017		Change	% Change
	Count	%of Total Allegations	Count	%of Total Allegations		
Force (F)	325	27%	233	21%	-92	-28%
Abuse of Authority (A)	659	55%	667	60%	8	1%
Discourtesy (D)	161	13%	158	14%	-3	-2%
Offensive Language (O)	50	4%	50	5%	0	0%
Total Allegations	1195		1108		-87	-7%
Total Complaints	376		370		-6	-2%

Figure 12: Total Allegations YTD (% of Total Allegations)

	YTD 2016		YTD 2017		Change	% Change
	Count	%of Total Allegations	Count	%of Total Allegations		
Force (F)	1266	26%	1200	24%	-66	-5%
Abuse of Authority (A)	2797	57%	3051	60%	254	9%
Discourtesy (D)	675	14%	667	13%	-8	-1%
Offensive Language (O)	132	3%	164	3%	32	24%
Total Allegations	4870		5082		212	4%
Total Complaints	1539		1451		-88	-6%

The number of allegations in recently received complaints typically grows as the complaints are investigated.

CCRB Docket

As of the end of April 2017, 88% of active CCRB cases are fewer than five months old, and 97% active cases have been open for fewer than eight months.

Figure 13: Age of Active Cases Based on Received Date (April 2017)

	Count	% of Total
Cases 0-4 Months	967	88.1%
Cases 5-7 Months	102	9.3%
Cases 8-11 Months	16	1.5%
Cases 12-18 Months*	7	0.6%
Cases Over 18 Months**	6	0.5%
Total	1098	100%

* 12-18 Months: 3 cases that were reopened; 4 cases that were on DA Hold.

** Over 18 Months: 2 cases that were reopened; 4 cases that were on DA Hold.

Figure 14: Age of Active Cases Based on Incident Date (April 2017)

	Count	% of Total
Cases 0-4 Months	888	80.9%
Cases 5-7 Months	147	13.4%
Cases 8-11 Months	33	3.0%
Cases 12-18 Months	22	2.0%
Cases Over 18 Months	8	0.7%
Total	1098	100%

An active case is specifically one in which the facts are still being investigated.

Figure 15: Number of Active Investigations (January 2016 - April 2017)

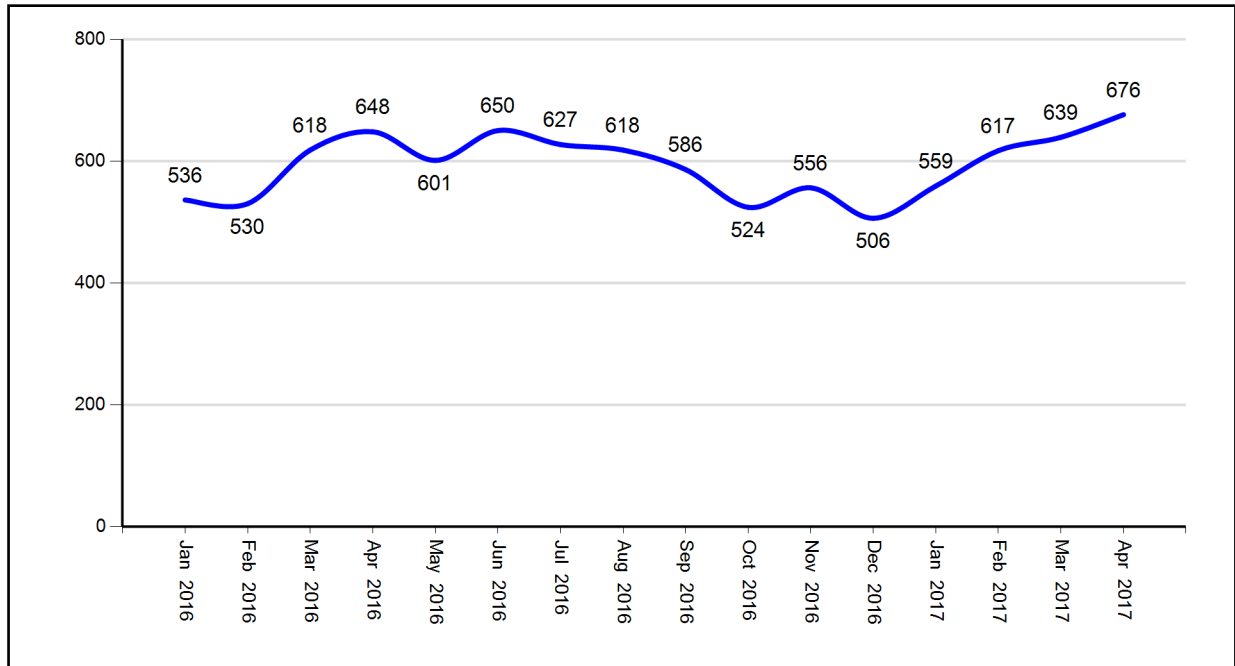


Figure 16: Open Docket Analysis

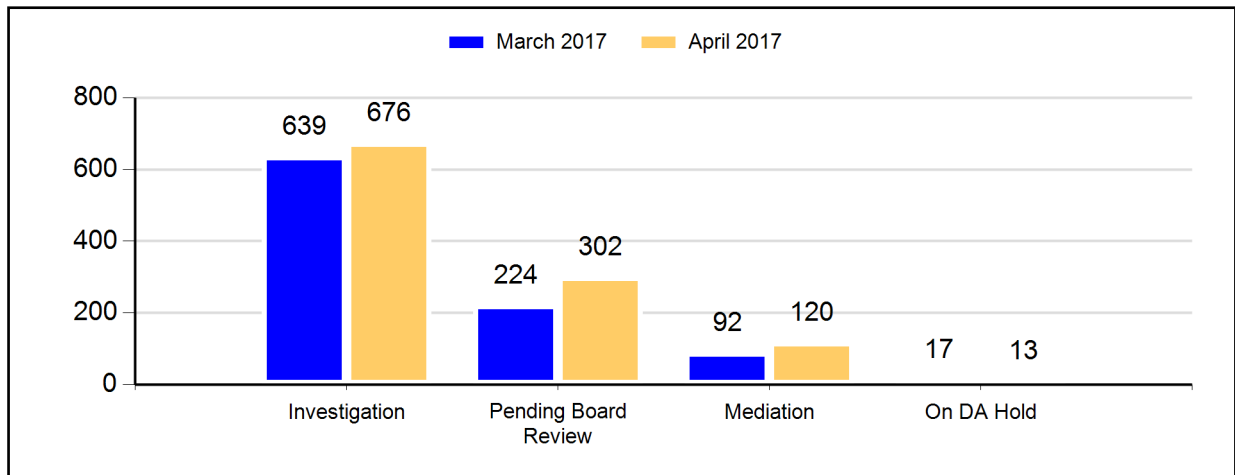


Figure 17: Open Docket Analysis with % Change

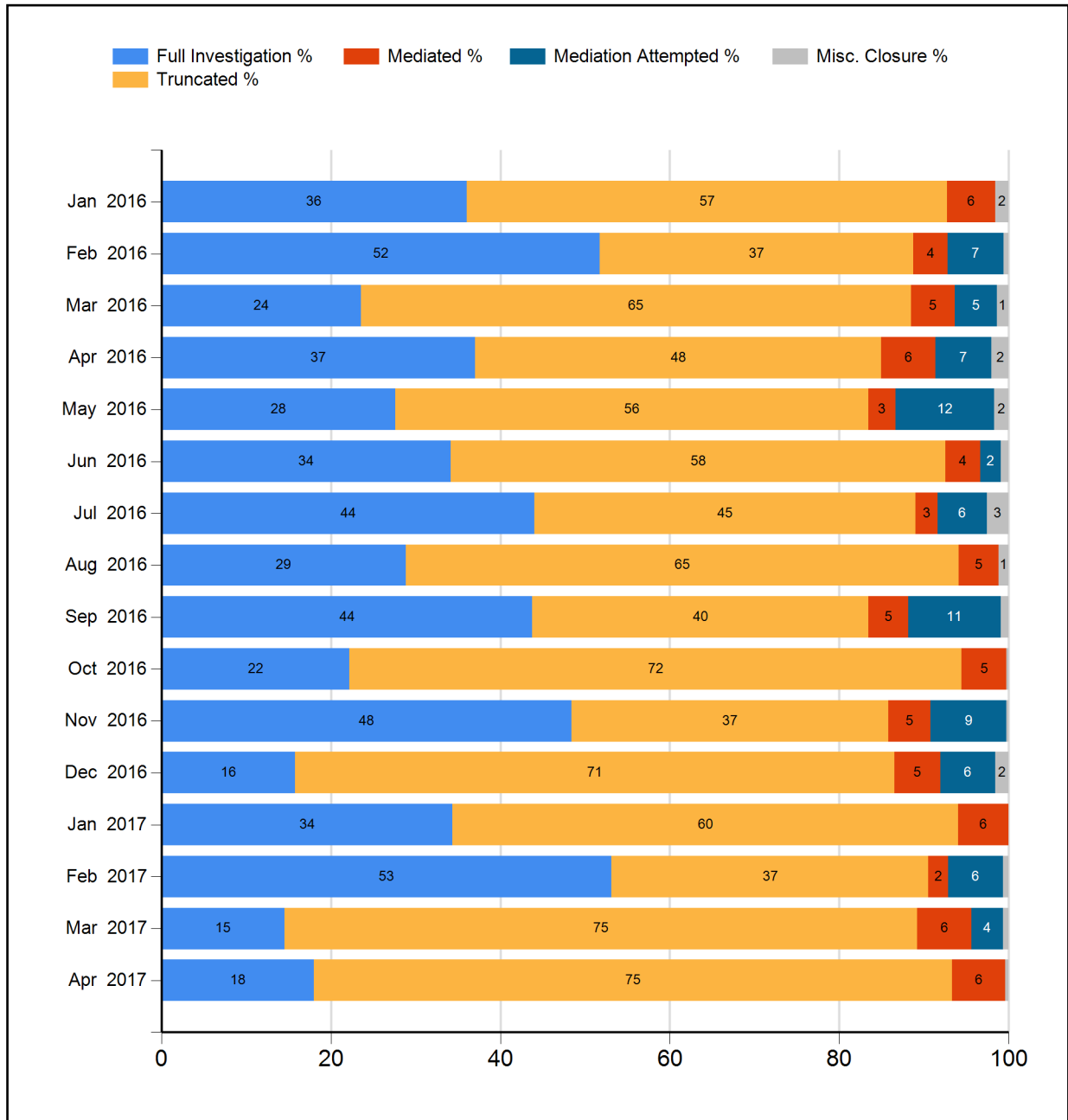
	March 2017		April 2017		Change	% Change
	Count	% of Total	Count	% of Total		
Investigations	639	66%	676	61%	37	6%
Pending Board Review	224	23%	302	27%	78	35%
Mediation	92	9%	120	11%	28	30%
On DA Hold	17	2%	13	1%	-4	-24%
Total	972		1111		139	14%

Closed Cases

Resolving Cases

In April 2017, the CCRB fully investigated 18% of the cases it closed, and resolved (fully investigated, mediated or mediation attempted) 24% of the cases it closed.

Figure 18: Case Resolutions (January 2016 - April 2017) (%)



Dispositions

Cases fully investigated by the CCRB generally receive one of five outcomes:

- If the allegations of misconduct are found to be improper, based on the preponderance of the evidence, the allegation is **substantiated**.
- If there is not enough evidence to determine whether or not misconduct occurred, the allegation is **unsubstantiated**.
- If the preponderance of the evidence suggests that the event or alleged act did not occur, the allegation is **unfounded**.
- If the event did occur, but was not improper, by a preponderance of evidence, the allegation is **exonerated**.
- If the CCRB was unable to identify any of the officers accused of misconduct, the case is closed as **officer unidentified**.

Additionally, a case might be **mediated**, with the subject officer and complainant discussing the incident in the presence of a neutral third-party moderator. Finally, a case that cannot be fully investigated due to victim/complainant unavailability or lack of cooperation is **truncated**.

Case Abstracts

The following case abstracts are taken from complaints closed this month and serve as examples of what the different CCRB dispositions mean in practice:

1. Substantiated

An officer conducted a vehicle stop and spoke discourteously to a man. The man said the officer drove up behind him with lights flashing and he pulled to the left shoulder of the highway. While on the side of the highway, the man said the officer cursed at him over the PA system and again when the man provided the officer his license. The officer stated he made every effort to move the man to the right side of the road, and that the man could not hear his profane remarks due to the noise of the traffic and that his police cruiser's windows were up. Video footage from the dashboard camera shows the officer using profanity in trying to get the man to pull over to the right side of the road. The tone and volume of the commands suggests the officer made profane remarks via the PA system so the man could hear them. The investigation determined the officer made discourteous statements to the man and the Board Substantiated the allegation.

2. Unsubstantiated

An officer rejected the complaint of a man from an earlier incident with different officers. The man entered a stationhouse wanting to make a complaint against officers who issued him a summons that he did not believe he deserved. The man said the officer told him he could not do anything about the man's complaint. The officer did not recall saying those words, and instead stated he intended to retrieve the civilian complaint forms for the man to fill out, but the man left the stationhouse before he had a chance to do so. With no other witnesses to the incident, the investigation was not able to determine with a preponderance of evidence what was said. As a result, the Board Unsubstantiated the allegation.

3. Unfounded

An officer allegedly spit in a man's facing during a verbal exchange. The man testified he returned home around 1am and had to call his wife on the apartment keypad to buzz him in since he had forgotten his keys. The man noticed several officers in the lobby once he entered

the apartment building. When the man asked the officers what was going on, one of the officers allegedly approached him yelling and then purposefully spit in his face. The officer stated they observed the man in the vestibule leaning on the keypad buzzer around 4am. When the officer held the door for the other officers to leave the building, they inform the man, who at that point had not noticed the officers, the door to the lobby was open. The officer testified the man aggressively approached and asked what the officers' purpose was in the building. Video footage shows an officer holding the door for the man and the man only becoming aware of the officers when they gesture that the door is open. The video depicts the man approaching the officer in an aggressive motion, and at no point does it appear that the officer purposefully spit in the man's face. The investigation found multiple credibility issue with the man's testimony, from not being able to remember the time the incident took place, providing multiple explanations for what he was doing before the incident, along with different accounts for how he entered the building. The investigation found the officer did not spit in the man's face and the Board recommended to Unfound the allegation.

4. Exonerated

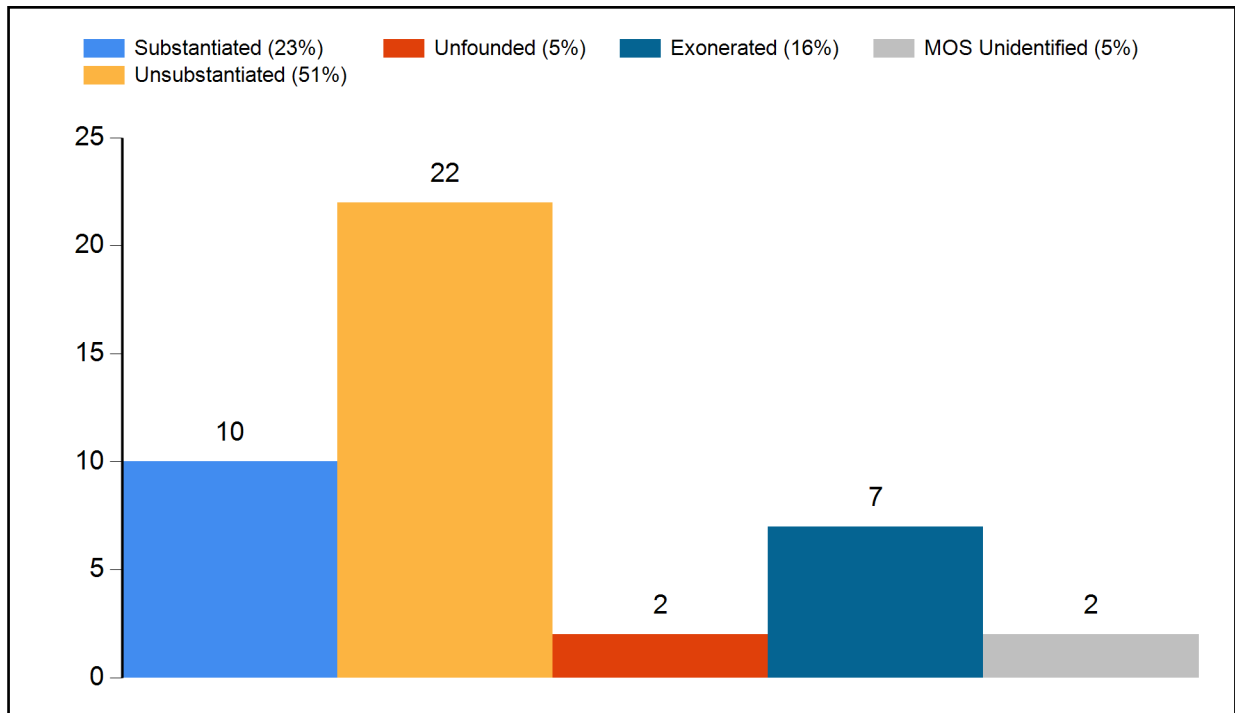
Officers deployed their tasers on a man who refused to leave a building. The man testified he was upset. He did not remember the officers asking him to leave the building, he did remember telling the officers he would not leave without his discharge papers. Furthermore, the man acknowledged he was larger than any of the officers present and did not allow the officers to bring him to the ground when they tried. Based on the 911 call, the officers responding to the incident believed the man to be an Emotionally Disturbed Person, and upon arriving they all believed the man to be under the influence of some intoxicant due to his aggressive behavior. The officers said the man refused their requests to leave the building or to be taken to a hospital. The officers testified the man resisted their attempts to handcuffs him and both the officers that deployed their taser justified doing so saying it would cause the least amount of damage to everyone. Two independent witnesses consistently testified the man resisted the officers' attempts to handcuff him and continued to resist after being tasered the first time. Given the circumstances, the discharge of the first taser was justified due to the man's resistance and size difference compared to the officers, but it was not enough to gain control. The investigation found the escalation of force with the second discharge of the taser was a reasonable effort to get the man in handcuffs. Due to the man's notable resistance, the officers were justified in using physical force and tasers to get the man to psychiatric care. As a result, the Board Exonerated the force allegations.

5. Officer Unidentified

Officers pointed their firearms at a man and entered the couple's apartment. The man and woman said they opened their bedroom door when they saw a light shining through and four to eight officers with guns pointed at the man ordered them out of their apartment. After the officers left their apartment, the couple returned to their room and saw that the officers had rearranged the contents of the room. The couple provided differing testimonies on the race, size and uniforms of the officers involved. The investigation determined there were officers at that location to investigate an incident. However, the couple provided descriptions that do not match the responding officers; those officers have no recollection of the incident in question or memo book entries specific to what the couple reported. Given these factors, there is no preponderance of evidence to definitively identify any of the officers as the subjects of the incident and the allegations were closed as Officer Unknown.

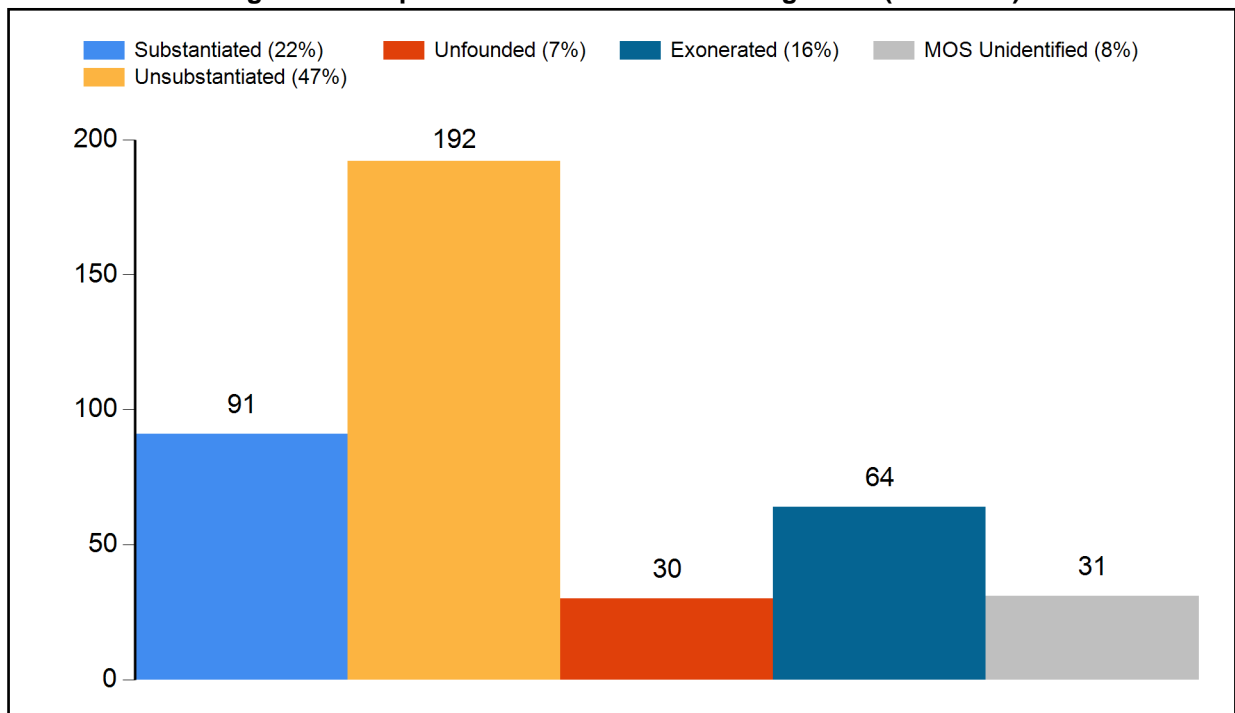
Dispositions - Full Investigations

Figure 19: Disposition Counts of Full Investigations (April 2017)



Due to the reconsideration process, counts are subject to change.

Figure 20: Disposition Counts of Full Investigations (YTD 2017)



Due to the reconsideration process, counts are subject to change.

Dispositions - All CCRB Cases

In addition to full investigations, CCRB cases can also be closed through mediation and truncation. The following table lists all the CCRB case closures for the current month and year-to-date.

Figure 21: Disposition of Cases (2016 vs 2017)

	Apr 2016		Apr 2017		YTD 2016		YTD 2017	
	Count	%of Total	Count	%of Total	Count	%of Total	Count	%of Total
Full Investigations								
Substantiated	37	29%	10	23%	148	27%	91	22%
Exonerated	24	19%	7	16%	73	13%	64	16%
Unfounded	13	10%	2	5%	60	11%	30	7%
Unsubstantiated	47	37%	22	51%	226	42%	192	47%
MOS Unidentified	7	5%	2	5%	34	6%	31	8%
Total - Full Investigations	128		43		541		408	
Mediation Closures	Count	%of Total	Count	%of Total	Count	%of Total	Count	%of Total
Mediated	22	49%	15	100%	79	54%	60	61%
Mediation Attempted	23	51%	0	0%	67	46%	39	39%
Total - ADR Closures	45		15		146		99	
Resolved Case Total	173	50%	58	24%	687	46%	507	41%
Truncations / Other Closures	Count	%of Total	Count	%of Total	Count	%of Total	Count	%of Total
Complaint withdrawn	34	20%	53	29%	155	19%	196	27%
Complainant/Victim/Witness uncooperative	101	58%	89	49%	475	59%	397	54%
Complainant/Victim/Witness unavailable	30	17%	37	20%	138	17%	120	16%
Victim unidentified	1	1%	1	1%	13	2%	10	1%
Miscellaneous	0	0%	0	0%	0	0%	1	0%
Administrative closure*	7	4%	1	1%	21	3%	5	1%
Total - Other Case Dispositions	173		181		802		729	
Total - Closed Cases	346		239		1489		1236	

*Administrative closure is a special category that deals with NYPD's Internal Affairs Bureau-referred cases or spin off cases with no complainant/victim, and in which CCRB attempts to locate or identify a complainant/victim has yielded no results.

Dispositions - Allegations

“Allegations” are different than “cases.” A case or complaint is based on an incident and may contain one or more allegations of police misconduct. The allegation substantiation rate is 12% for the month of April 2017, and the allegation substantiation rate is 12% year-to-date. The type of allegation the CCRB is most likely to substantiate is Abuse of Authority – substantiating 17% of such allegations during April 2017, and 15% for the year.

Figure 22: Disposition of Allegations (2016 vs 2017)

	Apr 2016		Apr 2017		YTD 2016		YTD 2017	
Fully Investigated Allegations	Count	%of Total	Count	%of Total	Count	%of Total	Count	%of Total
Substantiated	81	16%	21	12%	372	16%	216	12%
Unsubstantiated	191	37%	86	49%	940	39%	735	40%
Unfounded	59	11%	7	4%	266	11%	172	9%
Exonerated	148	28%	46	26%	586	25%	487	26%
MOS Unidentified	43	8%	15	9%	227	9%	236	13%
Total - Full Investigations	522		175		2391		1846	

Mediation Closures	Count	%of Total	Count	%of Total	Count	%of Total	Count	%of Total
Mediated	42	38%	30	100%	175	53%	131	64%
Mediation Attempted	69	62%	0	0%	153	47%	74	36%
Total - ADR Closures	111		30		328		205	

Truncations / Other Closures	Count	%of Total	Count	%of Total	Count	%of Total	Count	%of Total
Complaint withdrawn	71	18%	131	28%	316	16%	417	24%
Complainant/Victim/Witness uncooperative	241	62%	241	52%	1245	64%	1071	61%
Complainant/Victim/Witness unavailable	66	17%	83	18%	309	16%	245	14%
Victim unidentified	2	1%	3	1%	30	2%	22	1%
Miscellaneous	0	0%	0	0%	11	1%	5	0%
Administrative closure	11	3%	2	0%	26	1%	8	0%
Total - Other Case Dispositions	391		460		1937		1768	

Total - Closed Allegations	1059	691	4873	3980
-----------------------------------	-------------	------------	-------------	-------------

Figure 23: Disposition of Allegations By FADO Category (April 2017)

	Substantiated	Unsubstantiated	Exonerated	Unfounded	Officers Unidentified	Total
Force	0 0%	16 44%	14 39%	3 8%	3 8%	36 100%
Abuse of Authority	18 17%	45 42%	32 30%	1 1%	11 10%	107 100%
Discourtesy	3 10%	22 76%	0 0%	3 10%	1 3%	29 100%
Offensive Language	0 0%	3 100%	0 0%	0 0%	0 0%	3 100%
Total	21 12%	86 49%	46 26%	7 4%	15 9%	175 100%

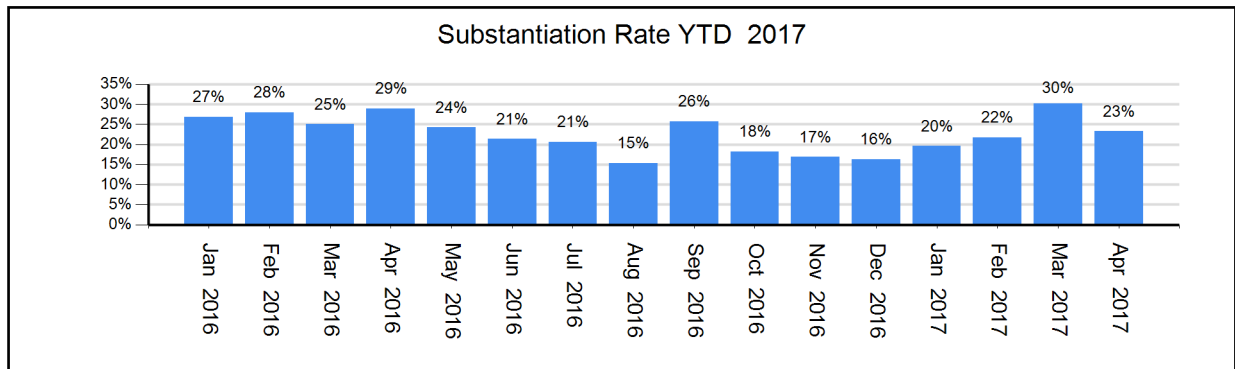
Figure 24: Disposition of Allegations By FADO Category (YTD 2017)

	Substantiated	Unsubstantiated	Exonerated	Unfounded	Officers Unidentified	Total
Force	28 6%	165 34%	164 34%	76 16%	53 11%	486 100%
Abuse of Authority	155 15%	358 36%	312 31%	51 5%	130 13%	1006 100%
Discourtesy	27 9%	181 62%	11 4%	32 11%	40 14%	291 100%
Offensive Language	6 10%	31 49%	0 0%	13 21%	13 21%	63 100%
Total	216 12%	735 40%	487 26%	172 9%	236 13%	1846 100%

Substantiation Rates

The April 2017 case substantiation rate was 23%.

Figure 25: Percentage of Cases Substantiated (January 2016 - April 2017)

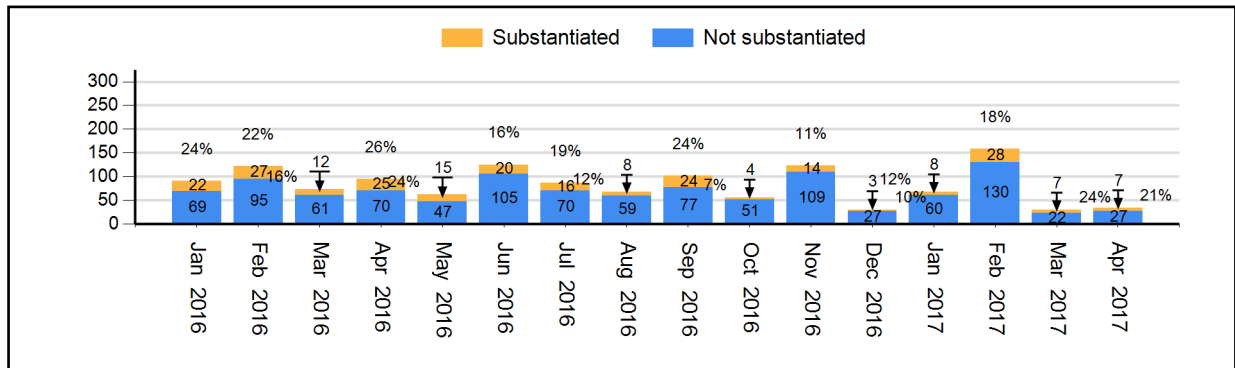


Due to the reconsideration process, counts are subject to change.

Substantiation Rates and Video

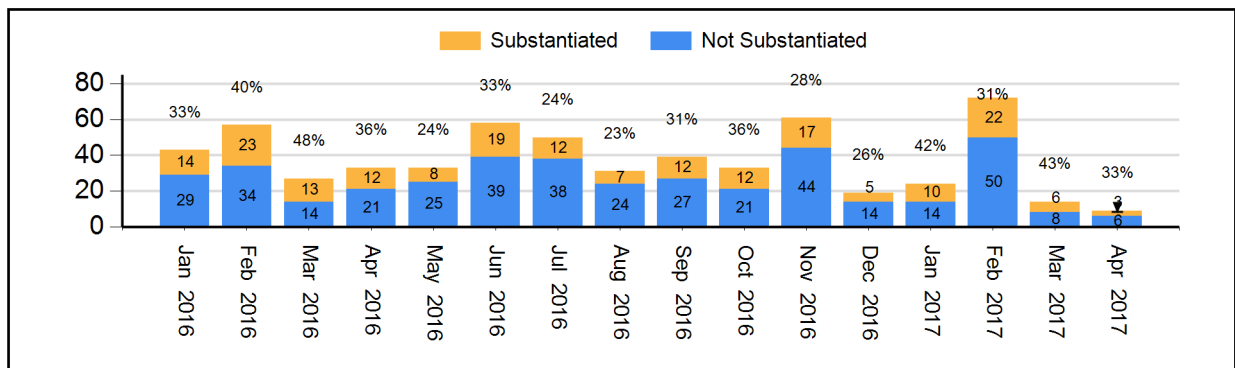
In general, investigations relying on video evidence from security cameras or personal devices result in much higher substantiation rates.

Figure 26: Substantiation Rates for Full Investigations without Video (Jan 2017 - Apr 2017) (% substantiated shown)



Due to the reconsideration process, counts are subject to change.

Figure 27: Substantiation Rates for Full Investigations with Video (Jan 2017 - Apr 2017) (% substantiated shown)



Due to the reconsideration process, counts are subject to change.

Board Discipline Recommendations for Substantiated Complaints

After a CCRB investigative team has completed its investigation and recommended the substantiation of a complaint against an officer, a panel of three Board members determines whether or not to substantiate the allegation and make a disciplinary recommendation.

- “Charges and Specifications” are recommended for the most serious allegations of misconduct. Charges launch an administrative trial in the NYPD Trial Room. An officer may lose vacation days, be suspended, or terminated if he is found guilty.
- “Instructions” or “Formalized Training” are the least severe discipline, often recommended for officers who misunderstand a policy. This determination results in training at the command level (Instructions) or training at the Police Academy or NYPD Legal Bureau (Formalized Training).
- “Command Discipline” is recommended for misconduct that is more problematic than poor training, but does not rise to the level of Charges. An officer can lose up to ten vacation days as a result of a Command Discipline.
- When the Board has recommended Instructions, Formalized Training or Command Discipline, the case is sent to the NYPD Commissioner to impose training and/or other penalties, while cases where the Board recommends charges are prosecuted by the CCRB’s Administrative Prosecution Unit.

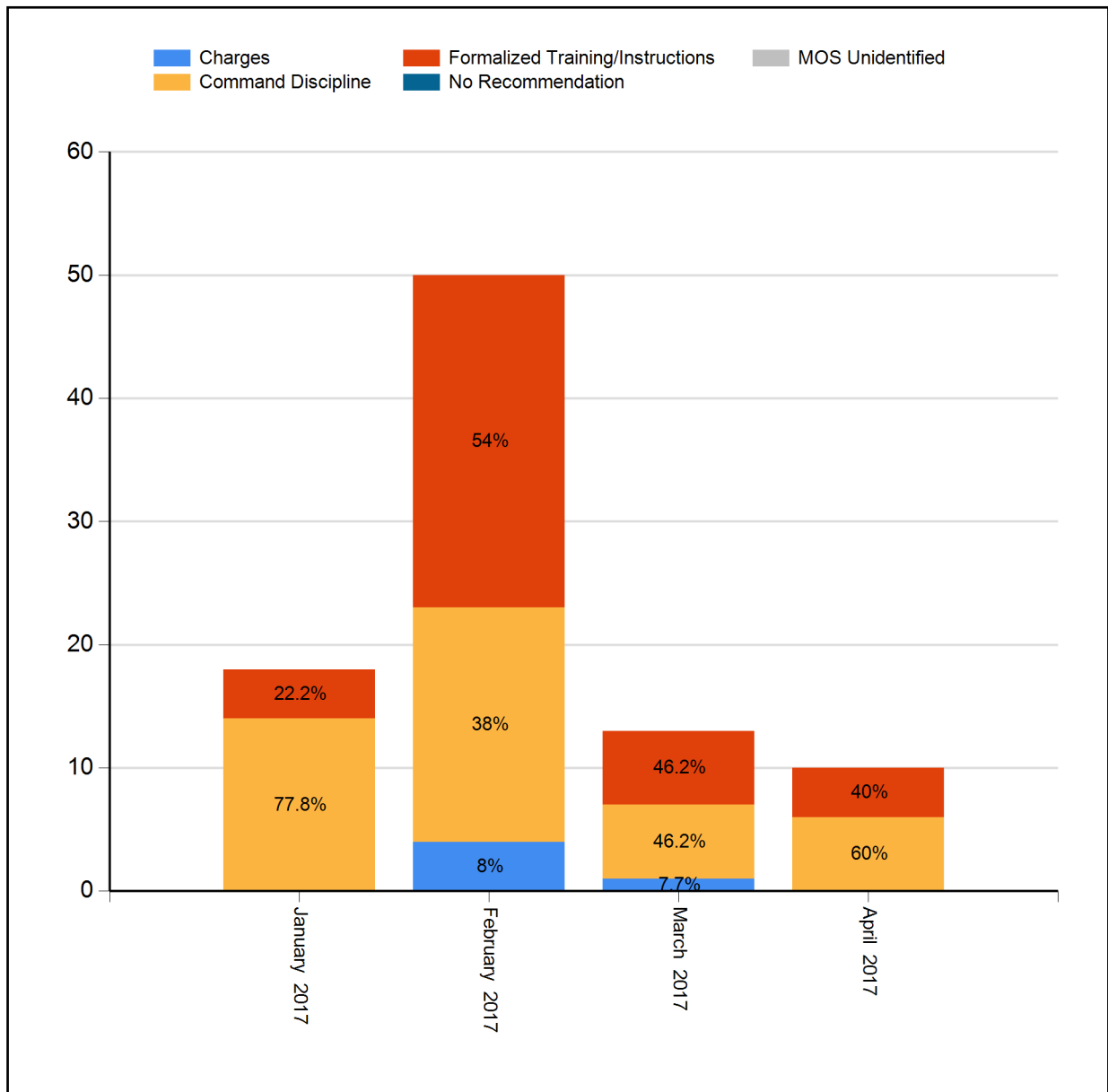
Figure 28: Board Discipline Recommendations For Substantiated Complaints*
(Apr 2016, Apr 2017, YTD 2016, YTD 2017)

Disposition	April 2016		April 2017		YTD 2016		YTD 2017	
	Count	%of Total	Count	%of Total	Count	%of Total	Count	%of Total
Charges	4	11%	0	0%	21	14%	5	5%
Command Discipline	16	43%	6	60%	68	46%	45	49%
Formalized Training	17	46%	4	40%	56	38%	29	32%
Instructions	0	0%	0	0%	3	2%	12	13%
MOS Unidentified	0	0%	0	0%	0	0%	0	0%
Total	37		10		148		91	

Due to the reconsideration process, counts are subject to change.

* A complaint containing a number of substantiated allegations against a number of different officers will typically generate a variety of different disciplinary recommendations. To determine the disciplinary recommendation associated with the complaint as a whole, the CCRB uses the most severe disciplinary recommendation made. The order of severity is: 1) Charges 2) Command Discipline 3) Formalized Training 4) Instructions.

Figure 29: Board Discipline Recommendations For Substantiated Complaints* (2017)



Due to the reconsideration process, counts are subject to change.

* A complaint containing a number of substantiated allegations against a number of different officers will typically generate a variety of different disciplinary recommendations. To determine the disciplinary recommendation associated with the complaint as a whole, the CCRB uses the most severe disciplinary recommendation made. The order of severity is: 1) Charges 2) Command Discipline 3) Formalized Training 4) Instructions.

Board Discipline Recommendations for Officers with Substantiated Allegations

A substantiated CCRB complaint may generate multiple substantiated allegations against multiple officers. Each substantiated allegation will carry its own discipline recommendation from the CCRB Board.

The following table presents the number of officers against whom discipline recommendations have been made as a result of a substantiated CCRB complaint. Where there are multiple substantiated allegations with multiple disciplinary recommendations for an officer in a complaint, the most severe disciplinary recommendation is used to determine the overall recommendation for that officer.

Figure 30: Board Discipline Recommendations for Officers with Substantiated Allegations*
(Apr 2016, Apr 2017, YTD 2016, YTD 2017)

Disposition	April 2016		April 2017		YTD 2016		YTD 2017	
	Count	%of Total	Count	%of Total	Count	%of Total	Count	%of Total
Charges	6	12%	0	0%	30	13.6%	5	3.8%
Command Discipline	20	40%	8	61.5%	96	43.6%	68	52.3%
Formalized Training	24	48%	5	38.5%	89	40.5%	42	32.3%
Instructions	0	0%	0	0%	5	2.3%	15	11.5%
MOS Unidentified	0	0%	0	0%	0	0%	0	0%
Total	50		13		220		130	

Due to the reconsideration process, counts are subject to change.

* The counts in this table reflect the number of distinct MOS with a substantiated allegation in each complaint.

Figure 31: Substantiated Allegations By Borough and NYPD Precinct (April 2017)

The figures in this table reflect all substantiated allegations for each MOS.

Board Disposition	FADO Category	Allegation	Precinct of Occurrence	Borough of Occurrence
Substantiated (Command Discipline A)	Abuse of Authority	Threat of arrest	20	Manhattan
Substantiated (Command Discipline A)	Abuse of Authority	Refusal to provide name/shield number	20	Manhattan
Substantiated (Formalized Training)	Abuse of Authority	Refusal to provide name/shield number	24	Manhattan
Substantiated (Command Discipline A)	Abuse of Authority	Strip-searched	25	Manhattan
Substantiated (Command Discipline B)	Abuse of Authority	Threat of arrest	40	Bronx
Substantiated (Command Discipline B)	Abuse of Authority	Threat of force (verbal or physical)	40	Bronx
Substantiated (Command Discipline B)	Discourtesy	Word	40	Bronx
Substantiated (Command Discipline B)	Discourtesy	Word	40	Bronx
Substantiated (Command Discipline B)	Abuse of Authority	Search (of person)	44	Bronx
Substantiated (Command Discipline B)	Abuse of Authority	Search (of person)	44	Bronx
Substantiated (Command Discipline B)	Abuse of Authority	Search (of person)	44	Bronx
Substantiated (Command Discipline B)	Abuse of Authority	Search (of person)	44	Bronx
Substantiated (Command Discipline B)	Abuse of Authority	Stop	44	Bronx
Substantiated (Command Discipline B)	Abuse of Authority	Question	44	Bronx
Substantiated (Formalized Training)	Abuse of Authority	Premises entered and/or searched	46	Bronx
Substantiated (Command Discipline B)	Abuse of Authority	Other	48	Bronx
Substantiated (Command Discipline B)	Abuse of Authority	Other	48	Bronx
Substantiated (Formalized Training)	Abuse of Authority	Frisk	75	Brooklyn
Substantiated (Formalized Training)	Abuse of Authority	Stop	75	Brooklyn
Substantiated (Command Discipline A)	Discourtesy	Word	105	Queens
Substantiated (Formalized Training)	Abuse of Authority	Other	114	Queens

Truncations

A “truncation” is a case that is not fully investigated, either because the complainant/victim withdraws the complaint; is uncooperative with the investigation; is not available for the investigative team to interview; or is never identified. The CCRB constantly seeks to lower the number of truncations.

Figure 32: Truncated Allegations (April 2017)

	Withdrawn	Uncooperative	Unavailable	Civilian Unidentified	Total
Force	30	64	23	0	117
Abuse of Authority	72	131	47	0	250
Discourtesy	23	34	10	2	69
Offensive Language	6	12	3	1	22
Total	131	241	83	3	458

Figure 33: Truncated CCRB Complaints (April 2017)

	Withdrawn	Uncooperative	Unavailable	Civilian Unidentified	Total
Total	53	89	37	1	180

Figure 34: Truncated Allegations (YTD 2017)

	Withdrawn	Uncooperative	Unavailable	Civilian Unidentified	Total
Force	95	256	86	7	444
Abuse of Authority	239	622	125	11	997
Discourtesy	71	150	23	2	246
Offensive Language	12	43	11	2	68
Total	417	1071	245	22	1755

Figure 35: Truncated CCRB Complaints (YTD 2017)

	Withdrawn	Uncooperative	Unavailable	Civilian Unidentified	Total
Total	196	397	120	10	723

Complaints Against Officers Assigned to Police Service Areas

The Police Service Areas (PSA) are commands that police New York City Housing Developments throughout the five boroughs. PSA complaints are defined as complaints that contain at least one FADO allegation against an officer assigned to a PSA command.

Figure 36: PSA Complaints Closed as % of Total Complaints Closed

	Apr 2016	Apr 2017	YTD 2016	YTD 2017
PSA Complaints	9	6	60	39
Total Complaints	346	239	1489	1236
PSA Complaints as % of Total	2.6%	2.5%	4.0%	3.2%

A single PSA complaint may contain allegations against multiple officers assigned to multiple PSA commands. The following table breaks out the different PSAs and shows the number of officers assigned to each PSA against whom FADO allegations have been made.

Figure 37: Closed Complaints Against Officers Assigned to a PSA

	Apr 2016	Apr 2017	YTD 2016	YTD 2017
PSA 1	0	0	13	1
PSA 2	3	0	13	8
PSA 3	2	5	7	13
PSA 4	6	0	18	4
PSA 5	0	7	5	16
PSA 6	1	0	11	8
PSA 7	2	2	13	14
PSA 8	1	0	7	2
PSA 9	0	0	9	4
Total	15	14	96	70

Complaints typically contain more than one allegation. The following table shows the allegations made against officers assigned to PSA commands broken out by FADO type.

Figure 38: Closed Allegations Against Officers Assigned to a PSA by FADO Type

	Apr 2016		Apr 2017		YTD 2016		YTD 2017	
	Count	% of Total	Count	% of Total	Count	% of Total	Count	% of Total
Force (F)	11	52%	8	53%	47	34%	23	24%
Abuse of Authority (A)	8	38%	6	40%	61	44%	52	54%
Discourtesy (D)	2	10%	1	7%	25	18%	17	18%
Offensive Language (O)	0	0%	0	0%	6	4%	4	4%
Total	21	100%	15	100%	139	100%	96	100%

Dispositions of Officers Assigned to PSAs

The following tables show the Board disposition of officers assigned to a PSA with a FADO allegation made against them.

Figure 39: Disposition of PSA Officers (2016 vs 2017)

	Apr 2016		Apr 2017		YTD 2016		YTD 2017	
Full Investigations	Count	%of Total	Count	%of Total	Count	%of Total	Count	%of Total
Substantiated	1	12%	0	0%	9	17%	14	33%
Exonerated	4	50%	4	57%	14	26%	13	31%
Unfounded	0	0%	0	0%	6	11%	0	0%
Unsubstantiated	3	38%	3	43%	24	45%	15	36%
MOS Unidentified	0	0%	0	0%	0	0%	0	0%
Total - Full Investigations	8		7		53		42	
Mediation Closures	Count	%of Total	Count	%of Total	Count	%of Total	Count	%of Total
Mediated	0	0%	0	0%	3	21%	3	60%
Mediation Attempted	4	100%	0	0%	11	79%	2	40%
Total - ADR Closures	4		0		14		5	
Resolved Case Total	12	80%	7	50%	67	70%	47	67%
Truncations / Other Closures	Count	%of Total	Count	%of Total	Count	%of Total	Count	%of Total
Complaint withdrawn	0	0%	3	43%	3	10%	7	30%
Complainant/Victim/Witness uncooperative	0	0%	4	57%	21	72%	14	61%
Complainant/Victim/Witness unavailable	1	33%	0	0%	2	7%	2	9%
Victim unidentified	0	0%	0	0%	0	0%	0	0%
Miscellaneous	0	0%	0	0%	1	3%	0	0%
Administrative closure*	2	67%	0	0%	2	7%	0	0%
Total - Other Case Dispositions	3		7		29		23	
Total - Closed Cases	15		14		96		70	

*Administrative closure is a special category that deals with NYPD's Internal Affairs Bureau-referred cases or spin off cases with no complainant/victim, and in which CCRB attempts to locate or identify a complainant/victim has yielded no results.

Mediation Unit

Whenever mediation between a complainant/victim and subject officer is suitable, it is offered by CCRB investigators. If the complainant/victim and subject officer both agree to participate, a neutral, third-party mediator facilitates a conversation between the parties. “Mediation Attempted” refers to a situation in which an officer agrees to mediate and the complainant becomes unavailable (after the complainant initially agreed to mediation). The chart below indicates the number of mediations and attempted mediations in April and this year.

Figure 40: Mediated Complaints Closed

	April 2017			YTD 2017		
	Mediated	Mediation Attempted	Total	Mediated	Mediation Attempted	Total
Mediated Complaints	15	0	15	60	39	99

Figure 41: Mediated FADO Allegations Closed

	April 2017			YTD 2017		
	Mediated	Mediation Attempted	Total	Mediated	Mediation Attempted	Total
Force	3	0	3	6	4	10
Abuse of Authority	20	0	20	89	43	132
Discourtesy	6	0	6	33	20	53
Offensive Language	1	0	1	3	7	10
Total	30	0	30	131	74	205

Figure 42: Mediated Complaints By Borough (April 2017)

	Mediations
Bronx	4
Brooklyn	2
Manhattan	6
Queens	3
Staten Island	0

Figure 43: Mediated Allegations By Borough (April 2017)

	Mediations
Bronx	9
Brooklyn	6
Manhattan	11
Queens	4
Staten Island	0

**Figure 44: Mediated Complaints By Precinct
(Apr 2017 - YTD 2017)**

Precinct	Apr 2017	YTD 2017	Precinct	Apr 2017	YTD 2017
1	0	1	67	0	1
6	1	1	70	0	1
7	0	1	72	0	2
13	0	1	73	0	1
14	0	1	75	1	3
18	1	1	77	0	1
25	1	1	79	1	2
28	0	2	81	0	4
30	2	2	88	0	1
32	1	1	94	0	1
33	0	1	100	0	1
41	0	1	101	0	1
42	0	1	102	1	1
43	1	1	103	1	1
44	1	3	104	0	1
45	1	3	105	0	1
47	0	2	115	1	1
50	0	2	120	0	1
52	1	3	121	0	2
66	0	3	122	0	1

**Figure 45: Mediated Allegations By Precinct
(Apr 2017 - YTD 2017)**

Precinct	Apr 2017	YTD 2017	Precinct	Apr 2017	YTD 2017
1	0	2	67	0	1
6	2	2	70	0	4
7	0	7	72	0	3
13	0	1	73	0	3
14	0	3	75	1	10
18	3	3	77	0	3
25	1	1	79	5	6
28	0	3	81	0	4
30	3	3	88	0	1
32	2	2	94	0	2
33	0	3	100	0	1
41	0	2	101	0	1
42	0	1	102	2	2
43	4	4	103	1	1
44	1	3	104	0	4
45	1	11	105	0	2
47	0	3	115	1	1
50	0	5	120	0	1
52	3	11	121	0	6
66	0	4	122	0	1

Administrative Prosecution Unit

The CCRB's Administrative Prosecution Unit (APU) prosecutes police misconduct cases, when the Board has recommended charges, in the NYPD Trial Room. The APU is also able to offer pleas to officers who admit guilt rather than going to trial. Following a plea agreement or the conclusion of a disciplinary trial, cases are sent to the Police Commissioner for final penalties.

Figure 46: Administrative Prosecution Unit Case Closures

Disposition Category	Prosecution Disposition	Apr 2017	YTD 2017
Disciplinary Action	Not guilty after trial but Discipline Imposed	0	0
	Guilty after trial	2	10
	Trial verdict dismissed by PC, Comm. Disc. A imposed	0	0
	Trial verdict dismissed by PC, Comm. Disc. B imposed	0	0
	Trial verdict dismissed by PC, Formalized Training imposed	0	0
	Trial verdict dismissed by PC, Instructions imposed	0	0
	Trial verdict reversed by PC, Final verdict Guilty	0	0
	Resolved by plea	0	13
	Plea set aside, Comm. Disc. B	0	0
	Plea set aside, Comm. Disc. A	0	0
	Plea set aside, Formalized Training	0	0
	Plea set aside, Instructions	0	0
	*Retained, with discipline	0	1
	Disciplinary Action Total	2	24
No Disciplinary Action	Not guilty after trial	3	12
	Trial verdict reversed by PC, Final verdict Not Guilty	0	0
	Plea set aside, Without discipline	0	0
	**Retained, without discipline	0	1
	Dismissed by APU	0	0
	SOL Expired in APU	0	0
	No Disciplinary Action Total	3	13
Not Adjudicated	Charges not filed	0	0
	Deceased	0	0
	Other	0	0
	***Previously adjudicated, with discipline	0	0
	***Previously adjudicated, without discipline	0	0
	†Reconsidered by CCRB Board	0	2
	Retired	0	0
	SOL Expired prior to APU	0	0
	Not Adjudicated Total	0	2
	Total Closures	5	39

*Retained cases are those where the Department kept jurisdiction pursuant to Section 2 of the April 2, 2012 Memorandum of Understanding between the NYPD and the CCRB.

** When the Department keeps jurisdiction pursuant to Section 2 and does not impose any discipline on the officer, it is the equivalent of a category referred to as DUP.

*** In some case, the Department conducts their own investigation and prosecution prior to the completion of the CCRB's investigation. In those cases, the APU does not conduct a second prosecution.

† Under the Board's reconsideration process, an officer who has charges recommended as the penalty for a substantiated allegation may have the recommended penalty changed to something other than charges or have the allegation disposition changed to something other than substantiated. In those cases, the APU ceases its prosecution.

NYPD Discipline

Under the New York City Charter, the Police Commissioner makes the final decision regarding discipline and the outcome of disciplinary trials.

The first chart reflects NYPD-imposed discipline for cases brought by the APU (Charges).

The chart on the following page reflects cases referred to the Police Commissioner where the Board recommended Command Discipline, Formalized Training or Instructions.

Figure 47: NYPD Discipline Imposed for Adjudicated APU Cases

Discipline*	April 2017	YTD 2017
Terminated	0	0
Suspension for or loss of vacation time of 31 or more days and/or Dismissal Probation	0	0
Suspension for or loss of vacation time of 21 to 30 days	0	2
Suspension for or loss of vacation time of 11 to 20 days	0	7
Suspension for or loss of vacation time of 1 to 10 days	1	13
Command Discipline B	0	0
Command Discipline A	0	0
Formalized Training**	0	1
Instructions***	0	0
Warned & admonished/Reprimanded	1	1
Disciplinary Action† Total	2	24
No Disciplinary Action†	3	13
Adjudicated Total	5	37
Discipline Rate	40%	65%
Not Adjudicated† Total	0	2
Total Closures	5	39

*Where more than one penalty is imposed on a respondent, it is reported under the more severe penalty.

** Formalized training is conducted by the Police Academy, the NYPD Legal Bureau, or other NYPD Unit.

*** Instructions are conducted at the command level.

† The case closure types that define the "Disciplinary Action", "No Disciplinary Action" and "Not Adjudicated" categories are listed in Figure 43 on the previous page.

Figure 48: NYPD Discipline Imposed for Non-APU Cases

Disposition	Disposition Type*	April 2017	YTD 2017
Disciplinary Action	Terminated	0	0
	Suspension for or loss of vacation time of 31 or more days and/or Dismissal Probation	0	0
	Suspension for or loss of vacation time of 21 to 30 days	0	0
	Suspension for or loss of vacation time of 11 to 20 days	0	0
	Suspension for or loss of vacation time of 1 to 10 days	0	0
	Command Discipline B	1	5
	Command Discipline A	11	42
	Formalized Training**	11	38
	Instructions***	3	9
	Warned & admonished/Reprimanded	0	0
	Total	26	94
No Disciplinary Action	Filed ††	1	3
	SOL Expired	0	0
	Department Unable to Prosecute†††	5	23
	Total	6	26
	Discipline Rate	81%	78%
	DUP Rate	16%	19%

*Where the respondent is found guilty of charges, and the penalty imposed would fall into more than one of the above listed categories, it is reported under the more severe penalty.

** Formalized training is conducted by the Police Academy, the NYPD Legal Bureau, or other NYPD Unit.

*** Instructions are conducted at the command level.

† This verdict relates to a trial conducted by DAO on a case decided by the Board prior to the activation of the APU.

†† "Filed" is a term used when the police department is not required to take action against the subject officer because the officer has resigned or retired from the department, or has been terminated.

††† When the department decides that it will not discipline an officer against whom the Board recommended discipline other than charges, those cases are referred to as "Department Unable to Prosecute," or DUP.

Figure 49: NYPD Discipline Imposed for Allegations - Non-APU Cases (April 2017)

Board Disposition	FADO Type	Allegation	Precinct	Borough	NYPD Discipline
Substantiated (Command Discipline B)	A	Retaliatory summons	6	Manhattan	No Discipline
Substantiated (Command Discipline B)	A	Retaliatory summons	6	Manhattan	Command Discipline A
Substantiated (Formalized Training)	A	Frisk	10	Manhattan	No Discipline
Substantiated (Command Discipline A)	A	Vehicle search	32	Manhattan	Command Discipline A
Substantiated (Command Discipline A)	A	Other	32	Manhattan	Command Discipline A
Substantiated (Command Discipline A)	A	Other	32	Manhattan	Command Discipline A
Substantiated (Command Discipline A)	D	Word	32	Manhattan	Command Discipline A
Substantiated (Command Discipline A)	A	Frisk	32	Manhattan	Command Discipline A
Substantiated (Command Discipline B)	A	Refusal to provide name/shield number	33	Manhattan	Command Discipline A
Substantiated (Formalized Training)	A	Refusal to provide name/shield number	33	Manhattan	Formalized Training
Substantiated (Command Discipline A)	A	Refusal to provide name/shield number	33	Manhattan	Command Discipline A
Substantiated (Command Discipline A)	A	Refusal to provide name/shield number	33	Manhattan	Instructions
Substantiated (Formalized Training)	D	Action	33	Manhattan	Formalized Training
Substantiated (Command Discipline A)	A	Frisk	33	Manhattan	Formalized Training
Substantiated (Command Discipline A)	A	Frisk	33	Manhattan	Command Discipline A
Substantiated (Command Discipline A)	A	Frisk	33	Manhattan	Formalized Training
Substantiated (Command Discipline A)	A	Search (of person)	33	Manhattan	Command Discipline A
Substantiated (Command Discipline B)	A	Stop	33	Manhattan	Command Discipline A
Substantiated (Command Discipline A)	A	Stop	33	Manhattan	Command Discipline A
Substantiated (Command Discipline A)	A	Stop	33	Manhattan	Formalized Training
Substantiated (Command Discipline A)	A	Stop	33	Manhattan	Formalized Training
Substantiated (Command Discipline A)	A	Vehicle search	43	Bronx	Formalized Training
Substantiated (Command Discipline A)	A	Retaliatory summons	43	Bronx	Formalized Training
Substantiated (Command Lvl Instructions)	E	Race	48	Bronx	Instructions
Substantiated (Formalized Training)	A	Threat of arrest	60	Brooklyn	No Discipline
Substantiated (Formalized Training)	A	Other	60	Brooklyn	No Discipline
Substantiated (Formalized Training)	A	Other	60	Brooklyn	No Discipline
Substantiated (Command Discipline A)	A	Premises entered and/or searched	62	Brooklyn	Command Discipline A
Substantiated (Command Discipline B)	A	Frisk	62	Brooklyn	Command Discipline A
Substantiated (Command Discipline B)	A	Search (of person)	62	Brooklyn	Command Discipline A
Substantiated (Command Discipline B)	A	Stop	62	Brooklyn	Command Discipline A

Board Disposition	FADO Type	Allegation	Precinct	Borough	NYPD Discipline
Substantiated (Command Discipline B)	A	Question	62	Brooklyn	Command Discipline A
Substantiated (Command Discipline B)	F	Nightstick as club (incl asp & baton)	75	Brooklyn	No Discipline
Substantiated (Command Discipline A)	A	Refusal to process civilian complaint	75	Brooklyn	Command Discipline A
Substantiated (Formalized Training)	A	Stop	75	Brooklyn	Formalized Training
Substantiated (Command Discipline B)	A	Stop	75	Brooklyn	No Discipline
Substantiated (Formalized Training)	A	Stop	75	Brooklyn	Formalized Training
Substantiated (Formalized Training)	A	Vehicle search	88	Brooklyn	Formalized Training
Substantiated (Formalized Training)	A	Vehicle search	88	Brooklyn	Formalized Training
Substantiated (Formalized Training)	A	Frisk	88	Brooklyn	Formalized Training
Substantiated (Command Discipline B)	F	Physical force	90	Brooklyn	No Discipline
Substantiated (Formalized Training)	A	Property damaged	94	Brooklyn	Instructions
Substantiated (Command Discipline A)	A	Frisk	103	Queens	Formalized Training
Substantiated (Command Discipline A)	A	Stop	103	Queens	Formalized Training
Substantiated (Command Discipline A)	A	Stop	103	Queens	Command Discipline A
Substantiated (Command Discipline B)	F	Physical force	105	Queens	Command Discipline B
Substantiated (Command Discipline B)	A	Premises entered and/or searched	105	Queens	Command Discipline A
Substantiated (Command Discipline B)	A	Premises entered and/or searched	105	Queens	Command Discipline A
Substantiated (Command Discipline B)	A	Frisk	105	Queens	Command Discipline A
Substantiated (Command Discipline A)	A	Frisk	105	Queens	Formalized Training
Substantiated (Command Discipline A)	A	Stop	105	Queens	Formalized Training
Substantiated (Command Discipline A)	A	Stop	105	Queens	Formalized Training
Substantiated (Command Discipline B)	A	Stop	105	Queens	Command Discipline A
Substantiated (Command Discipline B)	A	Stop	105	Queens	Command Discipline A

Figure 50: NYPD Discipline Imposed for Allegations - APU Adjudicated Cases (April 2017)

Board Disposition	FADO Type	Allegation	Precinct	Borough	NYPD Discipline
Substantiated (Charges)	A	Premises entered and/or searched	40	Bronx	No Discipline
Substantiated (Charges)	A	Premises entered and/or searched	40	Bronx	No Discipline
Substantiated (Charges)	A	Premises entered and/or searched	40	Bronx	No Discipline
Substantiated (Charges)	A	Other	40	Bronx	No Discipline
Substantiated (Charges)	A	Other	40	Bronx	No Discipline
Substantiated (Charges)	A	Other	40	Bronx	No Discipline
Substantiated (Charges)	A	Retaliatory summons	88	Brooklyn	Forfeit vacation 2 day(s)
Substantiated (Charges)	A	Other	88	Brooklyn	Reprimand
Substantiated (Charges)	A	Other	88	Brooklyn	Forfeit vacation 2 day(s)

Appendix

Over the years, the CCRB has made many types of data publicly available. In reorganizing the Monthly Report, we do not intend to remove any valuable information from the public domain. However, the Agency believes that some information is essential to place in the main body of the Monthly Report, while more granular charts and figures are better suited to the Appendix. We welcome you to contact the CCRB at www.nyc.gov or 212-912-7235 if you are having difficulty finding information on CCRB data that was formerly available.

Figure 51: CCRB Open Docket - Age of CCRB Cases Based On Incident Date

	April 2017		March 2017			
	Count	% of Total	Count	% of Total	Change	% Change
Cases 0-4 Months	888	80.9%	799	83.7%	89	11.1%
Cases 5-7 Months	147	13.4%	112	11.7%	35	31.3%
Cases 8 Months	15	1.4%	7	0.7%	8	114.3%
Cases 9 Months	7	0.6%	7	0.7%	0	0.0%
Cases 10 Months	6	0.5%	5	0.5%	1	20.0%
Cases 11 Months	5	0.5%	7	0.7%	-2	-28.6%
Cases 12 Months	7	0.6%	2	0.2%	5	250.0%
Cases 13 Months	5	0.5%	2	0.2%	3	150.0%
Cases 14 Months	1	0.1%	3	0.3%	-2	-66.7%
Cases 15 Months	3	0.3%	1	0.1%	2	200.0%
Cases 16 Months	1	0.1%	3	0.3%	-2	-66.7%
Cases 17 Months	3	0.3%	1	0.1%	2	200.0%
Cases 18 Months	2	0.2%	0	0.0%	2	NA
Cases Over 18 Months	8	0.7%	6	0.6%	2	33.3%
NA	0	0.0%	0	0.0%	0	NA
Total	1098	100.0%	955	100.0%	143	15.0%

Figure 52: CCRB Open Docket - Age of CCRB Cases Based On CCRB Received Date

	April 2017		March 2017			
	Count	% of Total	Count	% of Total	Change	% Change
Cases 0-4 Months	967	88.1%	862	90.3%	105	12.2%
Cases 5-7 Months	102	9.3%	76	8.0%	26	34.2%
Cases 8 Months	9	0.8%	3	0.3%	6	200.0%
Cases 9 Months	2	0.2%	4	0.4%	-2	-50.0%
Cases 10 Months	3	0.3%	3	0.3%	0	0.0%
Cases 11 Months	2	0.2%	1	0.1%	1	100.0%
Cases 12 Months	2	0.2%	0	0.0%	2	NA
Cases 13 Months	1	0.1%	1	0.1%	0	0.0%
Cases 14 Months	1	0.1%	0	0.0%	1	NA
Cases 15 Months	0	0.0%	2	0.2%	-2	NA
Cases 16 Months	2	0.2%	0	0.0%	2	NA
Cases 17 Months	0	0.0%	1	0.1%	-1	NA
Cases 18 Months	1	0.1%	0	0.0%	1	NA
Cases Over 18 Months	6	0.5%	2	0.2%	4	200.0%
NA	0	0.0%	0	0.0%	0	NA
Total	1098	100.0%	955	100.0%	143	15.0%

Figure 53: CCRB Investigations Docket - Age of CCRB Cases Based On Incident Date

	April 2017		March 2017			
	Count	% of Total	Count	% of Total	Change	% Change
Cases 0-4 Months	612	90.5%	583	91.2%	29	5.0%
Cases 5-7 Months	31	4.6%	36	5.6%	-5	-13.9%
Cases 8 Months	6	0.9%	3	0.5%	3	100.0%
Cases 9 Months	3	0.4%	2	0.3%	1	50.0%
Cases 10 Months	2	0.3%	1	0.2%	1	100.0%
Cases 11 Months	1	0.1%	3	0.5%	-2	-66.7%
Cases 12 Months	4	0.6%	1	0.2%	3	300.0%
Cases 13 Months	3	0.4%	1	0.2%	2	200.0%
Cases 14 Months	1	0.1%	1	0.2%	0	0.0%
Cases 15 Months	1	0.1%	1	0.2%	0	0.0%
Cases 16 Months	1	0.1%	3	0.5%	-2	-66.7%
Cases 17 Months	3	0.4%	1	0.2%	2	200.0%
Cases 18 Months	2	0.3%	0	0.0%	2	NA
Cases Over 18 Months	6	0.9%	3	0.5%	3	100.0%
NA	0	0.0%	0	0.0%	0	NA
Total	676	100.0%	639	100.0%	37	5.8%

Figure 54: CCRB DA Hold Docket - Age of CCRB Cases Based On Incident Date

	April 2017	
	Count	% of Total
Cases 0-4 Months	5	38.5%
Cases 5-7 Months	3	23.1%
Cases 8 Months	1	7.7%
Cases 9 Months	1	7.7%
Cases 10 Months	0	0.0%
Cases 11 Months	0	0.0%
Cases 12 Months	0	0.0%
Cases 13 Months	0	0.0%
Cases 14 Months	0	0.0%
Cases 15 Months	0	0.0%
Cases 16 Months	0	0.0%
Cases 17 Months	0	0.0%
Cases 18 Months	0	0.0%
Cases Over 18 Months	3	23.1%
NA	0	0.0%
Total	13	100.0%

Figure 55: Disposition of Force Allegations (YTD 2017)

Force Allegation	Substantiated		Exonerated		Unsubstantiated		Unfounded		Officer Unidentified		Miscellaneous	
	Count	%	Count	%	Count	%	Count	%	Count	%	Count	%
Gun Pointed	2	6.7%	14	46.7%	5	16.7%	3	10%	6	20%	0	0%
Gun fired	0	0.0%	0	0.0%	0	0.0%	0	0.0%	0	0.0%	0	0.0%
Nightstick as club (incl asp & baton)	1	11.1%	2	22.2%	1	11.1%	1	11.1%	4	44.4%	0	0%
Gun as club	1	25%	0	0%	0	0%	1	25%	2	50%	0	0%
Radio as club	0	0%	0	0%	1	100%	0	0%	0	0%	0	0%
Flashlight as club	0	0.0%	0	0.0%	0	0.0%	0	0.0%	0	0.0%	0	0.0%
Police shield	0	0%	0	0%	3	100%	0	0%	0	0%	0	0%
Vehicle	1	25%	1	25%	2	50%	0	0%	0	0%	0	0%
Other blunt instrument as a club	0	0%	0	0%	0	0%	3	75%	1	25%	0	0%
Hit against inanimate object	0	0%	1	6.7%	11	73.3%	2	13.3%	1	6.7%	0	0%
Chokehold	3	12.5%	0	0%	12	50%	6	25%	3	12.5%	0	0%
Pepper spray	1	8.3%	5	41.7%	1	8.3%	1	8.3%	4	33.3%	0	0%
Physical force	15	4.5%	130	39.3%	106	32%	52	15.7%	27	8.2%	1	0.3%
Handcuffs too tight	0	0%	0	0%	2	50%	2	50%	0	0%	0	0%
Nonlethal restraining device	0	0%	7	77.8%	1	11.1%	1	11.1%	0	0%	0	0%
Animal	0	0.0%	0	0.0%	0	0.0%	0	0.0%	0	0.0%	0	0.0%
Other	4	10.8%	4	10.8%	20	54.1%	4	10.8%	5	13.5%	0	0%
Total	28	5.7%	164	33.7%	165	33.9%	76	15.6%	53	10.9%	1	0.2%

Figure 56: Disposition of Abuse of Authority Allegations (YTD 2017)

Abuse of Authority Allegation	Substantiated		Exonerated		Unsubstantiated		Unfounded		Officer Unidentified		Miscellaneous	
	Count	%	Count	%	Count	%	Count	%	Count	%	Count	%
Gun Drawn	1	7.7%	6	46.2%	2	15.4%	0	0%	4	30.8%	0	0%
Strip-searched	1	5%	2	10%	8	40%	4	20%	5	25%	0	0%
Vehicle stop	7	10%	29	41.4%	28	40%	0	0%	6	8.6%	0	0%
Vehicle search	8	11.6%	21	30.4%	29	42%	3	4.3%	8	11.6%	0	0%
Premises entered and/or searched	22	13.8%	95	59.7%	28	17.6%	3	1.9%	11	6.9%	0	0%
Threat of summons	0	0%	6	60%	2	20%	0	0%	2	20%	0	0%
Threat of arrest	7	7.9%	41	46.1%	32	36%	2	2.2%	7	7.9%	0	0%
Threat to notify ACS	0	0%	1	20%	3	60%	0	0%	1	20%	0	0%
Threat of force (verbal or physical)	7	10.9%	10	15.6%	30	46.9%	7	10.9%	10	15.6%	0	0%
Threat to damage/seize property	1	7.7%	3	23.1%	5	38.5%	1	7.7%	3	23.1%	0	0%
Property damaged	2	6.7%	6	20%	10	33.3%	0	0%	12	40%	0	0%
Refusal to process civilian complaint	8	38.1%	0	0%	10	47.6%	0	0%	3	14.3%	0	0%
Refusal to provide name/shield number	10	11%	0	0%	59	64.8%	14	15.4%	8	8.8%	0	0%
Retaliatory arrest	5	83.3%	0	0%	1	16.7%	0	0%	0	0%	0	0%
Retaliatory summons	5	100%	0	0%	0	0%	0	0%	0	0%	0	0%
Refusal to obtain medical treatment	1	2.6%	0	0%	23	59%	11	28.2%	4	10.3%	0	0%
Improper dissemination of medical info	0	0.0%	0	0.0%	0	0.0%	0	0.0%	0	0.0%	0	0.0%
Other	14	46.7%	12	40%	0	0%	0	0%	4	13.3%	0	0%
Seizure of property	1	11.1%	4	44.4%	3	33.3%	0	0%	1	11.1%	0	0%
Failure to show search warrant	0	0%	0	0%	5	71.4%	1	14.3%	1	14.3%	0	0%
Frisk	15	28.8%	10	19.2%	16	30.8%	1	1.9%	10	19.2%	0	0%
Search (of person)	18	26.5%	12	17.6%	24	35.3%	1	1.5%	13	19.1%	0	0%
Stop	17	19.3%	46	52.3%	17	19.3%	0	0%	8	9.1%	0	0%
Question	4	19%	6	28.6%	6	28.6%	0	0%	5	23.8%	0	0%
Refusal to show arrest warrant	0	0.0%	0	0.0%	0	0.0%	0	0.0%	0	0.0%	0	0.0%
Interference with recording	1	5.6%	2	11.1%	10	55.6%	3	16.7%	2	11.1%	0	0%
Search of recording device	0	0%	0	0%	5	83.3%	0	0%	1	16.7%	0	0%
Electronic device information deletion	0	0%	0	0%	2	66.7%	0	0%	1	33.3%	0	0%

Total	155	15.4%	312	31%	358	35.6%	51	5.1%	130	12.9%	0	0%
--------------	-----	-------	-----	-----	-----	-------	----	------	-----	-------	---	----

Figure 57: Disposition of Discourtesy Allegations (YTD 2017)

Discourtesy Allegation	Substantiated		Exonerated		Unsubstantiated		Unfounded		Officer Unidentified		Miscellaneous	
	Count	%	Count	%	Count	%	Count	%	Count	%	Count	%
Word	24	9.1%	11	4.2%	163	62%	28	10.6%	37	14.1%	0	0%
Gesture	0	0%	0	0%	4	100%	0	0%	0	0%	0	0%
Demeanor/tone	1	100%	0	0%	0	0%	0	0%	0	0%	0	0%
Action	2	8.7%	0	0%	14	60.9%	4	17.4%	3	13%	0	0%
Other	0	0.0%	0	0.0%	0	0.0%	0	0.0%	0	0.0%	0	0.0%
Total	27	9.3%	11	3.8%	181	62.2%	32	11%	40	13.7%	0	0%

Figure 58: Disposition of Offensive Language Allegations (YTD 2017)

Offensive Language Allegation	Substantiated		Exonerated		Unsubstantiated		Unfounded		Officer Unidentified		Miscellaneous	
	Count	%	Count	%	Count	%	Count	%	Count	%	Count	%
Race	1	4%	0	0%	12	48%	8	32%	4	16%	0	0%
Ethnicity	1	9.1%	0	0%	5	45.5%	1	9.1%	4	36.4%	0	0%
Religion	0	0.0%	0	0.0%	0	0.0%	0	0.0%	0	0.0%	0	0.0%
Gender	1	10%	0	0%	3	30%	2	20%	4	40%	0	0%
Sexual orientation	0	0%	0	0%	5	83.3%	1	16.7%	0	0%	0	0%
Physical disability	0	0%	0	0%	2	100%	0	0%	0	0%	0	0%
Other	3	33.3%	0	0%	4	44.4%	1	11.1%	1	11.1%	0	0%
Total	6	9.5%	0	0%	31	49.2%	13	20.6%	13	20.6%	0	0%

Figure 59: Administrative Prosecutions Unit Open Docket (April 2017)

Case Stage	Cases	Percent
Charges served, Conference Date Requested	0	0%
Awaiting filing of charges	1	2%
Charges filed, awaiting service	8	16%
Charges served, CORD/SoEH/DCS pending	6	12%
Calendered for court appearance	8	16%
Case Off Calendar - Subsequent Appearance Pending	3	6%
Trial scheduled	11	22%
Trial commenced	1	2%
Plea agreed - paperwork pending	12	24%
Total	50	100%

CORD is the CO's Report on MOS facing discipline.
SoEH is the Summary of Employment History.
DCS is the Disciplinary Cover Sheet.

Figure 60: Administrative Prosecutions Unit Cases Awaiting Final Disposition (April 2017)

Case Stage	Cases	Percent
Disposition modified, awaiting final disp.	4	5%
Plea filed - awaiting approval by PC	32	39%
Verdict rendered - awaiting approval by PC	27	33%
Verdict rendered - Fogel response due	7	9%
Trial completed, awaiting verdict	12	15%
Total	82	100%

A Fogel response is a letter to the Trial Commissioner with comments from the CCRB on the Trial Commissioner's report and recommendation.

Figure 61: Officers With CCRB Complaints Closed in 2017 by Command

Patrol Services Bureau	Sustantiated MOS Apr 2017	Substantiated MOS YTD 2017	Total MOS Apr 2017	Total MOS YTD 2017
Patrol Borough Manhattan South Total	0	4	7	67
Patrol Borough Manhattan North Total	2	16	28	139
Patrol Borough Bronx Total	5	20	37	192
Patrol Borough Brooklyn South Total	0	6	21	126
Patrol Borough Brooklyn North Total	1	28	15	172
Patrol Borough Queens South Total	0	12	15	109
Patrol Borough Queens North Total	1	6	6	46
Patrol Borough Staten Island Total	0	2	3	59
Special Operations Division Total	0	1	3	21
Other Patrol Services Bureau Commands Total	0	0	0	0
Total	9	95	135	931
Other Bureaus				
Traffic Control Division Total	1	3	4	14
Transit Bureau Total	0	0	9	53
Housing Bureau Total	0	15	14	71
Organized Crime Control Bureau Total	3	8	9	84
Detective Bureau Total	0	1	4	40
Other Bureaus Total	0	8	7	36
Total	4	35	47	298
Other Commands				
Deputy Commissioners and Miscellaneous Commands Total	0	0	1	8
Undetermined	0	0	0	10
Total	13	130	183	1247

Table shows MOS command as recorded at the time of complaint.

Figure 62A: Officers With CCRB Complaints Closed in 2017 by Command - Patrol Borough Manhattan South

Manhattan South	Sustantiated MOS Apr 2017	Substantiated MOS YTD 2017	Total MOS Apr 2017	Total MOS YTD 2017
001 Precinct	0	0	0	5
005 Precinct	0	0	1	1
006 Precinct	0	1	0	2
007 Precinct	0	0	0	6
009 Precinct	0	1	0	8
010 Precinct	0	0	0	9
013 Precinct	0	0	2	4
Midtown South Precinct	0	0	0	11
017 Precinct	0	0	0	4
Midtown North Precinct	0	1	3	13
Precincts Total	0	3	6	63
Patrol Borough Manhattan South Task Force	0	0	1	1
Patrol Borough Manhattan South HQ	0	1	0	3
Patrol Borough Manhattan South Anti-Crime Unit	0	0	0	0
Patrol Borough Manhattan South Total	0	4	7	67

Table shows MOS command as recorded at the time of complaint.

Figure 62B: Officers With CCRB Complaints Closed in 2017 by Command - Patrol Borough Manhattan North

Manhattan North	Sustantiated MOS Apr 2017	Sustantiated MOS YTD 2017	Total MOS Apr 2017	Total MOS YTD 2017
019 Precinct	0	0	1	15
020 Precinct	1	2	3	10
023 Precinct	0	0	2	11
024 Precinct	1	3	2	12
025 Precinct	0	1	5	11
026 Precinct	0	0	0	0
Central Park Precinct	0	0	1	1
028 Precinct	0	0	4	16
030 Precinct	0	3	4	21
032 Precinct	0	6	1	17
033 Precinct	0	0	2	12
034 Precinct	0	1	1	11
Precincts Total	2	16	26	137
Patrol Borough Manhattan North Task Force	0	0	0	0
Patrol Borough Manhattan North HQ	0	0	1	1
Patrol Borough Manhattan North Anti-Crime Unit	0	0	1	1
Manhattan North Impact Response Team	0	0	0	0
Patrol Borough Manhattan North Total	2	16	28	139

Table shows MOS command as recorded at the time of complaint.

Figure 62C: Officers With CCRB Complaints Closed in 2017 by Command - Patrol Borough Bronx

Bronx	Sustantiated MOS Apr 2017	Substantiated MOS YTD 2017	Total MOS Apr 2017	Total MOS YTD 2017
040 Precinct	0	0	3	12
041 Precinct	0	2	2	19
042 Precinct	0	2	0	17
043 Precinct	0	0	3	10
044 Precinct	3	6	6	14
045 Precinct	0	3	3	11
046 Precinct	2	2	5	18
047 Precinct	0	3	6	37
048 Precinct	0	0	0	4
049 Precinct	0	1	2	4
050 Precinct	0	0	1	14
052 Precinct	0	0	6	28
Precincts Total	5	19	37	188
Patrol Borough Bronx Task Force	0	0	0	3
Patrol Borough Bronx HQ	0	1	0	1
Patrol Borough Bronx Anti-Crime Unit	0	0	0	0
Bronx Impact Response Team	0	0	0	0
Patrol Borough Bronx Total	5	20	37	192

Table shows MOS command as recorded at the time of complaint.

Figure 62D: Officers With CCRB Complaints Closed in 2017 by Command - Patrol Borough Brooklyn South

Brooklyn South	Sustantiated MOS Apr 2017	Sustantiated MOS YTD 2017	Total MOS Apr 2017	Total MOS YTD 2017
060 Precinct	0	0	2	6
061 Precinct	0	0	0	9
062 Precinct	0	1	4	9
063 Precinct	0	0	0	5
066 Precinct	0	1	0	9
067 Precinct	0	1	5	20
068 Precinct	0	0	0	7
069 Precinct	0	0	0	9
070 Precinct	0	0	4	17
071 Precinct	0	2	5	13
072 Precinct	0	1	0	11
076 Precinct	0	0	0	5
078 Precinct	0	0	1	3
Precincts Total	0	6	21	123
Patrol Borough Brooklyn South Task Force	0	0	0	2
Patrol Borough Brooklyn South HQ	0	0	0	0
Patrol Borough Brooklyn South Anti-Crime Unit	0	0	0	1
Brooklyn South Impact Response Team	0	0	0	0
Patrol Borough Brooklyn South Total	0	6	21	126

Table shows MOS command as recorded at the time of complaint.

Figure 62E: Officers With CCRB Complaints Closed in 2017 by Command - Patrol Borough Brooklyn North

Brooklyn North	Sustantiated MOS Apr 2017	Substantiated MOS YTD 2017	Total MOS Apr 2017	Total MOS YTD 2017
073 Precinct	0	4	1	23
075 Precinct	0	14	5	55
077 Precinct	0	1	0	6
079 Precinct	1	2	4	8
081 Precinct	0	1	0	21
083 Precinct	0	1	3	17
084 Precinct	0	0	1	2
088 Precinct	0	0	1	7
090 Precinct	0	2	0	22
094 Precinct	0	0	0	3
Precincts Total	1	25	15	164
Patrol Borough Brooklyn North Task Force	0	0	0	0
Patrol Borough Brooklyn North HQ	0	0	0	3
Patrol Borough Brooklyn North Anti-Crime Unit	0	3	0	5
Brooklyn North Impact Response Team	0	0	0	0
Patrol Borough Brooklyn North Total	1	28	15	172

Table shows MOS command as recorded at the time of complaint.

Figure 62F: Officers With CCRB Complaints Closed in 2017 by Command - Patrol Borough Queens South

Queens South	Sustantiated MOS Apr 2017	Substantiated MOS YTD 2017	Total MOS Apr 2017	Total MOS YTD 2017
100 Precinct	0	1	0	13
101 Precinct	0	3	1	19
102 Precinct	0	0	1	8
103 Precinct	0	0	3	10
105 Precinct	0	2	6	16
106 Precinct	0	0	1	12
107 Precinct	0	1	1	5
113 Precinct	0	4	2	21
Precincts Total	0	11	15	104
Patrol Borough Queens South Task Force	0	0	0	3
Patrol Borough Queens South HQ	0	0	0	0
Patrol Borough Queens South Anti-Crime Unit	0	1	0	2
Queens South Impact Response Team	0	0	0	0
Patrol Borough Queens South Total	0	12	15	109

Table shows MOS command as recorded at the time of complaint.

Figure 62G: Officers With CCRB Complaints Closed in 2017 by Command - Patrol Borough Queens North

Queens North	Sustantiated MOS Apr 2017	Substantiated MOS YTD 2017	Total MOS Apr 2017	Total MOS YTD 2017
104 Precinct	0	0	1	2
108 Precinct	0	0	0	5
109 Precinct	0	1	0	2
110 Precinct	0	4	0	12
111 Precinct	0	0	0	4
112 Precinct	0	0	0	2
114 Precinct	1	1	3	13
115 Precinct	0	0	2	6
Precincts Total	1	6	6	46
Patrol Borough Queens North Task Force	0	0	0	0
Patrol Borough Queens North HQ	0	0	0	0
Patrol Borough Queens North Anti-Crime Unit	0	0	0	0
Patrol Borough Queens North Total	1	6	6	46

Table shows MOS command as recorded at the time of complaint.

Figure 62H: Officers With CCRB Complaints Closed in 2017 by Command - Patrol Borough Staten Island

Staten Island	Sustantiated MOS Apr 2017	Substantiated MOS YTD 2017	Total MOS Apr 2017	Total MOS YTD 2017
120 Precinct	0	0	0	21
122 Precinct	0	1	0	9
123 Precinct	0	1	2	6
121 Precinct	0	0	0	20
Precincts Total	0	2	2	56
Patrol Borough Staten Island Task Force	0	0	0	0
Patrol Borough Staten Island HQ	0	0	1	3
Patrol Borough Staten Island Anti-Crime Unit	0	0	0	0
Staten Island Housing Unit	0	0	0	0
Staten Island Court Section	0	0	0	0
Staten Island Impact Response Team	0	0	0	0
Patrol Borough Staten Island Total	0	2	3	59

Table shows MOS command as recorded at the time of complaint.

Figure 62I: Officers With CCRB Complaints Closed in 2017 by Command - Special Operations Division

Special Operations	Sustantiated MOS Apr 2017	Substantiated MOS YTD 2017	Total MOS Apr 2017	Total MOS YTD 2017
Emergency Services Unit and Squads 1-10	0	0	3	17
Harbor Unit	0	0	0	0
Aviation Unit	0	0	0	0
Canine Team	0	0	0	0
Mounted Unit	0	0	0	0
2 SOD Strategic Response Group	0	1	0	4
Special Operations Division Headquarters	0	0	0	0
Special Operations Division Total	0	1	3	21

Table shows MOS command as recorded at the time of complaint.

Figure 62J: Officers With CCRB Complaints Closed in 2017 by Command - Other Patrol Services Bureau Commands

Other Patrol Services Bureau Commands	Sustantiated MOS Apr 2017	Substantiated MOS YTD 2017	Total MOS Apr 2017	Total MOS YTD 2017
Chiefs Office	0	0	0	0
Special Operations Division Taxi Unit	0	0	0	0
Other Patrol Services Bureau Commands Total	0	0	0	0

Table shows MOS command as recorded at the time of complaint.

Figure 62K: Officers With CCRB Complaints Closed in 2017 by Command - Traffic Control Division

Traffic Control Division	Sustantiated MOS Apr 2017	Sustantiated MOS YTD 2017	Total MOS Apr 2017	Total MOS YTD 2017
Traffic Control Division - Headquarters Command	0	0	0	0
Manhattan Traffic Task Force	0	0	0	1
Brooklyn Traffic Task Force	0	0	0	0
Bronx Traffic Task Force	0	0	0	0
Queens Traffic Task Force	0	0	0	0
Surface Transportation Enforcement Division (STED)	0	0	0	0
Bus Unit	0	0	0	0
Traffic Control Parking Enforcement District	0	0	0	0
Traffic Control Tow Units	0	0	0	0
Traffic Control Summons Enforcement	0	0	0	0
Traffic Command Intersection Control	0	0	0	0
Traffic Control Intelligence Unit	0	0	0	0
Highway District	0	0	0	0
Highway Unit #1	0	1	1	6
Highway Unit #2	0	1	1	4
Highway Unit #3	1	1	1	1
Highway Unit #4	0	0	0	0
Highway Unit #5	0	0	1	2
Highway Safety Enforcement Unit	0	0	0	0
Movie and TV Unit	0	0	0	0
Traffic Control Division Total	1	3	4	14

Table shows MOS command as recorded at the time of complaint.

Figure 62L: Officers With CCRB Complaints Closed in 2017 by Command - Transit Bureau

Transit Bureau	Sustantiated MOS Apr 2017	Substantiated MOS YTD 2017	Total MOS Apr 2017	Total MOS YTD 2017
Transit Bureau Headquarters	0	0	0	0
Transit Bureau Authority Liaison	0	0	0	0
Transit Bureau Inspections	0	0	0	0
Transit Bureau Spec. Invest. Unit	0	0	0	0
Transit Bureau Crime Analysis	0	0	0	0
Transit Bureau Patrol Operations	0	0	0	0
Transit Bureau Manhattan	0	0	0	0
Transit Bureau Bronx	0	0	0	0
Transit Bureau Queens	0	0	0	0
Transit Bureau Brooklyn	0	0	0	0
TB DT01	0	0	0	1
TB DT02	0	0	1	2
TB DT03	0	0	5	15
TB DT04	0	0	0	3
TB DT11	0	0	0	4
TB DT12	0	0	2	7
TB DT20	0	0	0	4
TB DT23	0	0	0	1
TB DT30	0	0	0	0
TB DT32	0	0	0	1
TB DT33	0	0	0	7
TB DT34	0	0	0	0
Transit Bureau Manhattan Task Force	0	0	0	3
Transit Bureau Bronx Task Force	0	0	0	0
Transit Bureau Queens Task Force	0	0	0	0
Transit Bureau Brooklyn Task Force	0	0	1	1
Transit Bureau Homeless Outreach Unit	0	0	0	1
Transit Division Canine Unit	0	0	0	0
Transit Bureau Vandal Unit	0	0	0	0
Transit Bureau Special Operations Unit	0	0	0	0
TB Anti-Terrorism	0	0	0	3
Transportation Bureau and Transit Other Commands	0	0	0	0
Transit Bureau Total	0	0	9	53

Table shows MOS command as recorded at the time of complaint.

Figure 62M: Officers With CCRB Complaints Closed in 2017 by Command - Housing Bureau

Housing Bureau	Sustantiated MOS Apr 2017	Substantiated MOS YTD 2017	Total MOS Apr 2017	Total MOS YTD 2017
Housing Bureau (Office of the Chief Command Center)	0	0	0	0
Housing Bureau Special Operations Section	0	0	0	0
PSA 1	0	0	0	1
PSA 2	0	0	0	8
PSA 3	0	3	5	13
PSA 4	0	0	0	4
PSA 5	0	3	7	16
PSA 6	0	3	0	8
PSA 7	0	3	2	13
PSA 8	0	1	0	1
PSA 9	0	0	0	4
Housing Bureau Brooklyn/Staten Island	0	0	0	0
Housing Bureau Manhattan	0	0	0	0
Housing Bureau Bronx/Queens	0	0	0	0
Housing Bureau Investigations	0	0	0	0
Housing Bureau Elevator Vandalism Unit	0	0	0	0
Housing Bureau Operations and Misc. Commands	0	0	0	0
Housing Bureau Total	0	15	14	71
Housing Borough Brooklyn Impact Response Team	0	1	0	2
Housing Borough Manhattan Impact Response Team	0	1	0	1
Housing Borough Bronx/Queens Impact Response Team	0	0	0	0
Housing Bureau Total	0	15	14	71

Table shows MOS command as recorded at the time of complaint.

Figure 62N: Officers With CCRB Complaints Closed in 2017 by Command - Organized Crime Control Bureau

Organized Crime Control Bureau	Sustantiated MOS Apr 2017	Substantiated MOS YTD 2017	Total MOS Apr 2017	Total MOS YTD 2017
Queens Narcotics	0	0	0	10
Manhattan North Narcotics	1	1	3	9
Manhattan South Narcotics	0	2	1	5
Bronx Narcotics	2	3	4	21
Staten Island Narcotics	0	1	0	4
Brooklyn North Narcotics	0	0	1	28
Brooklyn South Narcotics	0	1	0	6
Narcotics Headquarters	0	0	0	0
Auto Crime Division	0	0	0	0
Vice Enforcement Division	0	0	0	0
Drug Enforcement Task Force	0	0	0	0
Organized Crime Headquarters	0	0	0	1
Organized Crime Control Bureau Total	3	8	9	84

Table shows MOS command as recorded at the time of complaint.

Figure 620: Officers With CCRB Complaints Closed in 2017 by Command - Detective Bureau

Detective Bureau	Sustantiated MOS Apr 2017	Substantiated MOS YTD 2017	Total MOS Apr 2017	Total MOS YTD 2017
Detective Bureau Headquarters	0	0	0	0
Central Investigation and Resource Division	0	0	0	0
Special Investigations Division	0	0	0	0
Special Victims Division	0	0	0	0
Forensic Investigations Division	0	0	0	1
Fugitive Enforcement Division	0	0	0	0
Gang Division	0	0	0	4
Detective Borough Bronx	0	0	0	6
Detective Borough Manhattan	0	0	2	8
Detective Borough Brooklyn	0	1	2	13
Detective Borough Queens	0	0	0	6
Detective Borough Staten Island	0	0	0	0
DB Queens North Operations	0	0	0	2
DB Queens South Operations	0	0	0	0
Detective Bureau Total	0	1	4	40

Table shows MOS command as recorded at the time of complaint.

Figure 62P: Officers With CCRB Complaints Closed in 2017 by Command - Other Bureaus

Other Bureaus	Sustantiated MOS Apr 2017	Substantiate d MOS YTD 2017	Total MOS Apr 2017	Total MOS YTD 2017
Internal Affairs Bureau				
Internal Affairs Bureau	0	0	0	0
Criminal Justice Bureau				
Court Division	0	8	7	36
Court Bureau	0	0	0	0
Court LMSI	0	0	0	0
Court Unit	0	0	0	0
Criminal Justice Headquarters	0	0	0	0
Support Services Bureau				
Property Clerk Division	0	0	0	0
Fleet Services	0	0	0	0
Central Records Division	0	0	0	0
Personnel Bureau				
Applicant Processing Division	0	0	0	0
Health Services	0	0	0	0
Personnel Bureau Headquarters	0	0	0	0
Other Bureaus Total	0	8	7	36

Table shows MOS command as recorded at the time of complaint.

Figure 62Q: Officers With CCRB Complaints Closed in 2017 by Command - Deputy Commissioners and Miscellaneous Commands

Deputy Commissioners and Miscellaneous Commands	Sustantiated MOS Apr 2017	Sustantiated MOS YTD 2017	Total MOS Apr 2017	Total MOS YTD 2017
Deputy Commissioner Legal Matters - License Division	0	0	0	0
Deputy Commissioner Legal Matters - Legal Bureau	0	0	0	0
DC Training	0	0	0	0
Deputy Commissioner Training - Police Academy	0	0	0	0
Deputy Commissioner Training - Police Academy Training	0	0	0	0
Deputy Commissioner Training - In-service Training Section	0	0	0	1
Deputy Commissioner Management and Budget	0	0	0	0
Police Commissioner Office	0	0	0	1
Community Affairs Division	0	0	0	0
Chief of Community Affairs	0	0	0	0
Community Affairs Juvenile Section	0	0	0	0
School Safety Bronx/Manhattan	0	0	0	0
School Safety Queens/Brooklyn	0	0	0	0
Office of Equal Employment	0	0	0	0
Deputy Commissioner Operations	0	0	0	0
DC Operations Financial Mgmt.	0	0	0	0
Intelligence Division	0	0	1	5
Chief of Department	0	0	0	1
Department Advocate	0	0	0	0
Deputy Commissioner Public Information	0	0	0	0
Crime Prevention	0	0	0	0
First Deputy Commissioner	0	0	0	0
Office of Management, Analysis and Planning	0	0	0	0
Quality Assurance Division	0	0	0	0
Deputy Commissioner Counterterrorism	0	0	0	0
Chief of Department Evaluation Section	0	0	0	0
Deputy Commissioners and Miscellaneous Commands Total	0	0	1	8

Table shows MOS command as recorded at the time of complaint.