COMMUNITY BOARD No. 1

435 GRAHAM AVENUE - BROOKLYN, NY 11211- 8813
PHONE: (718) 389-0009
FAX: (718) 389-0098
Email: bk01@cb.nyc.gov
Website: www.nyc.gov/brooklyncb1

HON. ANTONIO REYNOSO
BROOKLYN BOROUGH PRESIDENT

DEALICE FULLER
CHAIRPERSON

JOHANA PULGARIN
DISTRICT MANAGER

HON. LINCOLN RESTLER
COUNCILMEMBER, 33rd CD

HON. JENNIFER GUTIERREZ
COUNCILMEMBER, 34th CD

SIMON WEISER
FIRST VICE-CHAIRMAN

DEL TEAGUE
SECOND VICE-CHAIRPERSON

GINA BARROS
THIRD VICE-CHAIRPERSON

DAVID HEIMLICH
FINANCIAL SECRETARY

SONIA IGLESIAS
RECORDING SECRETARY

PHILIP A. CAPONEGRO
MEMBER-AT-LARGE

June 24, 2025

COMBINED PUBLIC HEARING
AND BOARD MEETING
211 AINSLIE STREET
JUNE 10, 2025

PUBLIC HEARING

ROLL CALL

The meeting was called to order at 6:10 PM by Vice Chair Weiser. There were 34 members who answered the call.

1. ~~**PRESENTATION NEW YORK CITY EMERGENCY MANAGEMENT - BROOKLYN HEAT SEASON:** NYCM is presenting information for the upcoming heat season 2025. Presenter: Dustin Ridener, MPA Special Projects Administrator, Community Engagement Bureau, NYCEM. **5 Minutes**~~

2. **PRESENTATION MONITOR POINT PROJECT:** Gotham Organization, in public-private partnership with the MTA, is enthusiastic to transform 40 and 56 Quay Street into a mixed-use development that transforms an incompatible industrious use and the Greenpoint Monitor Museum's land, which is suffering from erosion, into a haven for mixed-income housing with deeply affordable units, substantial open space, waterfront resiliency and an overall fairer, more accessible Greenpoint. Presenter, Bryan Kelly, Simeon Maleh, Varun Sanyal, Dan Kaplan, Gena Wirth, Daniel Hernandez, Representatives Gotham Organization. **20 Minutes.**

3. **PRESENTATION AN ENTITY TO BE FORMED BY ALEXANDER MIDDELMANN:** 96-98 North, 6th Street, Brooklyn, NY 11249. (New Application and Temporary Retail Permit, Liquor, Wine, Beer & Cider) this venue will have a capacity of more than 200 patrons. Referred by Mr. Arthur Dybanowski, Chair of the SLA Review & DCA Committee Presenters, Max Bookman, Esq., Eleanor Shotton Esq., Aplicant representative Alesander Middelmann, P&B Pesetsky & Bookman PC. **10 Minutes.**

4. **PRESENTATION NYS DEPARTMENT OF TRANSPORTATION :** The Safety and Mobility Improvements on Westbound Brooklyn-Queens Expressway (I-278) at Wythe Avenue (Exit 31) project will address the traffic congestion on the exit ramp and pedestrian safety at the Wythe Avenue intersection with Williamsburg Street West. This segment experiences reoccurring congestion and reduced speeds due to high traffic volumes and excessive queuing at the exit ramp which often spills back onto the mainline. The proposed improvement will separate the Exit 31 ramp and Williamsburg Street West approaches to Wythe Avenue with a physical barrier and widen the exit ramp to carry two travel lanes. The project will also optimize the existing traffic signal timings, refresh the existing pavement markings and crosswalks, and provide curb extensions for pedestrian safety. The project area will be on the westbound Brooklyn-Queens Expressway (I-278) from Bedford Avenue to Kent Avenue and the Wythe Ave intersections with Williamsburg Street West and Williamsburg Street East. The project is estimated to cost $11 million, with construction scheduled to start in Summer 2028 and completed by Winter 2031. Presenter, Mr. Alec Gellman, NYS-DOT. **15 Minutes.**

5. **PRESENTATION McDONALDS, 710 BROADWAY, BSA CAL # 2025-15-BZ:** This application is a raise and rebuild of Mcdonalds and seeks a special permit, pursuant to §§ 73-03 and 73-311 of the New York City Zoning Resolution to permit, on a site within a C4-3 zoning district zoning district, the operation of an accessory drive-through facility operating in conjunction with an as of right eating and drinking establishment (Use Group VI). Presenter Elyse Foladare, Representative Eric Palatnik, P.C., Attorneys at Law. **20 Minutes.**

6. **PRESENTATION DOMINO SITE B LAND USE APPLICATION CEQR 07DCP094K 264-350 KENT AVENUE:** IN THE MATTER OF an application submitted by Domino A Partners LLC and Domino B Partners LLC pursuant to Sections 197-c and 201 of the New York City Charter for the grant of special permits pursuant to the following sections of the Zoning Resolution: 1. Section 74-743(a)(2) - to modify the location of buildings without regard for the height and Setback regulations of Section 62-34 (Height and Setback Regulations on Waterfront Blocks) and the requirements of Section 23-62 (Balconies); and 2. Section 74-743(a)(14)* - to apply the provisions of Section 23-23 to allow floor area exemptions in buildings existing on December 5, 2024 within the large-scale general development for use in a proposed new building (Building B) within the same large-scale general development; in connection with a proposed mixed use development on property generally bounded by Grand Street and its northwesterly prolongation, Kent Avenue, South 3rd Street, a line 100 feet northwesterly of Wythe Avenue, South 4th Street, Kent Avenue, South 5th Street and its northwesterly prolongation, and the U.S. Pierhead line (Block 2414, Lots 1, 3, 26, 1001-1007, 1102-1200, 1300-1365, and 1201-1202; and Block 2428, Lots 1101 - 1105), in R6/C2-4, R8/C2-4 and C6-2 Districts, within a large-scale general development. *Note: A zoning text amendment is proposed to create a new Section 74-943(a)(14) under a concurrent related application (N 250275 ZRK)

   IN THE MATTER OF an application submitted by Domino A Partners LLC and Domino B Partners LLC pursuant to Sections 197-c and 201 of the New York City Charter for the

grant of a special permit pursuant to Section 74-745(b) of the Zoning Resolution to waive the requirements for loading berth for retail or service uses, and where no single establishment exceeds 8,500 square feet for a zoning lot (Zoning Lot 1, Block 2414, Lots 1, 3, 26, 1001-1007, 1102-1200, and 1300-1365), in connection with a proposed mixed use development on property generally bounded by Grand Street and its northwesterly prolongation, Kent Avenue, South 3rd Street, a line 100 feet northwesterly of Wythe Avenue, South 4th Street, Kent Avenue, South 5th Street and its northwesterly prolongation, and the U.S. Pierhead line (Block 2414, Lots 1, 3, 26, 1001-1007, 1102-1200, 1300-1365, and 1201-1202; and Block 2428, Lots 1101 - 1105), in R6/C2-4, R8/C2-4 and C6-2 Districts, within a large-scale general development. Plans for this proposal are on file with the City Planning Commission and may be seen on the Zoning Application Portal at https://zap.planning.nyc.gov/projects/2024K0344, or the Department of City Planning, 120 Broadway, 31st Floor, New York, NY, 10271-0001. Presenter, David Lombino, Representative Domino A Partners LLC and Domino B Partners LLC. **20 Minutes.**

7. **ELECTION OF OFFICERS:**

Vice-Chair Weiser requested a roll call to hand out the paper ballots, 42 Members were present

ELECTION OUTCOME

EXECUTIVE BOARD:

- Chairperson: Ms. Fuller
- 1st Vice Chair: Mr. Weiser
- 2nd Vice Chair: Ms. Teague
- 3rd Vice Chair: Ms. Barros
- Financial Secretary: Mr. Heimlich
- Recording Secretary: Ms. Iglesias
- Member at Large: Mr. Caponegro

ATTENDANCE COMMITTEE:

- Ms. Aguilar
- Mr. Bruzaitis
- Ms. Cabrera

8. **DOT DINING OUT NYC PERMIT APPLICATIONS**

1. Acre, 64 Meserole Ave. App # 20240830030001
2. Balkan Grind, 5 Withers St. App # 20250506030001
3. Brooklyn Safe House/Edens, 120 Franklin St. App # 20241028030001
4. Kijitora, 309 Graham Ave. App # 20240909030002
5. Nura, 46 Norman Ave. App # 20240803030037

6. Owlee Café & Studio, 211 Franklin St. App # 20250512030001
7. Republican Latin Fusion, 470 Driggs Ave. App # 20240803030062
8. Roebling Sporting Club, 225 North 8th St. App # 20240803030122
9. Savory Thai, 378 Metropolitan Ave. App # 20241017030001
10. Vamos al Tequila, 162 Franklin St. App # 20250516030001

9. **LIQUOR LICENSES**

NEW

1. 616 Metropolitan LLC (or other entity TBD to be created by Drew Toresco), 616 Metropolitan Avenue, (New Application & Temporary Retail Permit, Liquor, Wine, Beer & Cider, Rest)
2. 66 Greenpoint LLC, DBA TBD, 66 Greenpoint Avenue, (New Application & Temporary Retail Permit, Liquor, Wine, Beer & Cider, Tavern)
3. Amant Foundation USA Corp, DBA Kis Café, 932 Grand Street, (New Application & Temporary Retail Permit, Wine, Beer, & Cider, Renotification, Previously revised by the SLA Committee)
4. An Entity to be Formed by Alexander Middelmann, DBA TBD, 96-98 North 6th Street, (New Application & Temporary Retail Permit, Liquor, Wine, Beer & Cider, Club)
5. Artisan Orchestra, Inc., DBA Café O'te By House Brooklyn, 38 Norman Avenue, Unit-A, (New Application & Temporary Retail Permit, Wine, Beer & Cider, Rest, Renotification, change DBA)
6. Baby Lenin LLC, DBA TBD, 545 Metropolitan Avenue (New Application & Temporary Retail Permit, Liquor, Wine, Beer & Cider, Bar/Tavern)
7. Isla & Co Williamsburg LLC, DBA Isla & Co, 55 Wythe Avenue, (Removal, Liquor, Wine, Beer & Cider, Rest)
8. Malavita Worldwide LLC, DBA Malavita, 614 Manhattan Avenue (New Application & Temporary Retail Permit, Liquor, Wine, Beer & Cider, Bar/Tavern, Renotification)
9. Meet and Meat Williamsburg Inc., 361 Graham Avenue Unit 1L, (New Application & Temporary Retail Permit, Liquor, Wine, Beer & Cider, Rest, Renotification, Change from LLC to Inc)
10. Misipasta LLC, DBA Misipasta, 46 Grand Street, (New Application & Temporary Retail Permit, Liquor, Wine, Beer & Cider, Bar/Tavern)
11. Nola Brooklyn LLC, DBA Propaganda, 360 Bedford Avenue, (Corporate Change, Liquor, Wine, Beer & Cider, Bar/Tavern)
12. ONEELEVEN HIFI LLC, 119 Ingraham Street, (New Application & Temporary Retail Permit, Liquor, Wine, Beer & Cider, Bar/Tavern)
13. Puertas Dining Group LLC, 270 South 5th Street, (New Application & Temporary Retail Permit, Liquor, Wine, Beer & Cider, Rest)
14. The Twisted Spine LLC, 306 Grand Street, (New Application & Temporary Retail Permit, Wine, Beer & Cider, Bar / Tavern)

15. Ukrainian American Soccer Association Inc, DBA New York Ukrainian Sports Club, 663 Manhattan Avenue, (New Application, Liquor, Wine, Beer & Cider, Club)

SIDEWALK CAFÉ – ROAD SITTING

1. 451 Graham Ave. Corp, DBA The Richardson, 451 Graham Avenue.
2. 51 Kent Café Inc, DBA Kent Ale House, 51 Kent Avenue.
3. Bamontes Restaurant Corp, DBA Bamontes, 32 Withers Street.
4. Cafe Mogador LLC, 133 Wythe Avenue.
5. Grand Endeavors Inc, DBA Clem's, 264 Grand Street.
6. JANKYBOYZ LLC, DBA Jack's Wife Freda, 258 Wythe Avenue.
7. Kettle Pie Inc, DBA Allswell, 124 Bedford Avenue.
8. MLBK LLC, DBA Modern Love, 317 Union Avenue.
9. OB Hospitality Inc, DBA Oh Boy & Beck and Call, 84 Havemeyer Street Left Store.
10. Oregano LLC, DBA Oregano, 102 Berry Street.
11. Riverwalk Management Inc, DBA Naked Dog, 47 Java Street.
12. The 709 Lorimer Street Restaurant Corp, DBA Pete's Candy Store, 709 Lorimer Street.

RENEWAL

1. 88 South 8th Inc, DBA Cibone House Dashi Okume, 50 Norman Avenue, (Renewal, Wine, Beer & Cider, Rest)
2. Adma LLC, DBA Torst, 615 Manhattan Ave, (Renewal, Liquor, Wine, Beer & Cider, Rest)
3. Bromaco Inc, DBA Aurora, 70 Grand Street, (Renewal, Liquor, Wine, Beer & Cider, Rest)
4. Coyoacan Lorimer LLC, DBA Zona Rosa Brooklyn, 571 Lorimer Street, (Renewal, Liquor, Wine, Beer & Cider, Rest)
5. Dingxiang Inc., DBA Birds of Feather, 172 North 1st Street AKA 191 Grand Street, (Renewal, Wine, Beer & Cider, Rest)
6. El Ketzalt Corp, DBA Haab, 202 Leonard Street, (Renewal, Wine, Beer & Cider, Rest)
7. Koja Grill LLC, DBA Dokebi, 199 Grand Street, (Renewal, Liquor, Wine, Beer & Cider, Rest)
8. La Nortena Rest No 2 Corp, 255 A Graham Avenue, (Renewal, Liquor, Wine, Beer & Cider, Rest)
9. Little Dokebi Inc, DBA Little Dokebi, 85 Driggs Avenue, (Renewal, Wine, Beer & CIder, Rest)
10. Little Horse LLC, DBA H & H Reserve, 519 Metropolitan Avenue, (Renewal, Liquor, Wine, Beer & Cider, Bar/Tavern)
11. Misipasta LLC, DBA Misipasta, 46 Grand Street, (Renewal, Liquor, Wine, Beer & Cider, Bar / Tavern)
12. Nakameguro LLC, DBA As You Like, 428 Humboldt Street, (Renewal, Wine, Beer & Cider, Bar / Tavern)

13. OB HOSPITALITY INC, 84 Havemeyer Street, Left Store, (Renewal, Liquor, Wine, Beer & Cider, Rest)
14. Ramales Thai Food Corp., DBA Lily Thai Restaurant, 615 Grand Street, (Renewal, Wine, Beer & Cider, Rest)
15. Shake Shack New York LLC, DBA Shake Shack, 160 Berry Street, (Renewal, Wine, Beer & Cider, Rest)
16. Tony's Pizzeria of Nassau Ave Corp, DBA Tony's Pizzeria, 175 Nassau Avenue (Renewal, Wine, Beer & Cider, Rest)
17. Valencia's Cafe Wine & Tapas Inc, 130 Grand Street Space C, (Renewal, Wine, Beer & Cider, Bar/Tavern)
18. YHG Hospitality Inc., DBA The Breeze, 595 Manhattan Avenue, (Renewal, Liquor, Wine, Beer & Cider, Rest)

6. **CANNABIS LICENSES:**

1. Albert D Capraro, DBA Albert D Capraro, 148 Kingsland Avenue, (Retail Dispensary)
2. David Pejovic, DBA Potency Group LLC, 58 Greenpoint Avenue, (Retail Dispensary)
3. Jennifer Babaian, DBA 7 Leaf Clover, 132 Metropolitan Avenue (Retail Dispensary)
4. Jennifer Tzar, DBA Salt City Naturals, LLC, 61 North 11th Street, (Retail Dispensary)
5. Vincent Pezzulo, DBA Alka Life LLC, 278 Grand Street, (Retail Dispensary)

BOARD MEETING

MOMENT OF SILENCE- Vice-Chair Weiser called for a moment of silence.

ROLL CALL – Vice-Chair Weiser requested a roll call 32 Members answered the call at 9:40 pm.

APPROVAL OF THE AGENDA- Vice-Chair Weiser requested approval of the agenda. Motion made by Mr. Caponegro and seconded by Mr. D'Amato. The agenda was approved by all the members present.

APPROVAL OF THE MINUTES – Vice-Chair Weiser requested approval of the minutes from May 13, 2025.
Motion made by Ms. Laborde and seconded by Ms. Espinal. The Minutes of May 13, 2025, Board meeting was approved by the members present.

PUBLIC SESSION (Reserved for the Public's expression. Board Members will not be allowed to speak). Each scheduled participant for this session will have an allowance of two (2) minutes.

Katherine Thompson: Spoke against Monitor Point, 40 Quay Street, and she is the president of the Friends at Bushwick Inlet Park.

Scott Fraser: Spoke against Monitor Point, 40 Quay Street, and he is representing a group named "Save The Inlet."

Trina McKeever: Spoke against Monitor Point, 40 Quay Street, and she is a representative of the Friends at Bushwick Inlet Park.

Roseann Needleman: Spoke against Monitor Point, 40 Quay Street.

Chris Dunn: Spoke against Monitor Point, 40 Quay Street.

Sarah J Roberts: Spoke against Monitor Point, 40 Quay Street, and she is a licensed wildlife rehabber (NYS Class 1 DEC).

Andy McDowell: Spoke against Monitor Point, 40 Quay Street.

Dewey Thompson: Spoke against Monitor Point, 40 Quay Street.

Cory Kantin: Spoke against Monitor Point, 40 Quay Street.

Loz Rosero: Spoke in support of Monitor Point, 40 Quay Street, spoke in Spanish and had a translator speak for her in English, and she is the president of the United Neighbors Organization (UNO).

Roberto Rodriguez: Spoke in support of Monitor Point, 40 Quay Street, and wants the number of housing units to increase to 35.

Maisha Morales: Spoke in support of Monitor Point, 40 Quay Street, and she is the chairwoman for Southside United.

Robert Brunotte: Spoke in support of Monitor Point, 40 Quay Street, and he is a union organizer for Local 79.

Donato D'Agosto: Spoke in support of Monitor Point, 40 Quay Street, and he is a representative of Local 79.

Jerson Azcona: Spoke in support of Monitor Point, 40 Quay Street.

Rishi Chattoo: Spoke in support of Monitor Point, 40 Quay Street, and he is a representative of Local 79.

Patrick McCann: Spoke in support of Monitor Point, 40 Quay Street, and he is a representative of 32BJ SEIU.

Sydney Losco: Spoke in support of Monitor Point, 40 Quay Street, and she is a representative of Monitor Point.

Joshua Kaiser: Spoke in support of Monitor Point, 40 Quay Street, and he is a representative of Monitor Point.

Zachary Thomas: Spoke in support of Monitor Point, 40 Quay Street.

Jonathan Suarez: Spoke in support of Monitor Point, 40 Quay Street.

Stephanie Andrews: Spoke in support of Monitor Point, 40 Quay Street.

Erica Koffler: Spoke in support of Monitor Point, 40 Quay Street.

Eugene Travers: Spoke in support of Monitor Point, 40 Quay Street, and he is an attorney speaking on behalf of the Greenpoint Monitor Museum.

Pierre Hills: Spoke in support of Monitor Point, 40 Quay Street.

Grant Gilleun: Spoke in support of Monitor Point, 40 Quay Street.

Matthew Sheridan: Spoke in support of Monitor Point, 40 Quay Street.

Parker Pence: Spoke in support of Monitor Point, 40 Quay Street.

Natalia Correa: Spoke against Monitor Point, 40 Quay Street.

Miranda Augustine: Spoke against Monitor Point, 40 Quay Street, and spoke on behalf of Assemblymember Emily Gallagher.

Anna Karecki: Was not present.

Molly Franklin: Was not present.

Denzlie Boston: Was not present.

Eddie Burgos: Was not present.

Toan Walker: Was not present.

Roxanne Devens: Was not present.

Lana Irons: Was not present.

Francisco Zarak: Was not present.

Nicholas Isaacson: Was not present.

Mia Gonzalez: Was not present.

Alex Russell: Was not present.

Brent Bovenzi: Was not present.

Wendi Carlock: Was not present.

Mark Nagawiecki: Spoke against liquor license for Dolly's, 146 Wythe Avenue, regarding noise.

Kyle Mengelkamp: Spoke against liquor license for Dolly's, 146 Wythe Avenue, regarding noise.

Gregg Baldinger: Was not present.

Alex Roth: Spoke against Everhealth Chemist, regarding proximity to place of worship.

Haynes Ko: Spoke against Everhealth Chemist, regarding proximity to place of worship.

Iwona Hartley: Spoke against the closing of Monitor Street.

Greg Ayves: Spoke against the closing of Monitor Street.

Lyn Pinezich: Spoke against the closing of Monitor Street.

Mark Giernicki: Spoke against the closing of Monitor Street.

John Connelly: Spoke against the closing of Monitor Street.

Daniel Stadnyckyi: Was not present.

Malgosia Modzelewski: Was not present.

Anderson Fils-Aine: Was not present.

Ke Wei: Was not present.

David Moor: Was not present.

George Lisa: Was not present.

Israel Berns: Was not present.

COMMITTEE REPORTS

PARKS & WATERFRONT COMMITTEE – Mr. Philip Caponegro, Committee Chair, report as written.

- Mr. Caponegro requested a motion: To send a letter to HPD, Parks Dept. & Elected officials to support the expansion of the 61 Franklin Street Garden to include the property at 59 Franklin Street.
  A motion was made by Mr. Chesler and seconded by Ms. Denny-Horowitz.

  The vote was 41 "Yes", 0 "No", 0 "ABSTENTIONS"; 0 "RECUSALS".

  Motion Carried.

SLA REVIEW COMMITTEE – Mr. Arthur Dybanowski, Committee Chair, report as written.

- Mr. Dybanowski requested a motion: to approve report as written.
  A motion was made by Ms. Cabrera and seconded by Ms. Espinal.

  The vote was 42 "Yes", 0 "No", 0 "ABSTENTIONS"; 0 "RECUSALS".

  Motion Carried.

CANNABIS REVIEW COMMITTEE – Mr. William Vega, Committee Chair, report as written.

- Mr. Vega requested a motion: To approve report as written.
  A motion was made by Mr. Chesler and seconded by Mr. Bruzaitis.

  The vote was 30 "Yes", 6 "No", 4 "ABSTENTIONS"; 0 "RECUSALS".

  Motion Carried.

TRANSPORTATION COMMITTEE – Mr. Eric Bruzaitis, Committee Chair, report as written

- Mr. Bruzaitis requested a motion: Community Board 1 to draft a letter to NYC DOT requesting that intersections be daylighted at all intersections around schools and parks within Community District 1, and that they prioritize intersections identified by the community for daylighting be so designated as well
  A motion was made by Ms. Laborde and seconded by Mr. Kelterborn.

  The vote was 30 "Yes", 8 "No", 1 "ABSTENTIONS"; 0 "RECUSALS".

  Motion Carried.

PUBLIC SAFETY & HUMAN SERVICES COMMITTEE – Mr. Lloyd Feng, Public Safety & Human Services Committee Chair, report as written.

- Mr. Feng requested a motion: Recommend state elected officials pass legislation that strengthens penalties against individuals who commit crimes against animals, supports TNR efforts, protects animals, and provides additional funding for animal welfare efforts.
  A motion was made by Mr. Vega and seconded by Mr. Pferd.

  The vote was 38 "Yes", 0 "No", 0 "ABSTENTIONS"; 0 "RECUSALS".

  Motion Carried.

LAND USE, ULURP AND LANDMARKS COMMITTEE – Ms. Del Teague, Committee Chair, report as written.

- Ms. Teague requested a motion for: 535 MORGAN AVENUE REZONING APPLICATION- 2024K0263, CEQR 25DCP027K, C250090ZMK. The committee voted unanimously to approve the application without conditions, but with requests to look into providing a pedestrian entrance on Morgan Avenue, enhanced landscaping on the property, solar paneling on the roof or a green roof, and permeable surfacing on the sidewalks and in the parking lot.
  A motion was made by Ms. Cabrera and seconded by Ms. Espinal.

  The vote was 37 "Yes", 0 "No", 0 "ABSTENTIONS"; 0 "RECUSALS".

  Motion Carried.

- Ms. Teague requested a motion for: 74 BOGART STREET REZONING APPLICATION - C250064ZMK, CEQR 25DCP029K. Motion: TO vote **No, unless they meet the following conditions:**
  1. The applicant will work with local schools to promote art education and career development to the extent that is satisfactory to the board and CB1 Education committee. The applicant will provide ongoing communication with the community board and the committee regarding its plans and progress in this endeavor.

2. The applicant will work with the Parks Department and will make a significant contribution, in an amount and of a kind acceptable to the Parks Department and the CB! Parks committee, towards ongoing maintenance and capital improvement of Gilbert Ramirez Park. The applicant will provide ongoing communication with the community board and the CB1 Parks committee regarding its plans and progress in this endeavor.
3. The applicant will use local artists for the outside artwork.
4. The applicant will explore the possibility of utilizing 100% electric power sources

   A motion was made by Ms. Kaminski and seconded by Mr. Caponegro.

The vote was 38 "Yes", 0 "No", 0 "ABSTENTIONS"; 0 "RECUSALS".

Motion Carried.

- Ms. Teague requested a motion: To Approve the Application for ALDI Supermarket
  A motion was made by Ms. Cabrera and seconded by Ms. Espinal.

  The vote was 37 "Yes", 0 "No", 0 "ABSTENTIONS"; 0 "RECUSALS".

  Motion Carried.

- Ms. Teague requested a motion: Approve with the condition that the applicant expeditiously renews and/or institutes an application with the School Construction Authority for approval to add a school facility to the River Ring development; and, in addition, that the applicant works in partnership with CB1, the CB1 Education Committee, and the Councilperson to further that application and secure the approval of the School Construction Authority. This was voted on at the caucus and approved unanimously by the members who were present.
  A motion was made by Mr. Caponegro and seconded by Ms. Cabrera.

  The vote was 39 "Yes", 0 "No", 0 "ABSTENTIONS"; 0 "RECUSALS".

  Motion Carried.

CHAIRPERSON'S REPORT – As written.

DISTRICT MANAGER'S REPORT – As written.

PARKS DEPARTMENT MINUTE – As written. See attached. Ms. Mary Salig submitted a written report which was distributed.

ANNOUNCEMENTS: ELECTED OFFICIALS

Council Member District 33, Hon. Lincoln Restler: Provided an update.

Bruno Daniel, Community Board 1 Liaison from Brooklyn Borough President's Office - provided an update.

Anya Lehr, Chief of Staff from Council Member's office Jennifer Gutierrez, provided an update.

Miranda Agustine, Chief of Staff from Assembly Member Emilly Gallagher's Office, provided an update.

Emely Rodriguez, Director of Operations from Senator Julia Salazar's Office, provided an update.

Ruben Flores, Community Liaison, from Senator Kristen Gozalez's Office, provided an update.

OLD BUSINESS- No old business

NEW BUSINESS-

Mr. Feng requested a motion: For CB1 to write a letter to the NYC Council (Speaker Adames; CM Restler who Chairs the committee on Gov. Ops; CM Gutierez) expressing CB1 following position on Multiple pieces of Legislation to be Heard at the 6/16/25 NYC Council Committee on Gov. Ops. Intro Bills 1250,0472 and 1065.
Motion Made by Mr. Dennis Seconded by Ms. Barros

The vote was 39 "Yes", 0 "No", 0 "ABSTENTIONS"; 0 "RECUSALS".

Motion Carried.

ADJOURNMENT
The meeting was adjourned at 9:58 pm.

Respectfully submitted,

Sonia Iglesias
Recording Secretary

COMMUNITY BOARD No. 1

435 GRAHAM AVENUE - BROOKLYN, NY 11211- 8813
PHONE: (718) 389-0009
FAX: (718) 389-0098
Email: bk01@cb.nyc.gov
Website: www.nyc.gov/brooklyncb1

HON. ANTONIO REYNOSO
BROOKLYN BOROUGH PRESIDENT

DEALICE FULLER
CHAIRPERSON

JOHANA PULGARIN
DISTRICT MANAGER

HON. LINCOLN RESTLER
COUNCILMEMBER, 33rd CD

HON. JENNIFER GUTIERREZ
COUNCILMEMBER, 34th CD

SIMON WEISER
FIRST VICE-CHAIRMAN

DEL TEAGUE
SECOND VICE-CHAIRPERSON

GINA BARROS
THIRD VICE-CHAIRPERSON

DAVID HEIMLICH
FINANCIAL SECRETARY

SONIA IGLESIAS
RECORDING SECRETARY

PHILIP A. CAPONEGRO
MEMBER-AT-LARGE

REVISED
May 28, 2025

COMBINED PUBLIC HEARING AND BOARD MEETING NOTICE

TO: Community Board Members and Residents
FROM: Dealice Fuller, Chairperson
RE: Scheduled Combined Public Hearing and Board Meeting
(26 members constitute a quorum for the Board)

FOR YOUR SAFETY AND THE SAFETY OF OTHER MASKS ARE ENCOURAGED BEFORE ENTERING THE MEETING.

Please be advised that a Combined Public Hearing and Board Meeting of Brooklyn Community Board No. 1 will be held as follows:

WHEN: **TUESDAY --- JUNE 10, 2025**
TIME: ***** 6:00 PM *****
WHERE: **SWINGING SIXTIES SENIOR CENTER**
211 AINSLIE STREET
BROOKLYN, NY 11211
(CORNER OF MANHATTAN AVENUE)

NOTE TO ALL SPEAKERS: THOSE WHO WISH TO SPEAK DURING THE PUBLIC SESSION MUST SIGN AND SUBMIT THEIR SPEAKER FORM FROM 5:45 PM-6:15 PM NO LATER THAN 6:15 PM.

PUBLIC HEARING

AGENDA

1. **PRESENTATION NEW YORK CITY EMERGENCY MANAGEMENT - BROOKLYN HEAT SEASON:** NYCM is presenting information for the upcoming heat

season 2025. Presenter: Dustin Ridener, MPA Special Projects Administrator, Community Engagement Bureau, NYCEM. **5 Minutes**

2. **PRESENTATION MONITOR POINT PROJECT:** Gotham Organization, in public-private partnership with the MTA, is enthusiastic to transform 40 and 56 Quay Street into a mixed-use development that transforms an incompatible industrious use and the Greenpoint Monitor Museum's land, which is suffering from erosion, into a haven for mixed-income housing with deeply affordable units, substantial open space, waterfront resiliency and an overall fairer, more accessible Greenpoint. Presenter, Bryan Kelly, Simeon Maleh, Varun Sanyal, Dan Kaplan, Gena Wirth, Daniel Hernandez, Representatives Gotham Organization. **20 Minutes.**

3. **PRESENTATION AN ENTITY TO BE FORMED BY ALEXANDER MIDDELMANN:** 96-98 North, 6th Street, Brooklyn, NY 11249. (New Application and Temporary Retail Permit, Liquor, Wine, Beer & Cider) this venue will have a capacity of more than 200 patrons. Referred by Mr. Arthur Dybanowski, Chair of the SLA Review & DCA Committee Presenters, Max Bookman, Esq., Eleanor Shotton Esq., Aplicant representative Alesander Middelmann, P&B Pesetsky & Bookman PC. **10 Minutes.**

4. **PRESENTATION NYS DEPARTMENT OF TRANSPORTATION :** The Safety and Mobility Improvements on Westbound Brooklyn-Queens Expressway (I-278) at Wythe Avenue (Exit 31) project will address the traffic congestion on the exit ramp and pedestrian safety at the Wythe Avenue intersection with Williamsburg Street West. This segment experiences reoccurring congestion and reduced speeds due to high traffic volumes and excessive queuing at the exit ramp which often spills back onto the mainline. The proposed improvement will separate the Exit 31 ramp and Williamsburg Street West approaches to Wythe Avenue with a physical barrier and widen the exit ramp to carry two travel lanes. The project will also optimize the existing traffic signal timings, refresh the existing pavement markings and crosswalks, and provide curb extensions for pedestrian safety. The project area will be on the westbound Brooklyn-Queens Expressway (I-278) from Bedford Avenue to Kent Avenue and the Wythe Ave intersections with Williamsburg Street West and Williamsburg Street East. The project is estimated to cost $11 million, with construction scheduled to start in Summer 2028 and completed by Winter 2031. Presenter, Mr. Alec Gellman, NYS-DOT. **15 Minutes.**

5. **PRESENTATION McDONALDS, 710 BROADWAY, BSA CAL # 2025-15-BZ:** This application is a raise and rebuild of Mcdonalds and seeks a special permit, pursuant to §§ 73-03 and 73-311 of the New York City Zoning Resolution to permit, on a site within a C4-3 zoning district zoning district, the operation of an accessory drive-through facility operating in conjunction with an as of right eating and drinking establishment (Use Group VI). Presenter Elyse Foladare, Representative Eric Palatnik, P.C., Attorneys at Law. **20 Minutes.**

6. **PRESENTATION DOMINO SITE B LAND USE APPLICATION CEQR 07DCP094K 264-350 KENT AVENUE:** IN THE MATTER OF an application submitted

by Domino A Partners LLC and Domino B Partners LLC pursuant to Sections 197-c and 201 of the New York City Charter for the grant of special permits pursuant to the following sections of the Zoning Resolution: 1. Section 74-743(a)(2) - to modify the location of buildings without regard for the height and Setback regulations of Section 62-34 (Height and Setback Regulations on Waterfront Blocks) and the requirements of Section 23-62 (Balconies); and 2. Section 74-743(a)(14)* - to apply the provisions of Section 23-23 to allow floor area exemptions in buildings existing on December 5, 2024 within the large-scale general development for use in a proposed new building (Building B) within the same large-scale general development; in connection with a proposed mixed use development on property generally bounded by Grand Street and its northwesterly prolongation, Kent Avenue, South 3rd Street, a line 100 feet northwesterly of Wythe Avenue, South 4th Street, Kent Avenue, South 5th Street and its northwesterly prolongation, and the U.S. Pierhead line (Block 2414, Lots 1, 3, 26, 1001-1007, 1102-1200, 1300-1365, and 1201-1202; and Block 2428, Lots 1101 - 1105), in R6/C2-4, R8/C2-4 and C6-2 Districts, within a large-scale general development. *Note: A zoning text amendment is proposed to create a new Section 74-943(a)(14) under a concurrent related application (N 250275 ZRK)

IN THE MATTER OF an application submitted by Domino A Partners LLC and Domino B Partners LLC pursuant to Sections 197-c and 201 of the New York City Charter for the grant of a special permit pursuant to Section 74-745(b) of the Zoning Resolution to waive the requirements for loading berth for retail or service uses, and where no single establishment exceeds 8,500 square feet for a zoning lot (Zoning Lot 1, Block 2414, Lots 1, 3, 26, 1001-1007, 1102-1200, and 1300-1365), in connection with a proposed mixed use development on property generally bounded by Grand Street and its northwesterly prolongation, Kent Avenue, South 3rd Street, a line 100 feet northwesterly of Wythe Avenue, South 4th Street, Kent Avenue, South 5th Street and its northwesterly prolongation, and the U.S. Pierhead line (Block 2414, Lots 1, 3, 26, 1001-1007, 1102-1200, 1300-1365, and 1201-1202; and Block 2428, Lots 1101 - 1105), in R6/C2-4, R8/C2-4 and C6-2 Districts, within a large-scale general development. Plans for this proposal are on file with the City Planning Commission and may be seen on the Zoning Application Portal at https://zap.planning.nyc.gov/projects/2024K0344, or the Department of City Planning, 120 Broadway, 31st Floor, New York, NY, 10271-0001. Presenter, David Lombino, Representative Domino A Partners LLC and Domino B Partners LLC. **20 Minutes.**

7. ELECTION OF OFFICERS AT 8:00 PM

8. DOT DINING OUT NYC PERMIT APPLICATIONS

1. Acre, 64 Meserole Ave. App # 20240830030001
2. Balkan Grind, 5 Withers St. App # 20250506030001
3. Brooklyn Safe House/Edens, 120 Franklin St. App # 20241028030001
4. Kijitora, 309 Graham Ave. App # 20240909030002
5. Nura, 46 Norman Ave. App # 20240803030037
6. Owlee Café & Studio, 211 Franklin St. App # 20250512030001
7. Republican Latin Fusion, 470 Driggs Ave. App # 20240803030062

8. Roebling Sporting Club, 225 North 8th St. App # 20240803030122
9. Savory Thai, 378 Metropolitan Ave. App # 20241017030001
10. Vamos al Tequila, 162 Franklin St. App # 20250516030001

9. <u>LIQUOR LICENSES</u>

<u>NEW</u>

1. 616 Metropolitan LLC (or other entity TBD to be created by Drew Toresco), 616 Metropolitan Avenue, (New Application & Temporary Retail Permit, Liquor, Wine, Beer & Cider, Rest)
2. 66 Greenpoint LLC, DBA TBD, 66 Greenpoint Avenue, (New Application & Temporary Retail Permit, Liquor, Wine, Beer & Cider, Tavern)
3. Amant Foundation USA Corp, DBA Kis Café, 932 Grand Street, (New Application & Temporary Retail Permit, Wine, Beer, & Cider, Renotification, Previously revised by the SLA Committee)
4. An Entity to be Formed by Alexander Middelmann, DBA TBD, 96-98 North 6th Street, (New Application & Temporary Retail Permit, Liquor, Wine, Beer & Cider, Club)
5. Artisan Orchestra, Inc., DBA Café O'te By House Brooklyn, 38 Norman Avenue, Unit-A, (New Application & Temporary Retail Permit, Wine, Beer & Cider, Rest, Renotification, change DBA)
6. Baby Lenin LLC, DBA TBD, 545 Metropolitan Avenue (New Application & Temporary Retail Permit, Liquor, Wine, Beer & Cider, Bar/Tavern)
7. Isla & Co Williamsburg LLC, DBA Isla & Co, 55 Wythe Avenue, (Removal, Liquor, Wine, Beer & Cider, Rest)
8. Malavita Worldwide LLC, DBA Malavita, 614 Manhattan Avenue (New Application & Temporary Retail Permit, Liquor, Wine, Beer & Cider, Bar/Tavern, Renotification)
9. Meet and Meat Williamsburg Inc., 361 Graham Avenue Unit 1L, (New Application & Temporary Retail Permit, Liquor, Wine, Beer & Cider, Rest, Renotification, Change from LLC to Inc)
10. Misipasta LLC, DBA Misipasta, 46 Grand Street, (New Application & Temporary Retail Permit, Liquor, Wine, Beer & Cider, Bar/Tavern)
11. Nola Brooklyn LLC, DBA Propaganda, 360 Bedford Avenue, (Corporate Change, Liquor, Wine, Beer & Cider, Bar/Tavern)
12. ONEELEVEN HIFI LLC, 119 Ingraham Street, (New Application & Temporary Retail Permit, Liquor, Wine, Beer & Cider, Bar/Tavern)
13. Puertas Dining Group LLC, 270 South 5th Street, (New Application & Temporary Retail Permit, Liquor, Wine, Beer & Cider, Rest)
14. The Twisted Spine LLC, 306 Grand Street, (New Application & Temporary Retail Permit, Wine, Beer & Cider, Bar / Tavern)
15. Ukrainian American Soccer Association Inc, DBA New York Ukrainian Sports Club, 663 Manhattan Avenue, (New Application, Liquor, Wine, Beer & Cider, Club)

SIDEWALK CAFÉ – ROAD SITTING

1. 451 Graham Ave. Corp, DBA The Richardson, 451 Graham Avenue.
2. 51 Kent Café Inc, DBA Kent Ale House, 51 Kent Avenue.
3. Bamontes Restaurant Corp, DBA Bamontes, 32 Withers Street.
4. Cafe Mogador LLC, 133 Wythe Avenue.
5. Grand Endeavors Inc, DBA Clem's, 264 Grand Street.
6. JANKYBOYZ LLC, DBA Jack's Wife Freda, 258 Wythe Avenue.
7. Kettle Pie Inc, DBA Allswell, 124 Bedford Avenue.
8. MLBK LLC, DBA Modern Love, 317 Union Avenue.
9. OB Hospitality Inc, DBA Oh Boy & Beck and Call, 84 Havemeyer Street Left Store.
10. Oregano LLC, DBA Oregano, 102 Berry Street.
11. Riverwalk Management Inc, DBA Naked Dog, 47 Java Street.
12. The 709 Lorimer Street Restaurant Corp, DBA Pete's Candy Store, 709 Lorimer Street.

RENEWAL

1. 88 South 8th Inc, DBA Cibone House Dashi Okume, 50 Norman Avenue, (Renewal, Wine, Beer & Cider, Rest)
2. Adma LLC, DBA Torst, 615 Manhattan Ave, (Renewal, Liquor, Wine, Beer & Cider, Rest)
3. Bromaco Inc, DBA Aurora, 70 Grand Street, (Renewal, Liquor, Wine, Beer & Cider, Rest)
4. Coyoacan Lorimer LLC, DBA Zona Rosa Brooklyn, 571 Lorimer Street, (Renewal, Liquor, Wine, Beer & Cider, Rest)
5. Dingxiang Inc., DBA Birds of Feather, 172 North 1st Street AKA 191 Grand Street, (Renewal, Wine, Beer & Cider, Rest)
6. El Ketzalt Corp, DBA Haab, 202 Leonard Street, (Renewal, Wine, Beer & Cider, Rest)
7. Koja Grill LLC, DBA Dokebi, 199 Grand Street, (Renewal, Liquor, Wine, Beer & Cider, Rest)
8. La Nortena Rest No 2 Corp, 255 A Graham Avenue, (Renewal, Liquor, Wine, Beer & Cider, Rest)
9. Little Dokebi Inc, DBA Little Dokebi, 85 Driggs Avenue, (Renewal, Wine, Beer & CIder, Rest)
10. Little Horse LLC, DBA H & H Reserve, 519 Metropolitan Avenue, (Renewal, Liquor, Wine, Beer & Cider, Bar/Tavern)
11. Misipasta LLC, DBA Misipasta, 46 Grand Street, (Renewal, Liquor, Wine, Beer & Cider, Bar / Tavern)
12. Nakameguro LLC, DBA As You Like, 428 Humboldt Street, (Renewal, Wine, Beer & Cider, Bar / Tavern)
13. OB HOSPITALITY INC, 84 Havemeyer Street, Left Store, (Renewal, Liquor, Wine, Beer & Cider, Rest)

14. Ramales Thai Food Corp., DBA Lily Thai Restaurant, 615 Grand Street, (Renewal, Wine, Beer & Cider, Rest)
15. Shake Shack New York LLC, DBA Shake Shack, 160 Berry Street, (Renewal, Wine, Beer & Cider, Rest)
16. Tony's Pizzeria of Nassau Ave Corp, DBA Tony's Pizzeria, 175 Nassau Avenue (Renewal, Wine, Beer & Cider, Rest)
17. Valencia's Cafe Wine & Tapas Inc, 130 Grand Street Space C, (Renewal, Wine, Beer & Cider, Bar/Tavern)
18. YHG Hospitality Inc., DBA The Breeze, 595 Manhattan Avenue, (Renewal, Liquor, Wine, Beer & Cider, Rest)

6. **CANNABIS LICENSES:**

    1. Albert D Capraro, DBA Albert D Capraro, 148 Kingsland Avenue, (Retail Dispensary)
    2. David Pejovic, DBA Potency Group LLC, 58 Greenpoint Avenue, (Retail Dispensary)
    3. Jennifer Babaian, DBA 7 Leaf Clover, 132 Metropolitan Avenue (Retail Dispensary)
    4. Jennifer Tzar, DBA Salt City Naturals, LLC, 61 North 11th Street, (Retail Dispensary)
    5. Vincent Pezzulo, DBA Alka Life LLC, 278 Grand Street, (Retail Dispensary)

ELECTION OF OFFICERS AT 8:00 PM

BOARD MEETING

MOMENT OF SILENCE

ROLL CALL

APPROVAL OF THE AGENDA

APPROVAL OF THE MINUTES – Combined Public Hearing and Board Meeting of May 13, 2025

PUBLIC SESSION – Reserved for the Public's expression. Board Members will not be allowed to speak. (**NOTE:** All persons who wish to speak during this portion of the meeting must **REGISTER IN PERSON** between **5:45 PM – 6:15 PM**, NO later than **6:15 PM**) Each scheduled participant for this session will have an allowance of two (2) minutes [time permitting]. (No questions will be entertained. Speakers are requested to submit their testimony in writing.)

COMMITTEE REPORTS

CHAIRPERSON'S REPORT – As written.

VICE-CHAIRPERSON'S REPORT – As written.

DISTRICT MANAGER'S REPORT – As written.

PARKS REPORT – As written

ANNOUNCEMENTS: ELECTED OFFICIALS

OLD BUSINESS

NEW BUSINESS

ADJOURNMENT

Note: For further information on accessibility or to make a request for accommodation, such as sign language interpretation services, please contact Brooklyn Community Board No. 1, Tel. (718) 389-0009; at least (5) business days in advance to ensure availability.

Community Board No. 1
Candidates for Elections
June 10, 2025

(Names Appear Alphabetically for Each Position)

EXECUTIVE COMMITTEE

Chairperson

Dealice Fuller

First Vice Chairperson

Austin Pferd
Simon Weiser

Second Vice Chairperson

Del Teague

Third Vice Chairperson

Gina Barros

Financial Secretary

David Heimlich

Recording Secretary

Sonia Iglesias

Member At Large

Philip Caponegro
Meryl Laborde

ATTENDANCE COMMITTEE

(3) To be Selected
Karina Aguilar
Eric Bruzaitis
Iris Cabrera
Caitlin Kawaguchi

COMMUNITY BOARD NO. 1

435 GRAHAM AVENUE – BROOKLYN, NY 11211
PHONE: (718) 389-0009
FAX: (718) 389-0098
Email: bk01@cb.nyc.gov
Website: www.nyc.gov/brooklyncb1

ATTENDANCE SHEET

(26 Members Constitute a Quorum for the Board Meeting & Public Hearing)
DATE: 06-10-2025

BOARD MEETING AND PUBLIC HEARING

KARINA AGUILAR		SONIA IGLESIAS	
BOGDAN BACHOROWSKI		MOISHE INDIG	
LISA BAMONTE		MATTHEW ISAACS	
GINA BARROS		JACOB ITZKOWITZ	
TEON BROOKS		ROBERT JEFFERY	
ERIC BRUZAITIS		BOZENA KAMINSKI	
IRIS CABRERA		CAITLIN KAWAGUCHI	
PHILIP CAPONEGRO		PAUL KELTERBORN	
FRANK CARBONE		WILLIAM KLAGSBALD	
STEPHEN CHESLER		MERYL LABORDE	
GIOVANNI D'AMATO		MARIE LEANZA	
WARD DENNIS		YAMILLETTE LEBRON	
ERIN DRINKWATER		JODIE LOVE	
MIGUELINA DURAN		CLEMENTINE McCOY	
ARTHUR DYBANOWSKI		MICHAL MROWIEC	
ROSEMARY ESPINAL		RABBI DAVID NIEDERMAN	
LLOYD FENG		JANICE PETERSON	
JULIA AMANDA FOSTER		AUSTIN PFERD	
RIFKA FRIEDMAN		~~BELLA~~ SABEL	
DEALICE FULLER		ISAAC SOFER	
JOEL GOLDSTEIN		SAMEER TALATI	
JOEL GROSS		DEL TEAGUE	
DAVID HEIMLICH		RAFFAELLO VANCOUTEN	
LARISSA HO		WILLIAM VEGA	
KATIE DENNY HOROWITZ		SIMON WEISER	

Council Member
Lincoln Restler _____

Council Member
Jennifer Gutierrez _____

DATE: JUNE 10, 2025

COMBINED BOARD MEETING

	NAME	ROLL CALL 1ST	ROLL CALL 2ND	ROLL CALL 3RD	ROLL CALL 4TH	ROLL CALL 5TH
1	KARINA AGUILAR	✓	✓			
2	BOGDAN BACHOROWSKI	✓	✓			
3	LISA BAMONTE	✓	✓			
4	GINA BARROS	✓	✓			
5	TEON BROOKS	✓	✓			
6	ERIC BRUZAITIS	✓	✓			
7	IRIS CABRERA	✓	✓			
8	PHILIP CAPONEGRO	✓	✓			
9	FRANK CARBONE	✓	✓			
10	STEPHEN CHESLER	✓	✓			
11	GIOVANNI D'AMATO	✓	✓			
12	WARD DENNIS	✓	✓			
13	ERIN DRINKWATER	✓	✓			
14	MIGUELINA DURAN		✓			
15	ARTHUR DYBANOWSKI	✓	✓			
16	ROSEMARY ESPINAL	✓	✓			
17	LLOYD FENG	✓	✓			
18	JULIA AMANDA FOSTER	✓	✓			
19	RIFKA FRIEDMAN		✓			
20	DEALICE FULLER					
21	JOEL GOLDSTEIN		✓			
22	JOEL GROSS					
23	DAVID HEIMLICH	✓	✓			
24	LARISSA HO		✓			
25	KATIE DENNY HOROWITZ	✓	✓			
26	SONIA IGLESIAS	✓	✓			
27	MOISHE INDIG	✓				
28	MATTHEW ISAACS	✓	✓			
29	JACOB ITZKOWITZ	✓				
30	ROBERT JEFFERY		✓			
31	BOZENA KAMINSKI	✓	✓			
32	CAITLIN KAWAGUCHI	✓	✓			
33	PAUL KELTERBORN	✓	✓			
34	WILLIAM KLAGSBALD					
35	MERYL LABORDE		✓			
36	MARIE LEANZA	✓	✓			
37	YAMILLETTE LEBRON					
38	JODIE LOVE	✓	✓			
39	CLEMENTINE McCOY					
40	MICHAL MROWIEC		✓			
41	RABBI DAVID NIEDERMAN					
42	JANICE PETERSON	[redacted]	✓			
43	AUSTIN PFERD	✓	✓			
44	BELLA SABEL		✓			
45	ISAAC SOFER		✓			
46	SAMEER TALATI	✓	✓			
47	DEL TEAGUE	✓	✓			
48	RAFFAELLO VAN COUTEN	✓	✓			
49	WILLIAM VEGA	✓	✓			
50	SIMON WEISER	✓	✓			
	TOTAL:	34	42			
	TIME:	6:10PM	9:40			

COMMUNITY BOARD NO. 1

435 GRAHAM AVENUE – BROOKLYN, NY 11211
PHONE: (718) 389-0009
FAX: (718) 389-0098
Email: bk01@cb.nyc.gov
Website: www.nyc.gov/brooklyncb1

CANNABIS COMMITTEE MOTION: To approve report as written

Motion made by: Mr. Chesler

Seconded by: Mr. Bruzaitis

DATE: 6/10/2025

	YES	NO	ABS	REC
KARINA AGUILAR		✓		
BOGDAN BACHOROWSKI	✓			
LISA BAMONTE	✓			
GINA BARROS	✓			
TEON BROOKS		✓		
ERIC BRUZAITIS	✓			
IRIS CABRERA	✓			
PHILIP CAPONEGRO	✓			
FRANK CARBONE	✓			
STEPHEN CHESLER	✓			
GIOVANNI D'AMATO	✓			
WARD DENNIS	✓			
ERIN DRINKWATER	✓			
MIGUELINA DURAN	✓			
ARTHUR DYBANOWSKI	✓			
ROSEMARY ESPINAL	✓			
LLOYD FENG	✓			
JULIA AMANDA FOSTER		✓		
RIFKA FRIEDMAN			✓	
DEALICE FULLER				
JOEL GOLDSTEIN	✓			
JOEL GROSS				
DAVID HEIMLICH			✓	
LARISSA HO				
KATIE DENNY HOROWITZ	✓			

	YES	NO	ABS	REC
SONIA IGLESIAS		✓		
MOISHE INDIG				
MATTHEW ISAACS	✓			
JACOB ITZKOWITZ				
ROBERT JEFFERY	✓			
BOZENA KAMINSKI	✓			
CAITLIN KAWAGUCHI	✓			
PAUL KELTERBORN	✓			
WILLIAM KLAGSBALD				
MERYL LABORDE	✓			
MARIE LEANZA	✓			
YAMILLETTE LEBRON				
JODIE LOVE	✓			
CLEMENTINE McCOY				
MICHAL MROWIEC	✓			
RABBI DAVID NIEDERMAN				
JANICE PETERSON			✓	
AUSTIN PFERD	✓			
BELLA SABEL			✓	
ISAAC SOFER		✓		
SAMEER TALATI				
DEL TEAGUE	✓			
RAFFAELLO VAN COUTEN	✓			
WILLIAM VEGA	✓			
SIMON WEISER		✓		

TIME: 10:08PM TALLY: 30 YES 6 NO 4 ABS 0 RECUSAL

COMMUNITY BOARD NO. 1

435 GRAHAM AVENUE – BROOKLYN, NY 11211
PHONE: (718) 389-0009
FAX: (718) 389-0098
Email: bk01@cb.nyc.gov
Website: www.nyc.gov/brooklyncb1

LAND USE, ULURP COMMITTEE MOTION: 74 BOGART STREET REZONING APPLICATION - C250064ZMK, CEQR 25DCP029K to vote no, to the application unless they meet the following conditions: 1-The applicant will work with local schools to promote art education and career development to the extent that is satisfactory to the board and CB1 Education committee. The applicant will provide ongoing communication with the community board and the committee regarding its plans and progress in this endeavor.

Motion made by: Ms. Kaminski

Seconded by: Mr. Capenegro

DATE: 6/10/2025

	YES	NO	ABS	REC
KARINA AGUILAR	✓			
BOGDAN BACHOROWSKI	✓			
LISA BAMONTE	✓			
GINA BARROS	✓			
TEON BROOKS	✓			
ERIC BRUZAITIS	✓			
IRIS CABRERA	✓			
PHILIP CAPONEGRO	✓			
FRANK CARBONE	✓			
STEPHEN CHESLER	✓			
GIOVANNI D'AMATO				✓
WARD DENNIS	✓			
ERIN DRINKWATER	✓			
MIGUELINA DURAN	✓			
ARTHUR DYBANOWSKI	✓			
ROSEMARY ESPINAL	✓			
LLOYD FENG	✓			
JULIA AMANDA FOSTER	✓			
RIFKA FRIEDMAN	✓			
DEALICE FULLER				
JOEL GOLDSTEIN	✓			
JOEL GROSS	✓			
DAVID HEIMLICH	✓			
LARISSA HO	✓			
KATIE DENNY HOROWITZ	✓			

	YES	NO	ABS	REC
SONIA IGLESIAS	✓			
MOISHE INDIG				
MATTHEW ISAACS	✓			
JACOB ITZKOWITZ				
ROBERT JEFFERY	✓			
BOZENA KAMINSKI	✓			
CAITLIN KAWAGUCHI	✓			
PAUL KELTERBORN	✓			
WILLIAM KLAGSBALD				
MERYL LABORDE	✓			
MARIE LEANZA	✓			
YAMILLETTE LEBRON				
JODIE LOVE	✓			
CLEMENTINE McCOY				
MICHAL MROWIEC	✓			
RABBI DAVID NIEDERMAN				
JANICE PETERSON	✓			
AUSTIN PFERD	✓			
BELLA SABEL	✓			
ISAAC SOFER				
SAMEER TALATI				
DEL TEAGUE	✓			
RAFFAELLO VAN COUTEN	✓			
WILLIAM VEGA	✓			
SIMON WEISER	✓			

TIME: 10:54PM TALLY: 38 YES 0 NO 0 ABS 1 RECUSAL

COMMUNITY BOARD NO. 1

435 GRAHAM AVENUE – BROOKLYN, NY 11211
PHONE: (718) 389-0009
FAX: (718) 389-0098
Email: bk01@cb.nyc.gov
Website: www.nyc.gov/brooklyncb1

LAND USE, ULURP COMMITTEE MOTION: 74 BOGART STREET REZONING APPLICATION - C250064ZMK, CEQR 25DCP029K to vote no to the application unless they meet the following conditions: 2- The applicant will work with the Parks Department and will make a significant contribution, in an amount and of a kind acceptable to the Parks Department and the CB! Parks committee, towards ongoing maintenance and capital improvement of Gilbert Ramirez Park. The applicant will provide ongoing communication with the community board and the CB1 Parks committee regarding its plans and progress in this endeavor.

Motion made by: Ms. Kaminski

Seconded by: Mr. Capenegro

DATE: 6/10/2025

	YES	NO	ABS	REC
KARINA AGUILAR	✓			
BOGDAN BACHOROWSKI	✓			
LISA BAMONTE	✓			
GINA BARROS	✓			
TEON BROOKS	✓			
ERIC BRUZAITIS	✓			
IRIS CABRERA	✓			
PHILIP CAPONEGRO	✓			
FRANK CARBONE	✓			
STEPHEN CHESLER	✓			
GIOVANNI D'AMATO				✓
WARD DENNIS	✓			
ERIN DRINKWATER	✓			
MIGUELINA DURAN	✓			
ARTHUR DYBANOWSKI	✓			
ROSEMARY ESPINAL	✓			
LLOYD FENG	✓			
JULIA AMANDA FOSTER	✓			
RIFKA FRIEDMAN	✓			
DEALICE FULLER				
JOEL GOLDSTEIN	✓			
JOEL GROSS	✓			
DAVID HEIMLICH	✓			
LARISSA HO	✓			
KATIE DENNY HOROWITZ	✓			

	YES	NO	ABS	REC
SONIA IGLESIAS	✓			
MOISHE INDIG				
MATTHEW ISAACS	✓			
JACOB ITZKOWITZ				
ROBERT JEFFERY	✓			
BOZENA KAMINSKI	✓			
CAITLIN KAWAGUCHI	✓			
PAUL KELTERBORN	✓			
WILLIAM KLAGSBALD				
MERYL LABORDE	✓			
MARIE LEANZA	✓			
YAMILLETTE LEBRON				
JODIE LOVE	✓			
CLEMENTINE McCOY				
MICHAL MROWIEC	✓			
RABBI DAVID NIEDERMAN				
JANICE PETERSON	✓			
AUSTIN PFERD	✓			
BELLA SABEL	✓			
ISAAC SOFER				
SAMEER TALATI				
DEL TEAGUE	✓			
RAFFAELLO VAN COUTEN	✓			
WILLIAM VEGA	✓			
SIMON WEISER	✓			

TIME: 10:54PM **TALLY:** 38 **YES** 0 **NO** 0 **ABS** 1 **RECUSAL**

COMMUNITY BOARD NO. 1

435 GRAHAM AVENUE – BROOKLYN, NY 11211
PHONE: (718) 389-0009
FAX: (718) 389-0098
Email: bk01@cb.nyc.gov
Website: www.nyc.gov/brooklyncb1

LAND USE, ULURP COMMITTEE MOTION: 74 BOGART STREET REZONING APPLICATION - C250064ZMK, CEQR 25DCP029K To Vote no to the application unless they meet the following :3- The applicant will use local artists for the outside artwork.
4- The applicant will explore the possibility of utilizing 100% electric power sources.

Motion made by: Ms. Kaminski

Seconded by: Mr. Caponegro

DATE: 6/10/2025

	YES	NO	ABS	REC
KARINA AGUILAR	✓			
BOGDAN BACHOROWSKI	✓			
LISA BAMONTE	✓			
GINA BARROS	✓			
TEON BROOKS	✓			
ERIC BRUZAITIS	✓			
IRIS CABRERA	✓			
PHILIP CAPONEGRO	✓			
FRANK CARBONE	✓			
STEPHEN CHESLER	✓			
GIOVANNI D'AMATO				✓
WARD DENNIS	✓			
ERIN DRINKWATER	✓			
MIGUELINA DURAN	✓			
ARTHUR DYBANOWSKI	✓			
ROSEMARY ESPINAL	✓			
LLOYD FENG	✓			
JULIA AMANDA FOSTER	✓			
RIFKA FRIEDMAN	✓			
DEALICE FULLER				
JOEL GOLDSTEIN	✓			
JOEL GROSS				
DAVID HEIMLICH	✓			
LARISSA HO				
KATIE DENNY HOROWITZ	✓			

	YES	NO	ABS	REC
SONIA IGLESIAS	✓			
MOISHE INDIG				
MATTHEW ISAACS	✓			
JACOB ITZKOWITZ				
ROBERT JEFFERY	✓			
BOZENA KAMINSKI	✓			
CAITLIN KAWAGUCHI	✓			
PAUL KELTERBORN	✓			
WILLIAM KLAGSBALD				
MERYL LABORDE	✓			
MARIE LEANZA	✓			
YAMILLETTE LEBRON				
JODIE LOVE	✓			
CLEMENTINE McCOY				
MICHAL MROWIEC				
RABBI DAVID NIEDERMAN				
JANICE PETERSON	✓			
AUSTIN PFERD	✓			
BELLA SABEL	✓			
ISAAC SOFER				
SAMEER TALATI				
DEL TEAGUE	✓			
RAFFAELLO VAN COUTEN	✓			
WILLIAM VEGA	✓			
SIMON WEISER	✓			

TIME: 10:54PM **TALLY:** 38 **YES** 0 **NO** 0 **ABS** 1 **RECUSAL**

COMMUNITY BOARD NO. 1

435 GRAHAM AVENUE – BROOKLYN, NY 11211
PHONE: (718) 389-0009
FAX: (718) 389-0098
Email: bk01@cb.nyc.gov
Website: www.nyc.gov/brooklyncb1

LAND USE, ULURP COMMITTEE MOTION: To Approve Application for ALDI Supermarket

Motion made by: Ms. Cabrera

Seconded by: Ms. Espinal

DATE: 6/10/2025

	YES	NO	ABS	REC		YES	NO	ABS	REC
KARINA AGUILAR	✓				SONIA IGLESIAS	✓			
BOGDAN BACHOROWSKI					MOISHE INDIG				
LISA BAMONTE	✓				MATTHEW ISAACS	✓			
GINA BARROS	✓				JACOB ITZKOWITZ				
TEON BROOKS	✓				ROBERT JEFFERY	✓			
ERIC BRUZAITIS	✓				BOZENA KAMINSKI	✓			
IRIS CABRERA	✓				CAITLIN KAWAGUCHI	✓			
PHILIP CAPONEGRO	✓				PAUL KELTERBORN	✓			
FRANK CARBONE	✓				WILLIAM KLAGSBALD				
STEPHEN CHESLER	✓				MERYL LABORDE	✓			
GIOVANNI D'AMATO	✓				MARIE LEANZA	✓			
WARD DENNIS	✓				YAMILLETTE LEBRON				
ERIN DRINKWATER	✓				JODIE LOVE	✓			
MIGUELINA DURAN	✓				CLEMENTINE McCOY				
ARTHUR DYBANOWSKI					MICHAL MROWIEC	✓			
ROSEMARY ESPINAL	✓				RABBI DAVID NIEDERMAN				
LLOYD FENG	✓				JANICE PETERSON	✓			
JULIA AMANDA FOSTER	✓				AUSTIN PFERD	✓			
RIFKA FRIEDMAN	✓				BELLA SABEL	✓			
DEALICE FULLER					ISAAC SOFER				
JOEL GOLDSTEIN	✓				SAMEER TALATI				
JOEL GROSS					DEL TEAGUE	✓			
DAVID HEIMLICH	✓				RAFFAELLO VAN COUTEN	✓			
LARISSA HO					WILLIAM VEGA	✓			
KATIE DENNY HOROWITZ	✓				SIMON WEISER	✓			

TIME: 10:25PM **TALLY:** 37 **YES** 0 **NO** 0 **ABS** 0 **RECUSAL**

COMMUNITY BOARD NO. 1

435 GRAHAM AVENUE – BROOKLYN, NY 11211
PHONE: (718) 389-0009
FAX: (718) 389-0098
Email: bk01@cb.nyc.gov
Website: www.nyc.gov/brooklyncb1

LAND USE, ULURP COMMITTEE MOTION: 535 MORGAN AVENUE REZONING APPLICATION- 2024K0263, CEQR 25DCP027K, C250090ZMK to approve the application without conditions, but with requests to look into providing a pedestrian entrance on Morgan Avenue, enhanced landscaping on the property, solar paneling on the roof or a green roof, and permeable surfacing on the sidewalks and in the parking lot.

Motion made by: Iris Cabrera

Seconded by: RoseMary Espinal

DATE: 6/10/2025

	YES	NO	ABS	REC		YES	NO	ABS	REC
KARINA AGUILAR	✓				SONIA IGLESIAS	✓			
BOGDAN BACHOROWSKI					MOISHE INDIG				
LISA BAMONTE	✓				MATTHEW ISAACS	✓			
GINA BARROS	✓				JACOB ITZKOWITZ				
TEON BROOKS	✓				ROBERT JEFFERY	✓			
ERIC BRUZAITIS	✓				BOZENA KAMINSKI	✓			
IRIS CABRERA	✓				CAITLIN KAWAGUCHI	✓			
PHILIP CAPONEGRO	✓				PAUL KELTERBORN	✓			
FRANK CARBONE	✓				WILLIAM KLAGSBALD				
STEPHEN CHESLER	✓				MERYL LABORDE	✓			
GIOVANNI D'AMATO	✓				MARIE LEANZA	✓			
WARD DENNIS	✓				YAMILLETTE LEBRON				
ERIN DRINKWATER	✓				JODIE LOVE	✓			
MIGUELINA DURAN	✓				CLEMENTINE McCOY				
ARTHUR DYBANOWSKI					MICHAL MROWIEC	✓			
ROSEMARY ESPINAL	✓				RABBI DAVID NIEDERMAN				
LLOYD FENG	✓				JANICE PETERSON	✓			
JULIA AMANDA FOSTER	✓				AUSTIN PFERD	✓			
RIFKA FRIEDMAN	✓				BELLA SABEL	✓			
DEALICE FULLER					ISAAC SOFER				
JOEL GOLDSTEIN	✓				SAMEER TALATI				
JOEL GROSS					DEL TEAGUE	✓			
DAVID HEIMLICH	✓				RAFFAELLO VAN COUTEN	✓			
LARISSA HO					WILLIAM VEGA	✓			
KATIE DENNY HOROWITZ	✓				SIMON WEISER	✓			

TIME: 10:25PM TALLY: 37 YES 0 NO 0 ABS 0 RECUSAL

COMMUNITY BOARD NO. 1

435 GRAHAM AVENUE – BROOKLYN, NY 11211
PHONE: (718) 389-0009
FAX: (718) 389-0098
Email: bk01@cb.nyc.gov
Website: www.nyc.gov/brooklyncb1

Domino Motion: Approve with the condition that the applicant expeditiously renews and/or institutes an application with the School Construction Authority for approval to add a school facility to the River Ring development; and, in addition, that the applicant works in partnership with with CB1, the CB1 Education Committee, and the Councilperson to further that application and secure the approval of the School Construction Authority.This was voted on at the caucus and approved unanimously by the members who were present.

Motion made by: Mr. Caponegro

Seconded by: Ms. Cabrera

DATE: 6/10/2025

	YES	NO	ABS	REC
KARINA AGUILAR	✓			
BOGDAN BACHOROWSKI	✓			
LISA BAMONTE	✓			
GINA BARROS	✓			
TEON BROOKS	✓			
ERIC BRUZAITIS	✓			
IRIS CABRERA	✓			
PHILIP CAPONEGRO	✓			
FRANK CARBONE	✓			
STEPHEN CHESLER	✓			
GIOVANNI D'AMATO	✓			
WARD DENNIS	✓			
ERIN DRINKWATER	✓			
MIGUELINA DURAN	✓			
ARTHUR DYBANOWSKI	✓			
ROSEMARY ESPINAL	✓			
LLOYD FENG	✓			
JULIA AMANDA FOSTER	✓			
RIFKA FRIEDMAN	✓			
DEALICE FULLER				
JOEL GOLDSTEIN	✓			
JOEL GROSS		✓		
DAVID HEIMLICH	✓			
LARISSA HO		✓		
KATIE DENNY HOROWITZ	✓			

	YES	NO	ABS	REC
SONIA IGLESIAS	✓			
MOISHE INDIG				
MATTHEW ISAACS	✓			
JACOB ITZKOWITZ				
ROBERT JEFFERY	✓			
BOZENA KAMINSKI	✓			
CAITLIN KAWAGUCHI	✓			
PAUL KELTERBORN	✓			
WILLIAM KLAGSBALD				
MERYL LABORDE	✓			
MARIE LEANZA	✓			
YAMILLETTE LEBRON				
JODIE LOVE	✓			
CLEMENTINE McCOY				
MICHAL MROWIEC	✓			
RABBI DAVID NIEDERMAN				
JANICE PETERSON	✓			
AUSTIN PFERD	✓			
BELLA SABEL	✓			
ISAAC SOFER				
SAMEER TALATI				
DEL TEAGUE	✓			
RAFFAELLO VAN COUTEN	✓			
WILLIAM VEGA	✓			
SIMON WEISER	✓			

TIME: 10:55PM **TALLY:** 39 **YES** 0 **NO** 0 **ABS** 0 **RECUSAL**

COMMUNITY BOARD NO. 1

435 GRAHAM AVENUE – BROOKLYN, NY 11211
PHONE: (718) 389-0009
FAX: (718) 389-0098
Email: bk01@cb.nyc.gov
Website: www.nyc.gov/brooklyncb1

Domino Motion: Approve with the condition that the applicant expeditiously renews and/or institutes an application with the School Construction Authority for approval to add a school facility to the River Ring development; and, in addition, that the applicant works in partnership with with CB1, the CB1 Education Committee, and the Councilperson to further that application and secure the approval of the School Construction Authority.This was voted on at the caucus and approved unanimously by the members who were present.

Motion made by: Mr. Caponegro

Seconded by: Ms. Cabrera

DATE: 6/10/2025

	YES	NO	ABS	REC
KARINA AGUILAR	✓			
BOGDAN BACHOROWSKI	✓			
LISA BAMONTE	✓			
GINA BARROS	✓			
TEON BROOKS	✓			
ERIC BRUZAITIS	✓			
IRIS CABRERA	✓			
PHILIP CAPONEGRO	✓			
FRANK CARBONE	✓			
STEPHEN CHESLER	✓			
GIOVANNI D'AMATO	✓			
WARD DENNIS	✓			
ERIN DRINKWATER	✓			
MIGUELINA DURAN	✓			
ARTHUR DYBANOWSKI	✓			
ROSEMARY ESPINAL	✓			
LLOYD FENG	✓			
JULIA AMANDA FOSTER	✓			
RIFKA FRIEDMAN	✓			
DEALICE FULLER				
JOEL GOLDSTEIN	✓			
JOEL GROSS		✓		
DAVID HEIMLICH	✓			
LARISSA HO		✓		
KATIE DENNY HOROWITZ	✓			

	YES	NO	ABS	REC
SONIA IGLESIAS	✓			
MOISHE INDIG				
MATTHEW ISAACS	✓			
JACOB ITZKOWITZ				
ROBERT JEFFERY	✓			
BOZENA KAMINSKI	✓			
CAITLIN KAWAGUCHI	✓			
PAUL KELTERBORN	✓			
WILLIAM KLAGSBALD				
MERYL LABORDE	✓			
MARIE LEANZA	✓			
YAMILLETTE LEBRON				
JODIE LOVE	✓			
CLEMENTINE McCOY				
MICHAL MROWIEC	✓			
RABBI DAVID NIEDERMAN				
JANICE PETERSON	✓			
AUSTIN PFERD	✓			
BELLA SABEL	✓			
ISAAC SOFER				
SAMEER TALATI				
DEL TEAGUE	✓			
RAFFAELLO VAN COUTEN	✓			
WILLIAM VEGA	✓			
SIMON WEISER	✓			

TIME: 10:55PM **TALLY:** 39 **YES** 0 **NO** 0 **ABS** 0 **RECUSAL**

COMMUNITY BOARD NO. 1

435 GRAHAM AVENUE – BROOKLYN, NY 11211
PHONE: (718) 389-0009
FAX: (718) 389-0098
Email: bk01@cb.nyc.gov
Website: www.nyc.gov/brooklyncb1

PARKS & WATERFRONT COMMITTEE MOTION: to send a letter to HPD, Parks Dept. & Elected officials to support the expansion of the 61 Franklin Street Garden to include the property at 59 Franklin Street.

Motion made by: Dybanowski, Arthur
Seconded by: Katie Denny Horowitz
DATE: 6/10/2025

	YES	NO	ABS	REC		YES	NO	ABS	REC
KARINA AGUILAR	✓				SONIA IGLESIAS	✓			
BOGDAN BACHOROWSKI	✓				MOISHE INDIG				
LISA BAMONTE	✓				MATTHEW ISAACS	✓			
GINA BARROS	✓				JACOB ITZKOWITZ				
TEON BROOKS	✓				ROBERT JEFFERY	✓			
ERIC BRUZAITIS	✓				BOZENA KAMINSKI	✓			
IRIS CABRERA	✓				CAITLIN KAWAGUCHI	✓			
PHILIP CAPONEGRO	✓				PAUL KELTERBORN	✓			
FRANK CARBONE	✓				WILLIAM KLAGSBALD				
STEPHEN CHESLER	✓				MERYL LABORDE	✓			
GIOVANNI D'AMATO	✓				MARIE LEANZA	✓			
WARD DENNIS	✓				YAMILLETTE LEBRON				
ERIN DRINKWATER	✓				JODIE LOVE	✓			
MIGUELINA DURAN	✓				CLEMENTINE McCOY				
ARTHUR DYBANOWSKI	✓				MICHAL MROWIEC	✓			
ROSEMARY ESPINAL	✓				RABBI DAVID NIEDERMAN				
LLOYD FENG	✓				JANICE PETERSON	✓			
JULIA AMANDA FOSTER	✓				AUSTIN PFERD	✓			
RIFKA FRIEDMAN	✓				BELLA SABEL	✓			
DEALICE FULLER					ISAAC SOFER	✓			
JOEL GOLDSTEIN	✓				SAMEER TALATI	✓			
JOEL GROSS					DEL TEAGUE	✓			
DAVID HEIMLICH	✓				RAFFAELLO VAN COUTEN	✓			
LARISSA HO	✓				WILLIAM VEGA	✓			
KATIE DENNY HOROWITZ	✓				SIMON WEISER	✓			

TIME: 9:49PM TALLY: 41 YES 0 NO 0 ABS 0 RECUSAL

COMMUNITY BOARD NO. 1

435 GRAHAM AVENUE – BROOKLYN, NY 11211
PHONE: (718) 389-0009
FAX: (718) 389-0098
Email: bk01@cb.nyc.gov
Website: www.nyc.gov/brooklyncb1

PUBLIC SAFETY & HUMAN SERVICES COMMITTEE MOTION: Recommend state elected officials pass legislation that strengthens penalties against individuals who commit crimes against animals, supports TNR efforts, protects animals, and provides additional funding for animal welfare efforts.

Motion made by: William Vega

Seconded by: Austin Pferd

DATE: 6/10/2025

	YES	NO	ABS	REC		YES	NO	ABS	REC
KARINA AGUILAR	✓				SONIA IGLESIAS	✓			
BOGDAN BACHOROWSKI	✓				MOISHE INDIG				
LISA BAMONTE	✓				MATTHEW ISAACS	✓			
GINA BARROS	✓				JACOB ITZKOWITZ				
TEON BROOKS	✓				ROBERT JEFFERY	✓			
ERIC BRUZAITIS	✓				BOZENA KAMINSKI	✓			
IRIS CABRERA	✓				CAITLIN KAWAGUCHI	✓			
PHILIP CAPONEGRO	✓				PAUL KELTERBORN	✓			
FRANK CARBONE	✓				WILLIAM KLAGSBALD				
STEPHEN CHESLER	✓				MERYL LABORDE	✓			
GIOVANNI D'AMATO	✓				MARIE LEANZA				
WARD DENNIS	✓				YAMILLETTE LEBRON				
ERIN DRINKWATER	✓				JODIE LOVE	✓			
MIGUELINA DURAN	✓				CLEMENTINE McCOY				
ARTHUR DYBANOWSKI	✓				MICHAL MROWIEC	✓			
ROSEMARY ESPINAL	✓				RABBI DAVID NIEDERMAN				
LLOYD FENG	✓				JANICE PETERSON	✓			
JULIA AMANDA FOSTER	✓				AUSTIN PFERD	✓			
RIFKA FRIEDMAN	✓				BELLA SABEL	✓			
DEALICE FULLER					ISAAC SOFER				
JOEL GOLDSTEIN	✓				SAMEER TALATI				
JOEL GROSS					DEL TEAGUE	✓			
DAVID HEIMLICH	✓				RAFFAELLO VAN COUTEN	✓			
LARISSA HO					WILLIAM VEGA	✓			
KATIE DENNY HOROWITZ	✓				SIMON WEISER	✓			

TIME: 10:22PM TALLY: 38 YES 0 NO 0 ABS 0 RECUSAL

COMMUNITY BOARD NO. 1

435 GRAHAM AVENUE – BROOKLYN, NY 11211
PHONE: (718) 389-0009
FAX: (718) 389-0098
Email: bk01@cb.nyc.gov
Website: www.nyc.gov/brooklyncb1

PUBLIC SAFETY & HUMAN SERVICES COMMITTEE MOTION: Send letter to NYC Council supporting $1.5 million and $1 million budget requests

Motion made by: Mr. Vega

Seconded by: Mr. Pferd

DATE: 6/10/2025

	YES	NO	ABS	REC		YES	NO	ABS	REC
KARINA AGUILAR	✓				SONIA IGLESIAS	✓			
BOGDAN BACHOROWSKI	✓				MOISHE INDIG				
LISA BAMONTE	✓				MATTHEW ISAACS	✓			
GINA BARROS	✓				JACOB ITZKOWITZ				
TEON BROOKS	✓				ROBERT JEFFERY	✓			
ERIC BRUZAITIS	✓				BOZENA KAMINSKI	✓			
IRIS CABRERA	✓				CAITLIN KAWAGUCHI	✓			
PHILIP CAPONEGRO	✓				PAUL KELTERBORN	✓			
FRANK CARBONE	✓				WILLIAM KLAGSBALD				
STEPHEN CHESLER	✓				MERYL LABORDE	✓			
GIOVANNI D'AMATO	✓				MARIE LEANZA	✓			
WARD DENNIS	✓				YAMILLETTE LEBRON				
ERIN DRINKWATER	✓				JODIE LOVE	✓			
MIGUELINA DURAN	✓				CLEMENTINE McCOY				
ARTHUR DYBANOWSKI	✓				MICHAL MROWIEC	✓			
ROSEMARY ESPINAL	✓				RABBI DAVID NIEDERMAN				
LLOYD FENG	✓				JANICE PETERSON	✓			
JULIA AMANDA FOSTER	✓				AUSTIN PFERD	✓			
RIFKA FRIEDMAN	✓				BELLA SABEL	✓			
DEALICE FULLER					ISAAC SOFER				
JOEL GOLDSTEIN	✓				SAMEER TALATI				
JOEL GROSS					DEL TEAGUE	✓			
DAVID HEIMLICH	✓				RAFFAELLO VAN COUTEN	✓			
LARISSA HO		✓			WILLIAM VEGA	✓			
KATIE DENNY HOROWITZ	✓				SIMON WEISER	✓			

TIME: 10:22PM **TALLY:** 38 **YES** 0 **NO** 0 **ABS** 0 **RECUSAL**

COMMUNITY BOARD NO. 1

435 GRAHAM AVENUE – BROOKLYN, NY 11211
PHONE: (718) 389-0009
FAX: (718) 389-0098
Email: bk01@cb.nyc.gov
Website: www.nyc.gov/brooklyncb1

SLA REVIEW AND DCA COMMITTEE MOTION: To approve report as written

Motion made by: Ms. Cabrera

Seconded by: MS. Espinal

DATE: 6/10/2025

	YES	NO	ABS	REC		YES	NO	ABS	REC
KARINA AGUILAR	✓				SONIA IGLESIAS	✓			
BOGDAN BACHOROWSKI	✓				MOISHE INDIG				
LISA BAMONTE	✓				MATTHEW ISAACS	✓			
GINA BARROS	✓				JACOB ITZKOWITZ				
TEON BROOKS	✓				ROBERT JEFFERY	✓			
ERIC BRUZAITIS	✓				BOZENA KAMINSKI	✓			
IRIS CABRERA	✓				CAITLIN KAWAGUCHI	✓			
PHILIP CAPONEGRO	✓				PAUL KELTERBORN	✓			
FRANK CARBONE	✓				WILLIAM KLAGSBALD				
STEPHEN CHESLER	✓				MERYL LABORDE	✓			
GIOVANNI D'AMATO	✓				MARIE LEANZA	✓			
WARD DENNIS	✓				YAMILLETTE LEBRON				
ERIN DRINKWATER	✓				JODIE LOVE	✓			
MIGUELINA DURAN	✓				CLEMENTINE McCOY				
ARTHUR DYBANOWSKI	✓				MICHAL MROWIEC	✓			
ROSEMARY ESPINAL	✓				RABBI DAVID NIEDERMAN				
LLOYD FENG	✓				JANICE PETERSON	✓			
JULIA AMANDA FOSTER	✓				AUSTIN PFERD	✓			
RIFKA FRIEDMAN	✓				BELLA SABEL	✓			
DEALICE FULLER					ISAAC SOFER	✓			
JOEL GOLDSTEIN	✓				SAMEER TALATI	✓			
JOEL GROSS					DEL TEAGUE	✓			
DAVID HEIMLICH	✓				RAFFAELLO VAN COUTEN	✓			
LARISSA HO	✓				WILLIAM VEGA	✓			
KATIE DENNY HOROWITZ	✓				SIMON WEISER	✓			

TIME: 9:55PM **TALLY:** 42 **YES** 0 **NO** 0 **ABS** 0 **RECUSAL**

COMMUNITY BOARD NO. 1

435 GRAHAM AVENUE – BROOKLYN, NY 11211
PHONE: (718) 389-0009
FAX: (718) 389-0098
Email: bk01@cb.nyc.gov
Website: www.nyc.gov/brooklyncb1

TRANSPORTATION COMMITTEE MOTION: Community Board 1 to draft a letter to NYC DOT requesting that intersections be day-lighted at all intersections around schools and and parks within Community District 1, and that they prioritize intersections identified by the community for day-lighting be so designated as well.

Motion made by: Ms. Larborde

Seconded by: Mr. Kelterborn

DATE: 6/10/2025

	YES	NO	ABS	REC		YES	NO	ABS	REC
KARINA AGUILAR		✓			SONIA IGLESIAS		✓		
BOGDAN BACHOROWSKI		✓			MOISHE INDIG				
LISA BAMONTE		✓			MATTHEW ISAACS	✓			
GINA BARROS	✓				JACOB ITZKOWITZ				
TEON BROOKS	✓				ROBERT JEFFERY	✓			
ERIC BRUZAITIS	✓				BOZENA KAMINSKI			✓	
IRIS CABRERA	✓				CAITLIN KAWAGUCHI	✓			
PHILIP CAPONEGRO	✓				PAUL KELTERBORN	✓			
FRANK CARBONE	✓				WILLIAM KLAGSBALD				
STEPHEN CHESLER	✓				MERYL LABORDE	✓			
GIOVANNI D'AMATO	✓				MARIE LEANZA		✓		
WARD DENNIS	✓				YAMILLETTE LEBRON				
ERIN DRINKWATER	✓				JODIE LOVE	✓			
MIGUELINA DURAN	✓				CLEMENTINE McCOY				
ARTHUR DYBANOWSKI		✓			MICHAL MROWIEC	✓			
ROSEMARY ESPINAL	✓				RABBI DAVID NIEDERMAN				
LLOYD FENG	✓				JANICE PETERSON	✓			
JULIA AMANDA FOSTER	✓				AUSTIN PFERD	✓			
RIFKA FRIEDMAN	✓				BELLA SABEL	✓			
DEALICE FULLER	✓				ISAAC SOFER				
JOEL GOLDSTEIN	✓				SAMEER TALATI				
JOEL GROSS					DEL TEAGUE	✓			
DAVID HEIMLICH		✓			RAFFAELLO VAN COUTEN	✓			
LARISSA HO					WILLIAM VEGA	✓			
KATIE DENNY HOROWITZ	✓				SIMON WEISER		✓		

TIME: 10:15PM **TALLY:** 30 **YES** 8 **NO** 1 **ABS** 0 **RECUSAL**

BROOKLYN COMMUNITY BOARD 1
VOTE RESULTS
JUNE 10, 2025

CHAIRPERSON	DEALICE FULLER	44
FIRST VICE CHAIRPERSON	AUSTIN PFERD	21
FIRST VICE CHAIRPERSON	SIMON WEISER	26
SECOND VICE CHAIRPERSON	DEL TEAGUE	43
THIRD VICE CHAIR PERSON	GINA BARROS	45
FINANCIAL SECRETARY	DAVID HEIMLICH	45
RECORDING SECRETARY	SONIA IGLESIAS	45
MEMBER AT LARGE	PHILIP CAPONEGRO	29
MEMBER AT LARGE	MERYL LABORDE	17

ATTENDANCE COMMITTEE	KARINA AGUILAR	42
ATTENDANCE COMMITTEE	ERIC BRUZAITIS	44
ATTENDANCE COMMITTEE	IRIS CABRERA	43
ATTENDANCE COMMITTEE	CAITLIN KAWAGUCHI	10

BROOKLYN COMMUNITY BOARD # 1
OFFICIAL BALLOT ANNUAL ELECTION
10-Jun-25

		EXECUTIVE BOARD									ATTENDANCE COMMITTEE			
	NAME	CHAIRPERSON	FIRST VICE CHAIRPERSON	FIRST VICE CHAIRPERSON	SECOND VICE CHAIRPERSON	THIRD VICE CHAIR PERSON	FINANCIAL SECRETARY	RECORDING SECRETARY	MEMBER-AT-LARGE	MEMBER-AT-LARGE	ATTENDANCE COMMITTEE	ATTENDANCE COMMITTEE	ATTENDANCE COMMITTEE	ATTENDANCE COMMITTEE
		DEALICE FULLER	AUSTIN PFERD	SIMON WEISER	DEL TEAGUE	GINA BARROS	DAVID HEIMLICH	SONIA IGLESIAS	PHILIP CAPONEGRO	MERYL LABORDE	KARINA AGUILAR	ERIC BRUZAITIS	IRIS CABRERA	CAITLIN KAWAGUCHI
1	KARINA AGUILAR	X		X	X	X	X	X	X		X	X	X	
2	BOGDAN BACHOROWSKI	X		X	X	X	X	X	X		X	X	X	
3	LISA BAMONTE	X		X	X	X	X	X	X		X	X	X	
4	GINA BARROS	X		X	X	X	X	X	X		X	X	X	
5	TEON BROOKS	X	X		X	X	X	X		X	X	X	X	
6	ERIC BRUZAITIS	X	X		X	X	X	X		X	X	X	X	
7	IRIS CABRERA	X		X		X	X	X	X		X	X	X	
8	PHILIP CAPONEGRO	X		X	X	X	X	X	X		X	X	X	
9	FRANK CARBONE	X		X	X	X	X	X	X		X	X	X	
10	STEPHEN CHESLER	X	X		X	X	X	X		X	X	X	X	
11	GIOVANNI D'AMATO	X	X		X	X	X	X	X		X	X	X	
12	WARD DENNIS	X	X		X	X	X	X	X		X	X	X	
13	ERIN DRINKWATER	X	X		X	X	X	X		X	X	X	X	
14	MIGUELINA DURAN			X					X		X	X	X	
15	ARTHUR DYBANOWSKI	X		X	X	X	X	X	X		X	X	X	
16	ROSEMARY ESPINAL	X		X	X	X	X	X	X		X	X	X	
17	LLOYD FENG	X	X		X	X	X	X	X		X	X	X	
18	JULIA AMANDA FOSTER			X	X	X	X	X	X			X	X	X

19	RIFKA FRIEDMAN	X		X	X	X	X	X	X		X	X	X	
20	DEALICE FULLER													
21	JOEL GOLDSTEIN	X		X	X	X	X	X	X		X	X	X	
22	JOEL GROSS	X		X		X	X	X	X		X	X	X	
23	DAVID HEIMLICH	X		X	X	X	X	X	X		X	X	X	
24	LARISSA HO	X	X		X	X	X	X		X	X	X	X	
25	KATIE DENNY HOROWITZ	X	X		X	X	X	X			X	X	X	
26	SONIA IGLESIAS	X		X	X	X	X	X	X		X	X	X	
27	MOISHE INDIG	X		X	X	X	X	X	X		X	X	X	
28	MATTHEW ISAACS	X	X		X	X	X	X		X	X	X		X
29	JACOB ITZKOWITZ	X		X	X	X	X	X	X		X	X	X	
30	ROBERT JEFFERY	X	X		X	X	X	X		X	X		X	X
31	BOZENA KAMINSKI	X		X	X	X	X	X	X		X		X	X
32	CAITLIN KAWAGUCHI	X	X		X	X	X	X		X	X	X		X
33	PAUL KELTERBORN		X							X		X	X	X
34	WILLIAM KLAGSBALD	X		X	X	X	X	X	X		X	X	X	
35	MERYL LABORDE	X	X		X	X	X	X		X	X	X		X
36	MARIE LEANZA	X		X	X	X	X	X	X		X	X	X	
37	YAMILLETTE LEBRON													
38	JODIE LOVE	X	X		X	X	X	X		X	X	X	X	
39	CLEMENTINE MCCOY													
40	MICHAL MROWIEC	X	X		X	X	X	X		X	X	X	X	
41	RABBI DAVID NIEDERMAN	X		X	X	X	X	X	X			X	X	
42	JANICE PETERSON	X	X		X	X	X	X		X	X		X	X

43	AUSTIN PFERD	X	X		X	X	X	X		X	X	X		X
44	BELLA SABEL	X		X	X	X	X	X	X		X	X	X	
45	ISAAC SOFER	X		X	X	X	X	X	X			X	X	
46	SAMEER TALATI	X	X		X	X	X	X		X	X	X	X	
47	DEL TEAGUE	X		X	X	X	X	X	X		X	X	X	
48	RAFFAELLO VAN COUTEN	X	X		X	X	X	X		X	X	X	X	
49	WILLIAM VEGA	X	X		X	X	X	X		X		X	X	X
50	SIMON WEISER	X		X	X	X	X	X	X		X	X	X	
	TOTAL:	**44**	**21**	**26**	**43**	**45**	**45**	**45**	**29**	**17**	**42**	**44**	**43**	**10**
	TIME:	**8:00 PM**												

Speech for Nomination as Chair of Brooklyn Community Board 1

Good evening, esteemed Board Members, community stakeholders, and honored guests.

First, I want to express my deep appreciation for this nomination and the trust you continue to place in me. Since 2014, it has been my absolute honor to serve as Chair of Brooklyn Community Board 1. Over the years, we have faced challenges, embraced opportunities, and worked collectively to build a stronger, more united community.

Together, we have expanded public engagement, advocated for responsible development, and ensured that our operations remain transparent, inclusive, and effective. We've elevated critical conversations on environmental justice, public safety, and equity—always keeping Williamsburg, Greenpoint, and East Williamsburg at the heart of our efforts.

But leadership is not about one individual. It is about the strength of this Board and the dedication of every member who sits here today. None of our achievements would be possible without the insight, hard work, and commitment of each of you. That collaboration fuels my passion for this role, and it is what drives me to continue serving.

As we look ahead, we know that important work remains. Our community continues to face pressing issues that require thoughtful leadership, strategic action, and a shared commitment to accountability and transparency. That is why I am here before you today ready to continue working alongside each of you, championing the values that unite us, and ensuring that every voice in our district is heard and respected.

I sincerely hope to have your continued support for another term as Chair, and I thank you for your trust, your partnership, and your dedication to Brooklyn Community Board 1.

Thank you.

June 2025

Summer 2025

Monitor Point

40 & 56 Quay Street, Greenpoint

GOTHAM

MTA

fxc

SCAPE

Project Site

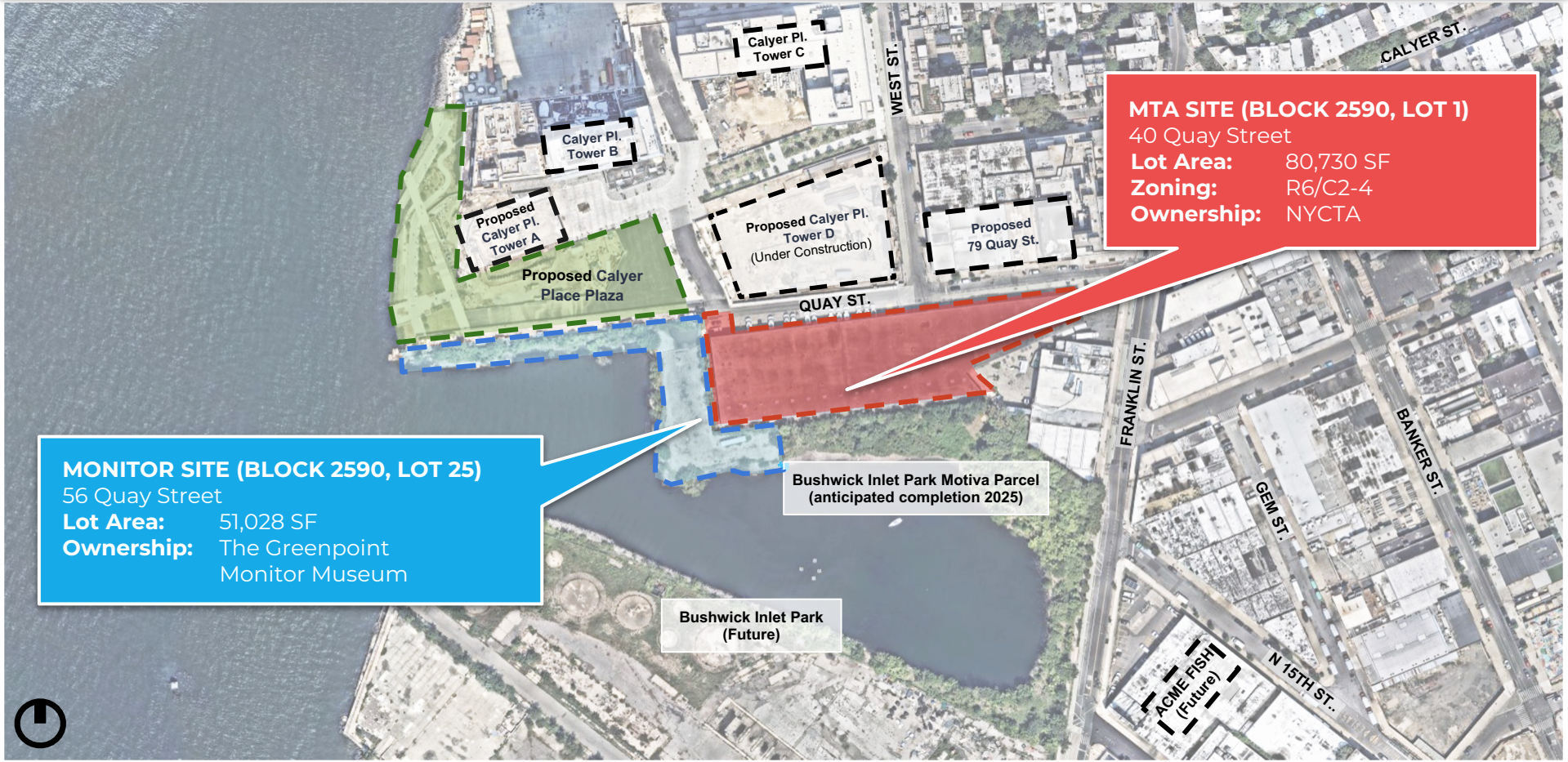

Existing Conditions

40 Quay Street

- Site was rezoned to residential use (R6) from manufacturing in 2005 expressly for the purpose of delivering housing on site.
- Lot currently divides two communities and creates a wall that interrupts waterfront connectivity.
- Currently owned by the MTA, lot will remain under its ownership.

Existing Conditions

56 Quay Street

- Deteriorating shoreline and invasive plant species compromising site's ecological health.
- Unaddressed, conditions can jeopardize Bushwick Inlet Park and risk damage to green space.
- Significant investment of over $15 million needed to stabilize the site and make it publicly accessible.

Existing Conditions

65 Commercial Street

- 3-acre lot currently houses MTA's Emergency Response Unit, blocking access to 25,000 square feet of promised parkland.
- Relocation of MTA operations to new facility on Meadow Street clears the way to finally deliver Box Street Park.

Existing Conditions

Since 1998, the MTA has operated the emergency and maintenance unit facilities at 40 Quay St. and 65 Commercial St.

Monitor Point relocates the MTA facilities to a more suitable industrial location, reducing truck traffic and unlocking a key piece of the waterfront.

Existing Environmental Concerns

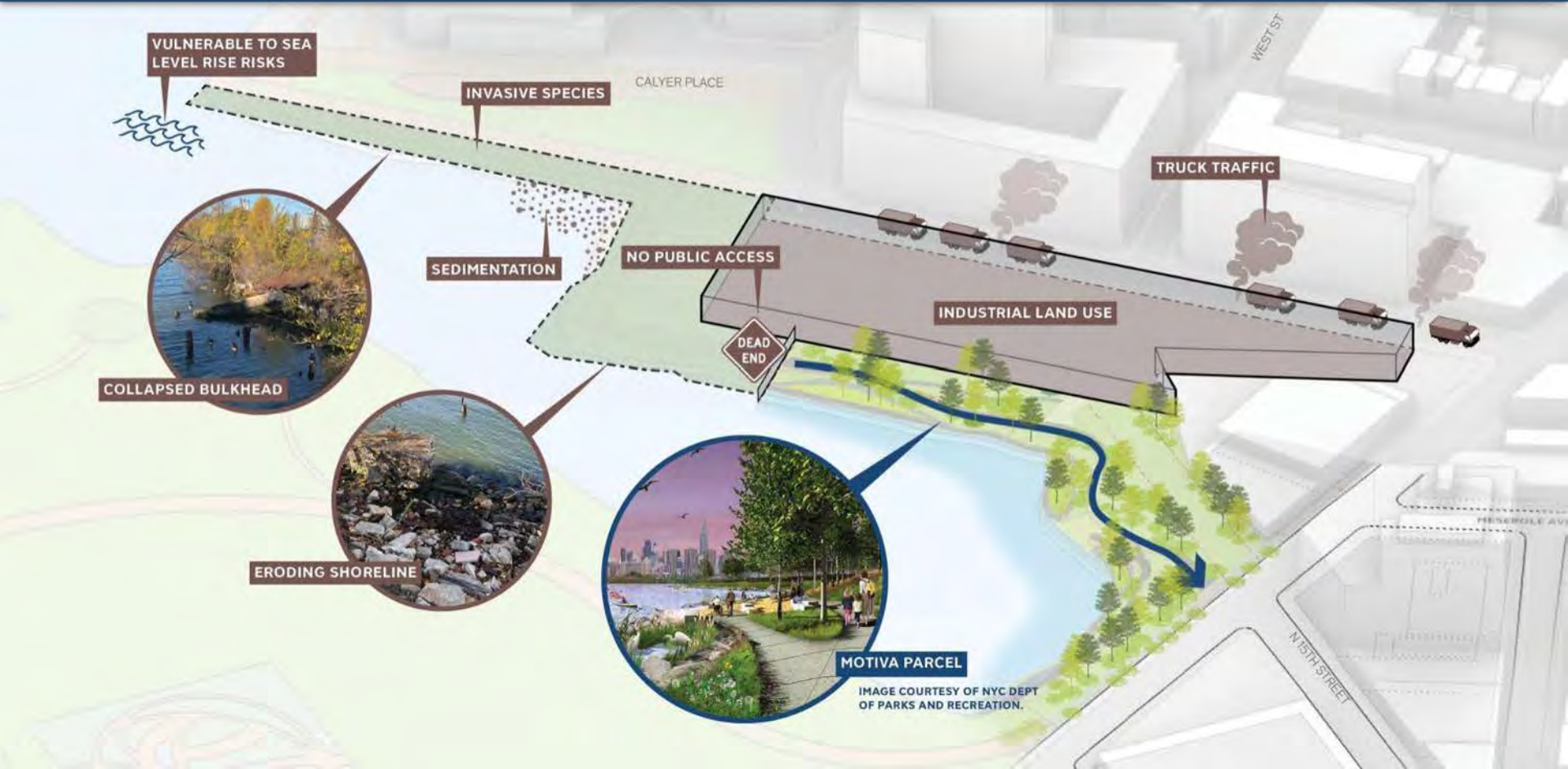

Open Space Concept

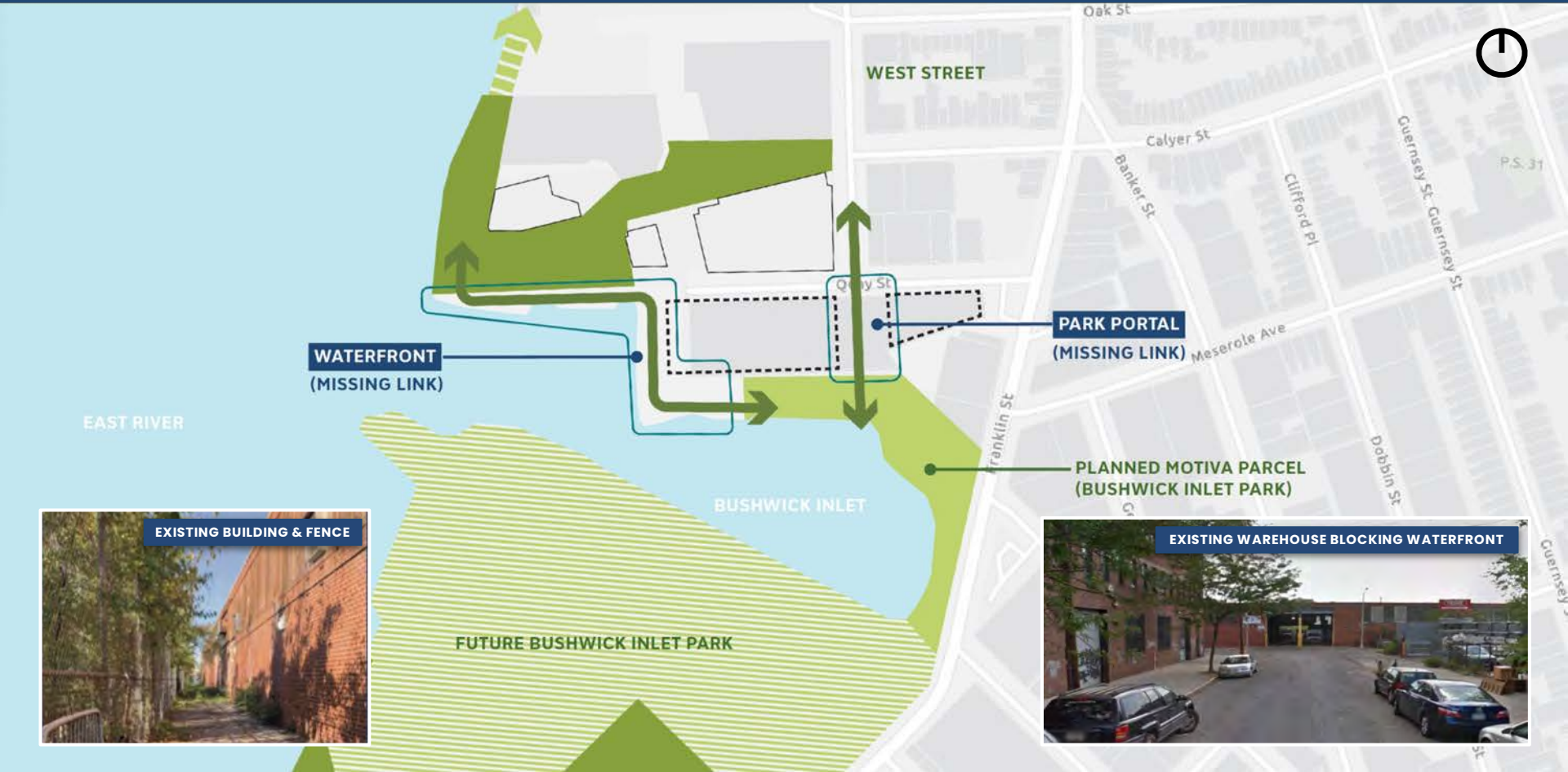

Park Portal

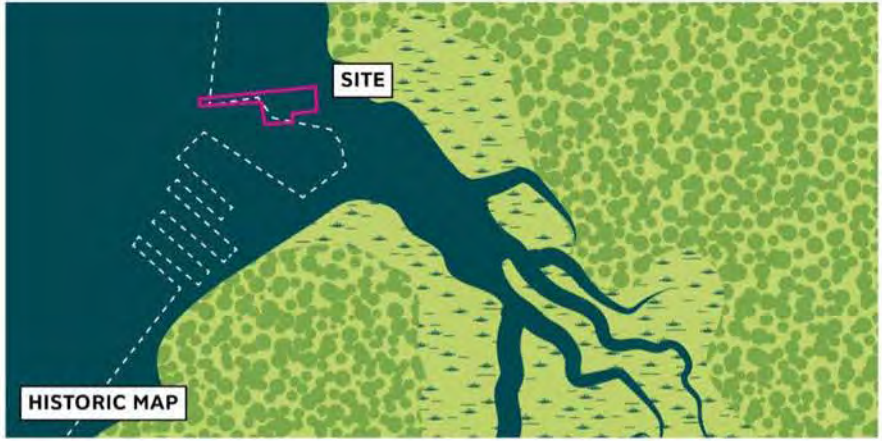
SITE
HISTORIC MAP

TIDAL CREEK

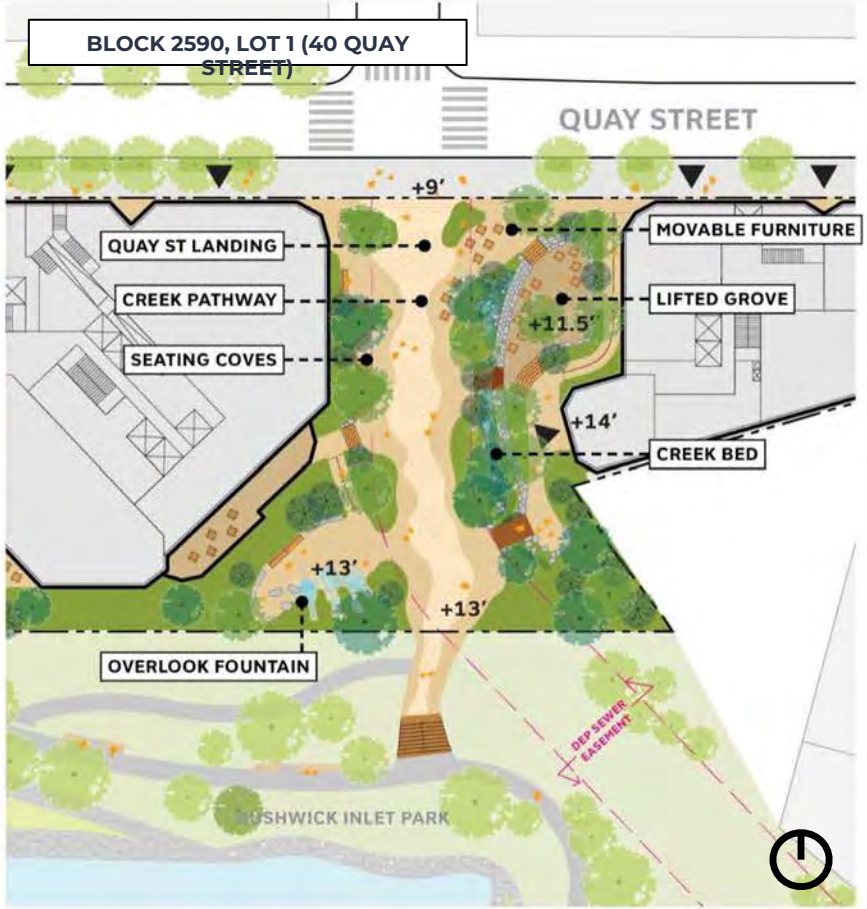
BLOCK 2590, LOT 1 (40 QUAY STREET)
QUAY STREET
+9'
QUAY ST LANDING
CREEK PATHWAY
SEATING COVES
MOVABLE FURNITURE
LIFTED GROVE
+11.5'
+14'
CREEK BED
+13'
+13'
OVERLOOK FOUNTAIN
DEP SEWER EASEMENT
BUSHWICK INLET PARK

Park Portal

PRELIMINARY AND ILLUSTRATIVE — FOR INFORMATIONAL PURPOSES ONLY

Park Portal

PRELIMINARY AND ILLUSTRATIVE — FOR INFORMATIONAL PURPOSES ONLY

Park Portal

PRELIMINARY AND ILLUSTRATIVE — FOR INFORMATIONAL PURPOSES ONLY

Monitor Point Waterfront

Publicly Accessible Open Space

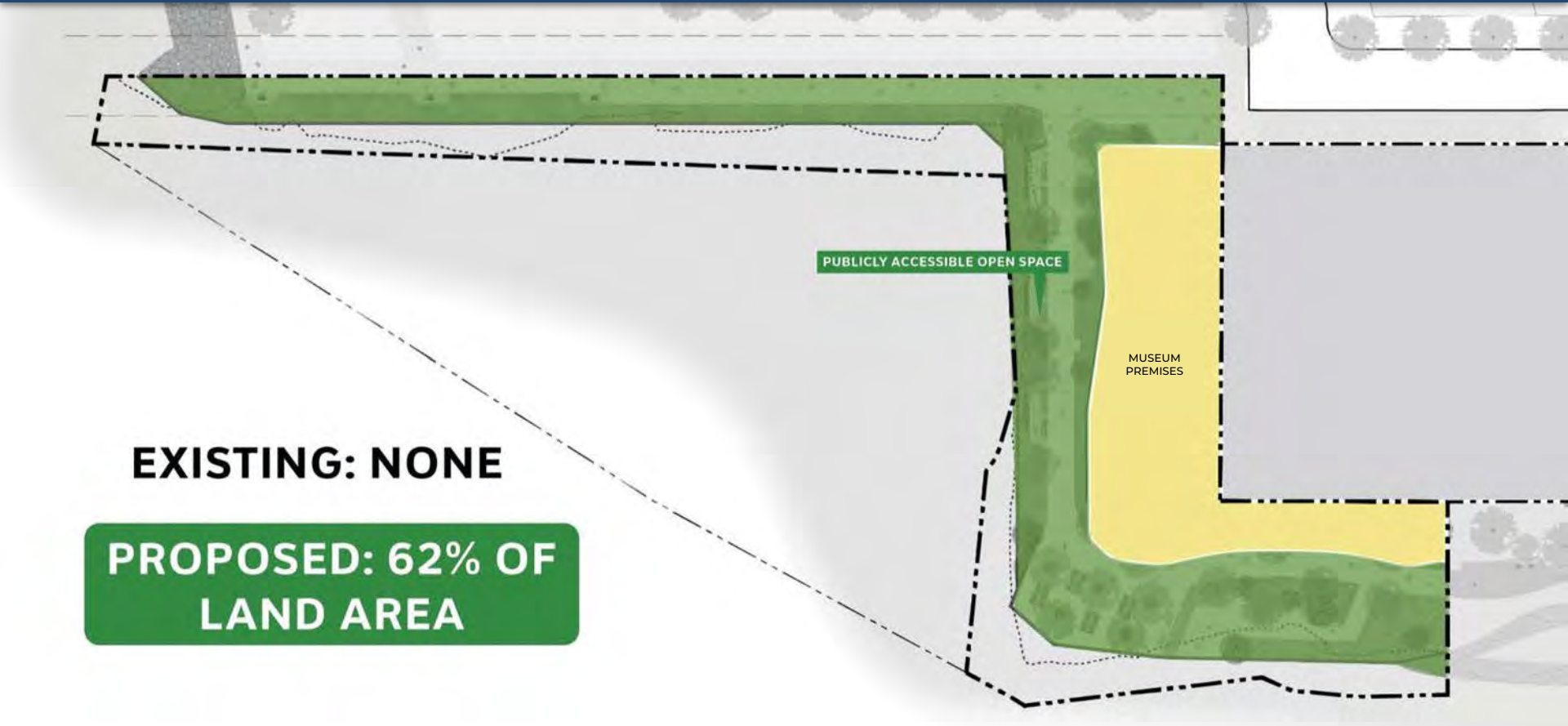

EXISTING: NONE

PROPOSED: 62% OF LAND AREA

Waterfront Public Access Area

PRELIMINARY AND ILLUSTRATIVE — FOR INFORMATIONAL PURPOSES ONLY

Resilient & Connected Shoreline

PRELIMINARY AND ILLUSTRATIVE — FOR INFORMATIONAL PURPOSES ONLY

Proposed Environmental Benefits

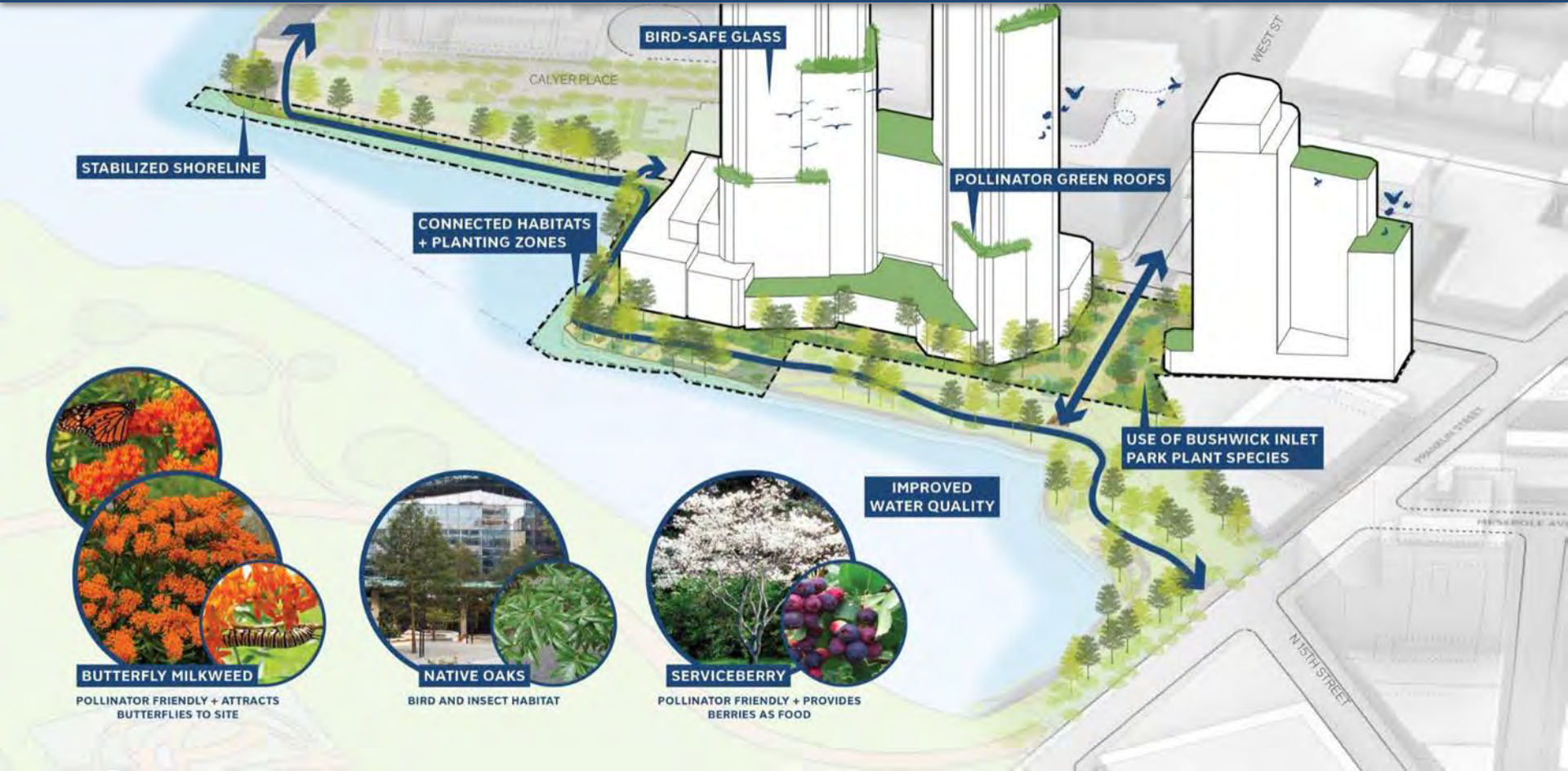

Greenpoint Monitor Museum

- Founded in 1996, the Museum seeks to build a permanent home where the USS Monitor was built.
- The Museum will retain ownership of 56 Quay Street.
- Proceeds from the purchase of excess development rights will be used to help fund construction of the shore public walkway and fund construction of a new Museum on the waterfront parcel.
- The Greenpoint Monitor Museum will celebrate Greenpoint's maritime history, including the Continental Iron Works, the USS Monitor and her Swedish designer John Ericsson's work with steam and solar power and the Civil War.
- The project will see the reinstallation of the USS Monitor Trail Marker, which was previously installed on the Museum's land by the NOAA's USS Monitor National Marine Sanctuary. The marker was placed on the site as a link to other USS Monitor historic sites.

Urban / Building Design: Building Bases

The Park Portal is nearly twice as wide as West Street, offering a generous and welcoming gateway to Bushwick Inlet Park

Incorporate multiple volumes to create visual interest, resulting in a welcoming aesthetic

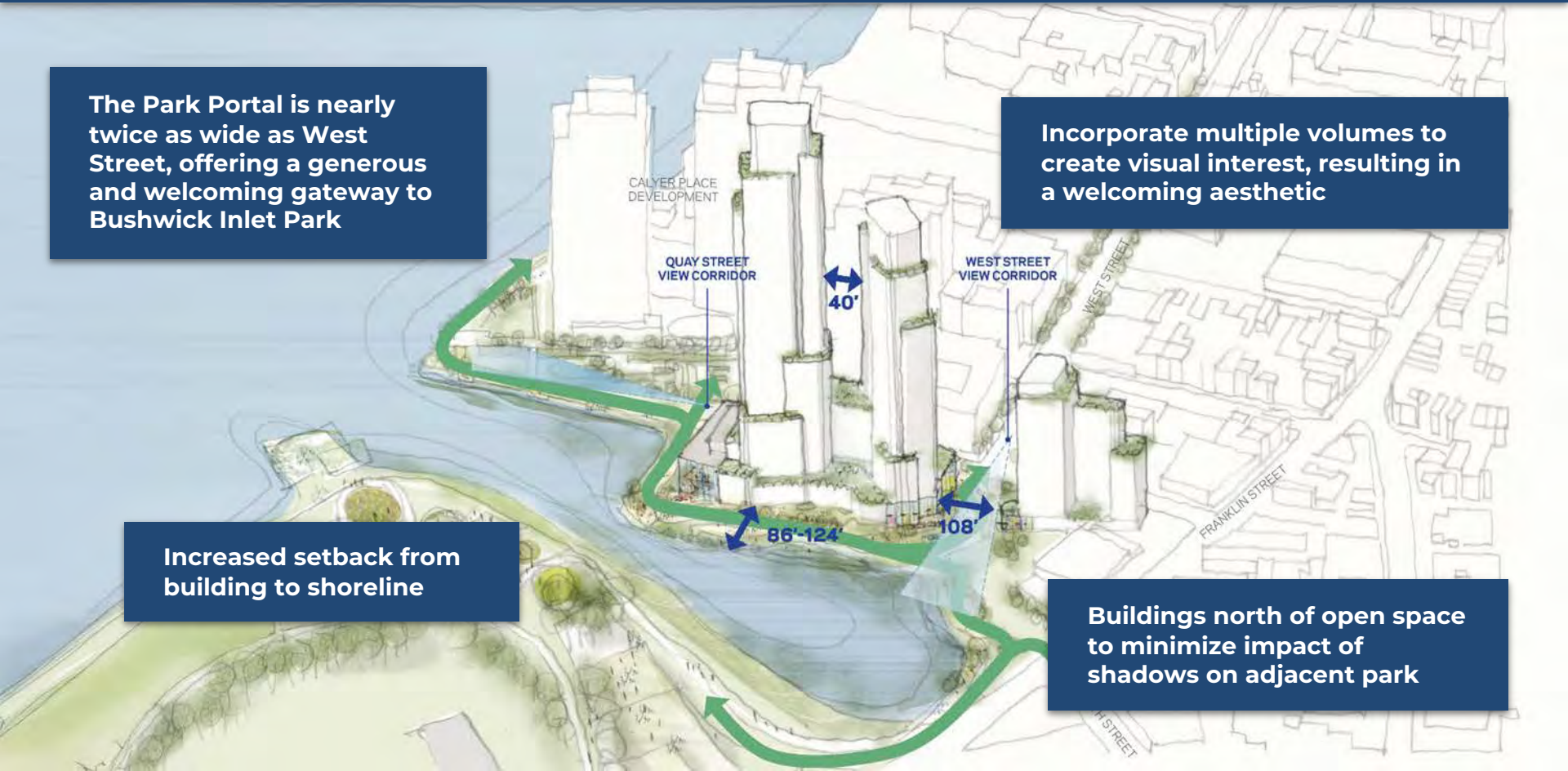

Increased setback from building to shoreline

Buildings north of open space to minimize impact of shadows on adjacent park

Urban / Building Design: Activated Quay St

US BULKHEAD LINE
QUAY STREET
RETAIL
RETAIL
RETAIL
RESIDENTIAL
RETAIL
MUSEUM
RESIDENTIAL
RESIDENTIAL AMENITY
COMMUNITY FACILITY
LOT 210
LOT 215
FRANKLIN STREET

Quay St Looking West (Existing)

Quay Street Looking East (Proposed)

Urban / Building Design

Hunters Point South
1,100-Unit; 57 & 33 FLS

1-2 Blue Slip
780-Unit; 40 & 30 FLS

Greenpoint Landing
745-Unit; 40 & 30 FLS

Calyer Place
+1,000-Unit; 40, 40, 32, 22 FLS

River Ring
1,050 Units

Domino
+-5,500 Units

Urban / Building Design: Tower Orientation

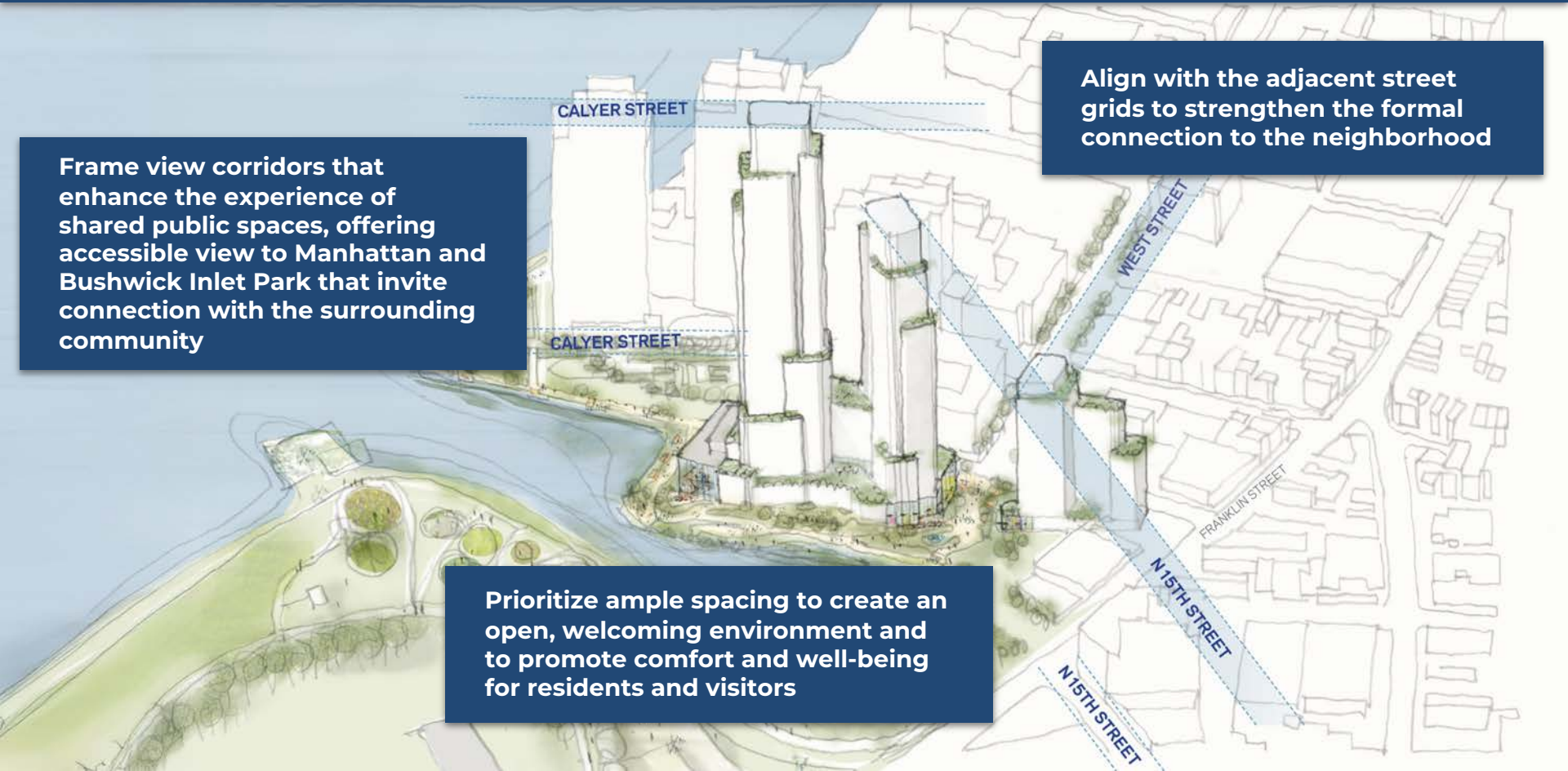

Frame view corridors that enhance the experience of shared public spaces, offering accessible view to Manhattan and Bushwick Inlet Park that invite connection with the surrounding community

Align with the adjacent street grids to strengthen the formal connection to the neighborhood

Prioritize ample spacing to create an open, welcoming environment and to promote comfort and well-being for residents and visitors

Urban / Building Design: Tower Tops

Building Crown Concept

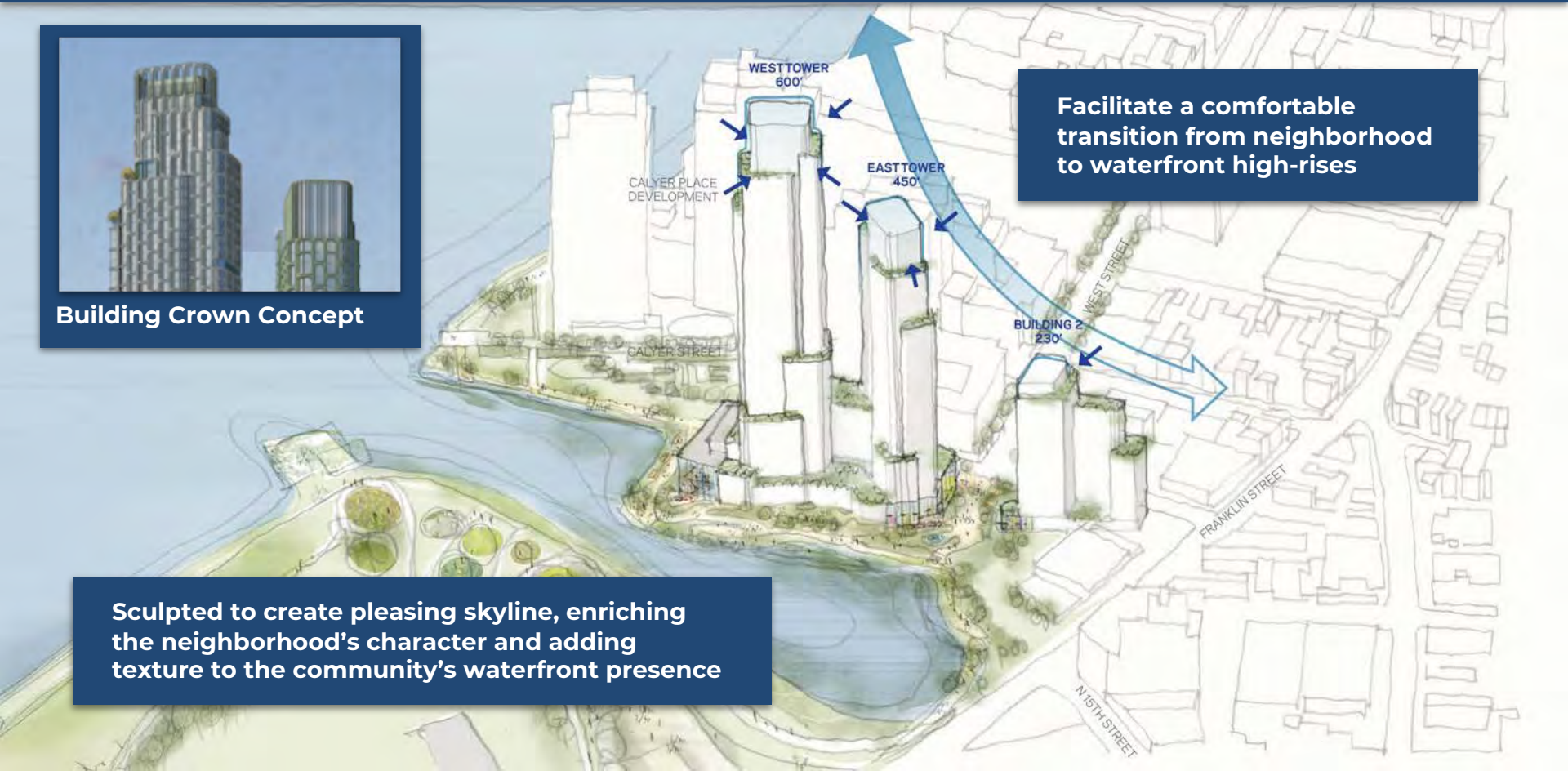

Facilitate a comfortable transition from neighborhood to waterfront high-rises

Sculpted to create pleasing skyline, enriching the neighborhood's character and adding texture to the community's waterfront presence

Housing - CB1's Top Priority

Permanently affordable housing for lower-income households

- New York's housing crisis is especially acute with a city residential vacancy rate at 1.4%, a 50 year low. *(2023 Housing and Vacancy Survey)*
- Over 11,000 units have been delivered on the Greenpoint-Williamsburg waterfront since 2019 but only 11% have been for Low and Very Low Households. *(Source: Costar, Peer Rental Developments with 50+ Units Built Since 2019)*
- Monitor Point delivers ~1.1 million sq ft of residential space (up to 1,150 homes) at 25% permanently affordability (up to 300 homes) on a site currently zoned for housing:
    - 10% at 40% AMI
    - 10% at 60% AMI
    - 5% at 80% AMI
- No direct displacement of existing tenants.
- Mixed-income housing in high-cost, high-opportunity areas like Greenpoint is essential for ensuring that New Yorkers of all income levels have equitable access to high-quality jobs, schools, and services.

WHY IT MATTERS

Rental Vacancy Rate in Brooklyn Community District 1:

2.3% (2018-22) down from 3.1% (2006-10).

Compared to:

- 3% in Brooklyn (2018-2022 ACS)
- 3.6% in New York City citywide (2018-2022 ACS)

Delivering Monitor Point

MTA Relocation: Identified and secured 213 Meadow St (East Williamsburg IBZ) on which to construct a new turnkey facility for MTA operations.

$100M Upfront Investment. Development team investing upfront costs to prepare a shovel-ready site, including ULURP, new MTA facility, resiliency investments and rent payments to MTA.

Proven Agency Expertise: Experienced in complex approvals across multiple agencies (DCP, DOB, DEC, DEP, FDNY, etc.)

Delivering Monitor Point

Open Space: Commitment to ongoing maintenance of new on site open spaces.

Affordable Housing Collaboration: Partnering with a local nonprofit.

Workforce Development: Prioritizing local hiring and workforce training with Local 79 & 32BJ.

Timeline & Next Steps

INITIATION

2019-23

- MTA issues RFP for 40 Quay St.
- Gotham and project team selected for proposal to redevelop MTA site and Monitor Museum

PLANNING

2024

- Project team begins Environmental Review Process
- Briefings and engagement with local leaders and stakeholders

PUBLIC REVIEW

2025-26

- Project presented at Scoping hearing, begin process for zoning application's certification
- ULURP process kicks off in Fall 2025

REPLACE

2026-28

- Construction of MTA replacement Facility at 213 Meadow St.
- Existing facility at 40 Quay St. to be demolished, units moved Meadow St.

BUILD

2028-31

- Construction of new housing, resilient shoreline, open spaces and waterfront access, and Monitor Museum.

As-of-Right Scenario

Existing	As-of-Right	Monitor Point Proposal
No housing	~250 total units, all luxury/market-rate, across 2 buildings	Up to 1,150 total units, including at least 25% permanently affordable units across 2 buildings
No waterfront access	No waterfront access	New waterfront access and increased pedestrian access
No resiliency investment	Limited green space	~50,000 square feet of open and green space, with added natural infrastructure for shoreline resilience
Ongoing truck traffic on residential streets	Functional street design	~140 spaces while enhancing street safety and connectivity to open spaces
No dedicated home for Greenpoint Monitor Museum	No dedicated home for Greenpoint Monitor Museum	Permanent home for the Greenpoint Monitor Museum in new building

Note: Existing MTA facilities will be consolidated and relocated to 213 Meadow Street under as-of-right and the proposal.

Project Benefits

Public Investment

- 100-year MTA rent payments supporting public infrastructure investment
- New 143,000 sf MTA facility funded entirely by private equity
- $300,000 annual maintenance payment to Parks Dept. for benefit of Bushwick Inlet Park (increasing with CPI)

Educational Investment

- Permanent Greenpoint Monitor Museum celebrating local maritime history
- Open space design that reflects site history as a shipbuilding yard

Sustainability + Resiliency

- Addresses PlaNYC resilience priorities
- Environmental remediation: demolition of non-conforming warehouse, historic fill removal, shoreline stabilization
- All-electric building design for carbon reduction
- Removal of significant truck traffic by moving industrial uses outside of residential neighborhood

Affordable Housing

- 1,150 units including up to 300 permanently affordable homes at an average 56% of citywide AMI

Green Space + Shoreline Access

- Transforms underutilized site with non-conforming industrial use into resilient, publicly accessible shoreline
- Native flora restoration supporting local ecosystem
- Enables 25,000 sf expansion of Box Street Park

Monitor Point represents an over **$700 million investment in the Greenpoint community** supported by a more than **$250 million in equity investment**.

QUESTIONS OR COMMENTS?

Thank you

Email us at: **info@monitorpointonquay.com**

To support and receive updates, visit **www.monitorpointonquay.com**

An Entity to be Formed by Alexander Middelmann

Breitling Social Club

96-98 N. 6th Street, Brooklyn, NY 11249

Brooklyn Community Board 1

Public Hearing Presentation - Club Liquor License

June 10, 2025

P&B Pesetsky & Bookman

BREITLING SOCIAL CLUB

OUR APPROACH

We believe excellence, quality, compassion and hospitality are nonnegotiable. Our culture is rooted in enlightened hospitality, for our people and our guests.

THE EXPERIENCE

Established in timeless elegance, the Breitling Social Club blends old-world European sophistication with a modern American sensibility. This is a space of precision and heritage, where every detail, from the curation of the menu, the craftsmanship of each cocktail and the service attention to every guest echoes the legacy of the brand.

Guests will experience a culinary journey that is refined and inviting, with an emphasis on market driven food and hidden moments that celebrate Breitling’s Swiss heritage in subtle, unexpected ways. The experience is designed for connection and community, ensuring each visit feels both personal and elevated, an extension of the brand’s ethos without ever feeling like a traditional retail space.

NEW YORK STATE | Department of Transportation

SAFETY AND MOBILITY IMPROVEMENTS ON WESTBOUND BROOKLYN-QUEENS EXPRESSWAY (I278) AT WYTHE AVENUE (EXIT 31)

KINGS COUNTY, NY, REGION 11

NYSDOT PIN: X731.84

Brooklyn Community Board 1 Meeting

June 10, 2025

PROJECT LOCATION AND LIMITS

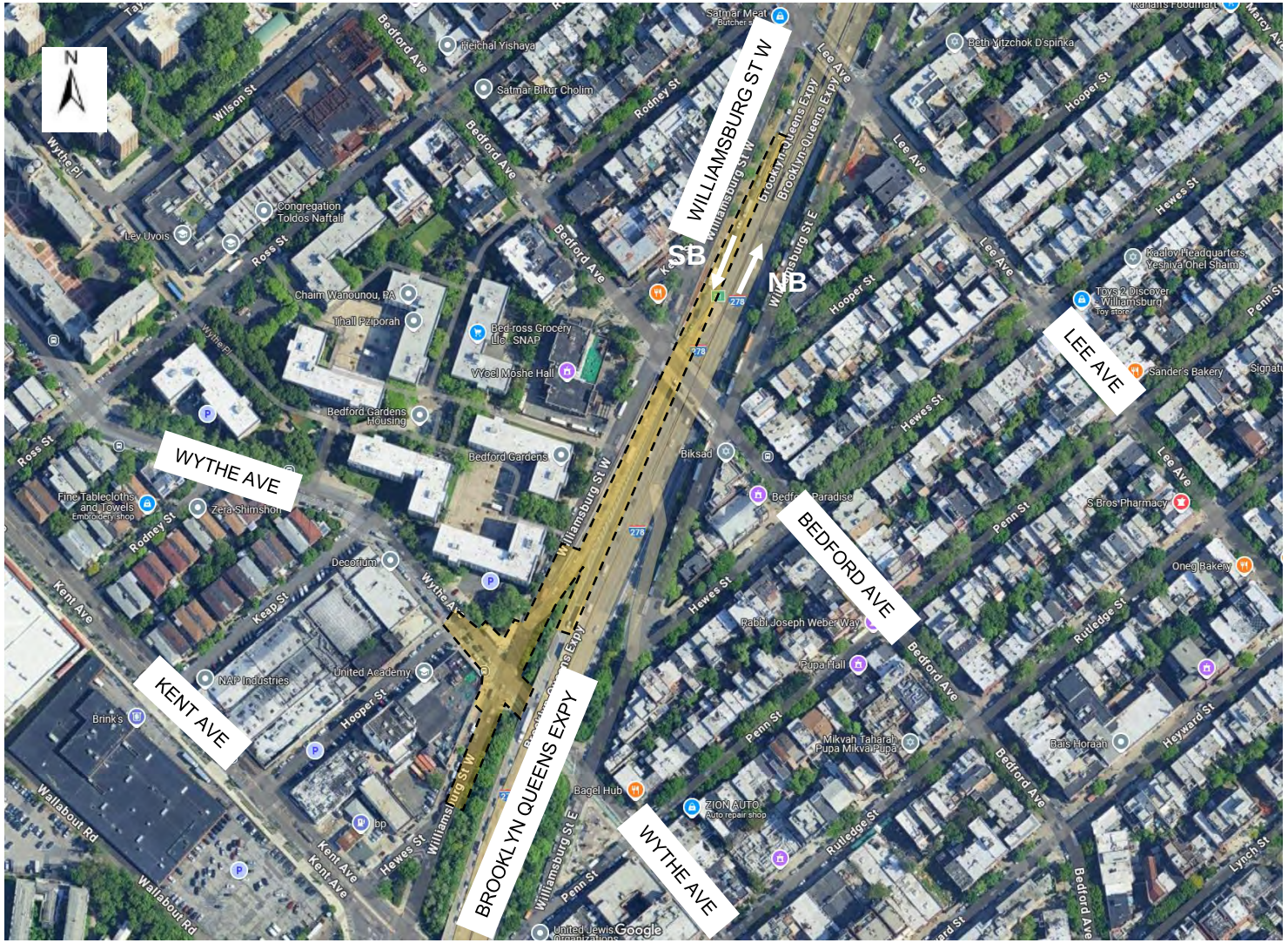

PROJECT LIMITS

EXISTING CONDITIONS AND NEEDS

QUEUE BACKUPS ON EXIT 31 RAMP

WEAVING CONCERN

EXISTING CONDITIONS AND NEEDS

PEDESTRIAN CROSSWALKS



SIDEWALK RESTORATION

CRASH HOTSPOT

- A TOTAL OF 39 CRASHES OCCURRED OVER A TWO-YEAR PERIOD ON WESTBOUND BQE WITH SIDESWIPE AND REAR-END CRASHES CONSISTING OF MAJORITY OF THE CRASHES AT 36% AND 62%, RESPECTIVELY.

- A TOTAL OF 28 CRASHES OCCURRED OVER A TWO-YEAR PERIOD DIRECTLY ON EXIT RAMP OR THE SOUTHBOUND APPROACH TO THE INTERSECTION, WITH SIDESWIPE AND REAR-END CRASHES CONSISTING OF ALL THE CRASHES AT 57% AND 43%, RESPECTIVELY.

- CRASH TYPE & SEVERITY INDICATE A POOR TRANSITION FROM THE BQE MAINLINE TO THE LOCAL ROADWAY NETWORK.

EXISTING CONDITIONS – PEAK QUEUE CONDITIONS (WEEKDAY AM)

- **PEAK QUEUE: APPROXIMATELY 0.5 MILES**

PROPOSED CONDITION – EXIT 31 RAMP AND BQE MAINLINE

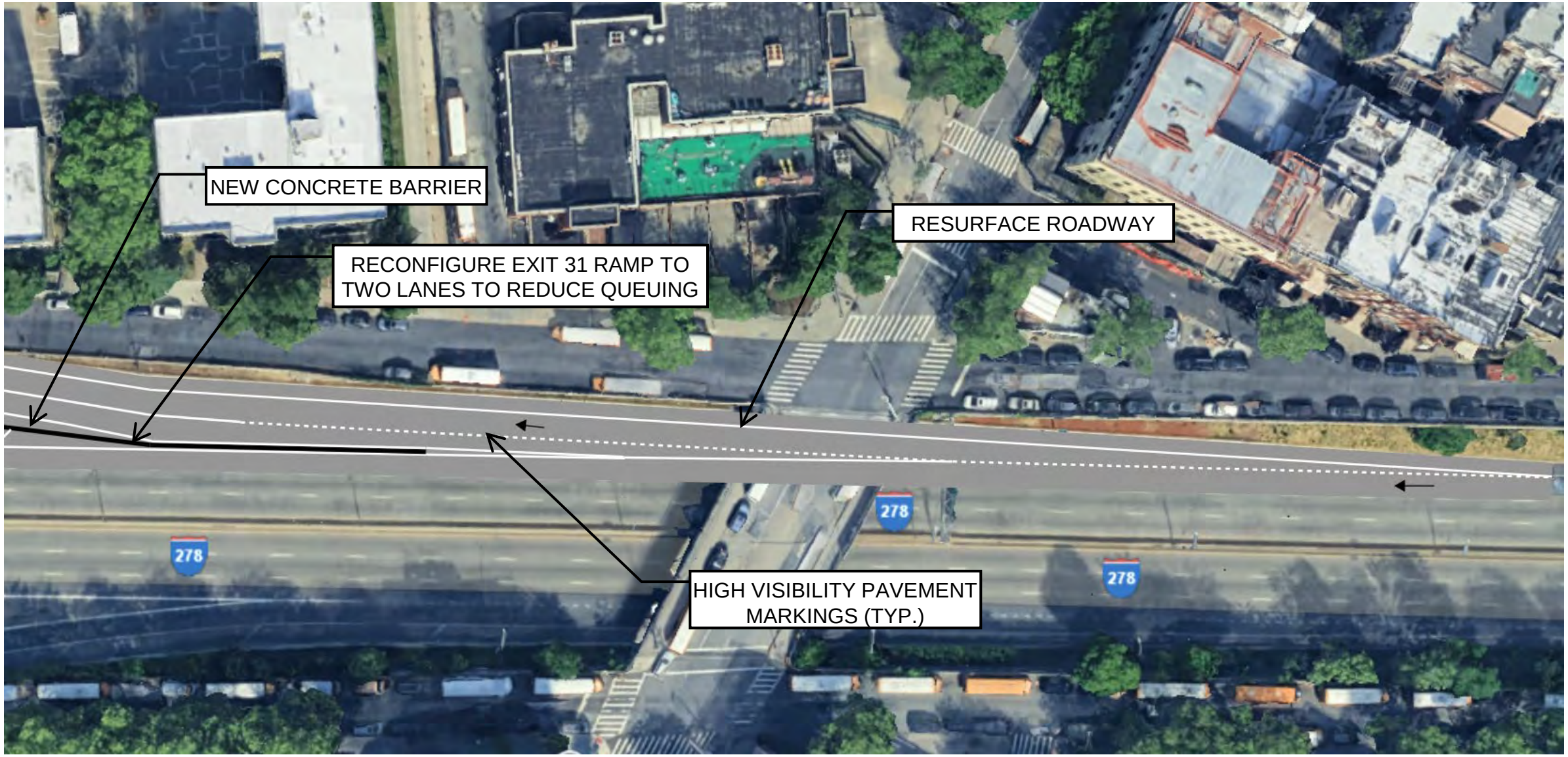

PROPOSED CONDITION – WYTHE AVE/WILLIAMSBURG ST W INTERSECTION

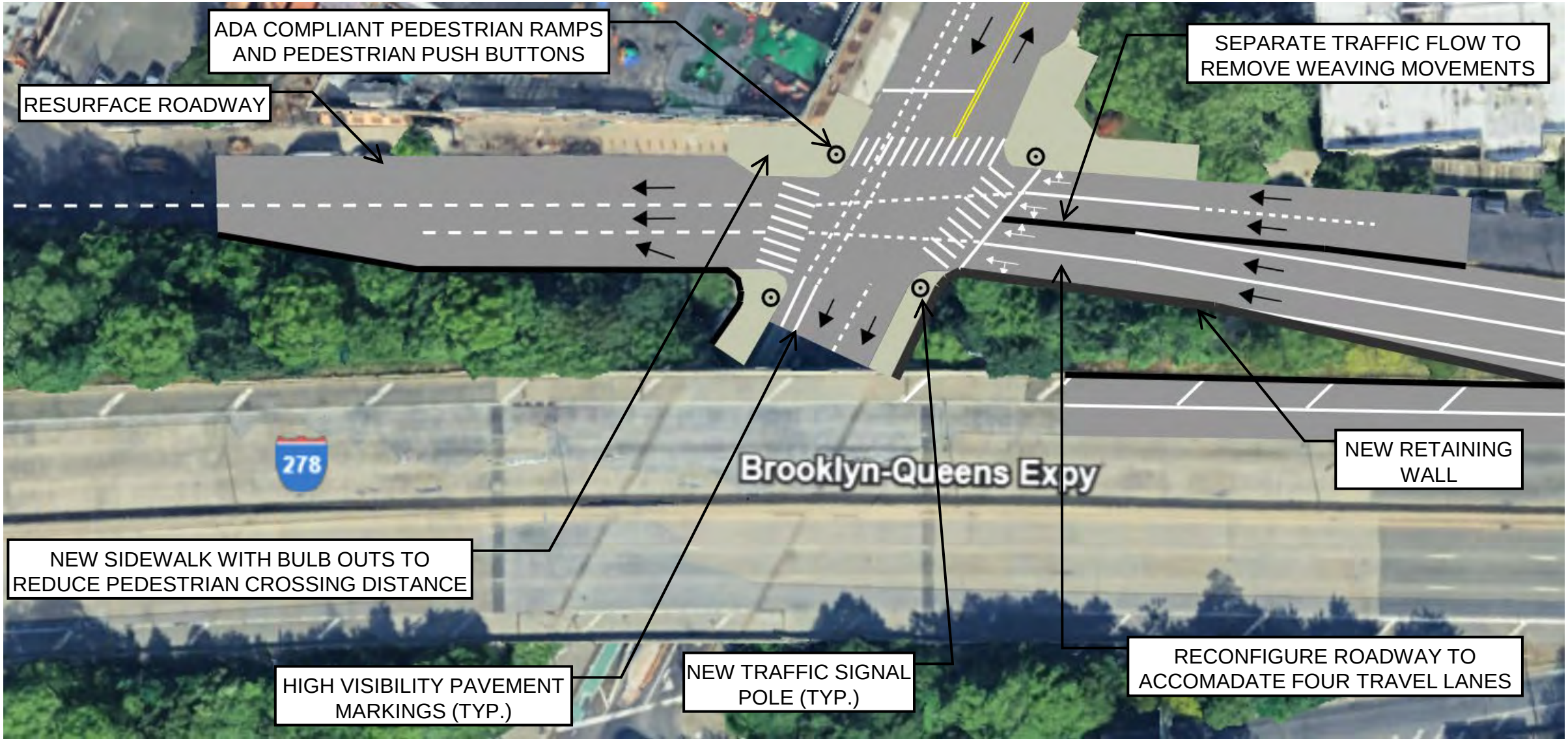

ADDITIONAL PROJECT INFORMATION

- EXIT 31 RAMP, WILLIAMSBURG STREET WEST, AND WYTHE AVENUE WILL REMAIN OPEN DURING THE CONSTRUCTION OF THIS PROJECT.

- APPROXIMATLY **8** EXISTING PARKING SPACES WILL BE PERMANENTLY REMOVED AS PART OF THE PROJECT IMPROVEMENTS.

PROJECT SCHEDULE

- PRELIMINARY DESIGN: Fall 2025
- FINAL DESIGN: Fall 2027
- CONSTRUCTION START: Summer 2028
- CONSTRUCTION COMPLETE: Spring 2031

NEW YORK STATE | Department of Transportation

QUESTIONS?

NYSDOT REGION 11 CONTACT INFORMATION:

Tanvir Islam

Tanvir.Islam@dot.ny.gov

NEW YORK STATE

Department of Transportation

WHITESTONE
An Employee-Owned Company

30 INDEPENDENCE BOULEVARD
SUITE 250
WARREN, NJ 07059
908.668.7777
whitestoneassoc.com

PRIVILEGED & CONFIDENTIAL

SUMMARY REPORT OF FINDINGS

PHASE II SITE INVESTIGATION

EXISTING McDONALD'S RESTAURANT #31-0482
700 BROADWAY
BLOCK 2275, LOT 11
BROOKLYN, KINGS COUNTY, NEW YORK

Prepared for:

McDONALD'S USA, LLC
110 North Carpenter Street
Chicago, Illinois 60607-2101

Prepared by:

WHITESTONE ASSOCIATES, INC.
30 Independence Boulevard
Suite 250
Warren, New Jersey 07059

Whitestone Project #E2218788.001
April 8, 2022

WHITESTONE
An Employee-Owned Company

30 INDEPENDENCE BOULEVARD
SUITE 250
WARREN, NJ 07059
908.668.7777
whitestoneassoc.com

April 8, 2022

via email

McDONALD'S USA, LLC
110 North Carpenter Street
Chicago, Illinois 60607-2101

Attention: Mr. Charles Miller
Area Construction Manager

Regarding: PHASE II SITE INVESTIGATION
EXISTING McDONALD'S RESTAURANT #31-0482
700 BROADWAY
BLOCK 2275, LOT 11
BROOKLYN, KINGS COUNTY, NEW YORK
WHITESTONE PROJECT NO.: EJ2218788.001

Dear Mr. Miller:

Whitestone Associates, Inc. (Whitestone) was retained by McDonald's USA, LLC to conduct a Phase II Site Investigation (SI) at the above-referenced site. Field activities associated with this investigation were conducted on March 14, 2022. Specifically, Whitestone's Phase II SI included a geophysical survey and subsurface soil and groundwater sampling and laboratory analyses program. The results of the Phase II SI are intended to supplement Whitestone's March 16, 2022 *Summary Report of Findings - Phase I Environmental Site Assessment* for the property. A summary of Whitestone's activities, findings, conclusions, and recommendations associated with these efforts is presented below.

1.0 ENVIRONMENTAL CONDITIONS

This Phase II SI was conducted to evaluate the following environmental conditions at the site:

- Based on a review of historic aerial photographs and Sanborn Fire Insurance Maps, multiple structures were located on the subject property from at least 1887 through the 1950's. No information pertaining to building tenants or operations was readily available. The structures could have utilized heating oil or other underground storage tanks (USTs), septic systems, cisterns/drywells, and/or water supply wells, components or features of which could remain on site.

- Multiple federal and state database listed sites with documented sources of contamination have been identified in the vicinity of the subject property, and adverse impacts to subsurface conditions due to contaminant migration from off-site sources are possible. Property owners would not be liable for contaminant migration emanating from off-site sources, however, the threat of vapor intrusion may warrant investigation and/or mitigation and regulated dewatering may be required in conjunction with site redevelopment.

- Urban properties such as the subject property typically have been filled with material imported from off-site sources during initial site development or subsequent redevelopment to achieve final grades. Such material may exhibit contamination exceeding applicable soil standards and may warrant regulated management. Fill materials were encountered at the site during Whitestone's February 14, 2022 Geotechnical Investigation to depths of 7.0 feet below ground surface (fbgs).

2.0 SCOPE OF WORK & LIMITATIONS

The scope of this Phase II SI included the following tasks:

- conducting a ground penetrating radar (GPR) survey across accessible areas of the site in an attempt to confirm or refute the presence of USTs, prior UST excavations, utilities, or other subsurface storage vessels/structures;
- advancing six borings with Geoprobe drilling equipment at exterior locations of the site to facilitate soil and groundwater sample collection;
- logging and field screening soils with a photoionization detector (PID) for the potential presence of volatile organic (VO) contamination;
- submitting select soil samples for VOs, semi-volatile organics (SVO), Target Analyte List (TAL) metals, and/or polychlorinated biphenyls (PCBs) analyses; and
- submitting groundwater samples for VO and SVO analyses.

This Phase II SI was performed for due diligence purposes and was not intended to be an exhaustive evaluation of subsurface conditions at the subject property. This report was prepared for the sole use of McDonald's USA, LLC, its successors, representatives, and assigns, and should not be relied upon by any third party without Whitestone's written consent.

3.0 METHODOLOGY

3.1 GPR Survey

A grid was established across accessible portions of the subject site and surveyed using a cart-mounted GPR unit subcontracted from East Coast Geophysics, Inc. GPR uses high frequency electromagnetic waves to evaluate subsurface conditions. Energy is propagated downward into the subsurface and reflected back to the GPR unit from boundaries between materials with contrasting densities and other physical properties. A magnetic locator was used to verify the locations of subsurface utilities and other shallow metallic features.

The effectiveness of the GPR equipment potentially may have been restricted due to interference from appurtenances, parked vehicles, landscaping, surface covers, and/or underlying fill material. Areas of GPR inaccessibility or ineffectiveness are shown on Figure 2.

3.2 Geoprobe Investigation

Borings were advanced utilizing track-mounted Geoprobe drilling equipment subcontracted from High Rock Environmental, Inc. Soil samples were collected with the Geoprobe equipment by advancing a two-inch diameter by five-feet long Macro-Core sampler through the soil profile. Soil samples were collected

as the sampler was advanced. Samples were field screened to identify the potential presence of VO contamination. Soil samples were collected from the intervals that exhibited the greatest potential for contamination based upon field screening and/or visual observations. Investigation derived wastes were not generated. Soil sampling equipment was decontaminated between successive uses. Boring and sampling locations are depicted on Figure 2.

Groundwater samples were collected during the Phase II SI from select borings by installing a temporary, one-inch diameter, PVC-slotted pipe (temporary wellpoint) across the groundwater table. Following groundwater sample collection, the screens were withdrawn and the borings were backfilled to the surface. Groundwater sampling equipment was decontaminated between successive uses. Boring and sampling locations are depicted on Figure 2.

3.3 Laboratory Analytical Data

Soil and groundwater samples collected by Whitestone were analyzed at Hampton-Clarke Laboratories of Fairfield, New Jersey, a State-certified laboratory (NY Certification #11408). Analytical results and Quality Assurance/Quality Control (QA/QC) data establishing proper holding times, analytical methodology, and laboratory reporting limits (RLs) are provided as Attachment B and summarized in Table 2 (Soil Sampling & Analyses Data Summary) and Table 3 (Groundwater Sampling & Analyses Data Summary).

Analytical results for the soil samples collected were compared to New York State Department of Environmental Conservation (NYSDEC) Remedial Program Part 375 Unrestricted-Use Soil Cleanup Objectives (UUSCOs). Where applicable, the UUSCO is based on the NYSDEC CP-51 Soil Cleanup Objective.

Analytical results for the groundwater samples collected were compared to NYSDEC *Technical and Operational Guidance Series 1.1.1* (TOGS) Water Quality Standards (WQS).

4.0 SAMPLING & ANALYSES DATA SUMMARY

4.1 Site Lithology

Three borings (SB-1 to SB-6) were advanced at the subject site to a maximum depth of 25.0 fbgs. The subsurface conditions encountered in the borings consisted of the following generalized strata in order of increasing depth.

Surface Materials: Soil borings SB-1 through SB-6 advanced in exterior paved areas of the site each encountered up to four inches of asphalt and gravel subbase at the surface.

Fill Materials: Soil borings SB-1 through SB-6 each encountered fill materials underlying the surface covers. The existing fill materials generally consisted of sand with variable amounts of silt, gravel, and debris to a maximum depth of 6.5 fbgs. Debris including asphalt, brick, and/or concrete was observed in each of the borings.

Native Materials: Native materials were encountered in soil borings SB-1 through SB-6 beneath the existing fill materials and generally consisted of sand with variable amounts of silt and gravel.and clay with variable amounts of sand.

Refusal: Refusal was not encountered in any of the soil borings advanced throughout the site.

Groundwater: Groundwater was encountered in soil borings SB-1 through SB-3 at depths ranging between 10.52 fbgs and 17.0 fbgs.

A summary of the Phase II SI boring installation and sampling data is presented in Table 1, and boring logs are presented in Attachment A.

4.2 GPR Survey Results

During the GPR survey, subsurface anomalies indicative of utilities were encountered throughout the site. No other significant anomalies were detected. Due to site-specific soil conditions, the GPR unit was limited to approximately one foot to three feet of subsurface penetration. Surface covers, conductive soils, parked vehicles, curbing, and landscaping also limited the effectiveness and access of the GPR unit. Areas of GPR inaccessibility or ineffectiveness also are shown on Figure 2.

4.3 Geoprobe Investigation Data Summary

Six borings (SB-1 through SB-6) were advanced throughout exterior areas of the site to document potential impacts to subsurface conditions at the subject property. Soil boring SB-1 and SB-2 were advanced in the eastern portion of the site in an effort to evaluate potential impacts by historic structures and/or fill material. Soil boring SB-4 and SB-5 were advanced in the central portion of the site in an effort to evaluate potential impacts by historic structures and/or fill material and soil borings SB-3 and SB-6 were advanced in the western portion of the site in an effort to evaluate potential impacts from contaminant migration from off-site sources and/or fill material.

4.4 Soil Analyses Data Summary

Select SVOs were detected at concentrations exceeding NYSDEC UUSCOs in soil samples SB-1, SB-2, SB-5, and SB-6. The elevated SVO concentrations appear to be associated with on-site historic fill materials.

Select metals were detected at concentrations significantly exceeding NYSDEC UUSCOs in soil samples SB-1, SB-2, SB-5, and SB-6. The elevated metals concentrations appear to be associated with on-site historic fill materials.

VOs and PCBs were not detected in the soil samples analyzed at concentrations exceeding NYSDEC UUSCO.

Analytical results comprise Attachment B and are summarized in Table 2 (Soil Sampling & Analyses Data Summary).

4.5 Groundwater Analyses Data Summary

VOs and SVOs were not detected in the groundwater samples analyzed at concentrations exceeding NYSDEC TOGS WQS.

Analytical results comprise Attachment B and are summarized in Table 3 (Groundwater Sampling & Analyses Data Summary).

5.0 CONCLUSIONS & RECOMMENDATIONS

Whitestone conducted Phase II SI field activities at the subject site on March 14, 2022 to evaluate potential impacts to subsurface conditions at the property. Conclusions and recommendations pertaining to these activities are summarized below.

5.1 Conclusions

- During the GPR survey, subsurface anomalies indicative of utilities were encountered throughout the site. No other significant anomalies were detected. Due to site-specific soil conditions, the GPR unit was limited to approximately one foot to three feet of subsurface penetration. Surface covers, conductive soils, parked vehicles, curbing, and landscaping also limited the effectiveness and access of the GPR unit.

- Soil borings SB-1 through SB-6 each encountered fill materials underlying the surface covers. The existing fill materials generally consisted of sand with variable amounts of silt, gravel, and debris to a maximum depth of 6.5 fbgs. Debris including asphalt, brick, and/or concrete was observed in each of the borings.

- Groundwater was encountered in soil borings SB-1 through SB-3 at depths ranging between 10.52 fbgs and 17.0 fbgs.

- Select SVOs were detected at concentrations exceeding NYSDEC UUSCOs in soil samples SB-1, SB-2, SB-5, and SB-6. The elevated SVO concentrations appear to be associated with on-site historic fill materials.

- Select metals were detected at concentrations significantly exceeding NYSDEC UUSCOs in soil samples SB-1, SB-2, SB-5, and SB-6. The elevated metals concentrations appear to be associated with on-site historic fill materials.

- VOs and PCBs were not detected in the soil samples analyzed at concentrations exceeding NYSDEC UUSCO.

- VOs and SVOs were not detected in the groundwater samples analyzed at concentrations exceeding NYSDEC TOGS WQS.

5.2 Recommendations

- The elevated SVO and metals concentrations detected in the soil from fill material can remain on site subject to any future construction and geotechnical considerations. The impacted soils should not be comingled with other site soils and should be managed during any future construction activities under a *Soil Management Plan* using best management practices. This would include, but may not be limited to, soil erosion controls and dust suppression.

- Contaminated soil/fill excavated during any proposed site redevelopment activities should be segregated and characterized to evaluate off-site treatment/disposal alternatives in accordance with applicable state and federal waste management regulations. **Due to high concentrations of metals and SVOs, Whitestone recommends conducting waste classification prior to redevelopment to allow for accurate disposal pricing.**

- In light of the documented soil contamination at the subject property, special considerations should be given with respect to worker health and safety during any future site redevelopment activities. A site-specific *Health & Safety Plan* should be prepared for construction and subsurface excavation activities that will disturb the fill material.

- The GPR survey's effectiveness/accessibility was limited in certain portions of the site. Accordingly, a post-demolition/clearing GPR survey could be conducted to further evaluate these areas.

Hopefully this information will be helpful for site planning purposes. Please do not hesitate to contact us with any questions regarding this report.

Sincerely,

WHITESTONE ASSOCIATES, INC.

Christopher Seib, P.G.
Executive Vice President

Evan C. Venice
Environmental Specialist

CS/av L:\Job Folders\2022\2218788EJ\Reports and Submittals\.001 Ph II\2218788.001 BrooklynNY PIISI.doc
Copy: Jared Jones, Bohler Engineering NJ, LLC
Enclosures

Figure 1 – Site Location Map
Figure 2 – Boring Location Plan
Table 1 – Soil & Groundwater Sampling Summary
Table 2 – Soil Sampling & Analyses Data Summary
Table 3 – Groundwater Sampling & Analyses Data Summary
Appendix A – Records of Subsurface Exploration
Appendix B – Laboratory Analytical Results

WHITESTONE

FIGURE 1
Site Location Map

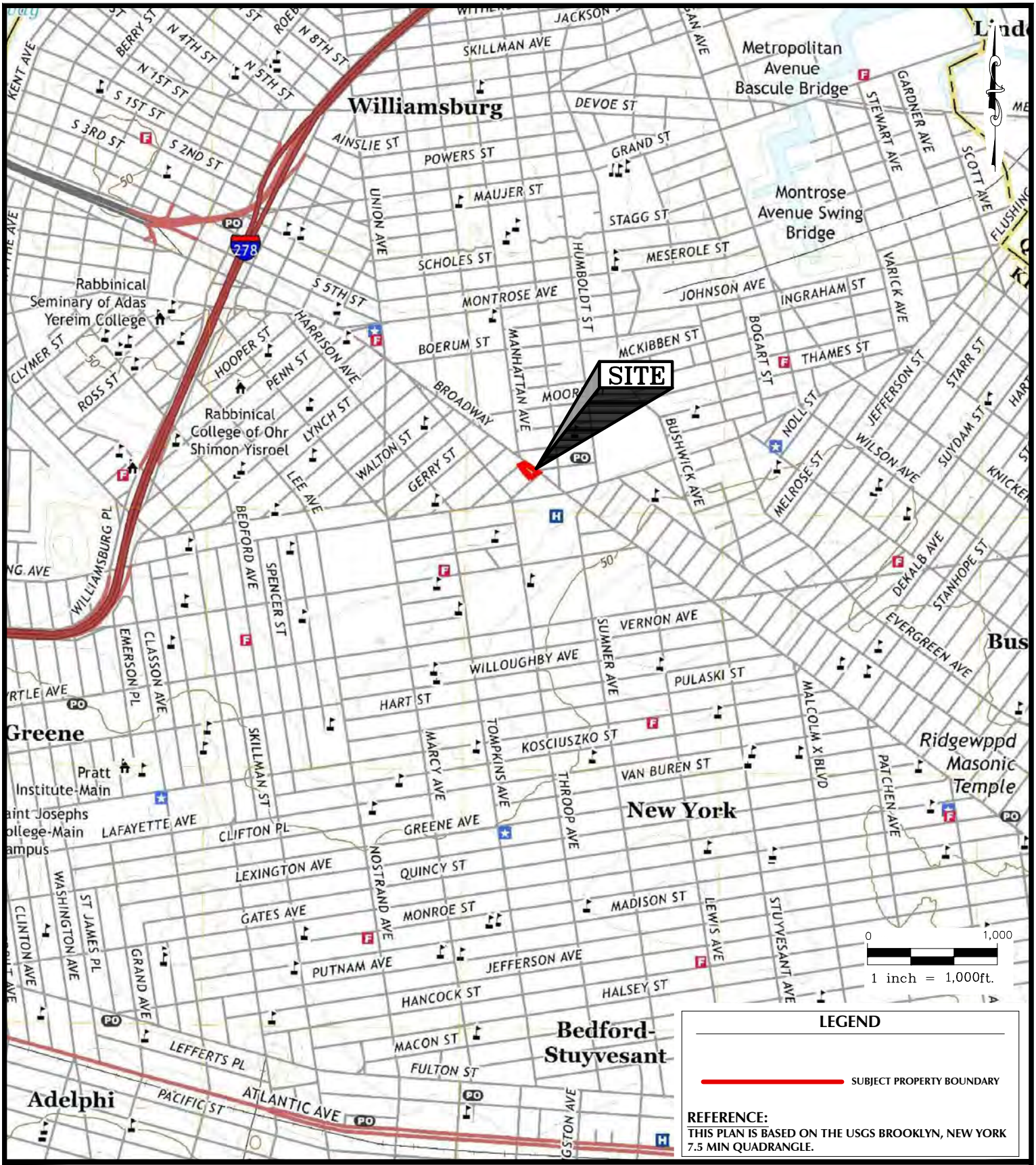

LEGEND

SUBJECT PROPERTY BOUNDARY

REFERENCE:
THIS PLAN IS BASED ON THE USGS BROOKLYN, NEW YORK 7.5 MIN QUADRANGLE.

PROJECT #: EJ2218788.001	
DESIGNED BY: GR	PROJ. MGR.: CS
DATE: 3/15/22	FIGURE: 1
SCALE: 1" = 1,000'	

DRAWING TITLE:
SITE LOCATION MAP

CLIENT:
McDONALD'S USA, LLC

PROJECT:
PHASE II SITE INVESTIGATION
EXISTING McDONALD'S RESTAURANT #31-0482
700 BROADWAY
BLOCK 22.75, LOT 11
BROOKLYN, KINGS COUNTY, NY

WHITESTONE
An Employee-Owned Company

30 INDEPENDENCE BOULEVARD, SUITE 250, WARREN, NJ 07059
908.668.7777 WHITESTONEASSOC.COM

WHITESTONE

FIGURE 2
Boring Location Plan

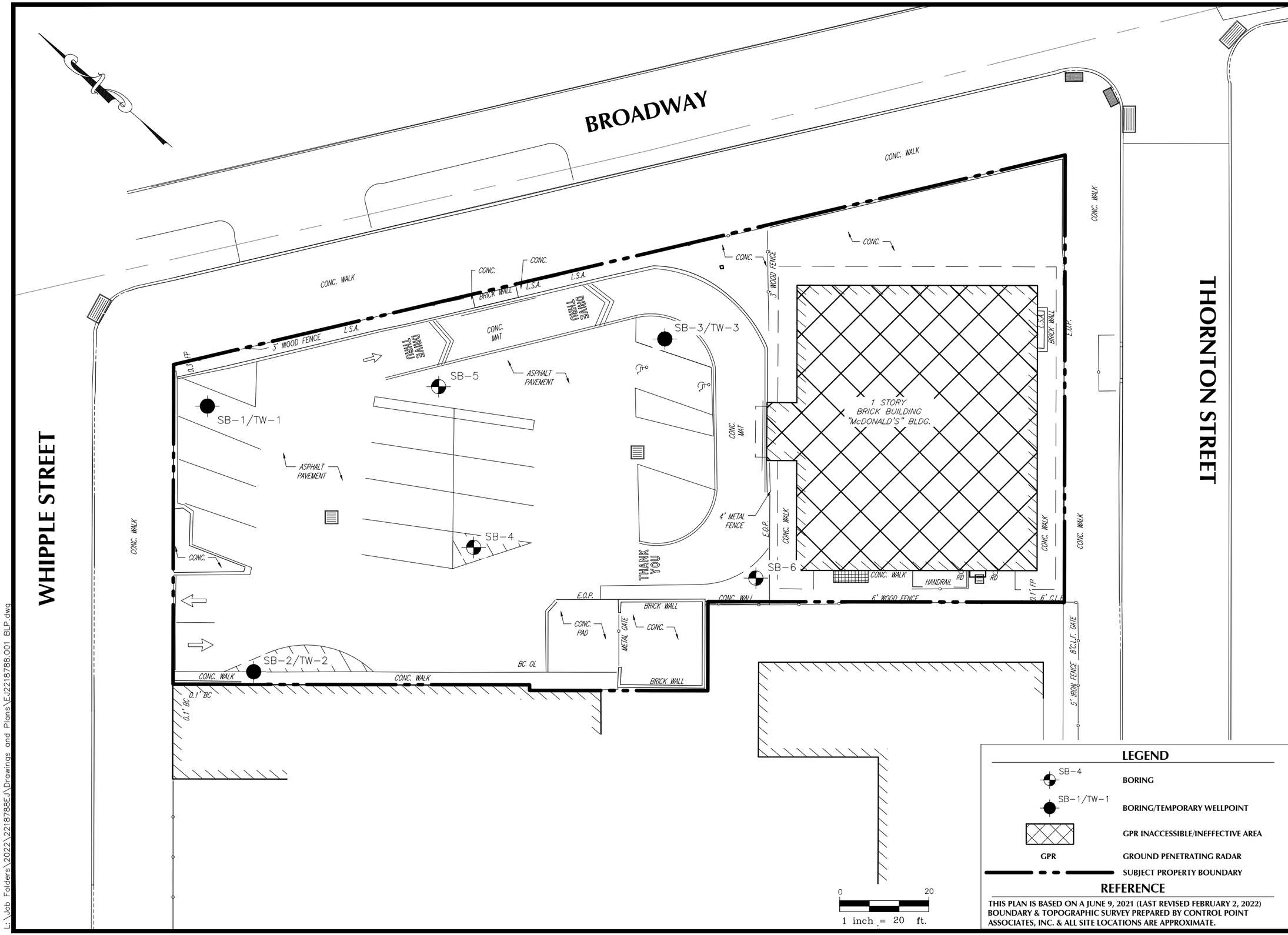

LEGEND

SB-4	BORING
SB-1/TW-1	BORING/TEMPORARY WELLPOINT
	GPR INACCESSIBLE/INEFFECTIVE AREA
GPR	GROUND PENETRATING RADAR
	SUBJECT PROPERTY BOUNDARY

REFERENCE

THIS PLAN IS BASED ON A JUNE 9, 2021 (LAST REVISED FEBRUARY 2, 2022) BOUNDARY & TOPOGRAPHIC SURVEY PREPARED BY CONTROL POINT ASSOCIATES, INC. & ALL SITE LOCATIONS ARE APPROXIMATE.

WHITESTONE
An Employee-Owned Company
30 INDEPENDENCE BOULEVARD, SUITE 250, WARREN, NJ 07059
908.668.7777 WHITESTONEASSOC.COM

DRAWING TITLE:
BORING/GPR LOCATION PLAN

CLIENT:
McDONALD'S USA, LLC

PROJECT:
PHASE II SITE INVESTIGATION
EXISTING McDONALD'S RESTAURANT #31-0482
700 BROADWAY
BLOCK 22.75, LOT 11
BROOKLYN, KINGS COUNTY, NY

PROJECT #: EJ2218788.001	
DESIGNED BY: GR	PROJ. MGR.: CS
DATE: 4/8/22	FIGURE: 2
SCALE: 1" = 20'	

L:\Job Folders\2022\2218788EJ\Drawings and Plans\EJ2218788.001 BLP.dwg

WHITESTONE

TABLE 1
Soil & Groundwater Sampling Summary

TABLE 1
SOIL & GROUNDWATER SAMPLING SUMMARY
Existing McDonald's Restaurant #31-0482
700 Broadway
Brooklyn, Kings County, New York

Boring Number	Soil Sample Interval (fbgs)	Total Depth (fbgs)	Depth to Groundwater (fbgs)	Maximum PID Reading (ppm)
SB-1/TW-1	5.0 to 5.5	25.0	14.86	0.0
SB-2/TW-2	4.5 to 5.0	25.0	13.51	0.0
SB-3/TW-3	4.0 to 4.5	25.0	10.52	0.0
SB-4	4.0 to 4.5	20.0	17.0	0.0
SB-5	4.5 to 5.0	20.0	17.5	0.0
SB-6	4.0 to 4.5	20.0	16.5	0.0

Notes:

fbgs feet below ground surface
PID Photoionization Detector
ppm parts per million

WHITESTONE

TABLE 2
Soil Sampling & Analyses Data Summary

TABLE 2
SOIL SAMPLING & ANALYSES DATA SUMMARY
Existing McDonald's Restaurant #31-0482
700 Broadway
Brooklyn, Kings County, New York

	SAMPLE ID:	SB-1			SB-2			SB-3			SB-4			SB-5			SB-6		
	LAB ID:	AD29415-001			AD29415-002			AD29415-003			AD29415-004			AD29415-005			AD29415-006		
	COLLECTION DATE:	3/14/2022			3/14/2022			3/14/2022			3/14/2022			3/14/2022			3/14/2022		
	SAMPLE DEPTH:	5.0 to 5.5			4.5 to 5.0			4.0 to 4.5			4.0 to 4.5			4.5 to 5.0			4.0 to 4.5		
	SAMPLE MATRIX:	SOIL			SOIL			SOIL			SOIL			SOIL			SOIL		
ANALYTE	**UUSCO**	Result	Flg	RL	Result	Flg	RL	Result	Flg	RL	Result	Flg	RL	Result	Flg	RL	Result	Flg	RL
VOLATILE ORGANICS (VO)																			
1,1,1-Trichloroethane	0.68	ND		0.0026	ND		0.0021	ND		0.0026	ND		0.0019	~		~	~		~
1,1,2,2-Tetrachloroethane	NA	ND		0.0026	ND		0.0021	ND		0.0026	ND		0.0019	~		~	~		~
1,1,2-Trichloro-1,2,2-trifluoroethane	NA	ND		0.0026	ND		0.0021	ND		0.0026	ND		0.0019	~		~	~		~
1,1,2-Trichloroethane	NA	ND		0.0026	ND		0.0021	ND		0.0026	ND		0.0019	~		~	~		~
1,1-Dichloroethane	0.27	ND		0.0026	ND		0.0021	ND		0.0026	ND		0.0019	~		~	~		~
1,1-Dichloroethene	0.33	ND		0.0026	ND		0.0021	ND		0.0026	ND		0.0019	~		~	~		~
1,2,3-Trichlorobenzene	NA	ND		0.0026	ND		0.0021	ND		0.0026	ND		0.0019	~		~	~		~
1,2,4-Trichlorobenzene	NA	ND		0.0026	ND		0.0021	ND		0.0026	ND		0.0019	~		~	~		~
1,2,4-Trimethylbenzene	3.6	ND		0.0013	ND		0.0010	ND		0.0013	ND		0.00096	~		~	~		~
1,2-Dibromo-3-chloropropane	NA	ND		0.0026	ND		0.0021	ND		0.0026	ND		0.0019	~		~	~		~
1,2-Dibromoethane	NA	ND		0.0013	ND		0.0010	ND		0.0013	ND		0.00096	~		~	~		~
1,2-Dichlorobenzene	1.1	ND		0.0026	ND		0.0021	ND		0.0026	ND		0.0019	~		~	~		~
1,2-Dichloroethane	0.02	ND		0.0013	ND		0.0010	ND		0.0013	ND		0.00096	~		~	~		~
1,2-Dichloropropane	NA	ND		0.0026	ND		0.0021	ND		0.0026	ND		0.0019	~		~	~		~
1,3,5-Trimethylbenzene	8.4	ND		0.0013	ND		0.0010	ND		0.0013	ND		0.00096	~		~	~		~
1,3-Dichlorobenzene	2.4	ND		0.0026	ND		0.0021	ND		0.0026	ND		0.0019	~		~	~		~
1,4-Dichlorobenzene	1.8	ND		0.0026	ND		0.0021	ND		0.0026	ND		0.0019	~		~	~		~
1,4-Dioxane	0.1	ND		0.13	ND		0.10	ND		0.13	ND		0.096	~		~	~		~
2-Butanone	0.12	ND		0.0026	ND		0.0021	ND		0.0026	ND		0.0019	~		~	~		~
2-Hexanone	NA	ND		0.0026	ND		0.0021	ND		0.0026	ND		0.0019	~		~	~		~
4-Methyl-2-pentanone	1.0	ND		0.0026	ND		0.0021	ND		0.0026	ND		0.0019	~		~	~		~
Acetone	0.05	ND		0.013	ND		0.010	ND		0.013	ND		0.0096	~		~	~		~
Benzene	0.06	ND		0.0013	ND		0.0010	ND		0.0013	ND		0.00096	~		~	~		~
Bromochloromethane	NA	ND		0.0026	ND		0.0021	ND		0.0026	ND		0.0019	~		~	~		~
Bromodichloromethane	NA	ND		0.0026	ND		0.0021	ND		0.0026	ND		0.0019	~		~	~		~
Bromoform	NA	ND		0.0026	ND		0.0021	ND		0.0026	ND		0.0019	~		~	~		~
Bromomethane	NA	ND		0.0026	ND		0.0021	ND		0.0026	ND		0.0019	~		~	~		~
Carbon disulfide	NA	ND		0.0044	ND		0.0036	ND		0.0043	ND		0.0033	~		~	~		~
Carbon tetrachloride	0.76	ND		0.0026	ND		0.0021	ND		0.0026	ND		0.0019	~		~	~		~
Chlorobenzene	1.1	ND		0.0026	ND		0.0021	ND		0.0026	ND		0.0019	~		~	~		~
Chloroethane	NA	ND		0.0026	ND		0.0021	ND		0.0026	ND		0.0019	~		~	~		~
Chloroform	0.37	ND		0.0026	ND		0.0021	ND		0.0026	ND		0.0019	~		~	~		~
Chloromethane	NA	ND		0.0026	ND		0.0021	ND		0.0026	ND		0.0019	~		~	~		~
cis-1,2-Dichloroethene	0.25	ND		0.0026	ND		0.0021	ND		0.0026	ND		0.0019	~		~	~		~
cis-1,3-Dichloropropene	NA	ND		0.0026	ND		0.0021	ND		0.0026	ND		0.0019	~		~	~		~
Cyclohexane	NA	ND		0.0026	ND		0.0021	ND		0.0026	ND		0.0019	~		~	~		~
Dibromochloromethane	NA	ND		0.0026	ND		0.0021	ND		0.0026	ND		0.0019	~		~	~		~
Dichlorodifluoromethane	NA	ND		0.0026	ND		0.0021	ND		0.0026	ND		0.0019	~		~	~		~
Ethylbenzene	1	ND		0.0013	ND		0.0010	ND		0.0013	ND		0.00096	~		~	~		~
Isopropylbenzene	NA	ND		0.0013	ND		0.0010	ND		0.0013	ND		0.00096	~		~	~		~
m&p-Xylenes	0.26	ND		0.0016	ND		0.0013	ND		0.0015	ND		0.0012	~		~	~		~
Methyl Acetate	NA	ND		0.0026	ND		0.0021	ND		0.0026	ND		0.0019	~		~	~		~
Methylcyclohexane	NA	ND		0.0026	ND		0.0021	ND		0.0026	ND		0.0019	~		~	~		~

TABLE 2
SOIL SAMPLING & ANALYSES DATA SUMMARY
Existing McDonald's Restaurant #31-0482
700 Broadway
Brooklyn, Kings County, New York

	SAMPLE ID:	SB-1			SB-2			SB-3			SB-4			SB-5			SB-6		
	LAB ID:	AD29415-001			AD29415-002			AD29415-003			AD29415-004			AD29415-005			AD29415-006		
	COLLECTION DATE:	3/14/2022			3/14/2022			3/14/2022			3/14/2022			3/14/2022			3/14/2022		
	SAMPLE DEPTH:	5.0 to 5.5			4.5 to 5.0			4.0 to 4.5			4.0 to 4.5			4.5 to 5.0			4.0 to 4.5		
	SAMPLE MATRIX:	SOIL			SOIL			SOIL			SOIL			SOIL			SOIL		
ANALYTE	**UUSCO**	Result	Flg	RL	Result	Flg	RL	Result	Flg	RL	Result	Flg	RL	Result	Flg	RL	Result	Flg	RL
Methylene chloride	0.05	ND		0.0026	ND		0.0021	ND		0.0026	ND		0.0019	~		~	~		~
Methyl-t-butyl ether	0.93	ND		0.0013	ND		0.0010	ND		0.0013	ND		0.00096	~		~	~		~
o-Xylene	0.26	ND		0.0013	ND		0.0010	ND		0.0013	ND		0.00096	~		~	~		~
Styrene	NA	ND		0.0026	ND		0.0021	ND		0.0026	ND		0.0019	~		~	~		~
Tetrachloroethene	1.3	ND		0.0026	ND		0.0021	0.0076		0.0026	ND		0.0019	~		~	~		~
Toluene	0.7	ND		0.0013	ND		0.0010	ND		0.0013	ND		0.00096	~		~	~		~
trans-1,2-Dichloroethene	0.19	ND		0.0026	ND		0.0021	ND		0.0026	ND		0.0019	~		~	~		~
trans-1,3-Dichloropropene	NA	ND		0.0026	ND		0.0021	ND		0.0026	ND		0.0019	~		~	~		~
Trichloroethene	0.47	ND		0.0026	ND		0.0021	ND		0.0026	ND		0.0019	~		~	~		~
Trichlorofluoromethane	NA	ND		0.0026	ND		0.0021	ND		0.0026	ND		0.0019	~		~	~		~
Vinyl chloride	0.02	ND		0.0026	ND		0.0021	ND		0.0026	ND		0.0019	~		~	~		~
Xylenes (Total)	0.26	ND		0.0013	ND		0.0010	ND		0.0013	ND		0.00096	~		~	~		~
SEMI-VOLATILE ORGANICS (SVO)																			
1,1'-Biphenyl	NA	0.80		0.39	ND		1.4	~		~	~		~	ND		0.37	ND		0.12
1,2,4,5-Tetrachlorobenzene	NA	ND		0.39	ND		1.4	~		~	~		~	ND		0.37	ND		0.12
1-Methylnaphthalene	NA	3.9		0.39	ND		1.4	~		~	~		~	ND		0.37	0.14		0.12
2,3,4,6-Tetrachlorophenol	NA	ND		0.39	ND		1.4	~		~	~		~	ND		0.37	ND		0.12
2,4,5-Trichlorophenol	0.1	ND		0.39	ND		1.4	~		~	~		~	ND		0.37	ND		0.12
2,4,6-Trichlorophenol	10	ND		0.39	ND		1.4	~		~	~		~	ND		0.37	ND		0.12
2,4-Dichlorophenol	0.4	ND		0.15	ND		0.54	~		~	~		~	ND		0.14	ND		0.044
2,4-Dimethylphenol	NA	ND		0.19	ND		0.70	~		~	~		~	ND		0.18	ND		0.057
2,4-Dinitrophenol	0.2	ND		2.0	ND		7.2	~		~	~		~	ND		1.9	ND		0.59
2,4-Dinitrotoluene	NA	ND		0.39	ND		1.4	~		~	~		~	ND		0.37	ND		0.12
2,6-Dinitrotoluene	1.0	ND		0.39	ND		1.4	~		~	~		~	ND		0.37	ND		0.12
2-Chloronaphthalene	NA	ND		0.39	ND		1.4	~		~	~		~	ND		0.37	ND		0.12
2-Chlorophenol	0.8	ND		0.39	ND		1.4	~		~	~		~	ND		0.37	ND		0.12
2-Methylnaphthalene	0.41	**5.2**		**0.39**	ND		1.4	~		~	~		~	ND		0.37	0.14		0.12
2-Methylphenol	0.33	ND		0.11	ND		0.41	~		~	~		~	ND		0.11	ND		0.034
2-Nitroaniline	0.1	ND		0.39	ND		1.4	~		~	~		~	ND		0.37	ND		0.12
2-Nitrophenol	0.3	ND		0.39	ND		1.4	~		~	~		~	ND		0.37	ND		0.12
3&4-Methylphenol	0.33	ND		0.11	ND		0.42	~		~	~		~	ND		0.11	ND		0.034
3,3'-Dichlorobenzidine	NA	ND		0.39	ND		1.4	~		~	~		~	ND		0.37	ND		0.12
3-Nitroaniline	0.5	ND		0.39	ND		1.4	~		~	~		~	ND		0.37	ND		0.12
4,6-Dinitro-2-methylphenol	NA	ND		2.0	ND		7.2	~		~	~		~	ND		1.9	ND		0.59
4-Bromophenyl-phenylether	NA	ND		0.39	ND		1.4	~		~	~		~	ND		0.37	ND		0.12
4-Chloro-3-methylphenol	NA	ND		0.39	ND		1.4	~		~	~		~	ND		0.37	ND		0.12
4-Chloroaniline	0.22	ND		0.17	ND		0.63	~		~	~		~	ND		0.16	ND		0.052
4-Chlorophenyl-phenylether	NA	ND		0.39	ND		1.4	~		~	~		~	ND		0.37	ND		0.12
4-Nitroaniline	NA	ND		0.39	ND		1.4	~		~	~		~	ND		0.37	ND		0.12
4-Nitrophenol	0.1	ND		0.39	ND		1.4	~		~	~		~	ND		0.37	ND		0.12
Acenaphthene	20	5.5		0.39	ND		1.4	~		~	~		~	0.52		0.37	0.40		0.12
Acenaphthylene	100	0.46		0.39	ND		1.4	~		~	~		~	0.46		0.37	0.14		0.12
Acetophenone	NA	ND		0.39	ND		1.4	~		~	~		~	ND		0.37	ND		0.12
Anthracene	100	6.9		0.39	1.6		1.4	~		~	~		~	1.3		0.37	1.0		0.12

TABLE 2
SOIL SAMPLING & ANALYSES DATA SUMMARY
Existing McDonald's Restaurant #31-0482
700 Broadway
Brooklyn, Kings County, New York

	SAMPLE ID:	SB-1			SB-2			SB-3			SB-4			SB-5			SB-6		
	LAB ID:	AD29415-001			AD29415-002			AD29415-003			AD29415-004			AD29415-005			AD29415-006		
	COLLECTION DATE:	3/14/2022			3/14/2022			3/14/2022			3/14/2022			3/14/2022			3/14/2022		
	SAMPLE DEPTH:	5.0 to 5.5			4.5 to 5.0			4.0 to 4.5			4.0 to 4.5			4.5 to 5.0			4.0 to 4.5		
	SAMPLE MATRIX:	SOIL			SOIL			SOIL			SOIL			SOIL			SOIL		
ANALYTE	**UUSCO**	Result	Flg	RL	Result	Flg	RL	Result	Flg	RL	Result	Flg	RL	Result	Flg	RL	Result	Flg	RL
Atrazine	NA	ND		0.39	ND		1.4	~		~	~		~	ND		0.37	ND		0.12
Benzaldehyde	NA	ND		4.3	ND		16	~		~	~		~	ND		4.1	ND		1.3
Benzo[a]anthracene	1	**12**		**0.39**	**6.6**		**1.4**	~		~	~		~	**4.9**		**0.37**	**3.1**		**0.12**
Benzo[a]pyrene	1	**9.3**		**0.39**	**7.6**		**1.4**	~		~	~		~	**4.3**		**0.37**	**2.9**		**0.12**
Benzo[b]fluoranthene	1	**11**		**0.39**	**11**		**1.4**	~		~	~		~	**6.6**		**0.37**	**4.3**		**0.12**
Benzo[g,h,i]perylene	100	4.8		0.39	4.5		1.4	~		~	~		~	2.3		0.37	1.6		0.12
Benzo[k]fluoranthene	0.8	**4.2**		**0.39**	**4.2**		**1.4**	~		~	~		~	**1.6**		**0.37**	**1.6**		**0.12**
bis(2-Chloroethoxy)methane	NA	ND		0.39	ND		1.4	~		~	~		~	ND		0.37	ND		0.12
bis(2-Chloroethyl)ether	NA	ND		0.098	ND		0.36	~		~	~		~	ND		0.094	ND		0.029
bis(2-Chloroisopropyl)ether	NA	ND		0.39	ND		1.4	~		~	~		~	ND		0.37	ND		0.12
bis(2-Ethylhexyl)phthalate	60	ND		0.39	ND		1.4	~		~	~		~	ND		0.37	0.42		0.12
Butylbenzylphthalate	100	ND		0.39	ND		1.4	~		~	~		~	ND		0.37	ND		0.12
Caprolactam	NA	ND		0.39	ND		1.4	~		~	~		~	ND		0.37	ND		0.12
Carbazole	NA	2.6		0.39	ND		1.4	~		~	~		~	0.65		0.37	0.57		0.12
Chrysene	1	**14**		**0.39**	**9.2**		**1.4**	~		~	~		~	**5.3**		**0.37**	**3.5**		**0.12**
Dibenzo[a,h]anthracene	0.33	**1.3**		**0.39**	ND		1.4	~		~	~		~	**0.65**		**0.37**	**0.44**		**0.12**
Dibenzofuran	7	2.8		0.099	ND		0.36	~		~	~		~	0.23		0.095	0.28		0.030
Diethylphthalate	7.1	ND		0.39	ND		1.4	~		~	~		~	ND		0.37	ND		0.12
Dimethylphthalate	27	ND		0.39	ND		1.4	~		~	~		~	ND		0.37	ND		0.12
Di-n-butylphthalate	7.1	ND		0.45	ND		1.6	~		~	~		~	ND		0.43	ND		0.13
Di-n-octylphthalate	100	ND		0.39	ND		1.4	~		~	~		~	ND		0.37	ND		0.12
Fluoranthene	100	25		0.39	22		1.4	~		~	~		~	11		0.37	6.9		0.12
Fluorene	30	5.8		0.39	ND		1.4	~		~	~		~	0.47		0.37	0.38		0.12
Hexachlorobenzene	0.33	ND		0.39	ND		1.4	~		~	~		~	ND		0.37	ND		0.12
Hexachlorobutadiene	NA	ND		0.39	ND		1.4	~		~	~		~	ND		0.37	ND		0.12
Hexachlorocyclopentadiene	NA	ND		1.3	ND		4.7	~		~	~		~	ND		1.2	ND		0.38
Hexachloroethane	NA	ND		0.39	ND		1.4	~		~	~		~	ND		0.37	ND		0.12
Indeno[1,2,3-cd]pyrene	0.5	**4.1**		**0.39**	**4.1**		**1.4**	~		~	~		~	**2.1**		**0.37**	**1.6**		**0.12**
Isophorone	4.4	ND		0.39	ND		1.4	~		~	~		~	ND		0.37	ND		0.12
Naphthalene	12	8.6		0.11	ND		0.41	~		~	~		~	0.15		0.11	0.31		0.034
Nitrobenzene	0.17	ND		0.39	ND		1.4	~		~	~		~	ND		0.37	ND		0.12
N-Nitroso-di-n-propylamine	NA	ND		0.15	ND		0.54	~		~	~		~	ND		0.14	ND		0.044
N-Nitrosodiphenylamine	NA	ND		1.3	ND		4.9	~		~	~		~	ND		1.3	ND		0.40
Pentachlorophenol	0.8	ND		2.0	ND		7.2	~		~	~		~	ND		1.9	ND		0.59
Phenanthrene	100	37		0.39	6.7		1.4	~		~	~		~	5.7		0.37	5.3		0.12
Phenol	0.33	ND		0.39	ND		1.4	~		~	~		~	ND		0.37	ND		0.12
Pyrene	100	29		0.39	22		1.4	~		~	~		~	11		0.37	6.4		0.12
METALS																			
Aluminum	10,000	2,700		240	4,600		220	~		~	~		~	3,600		220	5,500		240
Antimony	12	2.3		0.94	ND		0.86	~		~	~		~	ND		0.90	ND		0.94
Arsenic	13	9.7		0.24	8.3		0.22	~		~	~		~	5.3		0.22	10		0.24
Barium	350	**2,900**		**120**	190		11	~		~	~		~	270		11	490		12
Beryllium	7.2	ND		0.24	0.63		0.22	~		~	~		~	ND		0.22	0.41		0.24
Cadmium	2.5	2.3		0.47	1.0		0.43	~		~	~		~	ND		0.45	1.8		0.47

TABLE 2
SOIL SAMPLING & ANALYSES DATA SUMMARY
Existing McDonald's Restaurant #31-0482
700 Broadway
Brooklyn, Kings County, New York

WHITESTONE																			
	SAMPLE ID:	SB-1			SB-2			SB-3			SB-4			SB-5			SB-6		
	LAB ID:	AD29415-001			AD29415-002			AD29415-003			AD29415-004			AD29415-005			AD29415-006		
	COLLECTION DATE:	3/14/2022			3/14/2022			3/14/2022			3/14/2022			3/14/2022			3/14/2022		
	SAMPLE DEPTH:	5.0 to 5.5			4.5 to 5.0			4.0 to 4.5			4.0 to 4.5			4.5 to 5.0			4.0 to 4.5		
	SAMPLE MATRIX:	SOIL			SOIL			SOIL			SOIL			SOIL			SOIL		
ANALYTE	**UUSCO**	Result	Flg	RL	Result	Flg	RL	Result	Flg	RL	Result	Flg	RL	Result	Flg	RL	Result	Flg	RL
Calcium	10,000	**78,000**		**12,000**	**39,000**		**1,100**	~		~	~		~	**44,000**		**1,100**	7,000		1,200
Chromium	30	11		5.9	17		5.4	~		~	~		~	12		5.6	**58**		**5.9**
Cobalt	20	ND		2.9	4.1		2.7	~		~	~		~	3.0		2.8	5.8		2.9
Copper	50	**58**		**5.9**	41		5.4	~		~	~		~	30		5.6	**370**		**5.9**
Iron	2,000	**16,000**		**240**	**11,000**		**220**	~		~	~		~	**14,000**		**220**	**19,000**		**240**
Lead	63	**2,700**		**59**	**710**		**5.4**	~		~	~		~	**1,000**		**5.6**	**980**		**5.9**
Magnesium	NA	2,100		590	1,900		540	~		~	~		~	7,400		560	3,300		590
Manganese	1,600	290		12	240		11	~		~	~		~	210		11	290		12
Mercury	0.18	**2.4**		**0.098**	**0.74**		**0.090**	~		~	~		~	**0.32**		**0.094**	**2.4**		**0.098**
Nickel	30	6.3		5.9	11		5.4	~		~	~		~	7.1		5.6	21		5.9
Potassium	NA	380		120	790		110	~		~	~		~	530		110	700		120
Selenium	3.9	ND		2.4	ND		2.2	~		~	~		~	ND		2.2	ND		2.4
Silver	2	ND		0.24	0.22		0.22	~		~	~		~	ND		0.22	0.59		0.24
Sodium	NA	290		120	300		110	~		~	~		~	480		110	320		120
Thallium	5	ND		0.47	ND		0.43	~		~	~		~	ND		0.45	ND		0.47
Vanadium	39	20		0.24	29		0.22	~		~	~		~	21		0.22	31		0.24
Zinc	109	**970**		**12**	**190**		**11**	~		~	~		~	**240**		**11**	**1,200**		**12**
POLYCHLORINATED BIPHENYLS (PCB)																			
Aroclor (Total)	0.1	ND		0.029	~		~	~		~	~		~	~		~	ND		0.029
Aroclor-1016	0.1	ND		0.029	~		~	~		~	~		~	~		~	ND		0.029
Aroclor-1221	0.1	ND		0.029	~		~	~		~	~		~	~		~	ND		0.029
Aroclor-1232	0.1	ND		0.029	~		~	~		~	~		~	~		~	ND		0.029
Aroclor-1242	0.1	ND		0.029	~		~	~		~	~		~	~		~	ND		0.029
Aroclor-1248	0.1	ND		0.029	~		~	~		~	~		~	~		~	ND		0.029
Aroclor-1254	0.1	ND		0.029	~		~	~		~	~		~	~		~	ND		0.029
Aroclor-1260	0.1	ND		0.029	~		~	~		~	~		~	~		~	ND		0.029
Aroclor-1262	0.1	ND		0.029	~		~	~		~	~		~	~		~	ND		0.029
Aroclor-1268	0.1	ND		0.029	~		~	~		~	~		~	~		~	ND		0.029
OTHER PARAMETERS																			
% Solids	NA	85			93			93			90			89			85		

Notes:
Shaded and bold value indicates an exceedence of the NYSDEC UUSCO
All results reported in parts per million (ppm or mg/kg)
Sample depths reported in feet below ground surface (fbgs)
UUSCO - NYSDEC Remedial Program Part 375 Unrestricted Use Soil Cleanup Objectives. Where applicable, the UUSCO is based on the NYSDEC CP-51 Soil Cleanup Level/Objective.
Flg - Data Qualifier
RL - Laboratory Reporting Limit
ND - Not Detected exceeding RL
NA - No Applicable NYSDEC SCO
~ - Not analyzed for this compound

WHITESTONE

TABLE 3
Groundwater Sampling & Analyses Data Summary

TABLE 3
GROUNDWATER SAMPLING & ANALYSES DATA SUMMARY
Existing McDonald's Restaurant #31-0482
700 Broadway
Brooklyn, Kings County, New York

	SAMPLE ID:	TW-1			TW-2			TW-3		
	LAB ID:	AD29415-007			AD29415-008			AD29415-009		
	COLLECTION DATE:	3/14/2022			3/14/2022			3/14/2022		
	DEPTH TO GW:	14.86			13.51			10.52		
	SAMPLE MATRIX:	GROUNDWATER			GROUNDWATER			GROUNDWATER		
ANALYTE	**TOGS**	Result	Flg	RL	Result	Flg	RL	Result	Flg	RL
VOLATILE ORGANICS (VO)										
1,1,1-Trichloroethane	5	ND		1.0	ND		1.0	ND		1.0
1,1,2,2-Tetrachloroethane	5	ND		1.0	ND		1.0	ND		1.0
1,1,2-Trichloro-1,2,2-trifluoroethane	5	ND		1.0	ND		1.0	ND		1.0
1,1,2-Trichloroethane	1	ND		1.0	ND		1.0	ND		1.0
1,1-Dichloroethane	5	ND		1.0	ND		1.0	ND		1.0
1,1-Dichloroethene	5	ND		1.0	ND		1.0	ND		1.0
1,2,3-Trichlorobenzene	NA	ND		1.0	ND		1.0	ND		1.0
1,2,4-Trichlorobenzene	5	ND		1.0	ND		1.0	ND		1.0
1,2,4-Trimethylbenzene	NA	ND		1.0	ND		1.0	ND		1.0
1,2-Dibromo-3-chloropropane	NA	ND		1.0	ND		1.0	ND		1.0
1,2-Dibromoethane	NA	ND		1.0	ND		1.0	ND		1.0
1,2-Dichlorobenzene	3	ND		1.0	ND		1.0	ND		1.0
1,2-Dichloroethane	0.6	ND		0.64	ND		0.64	ND		0.64
1,2-Dichloropropane	1	ND		1.0	ND		1.0	ND		1.0
1,3,5-Trimethylbenzene	NA	ND		1.0	ND		1.0	ND		1.0
1,3-Dichlorobenzene	3	ND		1.0	ND		1.0	ND		1.0
1,4-Dichlorobenzene	3	ND		1.0	ND		1.0	ND		1.0
1,4-Dioxane	NA	ND		50	ND		50	ND		50
2-Butanone	NA	ND		1.0	ND		1.0	ND		1.0
2-Hexanone	50	ND		1.0	ND		1.0	ND		1.0
4-Methyl-2-pentanone	NA	ND		1.0	ND		1.0	ND		1.0
Acetone	50	ND		5.0	ND		5.0	ND		5.0
Benzene	1	ND		0.50	ND		0.50	ND		0.50
Bromochloromethane	NA	ND		1.0	ND		1.0	ND		1.0
Bromodichloromethane	50	ND		1.0	ND		1.0	ND		1.0
Bromoform	50	ND		1.0	ND		1.0	ND		1.0
Bromomethane	5	ND		1.0	ND		1.0	ND		1.0
Carbon disulfide	60	ND		1.0	ND		1.0	ND		1.0
Carbon tetrachloride	5	ND		1.0	ND		1.0	ND		1.0
Chlorobenzene	5	ND		1.0	ND		1.0	ND		1.0
Chloroethane	5	ND		1.0	ND		1.0	ND		1.0
Chloroform	7	ND		2.0	ND		2.0	ND		2.0
Chloromethane	5	ND		1.0	ND		1.0	ND		1.0
cis-1,2-Dichloroethene	5	ND		1.0	ND		1.0	ND		1.0
cis-1,3-Dichloropropene	0.4	ND		1.0	ND		1.0	ND		1.0
Cyclohexane	NA	ND		1.0	ND		1.0	ND		1.0
Dibromochloromethane	50	ND		1.0	ND		1.0	ND		1.0
Dichlorodifluoromethane	5	ND		1.0	ND		1.0	ND		1.0
Ethylbenzene	5	ND		1.0	ND		1.0	ND		1.0
Isopropylbenzene	5	ND		1.0	ND		1.0	ND		1.0
m&p-Xylenes	5	ND		1.0	ND		1.0	ND		1.0
Methyl Acetate	NA	ND		1.0	ND		1.0	ND		1.0
Methylcyclohexane	NA	ND		1.0	ND		1.0	ND		1.0
Methylene chloride	5	ND		1.0	ND		1.0	ND		1.0
Methyl-t-butyl ether	10	ND		0.50	ND		0.50	ND		0.50
o-Xylene	5	ND		1.0	ND		1.0	ND		1.0
Styrene	930	ND		1.0	ND		1.0	ND		1.0
Tetrachloroethene	5	ND		1.0	ND		1.0	ND		1.0
Toluene	5	ND		1.0	ND		1.0	ND		1.0
trans-1,2-Dichloroethene	5	ND		1.0	ND		1.0	ND		1.0
trans-1,3-Dichloropropene	0.4	ND		1.0	ND		1.0	ND		1.0
Trichloroethene	5	ND		1.0	ND		1.0	ND		1.0
Trichlorofluoromethane	5	ND		1.0	ND		1.0	ND		1.0
Vinyl chloride	2	ND		1.0	ND		1.0	ND		1.0
Xylenes (Total)	NA	ND		1.0	ND		1.0	ND		1.0

TABLE 3
GROUNDWATER SAMPLING & ANALYSES DATA SUMMARY
Existing McDonald's Restaurant #31-0482
700 Broadway
Brooklyn, Kings County, New York

WHITESTONE	SAMPLE ID:	TW-1			TW-2			TW-3		
	LAB ID:	AD29415-007			AD29415-008			AD29415-009		
	COLLECTION DATE:	3/14/2022			3/14/2022			3/14/2022		
	DEPTH TO GW:	14.86			13.51			10.52		
	SAMPLE MATRIX:	GROUNDWATER			GROUNDWATER			GROUNDWATER		
ANALYTE	**TOGS**	Result	Flg	RL	Result	Flg	RL	Result	Flg	RL
SEMI-VOLATILE ORGANICS (SVO)										
1,1'-Biphenyl	NA	ND		2.0	ND		2.0	ND		2.0
1,2,4,5-Tetrachlorobenzene	NA	ND		2.0	ND		2.0	ND		2.0
1-Methylnaphthalene	NA	ND		2.0	ND		2.0	ND		2.0
2,3,4,6-Tetrachlorophenol	NA	ND		2.0	ND		2.0	ND		2.0
2,4,5-Trichlorophenol	NA	ND		2.0	ND		2.0	ND		2.0
2,4,6-Trichlorophenol	NA	ND		2.0	ND		2.0	ND		2.0
2,4-Dichlorophenol	1	ND		0.50	ND		0.50	ND		0.50
2,4-Dimethylphenol	1	ND		0.55	ND		0.55	ND		0.55
2,4-Dinitrophenol	1	ND		9.8	ND		9.8	ND		9.8
2,4-Dinitrotoluene	5	ND		2.0	ND		2.0	ND		2.0
2,6-Dinitrotoluene	5	ND		2.0	ND		2.0	ND		2.0
2-Chloronaphthalene	10	ND		2.0	ND		2.0	ND		2.0
2-Chlorophenol	NA	ND		2.0	ND		2.0	ND		2.0
2-Methylnaphthalene	NA	ND		2.0	ND		2.0	ND		2.0
2-Methylphenol	NA	ND		0.50	ND		0.50	ND		0.50
2-Nitroaniline	5	ND		2.0	ND		2.0	ND		2.0
2-Nitrophenol	NA	ND		2.0	ND		2.0	ND		2.0
3&4-Methylphenol	NA	ND		0.50	ND		0.50	ND		0.50
3,3'-Dichlorobenzidine	5	ND		2.0	ND		2.0	ND		2.0
3-Nitroaniline	5	ND		2.0	ND		2.0	ND		2.0
4,6-Dinitro-2-methylphenol	NA	ND		8.1	ND		8.1	ND		8.1
4-Bromophenyl-phenylether	NA	ND		2.0	ND		2.0	ND		2.0
4-Chloro-3-methylphenol	NA	ND		2.0	ND		2.0	ND		2.0
4-Chloroaniline	5	ND		0.50	ND		0.50	ND		0.50
4-Chlorophenyl-phenylether	NA	ND		2.0	ND		2.0	ND		2.0
4-Nitroaniline	5	ND		2.0	ND		2.0	ND		2.0
4-Nitrophenol	NA	ND		2.0	ND		2.0	ND		2.0
Acenaphthene	20	ND		2.0	ND		2.0	ND		2.0
Acenaphthylene	NA	ND		2.0	ND		2.0	ND		2.0
Acetophenone	NA	ND		2.0	ND		2.0	ND		2.0
Anthracene	50	ND		2.0	ND		2.0	ND		2.0
Atrazine	NA	ND		2.0	ND		2.0	ND		2.0
Benzaldehyde	NA	ND		2.0	ND		2.0	ND		2.0
Benzo[a]anthracene	0.002	ND		2.0	ND		2.0	ND		2.0
Benzo[a]pyrene	NA	ND		2.0	ND		2.0	ND		2.0
Benzo[b]fluoranthene	0.002	ND		2.0	ND		2.0	ND		2.0
Benzo[g,h,i]perylene	NA	ND		2.0	ND		2.0	ND		2.0
Benzo[k]fluoranthene	0.002	ND		2.0	ND		2.0	ND		2.0
bis(2-Chloroethoxy)methane	5	ND		2.0	ND		2.0	ND		2.0
bis(2-Chloroethyl)ether	1	ND		0.50	ND		0.50	ND		0.50
bis(2-Chloroisopropyl)ether	5	ND		2.0	ND		2.0	ND		2.0
bis(2-Ethylhexyl)phthalate	5	ND		2.0	ND		2.0	ND		2.0
Butylbenzylphthalate	50	ND		2.0	ND		2.0	ND		2.0
Caprolactam	NA	ND		2.0	ND		2.0	ND		2.0
Carbazole	NA	ND		2.0	ND		2.0	ND		2.0
Chrysene	0.002	ND		2.0	ND		2.0	ND		2.0
Dibenzo[a,h]anthracene	NA	ND		2.0	ND		2.0	ND		2.0
Dibenzofuran	NA	ND		0.68	ND		0.68	ND		0.68
Diethylphthalate	50	ND		2.0	ND		2.0	ND		2.0
Dimethylphthalate	50	ND		2.0	ND		2.0	ND		2.0
Di-n-butylphthalate	50	ND		1.1	ND		1.1	ND		1.1
Di-n-octylphthalate	50	ND		2.0	ND		2.0	ND		2.0
Fluoranthene	50	ND		2.0	ND		2.0	ND		2.0
Fluorene	50	ND		2.0	ND		2.0	ND		2.0
Hexachlorobenzene	0.04	ND		2.0	ND		2.0	ND		2.0

TABLE 3
GROUNDWATER SAMPLING & ANALYSES DATA SUMMARY
Existing McDonald's Restaurant #31-0482
700 Broadway
Brooklyn, Kings County, New York

	SAMPLE ID:	TW-1			TW-2			TW-3		
	LAB ID:	AD29415-007			AD29415-008			AD29415-009		
	COLLECTION DATE:	3/14/2022			3/14/2022			3/14/2022		
	DEPTH TO GW:	14.86			13.51			10.52		
	SAMPLE MATRIX:	GROUNDWATER			GROUNDWATER			GROUNDWATER		
ANALYTE	**TOGS**	Result	Flg	RL	Result	Flg	RL	Result	Flg	RL
Hexachlorobutadiene	0.5	ND		2.0	ND		2.0	ND		2.0
Hexachlorocyclopentadiene	5	ND		2.0	ND		2.0	ND		2.0
Hexachloroethane	5	ND		2.0	ND		2.0	ND		2.0
Indeno[1,2,3-cd]pyrene	0.002	ND		2.0	ND		2.0	ND		2.0
Isophorone	50	ND		2.0	ND		2.0	ND		2.0
Naphthalene	10	ND		0.50	ND		0.50	ND		0.50
Nitrobenzene	0.4	ND		2.0	ND		2.0	ND		2.0
N-Nitroso-di-n-propylamine	NA	ND		0.64	ND		0.64	ND		0.64
N-Nitrosodiphenylamine	50	ND		2.0	ND		2.0	ND		2.0
Pentachlorophenol	1	ND		7.6	ND		7.6	ND		7.6
Phenanthrene	50	ND		2.0	ND		2.0	ND		2.0
Phenol	1	ND		2.0	ND		2.0	ND		2.0
Pyrene	50	ND		2.0	ND		2.0	ND		2.0

Notes:
Shaded and bold value indicates an exceedence of the NYSDEC TOGS
All results reported in parts per billion (ppb or ug/L)
Depth to groundwater reported in feet below ground surface (fbgs)
TOGS - NYSDEC Technical and Operational Guidance Series (1.1.1) Ambient Water Quality Standards
Flg - Data Qualifier
RL - Laboratory Reporting Limit
ND - Not Detected Exceeding RL
NA - No Applicable NYSDEC TOGS

WHITESTONE

APPENDIX A
Records of Subsurface Exploration

RECORD OF SUBSURFACE EXPLORATION

WHITESTONE

Boring No.: SB-1/TW-1

Project:	Existing McDonald's Restaurant #31-0482	**WAI Project No.:**	EJ2218788.001
Location:	700 Broadway, Brooklyn, Kings County, New York	**Client:**	McDonald's USA, LLC

Surface Elevation:	± NS feet above msl	**Date Started:**	March 14, 2022		**Water Depths (feet bgs)**	**Water Elevations (feet msl)**	
Termination Depth:	25.0 feet bgs	**Date Completed:**	March 14, 2022				
Drilling Method:	Geoprobe	**Logged By:**	E. Venice	**While Drilling:**	18.0	NS	
Test Method:	Macro-Core	**Contractor:**	High Rock Environmental	**At Completion:**	14.86	NS	
		Machine:	AMS 9500 VTR	**24 Hours:**	NA	NS	

DEPTH (feet)	USCS	Color	Soil Description	Notes	PID READINGS (ppm)	RECOVERY (inches)	DEPTH (feet)
0	PAVEMENT	Black	ASPHALT with Gravel Subbase	Four Inches	0.0		0
1	FILL	Dark Grayish-Brown	Poorly Graded SAND with Silt and Gravel	Dry, Brick, Asphalt, Concrete	0.0		1
					0.0		
2					0.0		2
					0.0		
3					0.0		3
					0.0		
4					0.0		4
					0.0		
5					0.0	41	5
					0.0		
6					0.0		6
					0.0		
7	SP-SM	Brown	Silty SAND with Gravel	Dry	0.0		7
					0.0		
8					0.0		8
					0.0		
9					0.0		9
					0.0		
10					0.0	40	10
					0.0		
11					0.0		11
					0.0		
12					0.0		12
					0.0		
13					0.0		13
					0.0		
14					0.0		14
	SC-SM		Silty CLAY with Sand	Dry, Clay Layer	0.0		
15					0.0	52	15
					0.0		
16					0.0		16
					0.0		
17					0.0		17
	SP-SM		Silty SAND		0.0		
18					0.0		18
				Wet at 18.0 feet below ground surface	0.0		
19					0.0		19
					0.0		
20					0.0	50	20
					0.0		

NOTES: bgs = Below Ground Surface, msl = Mean Sea Level, NA = Not Applicable, NE = Not Encountered, NS = Not Surveyed, PID = Photoionization Detector, DTR = Due To Refusal

Boring No. SB-1/TW-1 Terminated at a Depth of: 25.0 Feet Below Ground Surface

Soil Sample: SB - 1 collected from 5.0 fbgs to 5.5 fbgs at 08:15

Groundwater Sample: TW - 1 collected at 14.86 fbgs at 09:00

RECORD OF SUBSURFACE EXPLORATION

WHITESTONE

Boring No.: SB-1/TW-1 Page 2

Project:	Existing McDonald's Restaurant #31-0482	**WAI Project No.:**	EJ2218788.001
Location:	700 Broadway, Brooklyn, Kings County, New York	**Client:**	McDonald's USA, LLC

Surface Elevation:	± NS feet above msl	**Date Started:**	March 14, 2022		**Water Depths (feet bgs)**	**Water Elevations (feet msl)**
Termination Depth:	25.0 feet bgs	**Date Completed:**	March 14, 2022			
Drilling Method:	Geoprobe	**Logged By:**	E. Venice	**While Drilling:**	18.0	NS
Test Method:	Macro-Core	**Contractor:**	High Rock Environmental	**At Completion:**	14.86	NS
		Machine:	AMS 9500 VTR	**24 Hours:**	NA	NS

DEPTH (feet)	USCS	Color	Soil Description	Notes	PID READINGS (ppm)	RECOVERY (inches)	DEPTH (feet)
20					0.0	50	20
	SP-SM	Brown	Silty SAND	Wet	0.0		
21					0.0		21
					0.0		
22					0.0		22
					0.0		
23					0.0		23
					0.0		
24					0.0		24
					0.0		
25					0.0	47	25
26							26
27							27
28							28
29							29
30							30
31							31
32							32
33							33
34							34
35							35
36							36
37							37
39							38
39							39
40							40

NOTES: bgs = Below Ground Surface, msl = Mean Sea Level, NA = Not Applicable, NE = Not Encountered, NS = Not Surveyed, PID = Photoionization Detector, DTR = Due To Refusal

Boring No. SB-1/TW-1 Terminated at a Depth of: 25.0 Feet Below Ground Surface

Soil Sample: SB - 1 collected from 5.0 fbgs to 5.5 fbgs at 08:15

Groundwater Sample: TW - 1 collected at 14.86 fbgs at 09:00

RECORD OF SUBSURFACE EXPLORATION

WHITESTONE

Boring No.: SB-2/TW-2

Project:	Existing McDonald's Restaurant #31-0482	**WAI Project No.:**	EJ2218788.001
Location:	700 Broadway, Brooklyn, Kings County, New York	**Client:**	McDonald's USA, LLC

Surface Elevation:	± NS feet above msl	**Date Started:**	March 14, 2022		**Water Depths (feet bgs)**	**Water Elevations (feet msl)**	
Termination Depth:	25.0 feet bgs	**Date Completed:**	March 14, 2022				
Drilling Method:	Geoprobe	**Logged By:**	E. Venice	**While Drilling:**	18.0	NS	▽
Test Method:	Macro-Core	**Contractor:**	High Rock Environmental	**At Completion:**	13.51	NS	▽
		Machine:	AMS 9500 VTR	**24 Hours:**	NA	NS	▼

DEPTH (feet)	USCS	Color	Soil Description	Notes	PID READINGS (ppm)	RECOVERY (inches)	DEPTH (feet)
0	PAVEMENT	Black	ASPHALT with Gravel Subbase	Four Inches	0.0		0
1	FILL	Dark Grayish-Brown	Poorly Graded SAND with Silt and Gravel	Dry, Brick, Asphalt, Concrete	0.0		1
					0.0		
2					0.0		2
					0.0		
3					0.0		3
					0.0		
4					0.0		4
					0.0		
5					0.0	43	5
					0.0		
6	SP-SM	Brown	Silty SAND with Gravel	Dry	0.0		6
					0.0		
7					0.0		7
					0.0		
8					0.0		8
					0.0		
9					0.0		9
					0.0		
10					0.0	45	10
					0.0		
11					0.0		11
					0.0		
12					0.0		12
					0.0		
13					0.0		13
					0.0		
14 ▽					0.0		14
					0.0		
15					0.0	51	15
					0.0		
16	SC-SM		Silty CLAY with Sand	Dry, Clay Layer	0.0		16
					0.0		
17					0.0		17
					0.0		
18 ▼					0.0		18
	SP-SM		Silty SAND	Wet at 18.0 feet below ground surface	0.0		
19					0.0		19
					0.0		
20					0.0	53	20
					0.0		

NOTES: bgs = Below Ground Surface, msl = Mean Sea Level, NA = Not Applicable, NE = Not Encountered, NS = Not Surveyed, PID = Photoionization Detector, DTR = Due To Refusal

Boring No. SB-2/TW-2 Terminated at a Depth of: 25.0 Feet Below Ground Surface

Soil Sample: SB - 2 collected from 4.5 fbgs to 5.0 fbgs at 08:45

Groundwater Sample: TW - 2 collected at 13.51 fbgs at 09:40

RECORD OF SUBSURFACE EXPLORATION

WHITESTONE

Boring No.: SB-2/TW-2 Page 2

Project:	Existing McDonald's Restaurant #31-0482	**WAI Project No.:**	EJ2218788.001
Location:	700 Broadway, Brooklyn, Kings County, New York	**Client:**	McDonald's USA, LLC

Surface Elevation:	± NS feet above msl	**Date Started:**	March 14, 2022		**Water Depths (feet bgs)**	**Water Elevations (feet msl)**	
Termination Depth:	25.0 feet bgs	**Date Completed:**	March 14, 2022				
Drilling Method:	Geoprobe	**Logged By:**	E. Venice	**While Drilling:**	18.0	NS	
Test Method:	Macro-Core	**Contractor:**	High Rock Environmental	**At Completion:**	13.51	NS	
		Machine:	AMS 9500 VTR	**24 Hours:**	NA	NS	

DEPTH (feet)	USCS	Color	Soil Description	Notes	PID READINGS (ppm)	RECOVERY (inches)	DEPTH (feet)
20					0.0	53	20
	SP-SM	Brown	Silty SAND	Wet	0.0		
21					0.0		21
					0.0		
22					0.0		22
					0.0		
23					0.0		23
					0.0		
24					0.0		24
					0.0		
25					0.0	41	25
26							26
27							27
28							28
29							29
30							30
31							31
32							32
33							33
34							34
35							35
36							36
37							37
39							38
39							39
40							40

NOTES: bgs = Below Ground Surface, msl = Mean Sea Level, NA = Not Applicable, NE = Not Encountered, NS = Not Surveyed, PID = Photoionization Detector, DTR = Due To Refusal

Boring No. SB-2/TW-2 Terminated at a Depth of: 25.0 Feet Below Ground Surface

Soil Sample: SB - 2 collected from 4.5 fbgs to 5.0 fbgs at 08:45

Groundwater Sample: TW - 2 collected at 13.51 fbgs at 09:40

RECORD OF SUBSURFACE EXPLORATION

WHITESTONE

Boring No.: SB-3/TW-3

Project:	Existing McDonald's Restaurant #31-0482	**WAI Project No.:**	EJ2218788.001
Location:	700 Broadway, Brooklyn, Kings County, New York	**Client:**	McDonald's USA, LLC

Surface Elevation:	± NS feet above msl	**Date Started:**	March 14, 2022		**Water Depths (feet bgs)**	**Water Elevations (feet msl)**	
Termination Depth:	25.0 feet bgs	**Date Completed:**	March 14, 2022				
Drilling Method:	Geoprobe	**Logged By:**	E. Venice	**While Drilling:**	16.0	NS	▽
Test Method:	Macro-Core	**Contractor:**	High Rock Environmental	**At Completion:**	10.52	NS	▽
		Machine:	AMS 9500 VTR	**24 Hours:**	NA	NS	▼

DEPTH (feet)	USCS	Color	Soil Description	Notes	PID READINGS (ppm)	RECOVERY (inches)	DEPTH (feet)
0	PAVEMENT	Black	ASPHALT with Gravel Subbase	Four Inches	0.0		0
1	FILL	Dark Grayish-Brown	Poorly Graded SAND with Silt and Gravel	Dry, Brick, Asphalt, Concrete	0.0		1
					0.0		
2					0.0		2
					0.0		
3					0.0		3
					0.0		
4					0.0		4
					0.0		
5	SP-SM	Brown	Silty SAND with Gravel	Dry	0.0	41	5
					0.0		
6					0.0		6
					0.0		
7					0.0		7
					0.0		
8					0.0		8
					0.0		
9					0.0		9
					0.0		
10					0.0	44	10
▽					0.0		
11					0.0		11
					0.0		
12					0.0		12
					0.0		
13					0.0		13
					0.0		
14					0.0		14
					0.0		
15	SC-SM		Silty CLAY with Sand	Dry, Clay Layer	0.0	50	15
					0.0		
16 ▼					0.0		16
				Wet at 16.0 feet below ground surface	0.0		
17					0.0		17
	SP-SM		Silty SAND		0.0		
18					0.0		18
					0.0		
19					0.0		19
					0.0		
20					0.0	51	20
					0.0		

NOTES: bgs = Below Ground Surface, msl = Mean Sea Level, NA = Not Applicable, NE = Not Encountered, NS = Not Surveyed, PID = Photoionization Detector, DTR = Due To Refusal

Boring No. SB-3/TW-3 Terminated at a Depth of: 25.0 Feet Below Ground Surface

Soil Sample: SB - 3 collected from 4.0 fbgs to 4.5 fbgs at 09:35

Groundwater Sample: TW - 3 collected at 10.52 fbgs at 10:45

RECORD OF SUBSURFACE EXPLORATION

WHITESTONE

Boring No.: SB-3/TW-3 Page 2

Project:	Existing McDonald's Restaurant #31-0482	**WAI Project No.:**	EJ2218788.001
Location:	700 Broadway, Brooklyn, Kings County, New York	**Client:**	McDonald's USA, LLC

Surface Elevation:	± NS feet above msl	**Date Started:**	March 14, 2022		**Water Depths (feet bgs)**	**Water Elevations (feet msl)**	
Termination Depth:	25.0 feet bgs	**Date Completed:**	March 14, 2022				
Drilling Method:	Geoprobe	**Logged By:**	E. Venice	**While Drilling:**	16.0	NS	▼
Test Method:	Macro-Core	**Contractor:**	High Rock Environmental	**At Completion:**	10.52	NS	▽
		Machine:	AMS 9500 VTR	**24 Hours:**	NA	NS	▼

DEPTH (feet)	USCS	Color	Soil Description	Notes	PID READINGS (ppm)	RECOVERY (inches)	DEPTH (feet)
20					0.0	51	20
	SP-SM	Brown	Silty SAND	Wet	0.0		
21					0.0		21
					0.0		
22					0.0		22
					0.0		
23					0.0		23
					0.0		
24					0.0		24
					0.0		
25					0.0	43	25
26							26
27							27
28							28
29							29
30							30
31							31
32							32
33							33
34							34
35							35
36							36
37							37
39							38
39							39
40							40

NOTES: bgs = Below Ground Surface, msl = Mean Sea Level, NA = Not Applicable, NE = Not Encountered, NS = Not Surveyed, PID = Photoionization Detector, DTR = Due To Refusal

Boring No. SB-3/TW-3 Terminated at a Depth of: 25.0 Feet Below Ground Surface

Soil Sample: SB - 3 collected from 4.0 fbgs to 4.5 fbgs at 09:35

Groundwater Sample: TW - 3 collected at 10.52 fbgs at 10:45

RECORD OF SUBSURFACE EXPLORATION

WHITESTONE

Boring No.: SB-4

Project:	Existing McDonald's Restaurant #31-0482	**WAI Project No.:**	EJ2218788.001
Location:	700 Broadway, Brooklyn, Kings County, New York	**Client:**	McDonald's USA, LLC

Surface Elevation:	± NS feet above msl	**Date Started:**	March 14, 2022		**Water Depths (feet bgs)**	**Water Elevations (feet msl)**	
Termination Depth:	20.0 feet bgs	**Date Completed:**	March 14, 2022				
Drilling Method:	Geoprobe	**Logged By:**	E. Venice	**While Drilling:**	17.0	NS	▼
Test Method:	Macro-Core	**Contractor:**	High Rock Environmental	**At Completion:**	17.0	NS	▽
		Machine:	AMS 9500 VTR	**24 Hours:**	NA	NS	▼

DEPTH (feet)	USCS	Color	Soil Description	Notes	PID READINGS (ppm)	RECOVERY (inches)	DEPTH (feet)
0							0
	PAVEMENT	Black	ASPHALT with No Apparent Subbase	Four Inches	0.0		
1	FILL	Dark Grayish-Brown	Poorly Graded SAND with Silt and Gravel	Dry, Brick, Asphalt, Concrete	0.0		1
					0.0		
2					0.0		2
					0.0		
3					0.0		3
					0.0		
4					0.0		4
					0.0		
5					0.0	42	5
	SP-SM	Brown	Silty SAND with Gravel	Dry	0.0		
6					0.0		6
					0.0		
7					0.0		7
					0.0		
8					0.0		8
					0.0		
9					0.0		9
					0.0		
10					0.0	46	10
					0.0		
11					0.0		11
					0.0		
12					0.0		12
					0.0		
13					0.0		13
					0.0		
14					0.0		14
					0.0		
15					0.0	50	15
					0.0		
16					0.0		16
	SC-SM		Silty CLAY with Sand	Dry, Clay Layer	0.0		
17 ▽▼					0.0		17
				Wet at 17.0 feet below ground surface	0.0		
18					0.0		18
	SP-SM		Silty SAND		0.0		
19					0.0		19
					0.0		
20					0.0	53	20

NOTES: bgs = Below Ground Surface, msl = Mean Sea Level, NA = Not Applicable, NE = Not Encountered, NS = Not Surveyed, PID = Photoionization Detector, DTR = Due To Refusal

Boring No. SB-4 Terminated at a Depth of: 20.0 Feet Below Ground Surface

Soil Sample: SB - 4 collected from 4.0 fbgs to 4.5 fbgs at 09:10

RECORD OF SUBSURFACE EXPLORATION

WHITESTONE

Boring No.: SB-5

Project:	Existing McDonald's Restaurant #31-0482	**WAI Project No.:**	EJ2218788.001
Location:	700 Broadway, Brooklyn, Kings County, New York	**Client:**	McDonald's USA, LLC

Surface Elevation:	± NS feet above msl	**Date Started:**	March 14, 2022		**Water Depths (feet bgs)**	**Water Elevations (feet msl)**	
Termination Depth:	20.0 feet bgs	**Date Completed:**	March 14, 2022				
Drilling Method:	Geoprobe	**Logged By:**	E. Venice	**While Drilling:**	17.5	NS	
Test Method:	Macro-Core	**Contractor:**	High Rock Environmental	**At Completion:**	17.5	NS	
		Machine:	AMS 9500 VTR	**24 Hours:**	NA	NS	

DEPTH (feet)	USCS	Color	Soil Description	Notes	PID READINGS (ppm)	RECOVERY (inches)	DEPTH (feet)
0	PAVEMENT	Black	ASPHALT with Gravel Subbase	Four Inches	0.0		0
1	FILL	Dark Grayish-Brown	Poorly Graded SAND with Silt and Gravel	Dry, Brick, Asphalt, Concrete	0.0		1
					0.0		
2					0.0		2
					0.0		
3					0.0		3
					0.0		
4					0.0		4
					0.0		
5					0.0	47	5
					0.0		
6	SP-SM	Brown	Silty SAND with Gravel	Dry	0.0		6
					0.0		
7					0.0		7
					0.0		
8					0.0		8
					0.0		
9					0.0		9
					0.0		
10					0.0	45	10
					0.0		
11					0.0		11
					0.0		
12					0.0		12
					0.0		
13					0.0		13
					0.0		
14					0.0		14
					0.0		
15	SC-SM		Silty CLAY with Sand	Dry, Clay Layer	0.0	51	15
					0.0		
16					0.0		16
					0.0		
17	SP-SM		Silty SAND		0.0		17
					0.0		
18				Wet at 17.5 feet below ground surface	0.0		18
					0.0		
19					0.0		19
					0.0		
20					0.0	48	20

NOTES: bgs = Below Ground Surface, msl = Mean Sea Level, NA = Not Applicable, NE = Not Encountered, NS = Not Surveyed, PID = Photoionization Detector, DTR = Due To Refusal

Boring No. SB-5 Terminated at a Depth of: 20.0 Feet Below Ground Surface

Soil Sample: SB - 5 collected from 4.5 fbgs to 5.0 fbgs at 09:25

RECORD OF SUBSURFACE EXPLORATION

WHITESTONE

Boring No.: SB-6

Project:	Existing McDonald's Restaurant #31-0482	**WAI Project No.:**	EJ2218788.001
Location:	700 Broadway, Brooklyn, Kings County, New York	**Client:**	McDonald's USA, LLC

Surface Elevation:	± NS feet above msl	**Date Started:**	March 14, 2022		**Water Depths (feet bgs)**	**Water Elevations (feet msl)**	
Termination Depth:	20.0 feet bgs	**Date Completed:**	March 14, 2022				
Drilling Method:	Geoprobe	**Logged By:**	E. Venice	**While Drilling:**	16.5	NS	▽
Test Method:	Macro-Core	**Contractor:**	High Rock Environmental	**At Completion:**	16.5	NS	▽
		Machine:	AMS 9500 VTR	**24 Hours:**	NA	NS	▼

DEPTH (feet)	USCS	Color	Soil Description	Notes	PID READINGS (ppm)	RECOVERY (inches)	DEPTH (feet)
0							0
	PAVEMENT	Black	ASPHALT with Gravel Subbase	Four Inches	0.0		
1	FILL	Dark Grayish-Brown	Poorly Graded SAND with Silt and Gravel	Dry, Brick, Asphalt, Concrete	0.0		1
					0.0		
2					0.0		2
					0.0		
3					0.0		3
					0.0		
4					0.0		4
					0.0		
5					0.0	47	5
	SP-SM	Brown	Silty SAND with Gravel	Dry	0.0		
6					0.0		6
					0.0		
7					0.0		7
					0.0		
8					0.0		8
					0.0		
9					0.0		9
					0.0		
10					0.0	53	10
					0.0		
11					0.0		11
					0.0		
12					0.0		12
					0.0		
13					0.0		13
					0.0		
14					0.0		14
					0.0		
15					0.0	50	15
					0.0		
16	SC-SM	Brown	Silty CLAY with Sand	Dry, Clay Layer	0.0		16
					0.0		
▽▼ 17				Wet at 16.5 feet below ground surface	0.0		17
					0.0		
18	SP-SM	Brown	Silty SAND		0.0		18
					0.0		
19					0.0		19
					0.0		
20					0.0	49	20

NOTES: bgs = Below Ground Surface, msl = Mean Sea Level, NA = Not Applicable, NE = Not Encountered, NS = Not Surveyed, PID = Photoionization Detector, DTR = Due To Refusal

Boring No. SB-6 Terminated at a Depth of: 20.0 Feet Below Ground Surface

Soil Sample: SB - 6 collected from 4.0 fbgs to 4.5 fbgs at 09:50

WHITESTONE

APPENDIX B
Laboratory Analytical Results

Hampton-Clarke
Analytical & Field Services

175 US Highway 46, STE D · Fairfield, NJ 07004-2327
2 Madison Road, Fairfield, NJ 07004-2327
800-426-9992 · 973-244-9770
FAX: 973-244-9787
WWW.HCVLAB.COM

Project: EJ2218788.001

Client PO: EJ2218788.001

Report To: Whitestone Associates
30 Independence Boulevard
Suite 250
Warren, NJ 07059
Attn: Mike Marsicano

Received Date: 3/14/2022

Report Date: 4/6/2022

Deliverables: NYDOH-R

Lab ID: AD29415

Lab Project No: 2031407

This report is a true report of results obtained from our tests of this material. The report relates only to those samples received and analyzed by the laboratory. All results meet the requirements of the NELAC Institute standards. Laboratory reports may not be reproduced, except in full, without the written approval of the laboratory.

In lieu of a formal contract document, the total aggregate liability of Hampton-Clarke to all parties shall not exceed Hampton-Clarke's total fee for analytical services rendered.

Sean Berls - Quality Assurance Officer OR **Jean Revolus - Laboratory Director**

NJ	(07071)	NY	(ELAP11408)	CT	(PH-0671)
PA	(68-00463)	KY	(90124)		

Table of Contents - 2031407

Sample Summary 1

Case Narrative 2

Executive Summary 3

Report of Analysis 7

Reporting Definitions / Data Qualifiers 32

Laboratory Chronicles 33

Chain of Custody Forms 36

- Chain of Custody
- Condition Upon Receipt Forms
- Preservation Documentation Forms (If Applicable)
- Internal Chain Of Custody Records

Volatile Data 41

- Form 1 Sample and Blank Results
- Form 2 Surrogate Recovery
- Form 3 Spike Recovery
- Form 4 Method Blank Summary
- Form 5 Tune Summary & BFB Spectra
- Form 6,7 Calibration & RT Summary
- Form 8 Internal Standard Area Summary

Base Neutral/Acid Extractable Data 135

- Form 1 Sample and Blank Results
- Form 2 Surrogate Recovery
- Form 3 Spike Recovery
- Form 4 Method Blank Summary
- Form 5 Tune Summary & DFTPP Spectra
- Form 6,7 Calibration & RT Summary
- Form 8 Internal Standard Area Summary

PCB Data 217

- Form 1 Sample and Blank Results
- Form 2 Surrogate Recovery
- Form 3 Spike Recovery
- Form 4 Method Blank Summary
- Form 5 Run Logs & RT Shift Summary
- Form 6, 7 Calibration Summary

Metal Data **240**

Form 1 Sample Results

Form 2 Calibration Summary

Form 3 Blank Summary

Form 4 ICP Interference Check Sample Summary

Form 5/7 Spike / LCS Recovery Data

Form 6/9 Duplicate / Serial Dilution Sample Data

Wet Chemistry Data **288**

Form 1 Sample Results

Inorganic Spreadsheet / QC Summary

Sample Summary

Client: Whitestone Associates

Project: EJ2218788.001

HC Project #: 2031407

Lab#	SampleID	Matrix	Collection Date	Receipt Date
AD29415-001	SB-1	Soil/Encore	3/14/2022	3/14/2022
AD29415-002	SB-2	Soil/Encore	3/14/2022	3/14/2022
AD29415-003	SB-3	Soil/Encore	3/14/2022	3/14/2022
AD29415-004	SB-4	Soil/Encore	3/14/2022	3/14/2022
AD29415-005	SB-5	Soil	3/14/2022	3/14/2022
AD29415-006	SB-6	Soil	3/14/2022	3/14/2022
AD29415-007	TW-1	Aqueous	3/14/2022	3/14/2022
AD29415-008	TW-2	Aqueous	3/14/2022	3/14/2022
AD29415-009	TW-3	Aqueous	3/14/2022	3/14/2022

HC Case Narrative

Client: Whitestone Associates
Project: EJ2218788.001

HC Project: 2031407

This case narrative is in the form of an exception report. Method specific and/or QA/QC anomalies related to this report only are detailed below.

Volatile Organic Analysis:

The Method Blank Spike for batches 99685, 99694 had recoveries outside QC limits. Please refer to the applicable Form 3 for the recoveries. Please refer to Form 4 to see which samples are associated with the Method Blank Spike.

The spiking compounds were diluted out of the Matrix Spike and Matrix Spike Duplicate for batch 99685. Please refer to the applicable Form 3 for the recoveries.

The MS/MSD RPD for batch 99685 had recoveries outside QC limits. Please refer to the applicable Form 3 for the recoveries.

The MS/MSD RPD, Matrix Spike and/or Matrix Spike Duplicate for batches 99689, 99694 had recoveries outside QC limits. Please refer to the applicable Form 3 for the recoveries.

2-Chloroethylvinylether did not recover in the Matrix Spike and/or Matrix Spike Duplicate in batch 99694 due to acid preservation of sample. 2-Chloroethylvinylether readily decomposes under acidic conditions. The recovery of 2-Chloroethylvinylether is within QC limits in the Laboratory Control Sample. Please refer to the applicable Form 3 for the recoveries.

Base Neutral/Acid Extractable Analysis:

The MS/MSD RPD, Matrix Spike and/or Matrix Spike Duplicate for batch 99128 had recoveries outside QC limits. Please refer to the applicable Form 3 for the recoveries.

PCB Analysis:

Data conforms to method requirements.

Metals Analysis:

The Post Spike, Matrix Spike and/or Matrix Spike Duplicate for batches 97939, 97940 had recoveries outside QC limits. Please refer to the applicable Form 5/7 for the recoveries.

The RPD between the QC sample and the Method Replicate had recoveries outside QC limits in batches 97939, 97940. Please refer to the applicable Form 6/9 for the recoveries.

The MS/MSD RPD had recoveries outside QC limits in batch 97939. Please refer to the applicable Form 6/9 for the recoveries.

The serial dilution for batch 97939 is outside QC limits for one or more analytes. Please refer to the applicable Form 6/9 for the recoveries.

Sample AD29415-001 was reported at a dilution for Ba, Ca, Pb due to concentrations over linear range.

Wet Chemistry Analysis:

Data conforms to method requirements.

Sean Berls Quality Assurance Officer	Or	Jean Revolus Laboratory Director	4/6/22 Date

HC Executive Summary

Client: Whitestone Associates **HC Project #:** 2031407

Project: EJ2218788.001

Lab#: AD29415-001 **Sample ID: SB-1**

Analyte	Units	RL	Result	Analytical Method
Aluminum	mg/kg	240	2700	EPA 6010D
Barium	mg/kg	120	2900	EPA 6010D
Calcium	mg/kg	12000	78000	EPA 6010D
Chromium	mg/kg	5.9	11	EPA 6010D
Copper	mg/kg	5.9	58	EPA 6010D
Iron	mg/kg	240	16000	EPA 6010D
Lead	mg/kg	59	2700	EPA 6010D
Magnesium	mg/kg	590	2100	EPA 6010D
Manganese	mg/kg	12	290	EPA 6010D
Nickel	mg/kg	5.9	6.3	EPA 6010D
Zinc	mg/kg	12	970	EPA 6010D
Antimony	mg/kg	0.94	2.3	EPA 6020B
Arsenic	mg/kg	0.24	9.7	EPA 6020B
Cadmium	mg/kg	0.47	2.3	EPA 6020B
Potassium	mg/kg	120	380	EPA 6020B
Sodium	mg/kg	120	290	EPA 6020B
Vanadium	mg/kg	0.24	20	EPA 6020B
Mercury	mg/kg	0.098	2.4	EPA 7471B
1,1'-Biphenyl	mg/kg	0.39	0.80	EPA 8270E
1-Methylnaphthalene	mg/kg	0.39	3.9	EPA 8270E
2-Methylnaphthalene	mg/kg	0.39	5.2	EPA 8270E
Acenaphthene	mg/kg	0.39	5.5	EPA 8270E
Acenaphthylene	mg/kg	0.39	0.46	EPA 8270E
Anthracene	mg/kg	0.39	6.9	EPA 8270E
Benzo[a]anthracene	mg/kg	0.39	12	EPA 8270E
Benzo[a]pyrene	mg/kg	0.39	9.3	EPA 8270E
Benzo[b]fluoranthene	mg/kg	0.39	11	EPA 8270E
Benzo[g,h,i]perylene	mg/kg	0.39	4.8	EPA 8270E
Benzo[k]fluoranthene	mg/kg	0.39	4.2	EPA 8270E
Carbazole	mg/kg	0.39	2.6	EPA 8270E
Chrysene	mg/kg	0.39	14	EPA 8270E
Dibenzo[a,h]anthracene	mg/kg	0.39	1.3	EPA 8270E
Dibenzofuran	mg/kg	0.099	2.8	EPA 8270E
Fluoranthene	mg/kg	0.39	25	EPA 8270E
Fluorene	mg/kg	0.39	5.8	EPA 8270E
Indeno[1,2,3-cd]pyrene	mg/kg	0.39	4.1	EPA 8270E
Naphthalene	mg/kg	0.11	8.6	EPA 8270E
Phenanthrene	mg/kg	0.39	37	EPA 8270E
Pyrene	mg/kg	0.39	29	EPA 8270E

HC Executive Summary

Client: Whitestone Associates **HC Project #:** 2031407

Project: EJ2218788.001

Lab#: AD29415-002 **Sample ID: SB-2**

Analyte	Units	RL	Result	Analytical Method
Aluminum	mg/kg	220	4600	EPA 6010D
Barium	mg/kg	11	190	EPA 6010D
Calcium	mg/kg	1100	39000	EPA 6010D
Chromium	mg/kg	5.4	17	EPA 6010D
Cobalt	mg/kg	2.7	4.1	EPA 6010D
Copper	mg/kg	5.4	41	EPA 6010D
Iron	mg/kg	220	11000	EPA 6010D
Lead	mg/kg	5.4	710	EPA 6010D
Magnesium	mg/kg	540	1900	EPA 6010D
Manganese	mg/kg	11	240	EPA 6010D
Nickel	mg/kg	5.4	11	EPA 6010D
Zinc	mg/kg	11	190	EPA 6010D
Arsenic	mg/kg	0.22	8.3	EPA 6020B
Beryllium	mg/kg	0.22	0.63	EPA 6020B
Cadmium	mg/kg	0.43	1.0	EPA 6020B
Potassium	mg/kg	110	790	EPA 6020B
Silver	mg/kg	0.22	0.22	EPA 6020B
Sodium	mg/kg	110	300	EPA 6020B
Vanadium	mg/kg	0.22	29	EPA 6020B
Mercury	mg/kg	0.090	0.74	EPA 7471B
Anthracene	mg/kg	1.4	1.6	EPA 8270E
Benzo[a]anthracene	mg/kg	1.4	6.6	EPA 8270E
Benzo[a]pyrene	mg/kg	1.4	7.6	EPA 8270E
Benzo[b]fluoranthene	mg/kg	1.4	11	EPA 8270E
Benzo[g,h,i]perylene	mg/kg	1.4	4.5	EPA 8270E
Benzo[k]fluoranthene	mg/kg	1.4	4.2	EPA 8270E
Chrysene	mg/kg	1.4	9.2	EPA 8270E
Fluoranthene	mg/kg	1.4	22	EPA 8270E
Indeno[1,2,3-cd]pyrene	mg/kg	1.4	4.1	EPA 8270E
Phenanthrene	mg/kg	1.4	6.7	EPA 8270E
Pyrene	mg/kg	1.4	22	EPA 8270E

Lab#: AD29415-003 **Sample ID: SB-3**

Analyte	Units	RL	Result	Analytical Method
Tetrachloroethene	mg/kg	0.0026	0.0076	EPA 8260D

HC Executive Summary

Client: Whitestone Associates **HC Project #:** 2031407

Project: EJ2218788.001

Lab#: AD29415-005 **Sample ID: SB-5**

Analyte	Units	RL	Result	Analytical Method
Aluminum	mg/kg	220	3600	EPA 6010D
Barium	mg/kg	11	270	EPA 6010D
Calcium	mg/kg	1100	44000	EPA 6010D
Chromium	mg/kg	5.6	12	EPA 6010D
Cobalt	mg/kg	2.8	3.0	EPA 6010D
Copper	mg/kg	5.6	30	EPA 6010D
Iron	mg/kg	220	14000	EPA 6010D
Lead	mg/kg	5.6	1000	EPA 6010D
Magnesium	mg/kg	560	7400	EPA 6010D
Manganese	mg/kg	11	210	EPA 6010D
Nickel	mg/kg	5.6	7.1	EPA 6010D
Zinc	mg/kg	11	240	EPA 6010D
Arsenic	mg/kg	0.22	5.3	EPA 6020B
Potassium	mg/kg	110	530	EPA 6020B
Sodium	mg/kg	110	480	EPA 6020B
Vanadium	mg/kg	0.22	21	EPA 6020B
Mercury	mg/kg	0.094	0.32	EPA 7471B
Acenaphthene	mg/kg	0.37	0.52	EPA 8270E
Acenaphthylene	mg/kg	0.37	0.46	EPA 8270E
Anthracene	mg/kg	0.37	1.3	EPA 8270E
Benzo[a]anthracene	mg/kg	0.37	4.9	EPA 8270E
Benzo[a]pyrene	mg/kg	0.37	4.3	EPA 8270E
Benzo[b]fluoranthene	mg/kg	0.37	6.6	EPA 8270E
Benzo[g,h,i]perylene	mg/kg	0.37	2.3	EPA 8270E
Benzo[k]fluoranthene	mg/kg	0.37	1.6	EPA 8270E
Carbazole	mg/kg	0.37	0.65	EPA 8270E
Chrysene	mg/kg	0.37	5.3	EPA 8270E
Dibenzo[a,h]anthracene	mg/kg	0.37	0.65	EPA 8270E
Dibenzofuran	mg/kg	0.095	0.23	EPA 8270E
Fluoranthene	mg/kg	0.37	11	EPA 8270E
Fluorene	mg/kg	0.37	0.47	EPA 8270E
Indeno[1,2,3-cd]pyrene	mg/kg	0.37	2.1	EPA 8270E
Naphthalene	mg/kg	0.11	0.15	EPA 8270E
Phenanthrene	mg/kg	0.37	5.7	EPA 8270E
Pyrene	mg/kg	0.37	11	EPA 8270E

HC Executive Summary

Client: Whitestone Associates **HC Project #:** 2031407

Project: EJ2218788.001

Lab#: AD29415-006 **Sample ID: SB-6**

Analyte	Units	RL	Result	Analytical Method
Aluminum	mg/kg	240	5500	EPA 6010D
Barium	mg/kg	12	490	EPA 6010D
Calcium	mg/kg	1200	7000	EPA 6010D
Chromium	mg/kg	5.9	58	EPA 6010D
Cobalt	mg/kg	2.9	5.8	EPA 6010D
Copper	mg/kg	5.9	370	EPA 6010D
Iron	mg/kg	240	19000	EPA 6010D
Lead	mg/kg	5.9	980	EPA 6010D
Magnesium	mg/kg	590	3300	EPA 6010D
Manganese	mg/kg	12	290	EPA 6010D
Nickel	mg/kg	5.9	21	EPA 6010D
Zinc	mg/kg	12	1200	EPA 6010D
Arsenic	mg/kg	0.24	10	EPA 6020B
Beryllium	mg/kg	0.24	0.41	EPA 6020B
Cadmium	mg/kg	0.47	1.8	EPA 6020B
Potassium	mg/kg	120	700	EPA 6020B
Silver	mg/kg	0.24	0.59	EPA 6020B
Sodium	mg/kg	120	320	EPA 6020B
Vanadium	mg/kg	0.24	31	EPA 6020B
Mercury	mg/kg	0.098	2.4	EPA 7471B
1-Methylnaphthalene	mg/kg	0.12	0.14	EPA 8270E
2-Methylnaphthalene	mg/kg	0.12	0.14	EPA 8270E
Acenaphthene	mg/kg	0.12	0.40	EPA 8270E
Acenaphthylene	mg/kg	0.12	0.14	EPA 8270E
Anthracene	mg/kg	0.12	1.0	EPA 8270E
Benzo[a]anthracene	mg/kg	0.12	3.1	EPA 8270E
Benzo[a]pyrene	mg/kg	0.12	2.9	EPA 8270E
Benzo[b]fluoranthene	mg/kg	0.12	4.3	EPA 8270E
Benzo[g,h,i]perylene	mg/kg	0.12	1.6	EPA 8270E
Benzo[k]fluoranthene	mg/kg	0.12	1.6	EPA 8270E
bis(2-Ethylhexyl)phthalate	mg/kg	0.12	0.42	EPA 8270E
Carbazole	mg/kg	0.12	0.57	EPA 8270E
Chrysene	mg/kg	0.12	3.5	EPA 8270E
Dibenzo[a,h]anthracene	mg/kg	0.12	0.44	EPA 8270E
Dibenzofuran	mg/kg	0.030	0.28	EPA 8270E
Fluoranthene	mg/kg	0.12	6.9	EPA 8270E
Fluorene	mg/kg	0.12	0.38	EPA 8270E
Indeno[1,2,3-cd]pyrene	mg/kg	0.12	1.6	EPA 8270E
Naphthalene	mg/kg	0.034	0.31	EPA 8270E
Phenanthrene	mg/kg	0.12	5.3	EPA 8270E
Pyrene	mg/kg	0.12	6.4	EPA 8270E

HC Report of Analysis

Client: Whitestone Associates
Project: EJ2218788.001

HC Project #: 2031407

Sample ID: SB-1
Lab#: AD29415-001
Matrix: Soil/Encore

Collection Date: 3/14/2022
Receipt Date: 3/14/2022

% Solids SM2540G

Analyte	DF	Units	RL	Result
% Solids	**1**	**percent**		**85**

Mercury (Soil/Waste) 7471B

Analyte	DF	Units	RL	Result
Mercury	**1**	**mg/kg**	**0.098**	**2.4**

PCB 8082

Analyte	DF	Units	RL	Result
Aroclor (Total)	1	mg/kg	0.029	ND
Aroclor-1016	1	mg/kg	0.029	ND
Aroclor-1221	1	mg/kg	0.029	ND
Aroclor-1232	1	mg/kg	0.029	ND
Aroclor-1242	1	mg/kg	0.029	ND
Aroclor-1248	1	mg/kg	0.029	ND
Aroclor-1254	1	mg/kg	0.029	ND
Aroclor-1260	1	mg/kg	0.029	ND
Aroclor-1262	1	mg/kg	0.029	ND
Aroclor-1268	1	mg/kg	0.029	ND

Semivolatile Organics (no search) 8270

Analyte	DF	Units	RL	Result
1,1'-Biphenyl	**10**	**mg/kg**	**0.39**	**0.80**
1,2,4,5-Tetrachlorobenzene	10	mg/kg	0.39	ND
1-Methylnaphthalene	**10**	**mg/kg**	**0.39**	**3.9**
2,3,4,6-Tetrachlorophenol	10	mg/kg	0.39	ND
2,4,5-Trichlorophenol	10	mg/kg	0.39	ND
2,4,6-Trichlorophenol	10	mg/kg	0.39	ND
2,4-Dichlorophenol	10	mg/kg	0.15	ND
2,4-Dimethylphenol	10	mg/kg	0.19	ND
2,4-Dinitrophenol	10	mg/kg	2.0	ND
2,4-Dinitrotoluene	10	mg/kg	0.39	ND
2,6-Dinitrotoluene	10	mg/kg	0.39	ND
2-Chloronaphthalene	10	mg/kg	0.39	ND
2-Chlorophenol	10	mg/kg	0.39	ND
2-Methylnaphthalene	**10**	**mg/kg**	**0.39**	**5.2**
2-Methylphenol	10	mg/kg	0.11	ND
2-Nitroaniline	10	mg/kg	0.39	ND
2-Nitrophenol	10	mg/kg	0.39	ND
3&4-Methylphenol	10	mg/kg	0.11	ND
3,3'-Dichlorobenzidine	10	mg/kg	0.39	ND
3-Nitroaniline	10	mg/kg	0.39	ND
4,6-Dinitro-2-methylphenol	10	mg/kg	2.0	ND
4-Bromophenyl-phenylether	10	mg/kg	0.39	ND
4-Chloro-3-methylphenol	10	mg/kg	0.39	ND
4-Chloroaniline	10	mg/kg	0.17	ND
4-Chlorophenyl-phenylether	10	mg/kg	0.39	ND
4-Nitroaniline	10	mg/kg	0.39	ND
4-Nitrophenol	10	mg/kg	0.39	ND

Sample ID:	**SB-1**	**Collection Date:**	**3/14/2022**
Lab#:	**AD29415-001**	**Receipt Date:**	**3/14/2022**
Matrix:	**Soil/Encore**		

Acenaphthene	**10**	**mg/kg**	**0.39**	**5.5**
Acenaphthylene	**10**	**mg/kg**	**0.39**	**0.46**
Acetophenone	10	mg/kg	0.39	ND
Anthracene	**10**	**mg/kg**	**0.39**	**6.9**
Atrazine	10	mg/kg	0.39	ND
Benzaldehyde	10	mg/kg	4.3	ND
Benzo[a]anthracene	**10**	**mg/kg**	**0.39**	**12**
Benzo[a]pyrene	**10**	**mg/kg**	**0.39**	**9.3**
Benzo[b]fluoranthene	**10**	**mg/kg**	**0.39**	**11**
Benzo[g,h,i]perylene	**10**	**mg/kg**	**0.39**	**4.8**
Benzo[k]fluoranthene	**10**	**mg/kg**	**0.39**	**4.2**
bis(2-Chloroethoxy)methane	10	mg/kg	0.39	ND
bis(2-Chloroethyl)ether	10	mg/kg	0.098	ND
bis(2-Chloroisopropyl)ether	10	mg/kg	0.39	ND
bis(2-Ethylhexyl)phthalate	10	mg/kg	0.39	ND
Butylbenzylphthalate	10	mg/kg	0.39	ND
Caprolactam	10	mg/kg	0.39	ND
Carbazole	**10**	**mg/kg**	**0.39**	**2.6**
Chrysene	**10**	**mg/kg**	**0.39**	**14**
Dibenzo[a,h]anthracene	**10**	**mg/kg**	**0.39**	**1.3**
Dibenzofuran	**10**	**mg/kg**	**0.099**	**2.8**
Diethylphthalate	10	mg/kg	0.39	ND
Dimethylphthalate	10	mg/kg	0.39	ND
Di-n-butylphthalate	10	mg/kg	0.45	ND
Di-n-octylphthalate	10	mg/kg	0.39	ND
Fluoranthene	**10**	**mg/kg**	**0.39**	**25**
Fluorene	**10**	**mg/kg**	**0.39**	**5.8**
Hexachlorobenzene	10	mg/kg	0.39	ND
Hexachlorobutadiene	10	mg/kg	0.39	ND
Hexachlorocyclopentadiene	10	mg/kg	1.3	ND
Hexachloroethane	10	mg/kg	0.39	ND
Indeno[1,2,3-cd]pyrene	**10**	**mg/kg**	**0.39**	**4.1**
Isophorone	10	mg/kg	0.39	ND
Naphthalene	**10**	**mg/kg**	**0.11**	**8.6**
Nitrobenzene	10	mg/kg	0.39	ND
N-Nitroso-di-n-propylamine	10	mg/kg	0.15	ND
N-Nitrosodiphenylamine	10	mg/kg	1.3	ND
Pentachlorophenol	10	mg/kg	2.0	ND
Phenanthrene	**10**	**mg/kg**	**0.39**	**37**
Phenol	10	mg/kg	0.39	ND
Pyrene	**10**	**mg/kg**	**0.39**	**29**

TAL Metals 6010D

Analyte	DF	Units	RL	Result
Aluminum	**1**	**mg/kg**	**240**	**2700**
Barium	**10**	**mg/kg**	**120**	**2900**
Calcium	**10**	**mg/kg**	**12000**	**78000**
Chromium	**1**	**mg/kg**	**5.9**	**11**
Cobalt	1	mg/kg	2.9	ND
Copper	**1**	**mg/kg**	**5.9**	**58**
Iron	**1**	**mg/kg**	**240**	**16000**
Lead	**10**	**mg/kg**	**59**	**2700**
Magnesium	**1**	**mg/kg**	**590**	**2100**
Manganese	**1**	**mg/kg**	**12**	**290**
Nickel	**1**	**mg/kg**	**5.9**	**6.3**
Zinc	**1**	**mg/kg**	**12**	**970**

Sample ID: SB-1
Lab#: AD29415-001
Matrix: Soil/Encore

Collection Date: 3/14/2022
Receipt Date: 3/14/2022

TAL Metals 6020B

Analyte	DF	Units	RL	Result
Antimony	**1**	**mg/kg**	**0.94**	**2.3**
Arsenic	**1**	**mg/kg**	**0.24**	**9.7**
Beryllium	1	mg/kg	0.24	ND
Cadmium	**1**	**mg/kg**	**0.47**	**2.3**
Potassium	**1**	**mg/kg**	**120**	**380**
Selenium	1	mg/kg	2.4	ND
Silver	1	mg/kg	0.24	ND
Sodium	**1**	**mg/kg**	**120**	**290**
Thallium	1	mg/kg	0.47	ND
Vanadium	**1**	**mg/kg**	**0.24**	**20**

Volatile Organics (no search) 8260

Analyte	DF	Units	RL	Result
1,1,1-Trichloroethane	1.11	mg/kg	0.0026	ND
1,1,2,2-Tetrachloroethane	1.11	mg/kg	0.0026	ND
1,1,2-Trichloro-1,2,2-trifluoroethane	1.11	mg/kg	0.0026	ND
1,1,2-Trichloroethane	1.11	mg/kg	0.0026	ND
1,1-Dichloroethane	1.11	mg/kg	0.0026	ND
1,1-Dichloroethene	1.11	mg/kg	0.0026	ND
1,2,3-Trichlorobenzene	1.11	mg/kg	0.0026	ND
1,2,4-Trichlorobenzene	1.11	mg/kg	0.0026	ND
1,2,4-Trimethylbenzene	1.11	mg/kg	0.0013	ND
1,2-Dibromo-3-chloropropane	1.11	mg/kg	0.0026	ND
1,2-Dibromoethane	1.11	mg/kg	0.0013	ND
1,2-Dichlorobenzene	1.11	mg/kg	0.0026	ND
1,2-Dichloroethane	1.11	mg/kg	0.0013	ND
1,2-Dichloropropane	1.11	mg/kg	0.0026	ND
1,3,5-Trimethylbenzene	1.11	mg/kg	0.0013	ND
1,3-Dichlorobenzene	1.11	mg/kg	0.0026	ND
1,4-Dichlorobenzene	1.11	mg/kg	0.0026	ND
1,4-Dioxane	1.11	mg/kg	0.13	ND
2-Butanone	1.11	mg/kg	0.0026	ND
2-Hexanone	1.11	mg/kg	0.0026	ND
4-Methyl-2-pentanone	1.11	mg/kg	0.0026	ND
Acetone	1.11	mg/kg	0.013	ND
Benzene	1.11	mg/kg	0.0013	ND
Bromochloromethane	1.11	mg/kg	0.0026	ND
Bromodichloromethane	1.11	mg/kg	0.0026	ND
Bromoform	1.11	mg/kg	0.0026	ND
Bromomethane	1.11	mg/kg	0.0026	ND
Carbon disulfide	1.11	mg/kg	0.0044	ND
Carbon tetrachloride	1.11	mg/kg	0.0026	ND
Chlorobenzene	1.11	mg/kg	0.0026	ND
Chloroethane	1.11	mg/kg	0.0026	ND
Chloroform	1.11	mg/kg	0.0026	ND
Chloromethane	1.11	mg/kg	0.0026	ND
cis-1,2-Dichloroethene	1.11	mg/kg	0.0026	ND
cis-1,3-Dichloropropene	1.11	mg/kg	0.0026	ND
Cyclohexane	1.11	mg/kg	0.0026	ND
Dibromochloromethane	1.11	mg/kg	0.0026	ND
Dichlorodifluoromethane	1.11	mg/kg	0.0026	ND
Ethylbenzene	1.11	mg/kg	0.0013	ND
Isopropylbenzene	1.11	mg/kg	0.0013	ND
m&p-Xylenes	1.11	mg/kg	0.0016	ND

Sample ID: SB-1 **Collection Date:** 3/14/2022
Lab#: AD29415-001 **Receipt Date:** 3/14/2022
Matrix: Soil/Encore

Methyl Acetate	1.11	mg/kg	0.0026	ND
Methylcyclohexane	1.11	mg/kg	0.0026	ND
Methylene chloride	1.11	mg/kg	0.0026	ND
Methyl-t-butyl ether	1.11	mg/kg	0.0013	ND
o-Xylene	1.11	mg/kg	0.0013	ND
Styrene	1.11	mg/kg	0.0026	ND
Tetrachloroethene	1.11	mg/kg	0.0026	ND
Toluene	1.11	mg/kg	0.0013	ND
trans-1,2-Dichloroethene	1.11	mg/kg	0.0026	ND
trans-1,3-Dichloropropene	1.11	mg/kg	0.0026	ND
Trichloroethene	1.11	mg/kg	0.0026	ND
Trichlorofluoromethane	1.11	mg/kg	0.0026	ND
Vinyl chloride	1.11	mg/kg	0.0026	ND
Xylenes (Total)	1.11	mg/kg	0.0013	ND

Sample ID: SB-2
Lab#: AD29415-002
Matrix: Soil/Encore

Collection Date: 3/14/2022
Receipt Date: 3/14/2022

% Solids SM2540G

Analyte	DF	Units	RL	Result
% Solids	1	percent		93

Mercury (Soil/Waste) 7471B

Analyte	DF	Units	RL	Result
Mercury	1	mg/kg	0.090	0.74

Semivolatile Organics (no search) 8270

Analyte	DF	Units	RL	Result
1,1'-Biphenyl	20	mg/kg	1.4	ND
1,2,4,5-Tetrachlorobenzene	20	mg/kg	1.4	ND
1-Methylnaphthalene	20	mg/kg	1.4	ND
2,3,4,6-Tetrachlorophenol	20	mg/kg	1.4	ND
2,4,5-Trichlorophenol	20	mg/kg	1.4	ND
2,4,6-Trichlorophenol	20	mg/kg	1.4	ND
2,4-Dichlorophenol	20	mg/kg	0.54	ND
2,4-Dimethylphenol	20	mg/kg	0.70	ND
2,4-Dinitrophenol	20	mg/kg	7.2	ND
2,4-Dinitrotoluene	20	mg/kg	1.4	ND
2,6-Dinitrotoluene	20	mg/kg	1.4	ND
2-Chloronaphthalene	20	mg/kg	1.4	ND
2-Chlorophenol	20	mg/kg	1.4	ND
2-Methylnaphthalene	20	mg/kg	1.4	ND
2-Methylphenol	20	mg/kg	0.41	ND
2-Nitroaniline	20	mg/kg	1.4	ND
2-Nitrophenol	20	mg/kg	1.4	ND
3&4-Methylphenol	20	mg/kg	0.42	ND
3,3'-Dichlorobenzidine	20	mg/kg	1.4	ND
3-Nitroaniline	20	mg/kg	1.4	ND
4,6-Dinitro-2-methylphenol	20	mg/kg	7.2	ND
4-Bromophenyl-phenylether	20	mg/kg	1.4	ND
4-Chloro-3-methylphenol	20	mg/kg	1.4	ND
4-Chloroaniline	20	mg/kg	0.63	ND
4-Chlorophenyl-phenylether	20	mg/kg	1.4	ND
4-Nitroaniline	20	mg/kg	1.4	ND
4-Nitrophenol	20	mg/kg	1.4	ND
Acenaphthene	20	mg/kg	1.4	ND
Acenaphthylene	20	mg/kg	1.4	ND
Acetophenone	20	mg/kg	1.4	ND
Anthracene	**20**	**mg/kg**	**1.4**	**1.6**
Atrazine	20	mg/kg	1.4	ND
Benzaldehyde	20	mg/kg	16	ND
Benzo[a]anthracene	**20**	**mg/kg**	**1.4**	**6.6**
Benzo[a]pyrene	**20**	**mg/kg**	**1.4**	**7.6**
Benzo[b]fluoranthene	**20**	**mg/kg**	**1.4**	**11**
Benzo[g,h,i]perylene	**20**	**mg/kg**	**1.4**	**4.5**
Benzo[k]fluoranthene	**20**	**mg/kg**	**1.4**	**4.2**
bis(2-Chloroethoxy)methane	20	mg/kg	1.4	ND
bis(2-Chloroethyl)ether	20	mg/kg	0.36	ND
bis(2-Chloroisopropyl)ether	20	mg/kg	1.4	ND
bis(2-Ethylhexyl)phthalate	20	mg/kg	1.4	ND
Butylbenzylphthalate	20	mg/kg	1.4	ND
Caprolactam	20	mg/kg	1.4	ND
Carbazole	20	mg/kg	1.4	ND
Chrysene	**20**	**mg/kg**	**1.4**	**9.2**

Sample ID: SB-2 **Collection Date:** 3/14/2022
Lab#: AD29415-002 **Receipt Date:** 3/14/2022
Matrix: Soil/Encore

Dibenzo[a,h]anthracene	20	mg/kg	1.4	ND
Dibenzofuran	20	mg/kg	0.36	ND
Diethylphthalate	20	mg/kg	1.4	ND
Dimethylphthalate	20	mg/kg	1.4	ND
Di-n-butylphthalate	20	mg/kg	1.6	ND
Di-n-octylphthalate	20	mg/kg	1.4	ND
Fluoranthene	**20**	**mg/kg**	**1.4**	**22**
Fluorene	20	mg/kg	1.4	ND
Hexachlorobenzene	20	mg/kg	1.4	ND
Hexachlorobutadiene	20	mg/kg	1.4	ND
Hexachlorocyclopentadiene	20	mg/kg	4.7	ND
Hexachloroethane	20	mg/kg	1.4	ND
Indeno[1,2,3-cd]pyrene	**20**	**mg/kg**	**1.4**	**4.1**
Isophorone	20	mg/kg	1.4	ND
Naphthalene	20	mg/kg	0.41	ND
Nitrobenzene	20	mg/kg	1.4	ND
N-Nitroso-di-n-propylamine	20	mg/kg	0.54	ND
N-Nitrosodiphenylamine	20	mg/kg	4.9	ND
Pentachlorophenol	20	mg/kg	7.2	ND
Phenanthrene	**20**	**mg/kg**	**1.4**	**6.7**
Phenol	20	mg/kg	1.4	ND
Pyrene	**20**	**mg/kg**	**1.4**	**22**

TAL Metals 6010D

Analyte	DF	Units	RL	Result
Aluminum	**1**	**mg/kg**	**220**	**4600**
Barium	**1**	**mg/kg**	**11**	**190**
Calcium	**1**	**mg/kg**	**1100**	**39000**
Chromium	**1**	**mg/kg**	**5.4**	**17**
Cobalt	**1**	**mg/kg**	**2.7**	**4.1**
Copper	**1**	**mg/kg**	**5.4**	**41**
Iron	**1**	**mg/kg**	**220**	**11000**
Lead	**1**	**mg/kg**	**5.4**	**710**
Magnesium	**1**	**mg/kg**	**540**	**1900**
Manganese	**1**	**mg/kg**	**11**	**240**
Nickel	**1**	**mg/kg**	**5.4**	**11**
Zinc	**1**	**mg/kg**	**11**	**190**

TAL Metals 6020B

Analyte	DF	Units	RL	Result
Antimony	1	mg/kg	0.86	ND
Arsenic	**1**	**mg/kg**	**0.22**	**8.3**
Beryllium	**1**	**mg/kg**	**0.22**	**0.63**
Cadmium	**1**	**mg/kg**	**0.43**	**1.0**
Potassium	**1**	**mg/kg**	**110**	**790**
Selenium	1	mg/kg	2.2	ND
Silver	**1**	**mg/kg**	**0.22**	**0.22**
Sodium	**1**	**mg/kg**	**110**	**300**
Thallium	1	mg/kg	0.43	ND
Vanadium	**1**	**mg/kg**	**0.22**	**29**

Volatile Organics (no search) 8260

Analyte	DF	Units	RL	Result
1,1,1-Trichloroethane	0.973	mg/kg	0.0021	ND
1,1,2,2-Tetrachloroethane	0.973	mg/kg	0.0021	ND
1,1,2-Trichloro-1,2,2-trifluoroethane	0.973	mg/kg	0.0021	ND
1,1,2-Trichloroethane	0.973	mg/kg	0.0021	ND

Sample ID: SB-2 **Collection Date:** 3/14/2022
Lab#: AD29415-002 **Receipt Date:** 3/14/2022
Matrix: Soil/Encore

1,1-Dichloroethane	0.973	mg/kg	0.0021	ND
1,1-Dichloroethene	0.973	mg/kg	0.0021	ND
1,2,3-Trichlorobenzene	0.973	mg/kg	0.0021	ND
1,2,4-Trichlorobenzene	0.973	mg/kg	0.0021	ND
1,2,4-Trimethylbenzene	0.973	mg/kg	0.0010	ND
1,2-Dibromo-3-chloropropane	0.973	mg/kg	0.0021	ND
1,2-Dibromoethane	0.973	mg/kg	0.0010	ND
1,2-Dichlorobenzene	0.973	mg/kg	0.0021	ND
1,2-Dichloroethane	0.973	mg/kg	0.0010	ND
1,2-Dichloropropane	0.973	mg/kg	0.0021	ND
1,3,5-Trimethylbenzene	0.973	mg/kg	0.0010	ND
1,3-Dichlorobenzene	0.973	mg/kg	0.0021	ND
1,4-Dichlorobenzene	0.973	mg/kg	0.0021	ND
1,4-Dioxane	0.973	mg/kg	0.10	ND
2-Butanone	0.973	mg/kg	0.0021	ND
2-Hexanone	0.973	mg/kg	0.0021	ND
4-Methyl-2-pentanone	0.973	mg/kg	0.0021	ND
Acetone	0.973	mg/kg	0.010	ND
Benzene	0.973	mg/kg	0.0010	ND
Bromochloromethane	0.973	mg/kg	0.0021	ND
Bromodichloromethane	0.973	mg/kg	0.0021	ND
Bromoform	0.973	mg/kg	0.0021	ND
Bromomethane	0.973	mg/kg	0.0021	ND
Carbon disulfide	0.973	mg/kg	0.0036	ND
Carbon tetrachloride	0.973	mg/kg	0.0021	ND
Chlorobenzene	0.973	mg/kg	0.0021	ND
Chloroethane	0.973	mg/kg	0.0021	ND
Chloroform	0.973	mg/kg	0.0021	ND
Chloromethane	0.973	mg/kg	0.0021	ND
cis-1,2-Dichloroethene	0.973	mg/kg	0.0021	ND
cis-1,3-Dichloropropene	0.973	mg/kg	0.0021	ND
Cyclohexane	0.973	mg/kg	0.0021	ND
Dibromochloromethane	0.973	mg/kg	0.0021	ND
Dichlorodifluoromethane	0.973	mg/kg	0.0021	ND
Ethylbenzene	0.973	mg/kg	0.0010	ND
Isopropylbenzene	0.973	mg/kg	0.0010	ND
m&p-Xylenes	0.973	mg/kg	0.0013	ND
Methyl Acetate	0.973	mg/kg	0.0021	ND
Methylcyclohexane	0.973	mg/kg	0.0021	ND
Methylene chloride	0.973	mg/kg	0.0021	ND
Methyl-t-butyl ether	0.973	mg/kg	0.0010	ND
o-Xylene	0.973	mg/kg	0.0010	ND
Styrene	0.973	mg/kg	0.0021	ND
Tetrachloroethene	0.973	mg/kg	0.0021	ND
Toluene	0.973	mg/kg	0.0010	ND
trans-1,2-Dichloroethene	0.973	mg/kg	0.0021	ND
trans-1,3-Dichloropropene	0.973	mg/kg	0.0021	ND
Trichloroethene	0.973	mg/kg	0.0021	ND
Trichlorofluoromethane	0.973	mg/kg	0.0021	ND
Vinyl chloride	0.973	mg/kg	0.0021	ND
Xylenes (Total)	0.973	mg/kg	0.0010	ND

Sample ID: SB-3
Lab#: AD29415-003
Matrix: Soil/Encore

Collection Date: 3/14/2022
Receipt Date: 3/14/2022

% Solids SM2540G

Analyte	DF	Units	RL	Result
% Solids	1	percent		93

Volatile Organics (no search) 8260

Analyte	DF	Units	RL	Result
1,1,1-Trichloroethane	1.19	mg/kg	0.0026	ND
1,1,2,2-Tetrachloroethane	1.19	mg/kg	0.0026	ND
1,1,2-Trichloro-1,2,2-trifluoroethane	1.19	mg/kg	0.0026	ND
1,1,2-Trichloroethane	1.19	mg/kg	0.0026	ND
1,1-Dichloroethane	1.19	mg/kg	0.0026	ND
1,1-Dichloroethene	1.19	mg/kg	0.0026	ND
1,2,3-Trichlorobenzene	1.19	mg/kg	0.0026	ND
1,2,4-Trichlorobenzene	1.19	mg/kg	0.0026	ND
1,2,4-Trimethylbenzene	1.19	mg/kg	0.0013	ND
1,2-Dibromo-3-chloropropane	1.19	mg/kg	0.0026	ND
1,2-Dibromoethane	1.19	mg/kg	0.0013	ND
1,2-Dichlorobenzene	1.19	mg/kg	0.0026	ND
1,2-Dichloroethane	1.19	mg/kg	0.0013	ND
1,2-Dichloropropane	1.19	mg/kg	0.0026	ND
1,3,5-Trimethylbenzene	1.19	mg/kg	0.0013	ND
1,3-Dichlorobenzene	1.19	mg/kg	0.0026	ND
1,4-Dichlorobenzene	1.19	mg/kg	0.0026	ND
1,4-Dioxane	1.19	mg/kg	0.13	ND
2-Butanone	1.19	mg/kg	0.0026	ND
2-Hexanone	1.19	mg/kg	0.0026	ND
4-Methyl-2-pentanone	1.19	mg/kg	0.0026	ND
Acetone	1.19	mg/kg	0.013	ND
Benzene	1.19	mg/kg	0.0013	ND
Bromochloromethane	1.19	mg/kg	0.0026	ND
Bromodichloromethane	1.19	mg/kg	0.0026	ND
Bromoform	1.19	mg/kg	0.0026	ND
Bromomethane	1.19	mg/kg	0.0026	ND
Carbon disulfide	1.19	mg/kg	0.0043	ND
Carbon tetrachloride	1.19	mg/kg	0.0026	ND
Chlorobenzene	1.19	mg/kg	0.0026	ND
Chloroethane	1.19	mg/kg	0.0026	ND
Chloroform	1.19	mg/kg	0.0026	ND
Chloromethane	1.19	mg/kg	0.0026	ND
cis-1,2-Dichloroethene	1.19	mg/kg	0.0026	ND
cis-1,3-Dichloropropene	1.19	mg/kg	0.0026	ND
Cyclohexane	1.19	mg/kg	0.0026	ND
Dibromochloromethane	1.19	mg/kg	0.0026	ND
Dichlorodifluoromethane	1.19	mg/kg	0.0026	ND
Ethylbenzene	1.19	mg/kg	0.0013	ND
Isopropylbenzene	1.19	mg/kg	0.0013	ND
m&p-Xylenes	1.19	mg/kg	0.0015	ND
Methyl Acetate	1.19	mg/kg	0.0026	ND
Methylcyclohexane	1.19	mg/kg	0.0026	ND
Methylene chloride	1.19	mg/kg	0.0026	ND
Methyl-t-butyl ether	1.19	mg/kg	0.0013	ND
o-Xylene	1.19	mg/kg	0.0013	ND
Styrene	1.19	mg/kg	0.0026	ND
Tetrachloroethene	**1.19**	**mg/kg**	**0.0026**	**0.0076**
Toluene	1.19	mg/kg	0.0013	ND
trans-1,2-Dichloroethene	1.19	mg/kg	0.0026	ND

Sample ID: SB-3 **Collection Date:** 3/14/2022
Lab#: AD29415-003 **Receipt Date:** 3/14/2022
Matrix: Soil/Encore

trans-1,3-Dichloropropene	1.19	mg/kg	0.0026	ND
Trichloroethene	1.19	mg/kg	0.0026	ND
Trichlorofluoromethane	1.19	mg/kg	0.0026	ND
Vinyl chloride	1.19	mg/kg	0.0026	ND
Xylenes (Total)	1.19	mg/kg	0.0013	ND

Sample ID: SB-4
Lab#: AD29415-004
Matrix: Soil/Encore

Collection Date: 3/14/2022
Receipt Date: 3/14/2022

% Solids SM2540G

Analyte	DF	Units	RL	Result
% Solids	1	percent		90

Volatile Organics (no search) 8260

Analyte	DF	Units	RL	Result
1,1,1-Trichloroethane	0.865	mg/kg	0.0019	ND
1,1,2,2-Tetrachloroethane	0.865	mg/kg	0.0019	ND
1,1,2-Trichloro-1,2,2-trifluoroethane	0.865	mg/kg	0.0019	ND
1,1,2-Trichloroethane	0.865	mg/kg	0.0019	ND
1,1-Dichloroethane	0.865	mg/kg	0.0019	ND
1,1-Dichloroethene	0.865	mg/kg	0.0019	ND
1,2,3-Trichlorobenzene	0.865	mg/kg	0.0019	ND
1,2,4-Trichlorobenzene	0.865	mg/kg	0.0019	ND
1,2,4-Trimethylbenzene	0.865	mg/kg	0.00096	ND
1,2-Dibromo-3-chloropropane	0.865	mg/kg	0.0019	ND
1,2-Dibromoethane	0.865	mg/kg	0.00096	ND
1,2-Dichlorobenzene	0.865	mg/kg	0.0019	ND
1,2-Dichloroethane	0.865	mg/kg	0.00096	ND
1,2-Dichloropropane	0.865	mg/kg	0.0019	ND
1,3,5-Trimethylbenzene	0.865	mg/kg	0.00096	ND
1,3-Dichlorobenzene	0.865	mg/kg	0.0019	ND
1,4-Dichlorobenzene	0.865	mg/kg	0.0019	ND
1,4-Dioxane	0.865	mg/kg	0.096	ND
2-Butanone	0.865	mg/kg	0.0019	ND
2-Hexanone	0.865	mg/kg	0.0019	ND
4-Methyl-2-pentanone	0.865	mg/kg	0.0019	ND
Acetone	0.865	mg/kg	0.0096	ND
Benzene	0.865	mg/kg	0.00096	ND
Bromochloromethane	0.865	mg/kg	0.0019	ND
Bromodichloromethane	0.865	mg/kg	0.0019	ND
Bromoform	0.865	mg/kg	0.0019	ND
Bromomethane	0.865	mg/kg	0.0019	ND
Carbon disulfide	0.865	mg/kg	0.0033	ND
Carbon tetrachloride	0.865	mg/kg	0.0019	ND
Chlorobenzene	0.865	mg/kg	0.0019	ND
Chloroethane	0.865	mg/kg	0.0019	ND
Chloroform	0.865	mg/kg	0.0019	ND
Chloromethane	0.865	mg/kg	0.0019	ND
cis-1,2-Dichloroethene	0.865	mg/kg	0.0019	ND
cis-1,3-Dichloropropene	0.865	mg/kg	0.0019	ND
Cyclohexane	0.865	mg/kg	0.0019	ND
Dibromochloromethane	0.865	mg/kg	0.0019	ND
Dichlorodifluoromethane	0.865	mg/kg	0.0019	ND
Ethylbenzene	0.865	mg/kg	0.00096	ND
Isopropylbenzene	0.865	mg/kg	0.00096	ND
m&p-Xylenes	0.865	mg/kg	0.0012	ND
Methyl Acetate	0.865	mg/kg	0.0019	ND
Methylcyclohexane	0.865	mg/kg	0.0019	ND
Methylene chloride	0.865	mg/kg	0.0019	ND
Methyl-t-butyl ether	0.865	mg/kg	0.00096	ND
o-Xylene	0.865	mg/kg	0.00096	ND
Styrene	0.865	mg/kg	0.0019	ND
Tetrachloroethene	0.865	mg/kg	0.0019	ND
Toluene	0.865	mg/kg	0.00096	ND
trans-1,2-Dichloroethene	0.865	mg/kg	0.0019	ND

Sample ID: SB-4
Lab#: AD29415-004
Matrix: Soil/Encore

Collection Date: 3/14/2022
Receipt Date: 3/14/2022

trans-1,3-Dichloropropene	0.865	mg/kg	0.0019	ND
Trichloroethene	0.865	mg/kg	0.0019	ND
Trichlorofluoromethane	0.865	mg/kg	0.0019	ND
Vinyl chloride	0.865	mg/kg	0.0019	ND
Xylenes (Total)	0.865	mg/kg	0.00096	ND

Sample ID: SB-5
Lab#: AD29415-005
Matrix: Soil

Collection Date: 3/14/2022
Receipt Date: 3/14/2022

% Solids SM2540G

Analyte	DF	Units	RL	Result
% Solids	1	percent		89

Mercury (Soil/Waste) 7471B

Analyte	DF	Units	RL	Result
Mercury	**1**	**mg/kg**	**0.094**	**0.32**

Semivolatile Organics (no search) 8270

Analyte	DF	Units	RL	Result
1,1'-Biphenyl	10	mg/kg	0.37	ND
1,2,4,5-Tetrachlorobenzene	10	mg/kg	0.37	ND
1-Methylnaphthalene	10	mg/kg	0.37	ND
2,3,4,6-Tetrachlorophenol	10	mg/kg	0.37	ND
2,4,5-Trichlorophenol	10	mg/kg	0.37	ND
2,4,6-Trichlorophenol	10	mg/kg	0.37	ND
2,4-Dichlorophenol	10	mg/kg	0.14	ND
2,4-Dimethylphenol	10	mg/kg	0.18	ND
2,4-Dinitrophenol	10	mg/kg	1.9	ND
2,4-Dinitrotoluene	10	mg/kg	0.37	ND
2,6-Dinitrotoluene	10	mg/kg	0.37	ND
2-Chloronaphthalene	10	mg/kg	0.37	ND
2-Chlorophenol	10	mg/kg	0.37	ND
2-Methylnaphthalene	10	mg/kg	0.37	ND
2-Methylphenol	10	mg/kg	0.11	ND
2-Nitroaniline	10	mg/kg	0.37	ND
2-Nitrophenol	10	mg/kg	0.37	ND
3&4-Methylphenol	10	mg/kg	0.11	ND
3,3'-Dichlorobenzidine	10	mg/kg	0.37	ND
3-Nitroaniline	10	mg/kg	0.37	ND
4,6-Dinitro-2-methylphenol	10	mg/kg	1.9	ND
4-Bromophenyl-phenylether	10	mg/kg	0.37	ND
4-Chloro-3-methylphenol	10	mg/kg	0.37	ND
4-Chloroaniline	10	mg/kg	0.16	ND
4-Chlorophenyl-phenylether	10	mg/kg	0.37	ND
4-Nitroaniline	10	mg/kg	0.37	ND
4-Nitrophenol	10	mg/kg	0.37	ND
Acenaphthene	**10**	**mg/kg**	**0.37**	**0.52**
Acenaphthylene	**10**	**mg/kg**	**0.37**	**0.46**
Acetophenone	10	mg/kg	0.37	ND
Anthracene	**10**	**mg/kg**	**0.37**	**1.3**
Atrazine	10	mg/kg	0.37	ND
Benzaldehyde	10	mg/kg	4.1	ND
Benzo[a]anthracene	**10**	**mg/kg**	**0.37**	**4.9**
Benzo[a]pyrene	**10**	**mg/kg**	**0.37**	**4.3**
Benzo[b]fluoranthene	**10**	**mg/kg**	**0.37**	**6.6**
Benzo[g,h,i]perylene	**10**	**mg/kg**	**0.37**	**2.3**
Benzo[k]fluoranthene	**10**	**mg/kg**	**0.37**	**1.6**
bis(2-Chloroethoxy)methane	10	mg/kg	0.37	ND
bis(2-Chloroethyl)ether	10	mg/kg	0.094	ND
bis(2-Chloroisopropyl)ether	10	mg/kg	0.37	ND
bis(2-Ethylhexyl)phthalate	10	mg/kg	0.37	ND
Butylbenzylphthalate	10	mg/kg	0.37	ND
Caprolactam	10	mg/kg	0.37	ND
Carbazole	**10**	**mg/kg**	**0.37**	**0.65**
Chrysene	**10**	**mg/kg**	**0.37**	**5.3**

Sample ID:	**SB-5**	**Collection Date:**	**3/14/2022**
Lab#:	**AD29415-005**	**Receipt Date:**	**3/14/2022**
Matrix:	**Soil**		

Dibenzo[a,h]anthracene	**10**	**mg/kg**	**0.37**	**0.65**
Dibenzofuran	**10**	**mg/kg**	**0.095**	**0.23**
Diethylphthalate	10	mg/kg	0.37	ND
Dimethylphthalate	10	mg/kg	0.37	ND
Di-n-butylphthalate	10	mg/kg	0.43	ND
Di-n-octylphthalate	10	mg/kg	0.37	ND
Fluoranthene	**10**	**mg/kg**	**0.37**	**11**
Fluorene	**10**	**mg/kg**	**0.37**	**0.47**
Hexachlorobenzene	10	mg/kg	0.37	ND
Hexachlorobutadiene	10	mg/kg	0.37	ND
Hexachlorocyclopentadiene	10	mg/kg	1.2	ND
Hexachloroethane	10	mg/kg	0.37	ND
Indeno[1,2,3-cd]pyrene	**10**	**mg/kg**	**0.37**	**2.1**
Isophorone	10	mg/kg	0.37	ND
Naphthalene	**10**	**mg/kg**	**0.11**	**0.15**
Nitrobenzene	10	mg/kg	0.37	ND
N-Nitroso-di-n-propylamine	10	mg/kg	0.14	ND
N-Nitrosodiphenylamine	10	mg/kg	1.3	ND
Pentachlorophenol	10	mg/kg	1.9	ND
Phenanthrene	**10**	**mg/kg**	**0.37**	**5.7**
Phenol	10	mg/kg	0.37	ND
Pyrene	**10**	**mg/kg**	**0.37**	**11**

TAL Metals 6010D

Analyte	DF	Units	RL	Result
Aluminum	**1**	**mg/kg**	**220**	**3600**
Barium	**1**	**mg/kg**	**11**	**270**
Calcium	**1**	**mg/kg**	**1100**	**44000**
Chromium	**1**	**mg/kg**	**5.6**	**12**
Cobalt	**1**	**mg/kg**	**2.8**	**3.0**
Copper	**1**	**mg/kg**	**5.6**	**30**
Iron	**1**	**mg/kg**	**220**	**14000**
Lead	**1**	**mg/kg**	**5.6**	**1000**
Magnesium	**1**	**mg/kg**	**560**	**7400**
Manganese	**1**	**mg/kg**	**11**	**210**
Nickel	**1**	**mg/kg**	**5.6**	**7.1**
Zinc	**1**	**mg/kg**	**11**	**240**

TAL Metals 6020B

Analyte	DF	Units	RL	Result
Antimony	1	mg/kg	0.90	ND
Arsenic	**1**	**mg/kg**	**0.22**	**5.3**
Beryllium	1	mg/kg	0.22	ND
Cadmium	1	mg/kg	0.45	ND
Potassium	**1**	**mg/kg**	**110**	**530**
Selenium	1	mg/kg	2.2	ND
Silver	1	mg/kg	0.22	ND
Sodium	**1**	**mg/kg**	**110**	**480**
Thallium	1	mg/kg	0.45	ND
Vanadium	**1**	**mg/kg**	**0.22**	**21**

Sample ID: SB-6
Lab#: AD29415-006
Matrix: Soil

Collection Date: 3/14/2022
Receipt Date: 3/14/2022

% Solids SM2540G

Analyte	DF	Units	RL	Result
% Solids	1	percent		85

Mercury (Soil/Waste) 7471B

Analyte	DF	Units	RL	Result
Mercury	**1**	**mg/kg**	**0.098**	**2.4**

PCB 8082

Analyte	DF	Units	RL	Result
Aroclor (Total)	1	mg/kg	0.029	ND
Aroclor-1016	1	mg/kg	0.029	ND
Aroclor-1221	1	mg/kg	0.029	ND
Aroclor-1232	1	mg/kg	0.029	ND
Aroclor-1242	1	mg/kg	0.029	ND
Aroclor-1248	1	mg/kg	0.029	ND
Aroclor-1254	1	mg/kg	0.029	ND
Aroclor-1260	1	mg/kg	0.029	ND
Aroclor-1262	1	mg/kg	0.029	ND
Aroclor-1268	1	mg/kg	0.029	ND

Semivolatile Organics (no search) 8270

Analyte	DF	Units	RL	Result
1,1'-Biphenyl	3	mg/kg	0.12	ND
1,2,4,5-Tetrachlorobenzene	3	mg/kg	0.12	ND
1-Methylnaphthalene	**3**	**mg/kg**	**0.12**	**0.14**
2,3,4,6-Tetrachlorophenol	3	mg/kg	0.12	ND
2,4,5-Trichlorophenol	3	mg/kg	0.12	ND
2,4,6-Trichlorophenol	3	mg/kg	0.12	ND
2,4-Dichlorophenol	3	mg/kg	0.044	ND
2,4-Dimethylphenol	3	mg/kg	0.057	ND
2,4-Dinitrophenol	3	mg/kg	0.59	ND
2,4-Dinitrotoluene	3	mg/kg	0.12	ND
2,6-Dinitrotoluene	3	mg/kg	0.12	ND
2-Chloronaphthalene	3	mg/kg	0.12	ND
2-Chlorophenol	3	mg/kg	0.12	ND
2-Methylnaphthalene	**3**	**mg/kg**	**0.12**	**0.14**
2-Methylphenol	3	mg/kg	0.034	ND
2-Nitroaniline	3	mg/kg	0.12	ND
2-Nitrophenol	3	mg/kg	0.12	ND
3&4-Methylphenol	3	mg/kg	0.034	ND
3,3'-Dichlorobenzidine	3	mg/kg	0.12	ND
3-Nitroaniline	3	mg/kg	0.12	ND
4,6-Dinitro-2-methylphenol	3	mg/kg	0.59	ND
4-Bromophenyl-phenylether	3	mg/kg	0.12	ND
4-Chloro-3-methylphenol	3	mg/kg	0.12	ND
4-Chloroaniline	3	mg/kg	0.052	ND
4-Chlorophenyl-phenylether	3	mg/kg	0.12	ND
4-Nitroaniline	3	mg/kg	0.12	ND
4-Nitrophenol	3	mg/kg	0.12	ND
Acenaphthene	**3**	**mg/kg**	**0.12**	**0.40**
Acenaphthylene	**3**	**mg/kg**	**0.12**	**0.14**
Acetophenone	3	mg/kg	0.12	ND
Anthracene	**3**	**mg/kg**	**0.12**	**1.0**
Atrazine	3	mg/kg	0.12	ND
Benzaldehyde	3	mg/kg	1.3	ND
Benzo[a]anthracene	**3**	**mg/kg**	**0.12**	**3.1**

Sample ID:	**SB-6**	**Collection Date:**	**3/14/2022**
Lab#:	**AD29415-006**	**Receipt Date:**	**3/14/2022**
Matrix:	**Soil**		

Benzo[a]pyrene	**3**	**mg/kg**	**0.12**	**2.9**
Benzo[b]fluoranthene	**3**	**mg/kg**	**0.12**	**4.3**
Benzo[g,h,i]perylene	**3**	**mg/kg**	**0.12**	**1.6**
Benzo[k]fluoranthene	**3**	**mg/kg**	**0.12**	**1.6**
bis(2-Chloroethoxy)methane	3	mg/kg	0.12	ND
bis(2-Chloroethyl)ether	3	mg/kg	0.029	ND
bis(2-Chloroisopropyl)ether	3	mg/kg	0.12	ND
bis(2-Ethylhexyl)phthalate	**3**	**mg/kg**	**0.12**	**0.42**
Butylbenzylphthalate	3	mg/kg	0.12	ND
Caprolactam	3	mg/kg	0.12	ND
Carbazole	**3**	**mg/kg**	**0.12**	**0.57**
Chrysene	**3**	**mg/kg**	**0.12**	**3.5**
Dibenzo[a,h]anthracene	**3**	**mg/kg**	**0.12**	**0.44**
Dibenzofuran	**3**	**mg/kg**	**0.030**	**0.28**
Diethylphthalate	3	mg/kg	0.12	ND
Dimethylphthalate	3	mg/kg	0.12	ND
Di-n-butylphthalate	3	mg/kg	0.13	ND
Di-n-octylphthalate	3	mg/kg	0.12	ND
Fluoranthene	**3**	**mg/kg**	**0.12**	**6.9**
Fluorene	**3**	**mg/kg**	**0.12**	**0.38**
Hexachlorobenzene	3	mg/kg	0.12	ND
Hexachlorobutadiene	3	mg/kg	0.12	ND
Hexachlorocyclopentadiene	3	mg/kg	0.38	ND
Hexachloroethane	3	mg/kg	0.12	ND
Indeno[1,2,3-cd]pyrene	**3**	**mg/kg**	**0.12**	**1.6**
Isophorone	3	mg/kg	0.12	ND
Naphthalene	**3**	**mg/kg**	**0.034**	**0.31**
Nitrobenzene	3	mg/kg	0.12	ND
N-Nitroso-di-n-propylamine	3	mg/kg	0.044	ND
N-Nitrosodiphenylamine	3	mg/kg	0.40	ND
Pentachlorophenol	3	mg/kg	0.59	ND
Phenanthrene	**3**	**mg/kg**	**0.12**	**5.3**
Phenol	3	mg/kg	0.12	ND
Pyrene	**3**	**mg/kg**	**0.12**	**6.4**

TAL Metals 6010D

Analyte	DF	Units	RL	Result
Aluminum	**1**	**mg/kg**	**240**	**5500**
Barium	**1**	**mg/kg**	**12**	**490**
Calcium	**1**	**mg/kg**	**1200**	**7000**
Chromium	**1**	**mg/kg**	**5.9**	**58**
Cobalt	**1**	**mg/kg**	**2.9**	**5.8**
Copper	**1**	**mg/kg**	**5.9**	**370**
Iron	**1**	**mg/kg**	**240**	**19000**
Lead	**1**	**mg/kg**	**5.9**	**980**
Magnesium	**1**	**mg/kg**	**590**	**3300**
Manganese	**1**	**mg/kg**	**12**	**290**
Nickel	**1**	**mg/kg**	**5.9**	**21**
Zinc	**1**	**mg/kg**	**12**	**1200**

TAL Metals 6020B

Analyte	DF	Units	RL	Result
Antimony	1	mg/kg	0.94	ND
Arsenic	**1**	**mg/kg**	**0.24**	**10**
Beryllium	**1**	**mg/kg**	**0.24**	**0.41**
Cadmium	**1**	**mg/kg**	**0.47**	**1.8**
Potassium	**1**	**mg/kg**	**120**	**700**

Sample ID:	**SB-6**	**Collection Date:**	**3/14/2022**
Lab#:	**AD29415-006**	**Receipt Date:**	**3/14/2022**
Matrix:	**Soil**		

Selenium	1	mg/kg	2.4	ND
Silver	**1**	**mg/kg**	**0.24**	**0.59**
Sodium	**1**	**mg/kg**	**120**	**320**
Thallium	1	mg/kg	0.47	ND
Vanadium	**1**	**mg/kg**	**0.24**	**31**

Sample ID: TW-1
Lab#: AD29415-007
Matrix: Aqueous

Collection Date: 3/14/2022
Receipt Date: 3/14/2022

Semivolatile Organics (no search) 8270

Analyte	DF	Units	RL	Result
1,1'-Biphenyl	1	ug/l	2.0	ND
1,2,4,5-Tetrachlorobenzene	1	ug/l	2.0	ND
1-Methylnaphthalene	1	ug/l	2.0	ND
2,3,4,6-Tetrachlorophenol	1	ug/l	2.0	ND
2,4,5-Trichlorophenol	1	ug/l	2.0	ND
2,4,6-Trichlorophenol	1	ug/l	2.0	ND
2,4-Dichlorophenol	1	ug/l	0.50	ND
2,4-Dimethylphenol	1	ug/l	0.55	ND
2,4-Dinitrophenol	1	ug/l	9.8	ND
2,4-Dinitrotoluene	1	ug/l	2.0	ND
2,6-Dinitrotoluene	1	ug/l	2.0	ND
2-Chloronaphthalene	1	ug/l	2.0	ND
2-Chlorophenol	1	ug/l	2.0	ND
2-Methylnaphthalene	1	ug/l	2.0	ND
2-Methylphenol	1	ug/l	0.50	ND
2-Nitroaniline	1	ug/l	2.0	ND
2-Nitrophenol	1	ug/l	2.0	ND
3&4-Methylphenol	1	ug/l	0.50	ND
3,3'-Dichlorobenzidine	1	ug/l	2.0	ND
3-Nitroaniline	1	ug/l	2.0	ND
4,6-Dinitro-2-methylphenol	1	ug/l	8.1	ND
4-Bromophenyl-phenylether	1	ug/l	2.0	ND
4-Chloro-3-methylphenol	1	ug/l	2.0	ND
4-Chloroaniline	1	ug/l	0.50	ND
4-Chlorophenyl-phenylether	1	ug/l	2.0	ND
4-Nitroaniline	1	ug/l	2.0	ND
4-Nitrophenol	1	ug/l	2.0	ND
Acenaphthene	1	ug/l	2.0	ND
Acenaphthylene	1	ug/l	2.0	ND
Acetophenone	1	ug/l	2.0	ND
Anthracene	1	ug/l	2.0	ND
Atrazine	1	ug/l	2.0	ND
Benzaldehyde	1	ug/l	2.0	ND
Benzo[a]anthracene	1	ug/l	2.0	ND
Benzo[a]pyrene	1	ug/l	2.0	ND
Benzo[b]fluoranthene	1	ug/l	2.0	ND
Benzo[g,h,i]perylene	1	ug/l	2.0	ND
Benzo[k]fluoranthene	1	ug/l	2.0	ND
bis(2-Chloroethoxy)methane	1	ug/l	2.0	ND
bis(2-Chloroethyl)ether	1	ug/l	0.50	ND
bis(2-Chloroisopropyl)ether	1	ug/l	2.0	ND
bis(2-Ethylhexyl)phthalate	1	ug/l	2.0	ND
Butylbenzylphthalate	1	ug/l	2.0	ND
Caprolactam	1	ug/l	2.0	ND
Carbazole	1	ug/l	2.0	ND
Chrysene	1	ug/l	2.0	ND
Dibenzo[a,h]anthracene	1	ug/l	2.0	ND
Dibenzofuran	1	ug/l	0.68	ND
Diethylphthalate	1	ug/l	2.0	ND
Dimethylphthalate	1	ug/l	2.0	ND
Di-n-butylphthalate	1	ug/l	1.1	ND
Di-n-octylphthalate	1	ug/l	2.0	ND
Fluoranthene	1	ug/l	2.0	ND
Fluorene	1	ug/l	2.0	ND

Sample ID: TW-1 **Collection Date:** 3/14/2022
Lab#: AD29415-007 **Receipt Date:** 3/14/2022
Matrix: Aqueous

Hexachlorobenzene	1	ug/l	2.0	ND
Hexachlorobutadiene	1	ug/l	2.0	ND
Hexachlorocyclopentadiene	1	ug/l	2.0	ND
Hexachloroethane	1	ug/l	2.0	ND
Indeno[1,2,3-cd]pyrene	1	ug/l	2.0	ND
Isophorone	1	ug/l	2.0	ND
Naphthalene	1	ug/l	0.50	ND
Nitrobenzene	1	ug/l	2.0	ND
N-Nitroso-di-n-propylamine	1	ug/l	0.64	ND
N-Nitrosodiphenylamine	1	ug/l	2.0	ND
Pentachlorophenol	1	ug/l	7.6	ND
Phenanthrene	1	ug/l	2.0	ND
Phenol	1	ug/l	2.0	ND
Pyrene	1	ug/l	2.0	ND

Volatile Organics (no search) 8260

Analyte	DF	Units	RL	Result
1,1,1-Trichloroethane	1	ug/l	1.0	ND
1,1,2,2-Tetrachloroethane	1	ug/l	1.0	ND
1,1,2-Trichloro-1,2,2-trifluoroethane	1	ug/l	1.0	ND
1,1,2-Trichloroethane	1	ug/l	1.0	ND
1,1-Dichloroethane	1	ug/l	1.0	ND
1,1-Dichloroethene	1	ug/l	1.0	ND
1,2,3-Trichlorobenzene	1	ug/l	1.0	ND
1,2,4-Trichlorobenzene	1	ug/l	1.0	ND
1,2,4-Trimethylbenzene	1	ug/l	1.0	ND
1,2-Dibromo-3-chloropropane	1	ug/l	1.0	ND
1,2-Dibromoethane	1	ug/l	1.0	ND
1,2-Dichlorobenzene	1	ug/l	1.0	ND
1,2-Dichloroethane	1	ug/l	0.64	ND
1,2-Dichloropropane	1	ug/l	1.0	ND
1,3,5-Trimethylbenzene	1	ug/l	1.0	ND
1,3-Dichlorobenzene	1	ug/l	1.0	ND
1,4-Dichlorobenzene	1	ug/l	1.0	ND
1,4-Dioxane	1	ug/l	50	ND
2-Butanone	1	ug/l	1.0	ND
2-Hexanone	1	ug/l	1.0	ND
4-Methyl-2-pentanone	1	ug/l	1.0	ND
Acetone	1	ug/l	5.0	ND
Benzene	1	ug/l	0.50	ND
Bromochloromethane	1	ug/l	1.0	ND
Bromodichloromethane	1	ug/l	1.0	ND
Bromoform	1	ug/l	1.0	ND
Bromomethane	1	ug/l	1.0	ND
Carbon disulfide	1	ug/l	1.0	ND
Carbon tetrachloride	1	ug/l	1.0	ND
Chlorobenzene	1	ug/l	1.0	ND
Chloroethane	1	ug/l	1.0	ND
Chloroform	1	ug/l	2.0	ND
Chloromethane	1	ug/l	1.0	ND
cis-1,2-Dichloroethene	1	ug/l	1.0	ND
cis-1,3-Dichloropropene	1	ug/l	1.0	ND
Cyclohexane	1	ug/l	1.0	ND
Dibromochloromethane	1	ug/l	1.0	ND
Dichlorodifluoromethane	1	ug/l	1.0	ND
Ethylbenzene	1	ug/l	1.0	ND
Isopropylbenzene	1	ug/l	1.0	ND

Sample ID: TW-1 **Collection Date:** 3/14/2022
Lab#: AD29415-007 **Receipt Date:** 3/14/2022
Matrix: Aqueous

m&p-Xylenes	1	ug/l	1.0	ND
Methyl Acetate	1	ug/l	1.0	ND
Methylcyclohexane	1	ug/l	1.0	ND
Methylene chloride	1	ug/l	1.0	ND
Methyl-t-butyl ether	1	ug/l	0.50	ND
o-Xylene	1	ug/l	1.0	ND
Styrene	1	ug/l	1.0	ND
Tetrachloroethene	1	ug/l	1.0	ND
Toluene	1	ug/l	1.0	ND
trans-1,2-Dichloroethene	1	ug/l	1.0	ND
trans-1,3-Dichloropropene	1	ug/l	1.0	ND
Trichloroethene	1	ug/l	1.0	ND
Trichlorofluoromethane	1	ug/l	1.0	ND
Vinyl chloride	1	ug/l	1.0	ND
Xylenes (Total)	1	ug/l	1.0	ND

Sample ID: TW-2
Lab#: AD29415-008
Matrix: Aqueous

Collection Date: 3/14/2022
Receipt Date: 3/14/2022

Semivolatile Organics (no search) 8270

Analyte	DF	Units	RL	Result
1,1'-Biphenyl	1	ug/l	2.0	ND
1,2,4,5-Tetrachlorobenzene	1	ug/l	2.0	ND
1-Methylnaphthalene	1	ug/l	2.0	ND
2,3,4,6-Tetrachlorophenol	1	ug/l	2.0	ND
2,4,5-Trichlorophenol	1	ug/l	2.0	ND
2,4,6-Trichlorophenol	1	ug/l	2.0	ND
2,4-Dichlorophenol	1	ug/l	0.50	ND
2,4-Dimethylphenol	1	ug/l	0.55	ND
2,4-Dinitrophenol	1	ug/l	9.8	ND
2,4-Dinitrotoluene	1	ug/l	2.0	ND
2,6-Dinitrotoluene	1	ug/l	2.0	ND
2-Chloronaphthalene	1	ug/l	2.0	ND
2-Chlorophenol	1	ug/l	2.0	ND
2-Methylnaphthalene	1	ug/l	2.0	ND
2-Methylphenol	1	ug/l	0.50	ND
2-Nitroaniline	1	ug/l	2.0	ND
2-Nitrophenol	1	ug/l	2.0	ND
3&4-Methylphenol	1	ug/l	0.50	ND
3,3'-Dichlorobenzidine	1	ug/l	2.0	ND
3-Nitroaniline	1	ug/l	2.0	ND
4,6-Dinitro-2-methylphenol	1	ug/l	8.1	ND
4-Bromophenyl-phenylether	1	ug/l	2.0	ND
4-Chloro-3-methylphenol	1	ug/l	2.0	ND
4-Chloroaniline	1	ug/l	0.50	ND
4-Chlorophenyl-phenylether	1	ug/l	2.0	ND
4-Nitroaniline	1	ug/l	2.0	ND
4-Nitrophenol	1	ug/l	2.0	ND
Acenaphthene	1	ug/l	2.0	ND
Acenaphthylene	1	ug/l	2.0	ND
Acetophenone	1	ug/l	2.0	ND
Anthracene	1	ug/l	2.0	ND
Atrazine	1	ug/l	2.0	ND
Benzaldehyde	1	ug/l	2.0	ND
Benzo[a]anthracene	1	ug/l	2.0	ND
Benzo[a]pyrene	1	ug/l	2.0	ND
Benzo[b]fluoranthene	1	ug/l	2.0	ND
Benzo[g,h,i]perylene	1	ug/l	2.0	ND
Benzo[k]fluoranthene	1	ug/l	2.0	ND
bis(2-Chloroethoxy)methane	1	ug/l	2.0	ND
bis(2-Chloroethyl)ether	1	ug/l	0.50	ND
bis(2-Chloroisopropyl)ether	1	ug/l	2.0	ND
bis(2-Ethylhexyl)phthalate	1	ug/l	2.0	ND
Butylbenzylphthalate	1	ug/l	2.0	ND
Caprolactam	1	ug/l	2.0	ND
Carbazole	1	ug/l	2.0	ND
Chrysene	1	ug/l	2.0	ND
Dibenzo[a,h]anthracene	1	ug/l	2.0	ND
Dibenzofuran	1	ug/l	0.68	ND
Diethylphthalate	1	ug/l	2.0	ND
Dimethylphthalate	1	ug/l	2.0	ND
Di-n-butylphthalate	1	ug/l	1.1	ND
Di-n-octylphthalate	1	ug/l	2.0	ND
Fluoranthene	1	ug/l	2.0	ND
Fluorene	1	ug/l	2.0	ND

Sample ID: TW-2 **Collection Date:** 3/14/2022
Lab#: AD29415-008 **Receipt Date:** 3/14/2022
Matrix: Aqueous

Hexachlorobenzene	1	ug/l	2.0	ND
Hexachlorobutadiene	1	ug/l	2.0	ND
Hexachlorocyclopentadiene	1	ug/l	2.0	ND
Hexachloroethane	1	ug/l	2.0	ND
Indeno[1,2,3-cd]pyrene	1	ug/l	2.0	ND
Isophorone	1	ug/l	2.0	ND
Naphthalene	1	ug/l	0.50	ND
Nitrobenzene	1	ug/l	2.0	ND
N-Nitroso-di-n-propylamine	1	ug/l	0.64	ND
N-Nitrosodiphenylamine	1	ug/l	2.0	ND
Pentachlorophenol	1	ug/l	7.6	ND
Phenanthrene	1	ug/l	2.0	ND
Phenol	1	ug/l	2.0	ND
Pyrene	1	ug/l	2.0	ND

Volatile Organics (no search) 8260

Analyte	DF	Units	RL	Result
1,1,1-Trichloroethane	1	ug/l	1.0	ND
1,1,2,2-Tetrachloroethane	1	ug/l	1.0	ND
1,1,2-Trichloro-1,2,2-trifluoroethane	1	ug/l	1.0	ND
1,1,2-Trichloroethane	1	ug/l	1.0	ND
1,1-Dichloroethane	1	ug/l	1.0	ND
1,1-Dichloroethene	1	ug/l	1.0	ND
1,2,3-Trichlorobenzene	1	ug/l	1.0	ND
1,2,4-Trichlorobenzene	1	ug/l	1.0	ND
1,2,4-Trimethylbenzene	1	ug/l	1.0	ND
1,2-Dibromo-3-chloropropane	1	ug/l	1.0	ND
1,2-Dibromoethane	1	ug/l	1.0	ND
1,2-Dichlorobenzene	1	ug/l	1.0	ND
1,2-Dichloroethane	1	ug/l	0.64	ND
1,2-Dichloropropane	1	ug/l	1.0	ND
1,3,5-Trimethylbenzene	1	ug/l	1.0	ND
1,3-Dichlorobenzene	1	ug/l	1.0	ND
1,4-Dichlorobenzene	1	ug/l	1.0	ND
1,4-Dioxane	1	ug/l	50	ND
2-Butanone	1	ug/l	1.0	ND
2-Hexanone	1	ug/l	1.0	ND
4-Methyl-2-pentanone	1	ug/l	1.0	ND
Acetone	1	ug/l	5.0	ND
Benzene	1	ug/l	0.50	ND
Bromochloromethane	1	ug/l	1.0	ND
Bromodichloromethane	1	ug/l	1.0	ND
Bromoform	1	ug/l	1.0	ND
Bromomethane	1	ug/l	1.0	ND
Carbon disulfide	1	ug/l	1.0	ND
Carbon tetrachloride	1	ug/l	1.0	ND
Chlorobenzene	1	ug/l	1.0	ND
Chloroethane	1	ug/l	1.0	ND
Chloroform	1	ug/l	2.0	ND
Chloromethane	1	ug/l	1.0	ND
cis-1,2-Dichloroethene	1	ug/l	1.0	ND
cis-1,3-Dichloropropene	1	ug/l	1.0	ND
Cyclohexane	1	ug/l	1.0	ND
Dibromochloromethane	1	ug/l	1.0	ND
Dichlorodifluoromethane	1	ug/l	1.0	ND
Ethylbenzene	1	ug/l	1.0	ND
Isopropylbenzene	1	ug/l	1.0	ND

Sample ID: TW-2 **Collection Date:** 3/14/2022
Lab#: AD29415-008 **Receipt Date:** 3/14/2022
Matrix: Aqueous

m&p-Xylenes	1	ug/l	1.0	ND
Methyl Acetate	1	ug/l	1.0	ND
Methylcyclohexane	1	ug/l	1.0	ND
Methylene chloride	1	ug/l	1.0	ND
Methyl-t-butyl ether	1	ug/l	0.50	ND
o-Xylene	1	ug/l	1.0	ND
Styrene	1	ug/l	1.0	ND
Tetrachloroethene	1	ug/l	1.0	ND
Toluene	1	ug/l	1.0	ND
trans-1,2-Dichloroethene	1	ug/l	1.0	ND
trans-1,3-Dichloropropene	1	ug/l	1.0	ND
Trichloroethene	1	ug/l	1.0	ND
Trichlorofluoromethane	1	ug/l	1.0	ND
Vinyl chloride	1	ug/l	1.0	ND
Xylenes (Total)	1	ug/l	1.0	ND

Sample ID: TW-3
Lab#: AD29415-009
Matrix: Aqueous

Collection Date: 3/14/2022
Receipt Date: 3/14/2022

Semivolatile Organics (no search) 8270

Analyte	DF	Units	RL	Result
1,1'-Biphenyl	1	ug/l	2.0	ND
1,2,4,5-Tetrachlorobenzene	1	ug/l	2.0	ND
1-Methylnaphthalene	1	ug/l	2.0	ND
2,3,4,6-Tetrachlorophenol	1	ug/l	2.0	ND
2,4,5-Trichlorophenol	1	ug/l	2.0	ND
2,4,6-Trichlorophenol	1	ug/l	2.0	ND
2,4-Dichlorophenol	1	ug/l	0.50	ND
2,4-Dimethylphenol	1	ug/l	0.55	ND
2,4-Dinitrophenol	1	ug/l	9.8	ND
2,4-Dinitrotoluene	1	ug/l	2.0	ND
2,6-Dinitrotoluene	1	ug/l	2.0	ND
2-Chloronaphthalene	1	ug/l	2.0	ND
2-Chlorophenol	1	ug/l	2.0	ND
2-Methylnaphthalene	1	ug/l	2.0	ND
2-Methylphenol	1	ug/l	0.50	ND
2-Nitroaniline	1	ug/l	2.0	ND
2-Nitrophenol	1	ug/l	2.0	ND
3&4-Methylphenol	1	ug/l	0.50	ND
3,3'-Dichlorobenzidine	1	ug/l	2.0	ND
3-Nitroaniline	1	ug/l	2.0	ND
4,6-Dinitro-2-methylphenol	1	ug/l	8.1	ND
4-Bromophenyl-phenylether	1	ug/l	2.0	ND
4-Chloro-3-methylphenol	1	ug/l	2.0	ND
4-Chloroaniline	1	ug/l	0.50	ND
4-Chlorophenyl-phenylether	1	ug/l	2.0	ND
4-Nitroaniline	1	ug/l	2.0	ND
4-Nitrophenol	1	ug/l	2.0	ND
Acenaphthene	1	ug/l	2.0	ND
Acenaphthylene	1	ug/l	2.0	ND
Acetophenone	1	ug/l	2.0	ND
Anthracene	1	ug/l	2.0	ND
Atrazine	1	ug/l	2.0	ND
Benzaldehyde	1	ug/l	2.0	ND
Benzo[a]anthracene	1	ug/l	2.0	ND
Benzo[a]pyrene	1	ug/l	2.0	ND
Benzo[b]fluoranthene	1	ug/l	2.0	ND
Benzo[g,h,i]perylene	1	ug/l	2.0	ND
Benzo[k]fluoranthene	1	ug/l	2.0	ND
bis(2-Chloroethoxy)methane	1	ug/l	2.0	ND
bis(2-Chloroethyl)ether	1	ug/l	0.50	ND
bis(2-Chloroisopropyl)ether	1	ug/l	2.0	ND
bis(2-Ethylhexyl)phthalate	1	ug/l	2.0	ND
Butylbenzylphthalate	1	ug/l	2.0	ND
Caprolactam	1	ug/l	2.0	ND
Carbazole	1	ug/l	2.0	ND
Chrysene	1	ug/l	2.0	ND
Dibenzo[a,h]anthracene	1	ug/l	2.0	ND
Dibenzofuran	1	ug/l	0.68	ND
Diethylphthalate	1	ug/l	2.0	ND
Dimethylphthalate	1	ug/l	2.0	ND
Di-n-butylphthalate	1	ug/l	1.1	ND
Di-n-octylphthalate	1	ug/l	2.0	ND
Fluoranthene	1	ug/l	2.0	ND
Fluorene	1	ug/l	2.0	ND

Sample ID: TW-3 **Collection Date:** 3/14/2022
Lab#: AD29415-009 **Receipt Date:** 3/14/2022
Matrix: Aqueous

Hexachlorobenzene	1	ug/l	2.0	ND
Hexachlorobutadiene	1	ug/l	2.0	ND
Hexachlorocyclopentadiene	1	ug/l	2.0	ND
Hexachloroethane	1	ug/l	2.0	ND
Indeno[1,2,3-cd]pyrene	1	ug/l	2.0	ND
Isophorone	1	ug/l	2.0	ND
Naphthalene	1	ug/l	0.50	ND
Nitrobenzene	1	ug/l	2.0	ND
N-Nitroso-di-n-propylamine	1	ug/l	0.64	ND
N-Nitrosodiphenylamine	1	ug/l	2.0	ND
Pentachlorophenol	1	ug/l	7.6	ND
Phenanthrene	1	ug/l	2.0	ND
Phenol	1	ug/l	2.0	ND
Pyrene	1	ug/l	2.0	ND

Volatile Organics (no search) 8260

Analyte	DF	Units	RL	Result
1,1,1-Trichloroethane	1	ug/l	1.0	ND
1,1,2,2-Tetrachloroethane	1	ug/l	1.0	ND
1,1,2-Trichloro-1,2,2-trifluoroethane	1	ug/l	1.0	ND
1,1,2-Trichloroethane	1	ug/l	1.0	ND
1,1-Dichloroethane	1	ug/l	1.0	ND
1,1-Dichloroethene	1	ug/l	1.0	ND
1,2,3-Trichlorobenzene	1	ug/l	1.0	ND
1,2,4-Trichlorobenzene	1	ug/l	1.0	ND
1,2,4-Trimethylbenzene	1	ug/l	1.0	ND
1,2-Dibromo-3-chloropropane	1	ug/l	1.0	ND
1,2-Dibromoethane	1	ug/l	1.0	ND
1,2-Dichlorobenzene	1	ug/l	1.0	ND
1,2-Dichloroethane	1	ug/l	0.64	ND
1,2-Dichloropropane	1	ug/l	1.0	ND
1,3,5-Trimethylbenzene	1	ug/l	1.0	ND
1,3-Dichlorobenzene	1	ug/l	1.0	ND
1,4-Dichlorobenzene	1	ug/l	1.0	ND
1,4-Dioxane	1	ug/l	50	ND
2-Butanone	1	ug/l	1.0	ND
2-Hexanone	1	ug/l	1.0	ND
4-Methyl-2-pentanone	1	ug/l	1.0	ND
Acetone	1	ug/l	5.0	ND
Benzene	1	ug/l	0.50	ND
Bromochloromethane	1	ug/l	1.0	ND
Bromodichloromethane	1	ug/l	1.0	ND
Bromoform	1	ug/l	1.0	ND
Bromomethane	1	ug/l	1.0	ND
Carbon disulfide	1	ug/l	1.0	ND
Carbon tetrachloride	1	ug/l	1.0	ND
Chlorobenzene	1	ug/l	1.0	ND
Chloroethane	1	ug/l	1.0	ND
Chloroform	1	ug/l	2.0	ND
Chloromethane	1	ug/l	1.0	ND
cis-1,2-Dichloroethene	1	ug/l	1.0	ND
cis-1,3-Dichloropropene	1	ug/l	1.0	ND
Cyclohexane	1	ug/l	1.0	ND
Dibromochloromethane	1	ug/l	1.0	ND
Dichlorodifluoromethane	1	ug/l	1.0	ND
Ethylbenzene	1	ug/l	1.0	ND
Isopropylbenzene	1	ug/l	1.0	ND

Sample ID: TW-3 **Collection Date:** 3/14/2022
Lab#: AD29415-009 **Receipt Date:** 3/14/2022
Matrix: Aqueous

m&p-Xylenes	1	ug/l	1.0	ND
Methyl Acetate	1	ug/l	1.0	ND
Methylcyclohexane	1	ug/l	1.0	ND
Methylene chloride	1	ug/l	1.0	ND
Methyl-t-butyl ether	1	ug/l	0.50	ND
o-Xylene	1	ug/l	1.0	ND
Styrene	1	ug/l	1.0	ND
Tetrachloroethene	1	ug/l	1.0	ND
Toluene	1	ug/l	1.0	ND
trans-1,2-Dichloroethene	1	ug/l	1.0	ND
trans-1,3-Dichloropropene	1	ug/l	1.0	ND
Trichloroethene	1	ug/l	1.0	ND
Trichlorofluoromethane	1	ug/l	1.0	ND
Vinyl chloride	1	ug/l	1.0	ND
Xylenes (Total)	1	ug/l	1.0	ND

HC Reporting Limit Definitions/Data Qualifiers

REPORTING DEFINITIONS

DF = Dilution Factor

DUP = Duplicate

LCS = Laboratory Control Spike

MBS = Method Blank Spike

MDL = Method Detection Limit

MR = Matrix Replicate

MS = Matrix Spike

MSD = Matrix Spike Duplicate

NA = Not Applicable

ND = Not Detected

PS = Post Digestion Spike

RL* = Reporting Limit

RT = Retention Time

SD = Serial Dilution

**Samples with elevated Reporting Limits (RLs) as a result of a dilution may not achieve client reporting limits in some cases. The elevated RLs are unavoidable consequences of sample dilution required to quantitate target analytes that exceed the calibration range of the instrument.*

DATA QUALIFIERS

A- Indicates that the Tentatively Identified Compound (TIC) is suspected to be an aldol-condensation product. These compounds are by-products of acetone and methylene chloride used in the extraction process.

B- Indicates analyte was present in the Method Blank and sample.

d- For Pesticide and PCB analysis, the concentration between primary and secondary columns is greater than 40%. The lower concentration is generally reported.

E- Indicates the concentration exceeded the upper calibration range of the instrument.

J- Indicates the value is estimated because it is either a Tentatively Identified Compound (TIC) or the reported concentration is greater than the MDL but less than the RL. For samples results between the MDL and RL there is a possibility of false positives or misidentification at the quantitation levels. Additionally, the acceptance criteria for QC samples may not be met.

R- Retention Time is out.

Y- Indicates a contaminant found in the blank at less than 10% of the concentration of a contaminant found in the sample.

Laboratory Chronicle

Client: Whitestone Associates

HC Project #: 2031407

Project: EJ2218788.001

Lab#: AD29415-001 **Sample ID: SB-1**

Test Code	Prep Method	Prep Date	By	Analytical Method	Analysis Date	By
% Solids SM2540G				SM 2540G	3/15/22 00:00	BEENA
Mercury (Soil/Waste) 7471B	EPA 7471B	03/15/22 12:00	ksaez	EPA 7471B	3/16/22 12:12	ANS
PCB 8082	3510C/3541	03/16/22 15:50	marie	EPA 8082A	3/17/22 13:09	PR/MC/MLC
Semivolatile Organics (no search) 8270	3510C/3550C	03/15/22 17:41	CN	EPA 8270E	3/16/22 15:39	AH/JB
TAL Metals 6010D	3005&10/3050	03/15/22 12:00	ksaez	EPA 6010D	3/16/22 12:36	ANS
TAL Metals 6010D	3005&10/3050	03/15/22 12:00	ksaez	EPA 6010D	3/16/22 12:57	ANS
TAL Metals 6010D	3005&10/3050	03/15/22 12:00	ksaez	EPA 6010D	3/16/22 17:36	ANS
TAL Metals 6020B	3005&10/3050	03/15/22 12:00	ksaez	EPA 6020B	3/15/22 22:04	PC
Volatile Organics (no search) 8260	EPA5030/5035			EPA 8260D	3/16/22 07:59	JM

Lab#: AD29415-002 **Sample ID: SB-2**

Test Code	Prep Method	Prep Date	By	Analytical Method	Analysis Date	By
% Solids SM2540G				SM 2540G	3/15/22 00:00	BEENA
Mercury (Soil/Waste) 7471B	EPA 7471B	03/15/22 12:00	ksaez	EPA 7471B	3/16/22 12:13	ANS
Semivolatile Organics (no search) 8270	3510C/3550C	03/15/22 17:41	CN	EPA 8270E	3/16/22 14:04	AH/JB
TAL Metals 6010D	3005&10/3050	03/15/22 12:00	ksaez	EPA 6010D	3/16/22 12:40	ANS
TAL Metals 6010D	3005&10/3050	03/15/22 12:00	ksaez	EPA 6010D	3/16/22 17:44	ANS
TAL Metals 6020B	3005&10/3050	03/15/22 12:00	ksaez	EPA 6020B	3/15/22 22:08	PC
Volatile Organics (no search) 8260	EPA5030/5035			EPA 8260D	3/16/22 07:18	JM

Lab#: AD29415-003 **Sample ID: SB-3**

Test Code	Prep Method	Prep Date	By	Analytical Method	Analysis Date	By
% Solids SM2540G				SM 2540G	3/15/22 00:00	BEENA
Volatile Organics (no search) 8260	EPA5030/5035			EPA 8260D	3/16/22 07:39	JM

Lab#: AD29415-004 **Sample ID: SB-4**

Test Code	Prep Method	Prep Date	By	Analytical Method	Analysis Date	By
% Solids SM2540G				SM 2540G	3/15/22 00:00	BEENA
Volatile Organics (no search) 8260	EPA5030/5035			EPA 8260D	3/16/22 00:00	JM

Laboratory Chronicle

Client: Whitestone Associates
Project: EJ2218788.001

HC Project #: 2031407

Lab#: AD29415-005 **Sample ID: SB-5**

Test Code	Prep Method	Prep Date	By	Analytical Method	Analysis Date	By
% Solids SM2540G				SM 2540G	3/15/22 00:00	BEENA
Mercury (Soil/Waste) 7471B	EPA 7471B	03/15/22 12:00	ksaez	EPA 7471B	3/16/22 12:15	ANS
Semivolatile Organics (no search) 8270	3510C/3550C	03/15/22 17:41	CN	EPA 8270E	3/16/22 16:03	AH/JB
TAL Metals 6010D	3005&10/3050	03/15/22 12:00	ksaez	EPA 6010D	3/16/22 12:44	ANS
TAL Metals 6010D	3005&10/3050	03/15/22 12:00	ksaez	EPA 6010D	3/16/22 17:47	ANS
TAL Metals 6020B	3005&10/3050	03/15/22 12:00	ksaez	EPA 6020B	3/15/22 22:12	PC

Lab#: AD29415-006 **Sample ID: SB-6**

Test Code	Prep Method	Prep Date	By	Analytical Method	Analysis Date	By
% Solids SM2540G				SM 2540G	3/15/22 00:00	BEENA
Mercury (Soil/Waste) 7471B	EPA 7471B	03/15/22 12:00	ksaez	EPA 7471B	3/16/22 12:20	ANS
PCB 8082	3510C/3541	03/16/22 15:50	marie	EPA 8082A	3/17/22 13:25	PR/MC/MLC
Semivolatile Organics (no search) 8270	3510C/3550C	03/15/22 17:41	CN	EPA 8270E	3/16/22 15:15	AH/JB
TAL Metals 6010D	3005&10/3050	03/15/22 12:00	ksaez	EPA 6010D	3/16/22 12:47	ANS
TAL Metals 6010D	3005&10/3050	03/15/22 12:00	ksaez	EPA 6010D	3/16/22 17:51	ANS
TAL Metals 6020B	3005&10/3050	03/15/22 12:00	ksaez	EPA 6020B	3/15/22 22:16	PC

Lab#: AD29415-007 **Sample ID: TW-1**

Test Code	Prep Method	Prep Date	By	Analytical Method	Analysis Date	By
Semivolatile Organics (no search) 8270	3510C/3550C	03/18/22	Jnadler	EPA 8270E	3/21/22 09:33	AH/JB
Volatile Organics (no search) 8260	EPA5030/5035			EPA 8260D	3/15/22 21:27	JM

Lab#: AD29415-008 **Sample ID: TW-2**

Test Code	Prep Method	Prep Date	By	Analytical Method	Analysis Date	By
Semivolatile Organics (no search) 8270	3510C/3550C	03/18/22	Jnadler	EPA 8270E	3/21/22 09:55	AH/JB
Volatile Organics (no search) 8260	EPA5030/5035			EPA 8260D	3/15/22 21:49	JM

Laboratory Chronicle

Client: Whitestone Associates

HC Project #: 2031407

Project: EJ2218788.001

Lab#: AD29415-009 **Sample ID: TW-3**

Test Code	Prep Method	Prep Date	By	Analytical Method	Analysis Date	By
Semivolatile Organics (no search) 8270	3510C/3550C	03/18/22	Jnadler	EPA 8270E	3/21/22 10:18	AH/JB
Volatile Organics (no search) 8260	EPA5030/5035			EPA 8260D	3/16/22 17:42	SG

Chain of Custody

2031407 0037

Hampton-Clarke, Inc. (WBE/DBE/SBE)

175 Route 46 West and 2 Madison Road, Fairfield, New Jersey 07004
Ph: 800-426-9992 | 973-244-9770 Fax: 973-244-9787 | 973-439-1458
Service Center: 137-D Gaither Drive, Mount Laurel, New Jersey 08054
Ph (Service Center): 856-780-6057 Fax: 856-780-6056
NELAC/NJ #07071 | PA #68-00463 | NY #11408 | CT #PH-0671 | KY #90124 | DE HSCA Approved

Hampton-Clarke WBE/DBE/SBE 800-426-9992
A Women-Owned, Disadvantaged, Small Business Enterprise

CHAIN OF CUSTODY RECORD

Project# (Lab Use Only): 2031407

Page 1 of 1

Customer Information

1a) Customer: Whitestone Associates Inc.
Address: 30 Independence Blvd
Warren, NJ 07059
1b) Email/Cell/Fax/Ph: mmarsicano@whitestoneassoc.com
1c) Send Invoice to: Same
1d) Send Report to: Same

Project Information

2a) Project: EJ2218788.001
2b) Project Mgr: M. Marsicano
2c) Project Location (City/State): Brooklyn, NY
2d) Quote/PO # (If Applicable):

3) Reporting Requirements (Please Circle)

Turnaround	Report Type	Electronic Data Deliv.
When Available:	Summary	NJ Hazsite
1 Business Day (100%) *	Results + QC (Waste)	Excel Reg. NJ / NY / PA
2 Business Days (75%) *	Reduced:	EnviroData
3 Business Days (50%) *	[ ] NJ [X] NY	EQuIS:
4 Business Days (35%) *	[ ] PA [ ] Other___	[ ] 4-File [ ] EZ
5 Business Days (25%)	NJ Full / NY ASP CatB	[ ] NYDEC
8 Business Days (Stand.)	NY ASP CatA	[ ] Region 2 or 5
Other:		Other:

* Expedited TAT Not Always Available. Please Check with Lab.

FOR LAB USE ONLY ↓

Batch # 102945

===> Check If Contingent ===>

<=== Check If Contingent <===

Matrix Codes
DW - Drinking Water, S - Soil, A - Air
GW - Ground Water, SL - Sludge
WW - Waste Water, OL - Oil
OT - Other (please specify under item 9, Comments)

7) Analysis (specify methods & parameter lists)

Lab Sample #	4) Customer Sample ID	5) Matrix	6) Sample Date	6) Sample Time	Composite (C)	Grab (G)	VO	SVO	TAL Metals	PCBs	8) # of Bottles None	MeOH	En Core	NaOH	HCl	H2SO4	HNO3	Other:	9) Comments
001	SB-1	Soil	03/14/22	0815		X	X	X	X	X	3		3						
002	SB-2	↓	↓	0845		X	X	X	X		2		3						
003	SB-3			0935		X	X				1		3						
004	SB-4			0910		X	X						3						% Solids from Encore
005	SB-5			0925		X		X	X		1								
006	SB-6			0950		X		X	X	X	2								
007	TW-1	GW		0900		X	X	X			2				3				
008	TW-2	↓	↓	0940		X	X	X			2				3				
009	TW-3			1045		X	X	X			2				3				

10) Relinquished by:	Accepted by:	Date	Time
[signature]	[signature]	03/14/22	12:20

Comments, Notes, Special Requirements, HAZARDS

Indicate if low-level methods required to meet current groundwater standards (SPLP for soil):
- [ ] BN or BNA (8270E SIM)
- [ ] VOC (8260D SIM or 8011)
- [ ] SPLP (BN, BNA, Metals)
- [ ] 1,4 Dioxane

For NJ LSRP projects, indicate which standards need to be met:
- [ ] NJDEP GWQS
- [ ] NJDEP SRS
- [ ] NJDEP SPLP
- [ ] Other (specify):

Check if applicable:
- [ ] Project-Specific Reporting Limits
- [ ] High Contaminant Concentrations
- [ ] NJ LSRP Project (also check boxes above/right)

Cooler Temperature: 3.2

11) Sampler (print name): E. Venice Date: 03/14/22

Additional Notes * % Solids for VO from Encore for SB-4 due to insufficient glassware provided.

Please note NUMBERED items. If not completed your analytical work may be delayed.
A fee of $5/sample will be assessed for storage should sample not be activated for any analysis.

Internal use: sampling plan (check box) HC [ ] or client [ ] FSP#

CONDITION UPON RECEIPT

Batch Number AD29415

Entered By: maxwell
Date Entered 3/14/2022 12:51:00 PM

1	Yes	Is there a corresponding COC included with the samples?
2	Yes	Are the samples in a container such as a cooler or Ice chest?
3	No	Are the COC seals intact?
4	T0054	<--- Thermometer ID. Please specify the Temperature inside the container (in degC). 3.2
5	Yes	Are the samples refrigerated (where required)/have they arrived on ice?
6	Yes	Are the samples within the holding times for the parameters listed on the COC? IF no, list parameters and samples:
7	Yes	Are all of the sample bottles intact? If no, specify sample numbers broken/leaking
8	Yes	Are all of the sample labels or numbers legible? If no specify:
9	Yes	Do the contents match the COC? If no, specify
10	No	Is there enough sample sent for the analyses listed on the COC? If no, specify: NO % SOLIDS FOR SAMPLE SB-4 I TAKE ONE ENCORE FOR % SOLIDS
11	No	Are samples preserved correctly?
12	Yes	Was temperature blank present (Place comment below if not)? If not was temperature of samples verified?
13	NA	Other comments ...Specify (TB date, sample matrix, any missing info, etc.)
14	NA	Corrective actions (Specify item number and corrective action taken).
15	NA	Were any samples for ortho-phosphate or dissolved ferrous iron field filtered?

PRESERVATION DOCUMENT

Batch Number AD29415

Entered By: maxwell
Date Entered 3/14/2022 12:54:00 PM

Lab#.	Container Size	Container/Vial Check	Parameter	Preservative	Preservative Lot#	PH	pH Lot#
AD29415-001	NA	NA	NA	NA	NA	NA	NA
AD29415-002	NA	NA	NA	NA	NA	NA	NA
AD29415-003	NA	NA	NA	NA	NA	NA	NA
AD29415-004	NA	NA	NA	NA	NA	NA	NA
AD29415-005	NA	NA	NA	NA	NA	NA	NA
AD29415-006	NA	NA	NA	NA	NA	NA	NA
AD29415-007	40ML	G	VO	HCL	253047	1	HC160347
AD29415-008	40ML	G	VO	HCL	253047	1	HC160347
AD29415-009	40ML	G	VO	HCL	253047	7	HC160347

Internal Chain of Custody

Lab#:	DateTime:	Loc or User	Bot Nu	A/M	Analysis
AD29415-001	03/14/22 12:30	MAXW	0	M	Received
AD29415-001	03/14/22 12:51	MAXW	0	M	Login
AD29415-001	03/14/22 16:10	R12	1	A	NONE
AD29415-001	03/15/22 09:39	KEVS	1	M	TDSI/HG
AD29415-001	03/15/22 11:52	R12	1	A	NONE
AD29415-001	03/14/22 16:10	R12	2	A	NONE
AD29415-001	03/14/22 16:10	R12	3	A	NONE
AD29415-001	03/14/22 21:34	PA	3	A	mx
AD29415-001	03/14/22 21:35	R12	3	A	NONE
AD29415-001	03/15/22 08:43	BCT	3	A	SOLIDS
AD29415-001	03/15/22 10:41	R12	3	A	NONE
AD29415-001	03/15/22 17:40	CN	3	A	BNA-SOIL
AD29415-001	03/15/22 17:41	R12	3	A	NONE
AD29415-001	03/16/22 15:50	MSL	3	A	P/P
AD29415-001	03/16/22 15:52	R12	3	A	NONE
AD29415-001	03/15/22 13:40	SG	5	M	VOA
AD29415-001	03/15/22 13:42	R31	5	A	NONE
AD29415-001	03/15/22 14:04	F19	6	A	NONE
AD29415-001	03/15/22 19:49	WP	6	A	VOA
AD29415-001	03/15/22 14:04	F19	7	A	NONE
AD29415-002	03/14/22 12:30	MAXW	0	M	Received
AD29415-002	03/14/22 12:51	MAXW	0	M	Login
AD29415-002	03/14/22 16:10	R12	1	A	NONE
AD29415-002	03/15/22 09:39	KEVS	1	M	TDSI/HG
AD29415-002	03/15/22 11:52	R12	1	A	NONE
AD29415-002	03/14/22 16:10	R12	2	A	NONE
AD29415-002	03/14/22 21:34	PA	2	A	mx
AD29415-002	03/14/22 21:35	R12	2	A	NONE
AD29415-002	03/15/22 08:43	BCT	2	A	SOLIDS
AD29415-002	03/15/22 10:41	R12	2	A	NONE
AD29415-002	03/15/22 17:40	CN	2	A	BNA-SOIL
AD29415-002	03/15/22 17:41	R12	2	A	NONE
AD29415-002	03/15/22 13:40	SG	4	M	VOA
AD29415-002	03/15/22 13:42	R31	4	A	NONE
AD29415-002	03/15/22 14:04	F19	5	A	NONE
AD29415-002	03/15/22 19:49	WP	5	A	VOA
AD29415-002	03/15/22 14:04	F19	6	A	NONE
AD29415-003	03/14/22 12:30	MAXW	0	M	Received
AD29415-003	03/14/22 12:51	MAXW	0	M	Login
AD29415-003	03/14/22 16:10	R12	1	A	NONE
AD29415-003	03/14/22 21:34	PA	1	A	mx
AD29415-003	03/14/22 21:35	R12	1	A	NONE
AD29415-003	03/15/22 08:43	BCT	1	A	SOLIDS
AD29415-003	03/15/22 10:41	R12	1	A	NONE
AD29415-003	03/15/22 14:00	SG	3	M	VOA
AD29415-003	03/15/22 14:04	R31	3	A	NONE
AD29415-003	03/15/22 14:04	F19	4	A	NONE
AD29415-003	03/15/22 19:49	WP	4	A	VOA
AD29415-003	03/15/22 14:04	F19	5	A	NONE
AD29415-004	03/14/22 12:30	MAXW	0	M	Received
AD29415-004	03/14/22 12:51	MAXW	0	M	Login
AD29415-004	03/14/22 16:10	R12	2	A	NONE
AD29415-004	03/15/22 08:43	BCT	2	A	SOLIDS
AD29415-004	03/15/22 10:41	R12	2	A	NONE
AD29415-004	03/15/22 14:00	SG	3	M	VOA
AD29415-004	03/15/22 14:04	R31	3	A	NONE
AD29415-004	03/15/22 14:04	F19	4	A	NONE
AD29415-004	03/15/22 19:49	WP	4	A	VOA
AD29415-005	03/14/22 12:30	MAXW	0	M	Received
AD29415-005	03/14/22 12:51	MAXW	0	M	Login
AD29415-005	03/14/22 16:10	R12	1	A	NONE
AD29415-005	03/14/22 21:34	PA	1	A	mx
AD29415-005	03/14/22 21:35	R12	1	A	NONE
AD29415-005	03/15/22 08:43	BCT	1	A	SOLIDS
AD29415-005	03/15/22 10:40	KEVS	1	A	TDSI/HG
AD29415-005	03/15/22 11:52	R12	1	A	NONE
AD29415-005	03/15/22 17:40	CN	1	A	BNA-SOIL
AD29415-005	03/15/22 17:41	R12	1	A	NONE
AD29415-006	03/14/22 12:30	MAXW	0	M	Received
AD29415-006	03/14/22 12:51	MAXW	0	M	Login
AD29415-006	03/14/22 16:10	R12	1	A	NONE
AD29415-006	03/15/22 09:39	KEVS	1	M	TDSI/HG
AD29415-006	03/15/22 11:52	R12	1	A	NONE
AD29415-006	03/14/22 16:10	R12	2	A	NONE
AD29415-006	03/14/22 21:34	PA	2	A	mx

Lab#:	DateTime:	Loc or User	Bot Nu	A/M	Analysis
AD29415-006	03/14/22 21:35	R12	2	A	NONE
AD29415-006	03/15/22 08:43	BCT	2	A	SOLIDS
AD29415-006	03/15/22 10:41	R12	2	A	NONE
AD29415-006	03/15/22 17:40	CN	2	A	BNA-SOIL
AD29415-006	03/15/22 17:41	R12	2	A	NONE
AD29415-006	03/16/22 15:50	MSL	2	A	P/P
AD29415-006	03/16/22 15:52	R12	2	A	NONE
AD29415-007	03/14/22 12:30	MAXW	0	M	Received
AD29415-007	03/14/22 12:51	MAXW	0	M	Login
AD29415-007	03/14/22 16:39	R31	1	A	NONE
AD29415-007	03/15/22 12:39	JM	1	A	VOA
AD29415-007	03/14/22 16:39	R31	2	A	NONE
AD29415-007	03/14/22 16:39	R31	3	A	NONE
AD29415-007	03/14/22 16:10	R12	4	A	NONE
AD29415-007	03/14/22 16:10	R12	5	A	NONE
AD29415-007	03/18/22 16:16	JN	5	A	BN/BNA
AD29415-008	03/14/22 12:30	MAXW	0	M	Received
AD29415-008	03/14/22 12:51	MAXW	0	M	Login
AD29415-008	03/14/22 16:39	R31	1	A	NONE
AD29415-008	03/15/22 12:39	JM	1	A	VOA
AD29415-008	03/14/22 16:39	R31	2	A	NONE
AD29415-008	03/14/22 16:39	R31	3	A	NONE
AD29415-008	03/14/22 16:10	R12	4	A	NONE
AD29415-008	03/18/22 16:16	JN	4	A	BN/BNA
AD29415-008	03/14/22 16:10	R12	5	A	NONE
AD29415-009	03/14/22 12:30	MAXW	0	M	Received
AD29415-009	03/14/22 12:51	MAXW	0	M	Login
AD29415-009	03/14/22 16:39	R31	1	A	NONE
AD29415-009	03/15/22 12:39	JM	1	A	VOA
AD29415-009	03/15/22 22:56	R31	1	A	NONE
AD29415-009	03/16/22 16:19	SG	1	A	VOA
AD29415-009	03/14/22 16:39	R31	2	A	NONE
AD29415-009	03/14/22 16:39	R31	3	A	NONE
AD29415-009	03/14/22 16:10	R12	4	A	NONE
AD29415-009	03/18/22 16:16	JN	4	A	BN/BNA
AD29415-009	03/14/22 16:10	R12	5	A	NONE

Samples marked as received are stored in coolers or refrigerator R12, or R24 at 4 deg C until Login

Volatile Data

Form1

ORGANICS VOLATILE REPORT

Sample Number: AD29415-001
Client Id: SB-1
Data File: 6M152123.D
Analysis Date: 03/16/22 07:59
Date Rec/Extracted: 03/14/22-NA
Column: DB-624 25M 0.200mm ID 1.12um film

Method: EPA 8260D
Matrix: Soil
Initial Vol: 4.52g
Final Vol: NA
Dilution: 1.11
Solids: 85

Units: mg/Kg

Cas #	Compound	RL	Conc	Cas #	Compound	RL	Conc
71-55-6	1,1,1-Trichloroethane	0.0026	U	75-15-0	Carbon Disulfide	0.0044	U
79-34-5	1,1,2,2-Tetrachloroethane	0.0026	U	56-23-5	Carbon Tetrachloride	0.0026	U
76-13-1	1,1,2-Trichloro-1,2,2-trifluor	0.0026	U	108-90-7	Chlorobenzene	0.0026	U
79-00-5	1,1,2-Trichloroethane	0.0026	U	75-00-3	Chloroethane	0.0026	U
75-34-3	1,1-Dichloroethane	0.0026	U	67-66-3	Chloroform	0.0026	U
75-35-4	1,1-Dichloroethene	0.0026	U	74-87-3	Chloromethane	0.0026	U
87-61-6	1,2,3-Trichlorobenzene	0.0026	U	156-59-2	cis-1,2-Dichloroethene	0.0026	U
120-82-1	1,2,4-Trichlorobenzene	0.0026	U	10061-01-5	cis-1,3-Dichloropropene	0.0026	U
95-63-6	1,2,4-Trimethylbenzene	0.0013	U	110-82-7	Cyclohexane	0.0026	U
96-12-8	1,2-Dibromo-3-Chloropropa	0.0026	U	124-48-1	Dibromochloromethane	0.0026	U
106-93-4	1,2-Dibromoethane	0.0013	U	75-71-8	Dichlorodifluoromethane	0.0026	U
95-50-1	1,2-Dichlorobenzene	0.0026	U	100-41-4	Ethylbenzene	0.0013	U
107-06-2	1,2-Dichloroethane	0.0013	U	98-82-8	Isopropylbenzene	0.0013	U
78-87-5	1,2-Dichloropropane	0.0026	U	79601-23-1	m&p-Xylenes	0.0016	U
108-67-8	1,3,5-Trimethylbenzene	0.0013	U	79-20-9	Methyl Acetate	0.0026	U
541-73-1	1,3-Dichlorobenzene	0.0026	U	108-87-2	Methylcyclohexane	0.0026	U
106-46-7	1,4-Dichlorobenzene	0.0026	U	75-09-2	Methylene Chloride	0.0026	U
123-91-1	1,4-Dioxane	0.13	U	1634-04-4	Methyl-t-butyl ether	0.0013	U
78-93-3	2-Butanone	0.0026	U	95-47-6	o-Xylene	0.0013	U
591-78-6	2-Hexanone	0.0026	U	100-42-5	Styrene	0.0026	U
108-10-1	4-Methyl-2-Pentanone	0.0026	U	127-18-4	Tetrachloroethene	0.0026	U
67-64-1	Acetone	0.013	U	108-88-3	Toluene	0.0013	U
71-43-2	Benzene	0.0013	U	156-60-5	trans-1,2-Dichloroethene	0.0026	U
74-97-5	Bromochloromethane	0.0026	U	10061-02-6	trans-1,3-Dichloropropene	0.0026	U
75-27-4	Bromodichloromethane	0.0026	U	79-01-6	Trichloroethene	0.0026	U
75-25-2	Bromoform	0.0026	U	75-69-4	Trichlorofluoromethane	0.0026	U
74-83-9	Bromomethane	0.0026	U	75-01-4	Vinyl Chloride	0.0026	U
1330-20-7	Xylenes (Total)	0.0013	U				

Worksheet #: 632377 *Total Target Concentration* 0 ColumnID: (^) Indicates results from 2nd column

U - Indicates the compound was analyzed but not detected.
B - Indicates the analyte was found in the blank as well as in the sample.
E - Indicates the analyte concentration exceeds the calibration range of the instrument.
R - Retention Time Out
J - Indicates an estimated value when a compound is detected at less than the specified detection limit.
d - Pesticide %Diff>40% between columns due to coelution. Lower concentration used
Chlordane (Total) is sum of a-Chlordane and y-Chlordane.

Quantitation Report (QT Reviewed) **2031407 0043**

SampleID : AD29415-001 Operator : JM Qt Meth : 6M_S0308.M
Data File: 6M152123.D Sam Mult : 1 Vial# : 34 Qt On : 03/16/22 11:19
Acq On : 03/16/22 07:59 Misc : S,5G!6 Qt Upd On: 03/09/22 13:15

Data Path : G:\GcMsData\2022\GCMS_6\Data\03-1522\
Qt Path : G:\GcMsData\2022\GCMS_6\MethodQt\
Qt Resp Via : Initial Calibration

Compound	R.T.	QIon	Response	Conc	Units	Dev(Min)
Internal Standards						
4) Fluorobenzene	5.129	96	475149	30.00	ug/l	0.00
52) Chlorobenzene-d5	6.763	117	401974	30.00	ug/l	0.00
70) 1,4-Dichlorobenzene-d4	8.049	152	199711	30.00	ug/l	0.00
System Monitoring Compounds						
37) Dibromofluoromethane	4.733	111	152128	33.31	ug/l	0.00
Spiked Amount 30.000			Recovery = 111.03%			
39) 1,2-Dichloroethane-d4	4.934	67	74741	32.03	ug/l	0.00
Spiked Amount 30.000			Recovery = 106.77%			
66) Toluene-d8	5.983	98	452398	28.26	ug/l	0.00
Spiked Amount 30.000			Recovery = 94.20%			
76) Bromofluorobenzene	7.391	174	143158	28.10	ug/l	0.00
Spiked Amount 30.000			Recovery = 93.67%			

Target Compounds Qvalue

(#) = qualifier out of range (m) = manual integration (+) = signals summed


Abundance
TIC: 6M152123.D\data.ms
Quant QT Reviewed
SampleID : AD29415-001
Data File: 6M152123.D
Acq On : 03/16/22 07:59
Operator : JM
Sam Mult : 1 Vial# : 34
Misc : S,5G!6
Qt Meth : 6M_S0308.M
Qt On : 03/16/22 11:19
Qt Upd On: 03/09/22 13:15
Dibromofluoromethane ,S
1,2-Dichloroethane-d4,S
Fluorobenzene,I
Toluene-d8,S
Chlorobenzene-d5,I
Bromofluorobenzene,S
1,4-Dichlorobenzene-d4,I
Time-->
6M_S0308.M Mon Mar 21 10:11:42 2022 $$$$$$$$$

Form1

ORGANICS VOLATILE REPORT

Sample Number: AD29415-002
Client Id: SB-2
Data File: 6M152121.D
Analysis Date: 03/16/22 07:18
Date Rec/Extracted: 03/14/22-NA
Column: DB-624 25M 0.200mm ID 1.12um film

Method: EPA 8260D
Matrix: Soil
Initial Vol: 5.14g
Final Vol: NA
Dilution: 0.973
Solids: 93

Units: mg/Kg

Cas #	Compound	RL	Conc	Cas #	Compound	RL	Conc
71-55-6	1,1,1-Trichloroethane	0.0021	U	75-15-0	Carbon Disulfide	0.0036	U
79-34-5	1,1,2,2-Tetrachloroethane	0.0021	U	56-23-5	Carbon Tetrachloride	0.0021	U
76-13-1	1,1,2-Trichloro-1,2,2-trifluor	0.0021	U	108-90-7	Chlorobenzene	0.0021	U
79-00-5	1,1,2-Trichloroethane	0.0021	U	75-00-3	Chloroethane	0.0021	U
75-34-3	1,1-Dichloroethane	0.0021	U	67-66-3	Chloroform	0.0021	U
75-35-4	1,1-Dichloroethene	0.0021	U	74-87-3	Chloromethane	0.0021	U
87-61-6	1,2,3-Trichlorobenzene	0.0021	U	156-59-2	cis-1,2-Dichloroethene	0.0021	U
120-82-1	1,2,4-Trichlorobenzene	0.0021	U	10061-01-5	cis-1,3-Dichloropropene	0.0021	U
95-63-6	1,2,4-Trimethylbenzene	0.0010	U	110-82-7	Cyclohexane	0.0021	U
96-12-8	1,2-Dibromo-3-Chloropropa	0.0021	U	124-48-1	Dibromochloromethane	0.0021	U
106-93-4	1,2-Dibromoethane	0.0010	U	75-71-8	Dichlorodifluoromethane	0.0021	U
95-50-1	1,2-Dichlorobenzene	0.0021	U	100-41-4	Ethylbenzene	0.0010	U
107-06-2	1,2-Dichloroethane	0.0010	U	98-82-8	Isopropylbenzene	0.0010	U
78-87-5	1,2-Dichloropropane	0.0021	U	79601-23-1	m&p-Xylenes	0.0013	U
108-67-8	1,3,5-Trimethylbenzene	0.0010	U	79-20-9	Methyl Acetate	0.0021	U
541-73-1	1,3-Dichlorobenzene	0.0021	U	108-87-2	Methylcyclohexane	0.0021	U
106-46-7	1,4-Dichlorobenzene	0.0021	U	75-09-2	Methylene Chloride	0.0021	U
123-91-1	1,4-Dioxane	0.10	U	1634-04-4	Methyl-t-butyl ether	0.0010	U
78-93-3	2-Butanone	0.0021	U	95-47-6	o-Xylene	0.0010	U
591-78-6	2-Hexanone	0.0021	U	100-42-5	Styrene	0.0021	U
108-10-1	4-Methyl-2-Pentanone	0.0021	U	127-18-4	Tetrachloroethene	0.0021	U
67-64-1	Acetone	0.010	U	108-88-3	Toluene	0.0010	U
71-43-2	Benzene	0.0010	U	156-60-5	trans-1,2-Dichloroethene	0.0021	U
74-97-5	Bromochloromethane	0.0021	U	10061-02-6	trans-1,3-Dichloropropene	0.0021	U
75-27-4	Bromodichloromethane	0.0021	U	79-01-6	Trichloroethene	0.0021	U
75-25-2	Bromoform	0.0021	U	75-69-4	Trichlorofluoromethane	0.0021	U
74-83-9	Bromomethane	0.0021	U	75-01-4	Vinyl Chloride	0.0021	U
1330-20-7	Xylenes (Total)	0.0010	U				

Worksheet #: 632377 ***Total Target Concentration*** 0 ColumnID: (^) Indicates results from 2nd column

U - Indicates the compound was analyzed but not detected.
B - Indicates the analyte was found in the blank as well as in the sample.
E - Indicates the analyte concentration exceeds the calibration range of the instrument.
R - Retention Time Out
J - Indicates an estimated value when a compound is detected at less than the specified detection limit.
d - Pesticide %Diff>40% between columns due to coelution. Lower concentration used
Chlordane (Total) is sum of a-Chlordane and y-Chlordane.

Quantitation Report (QT Reviewed) **2031407 0046**

SampleID : AD29415-002 Operator : JM Qt Meth : 6M_S0308.M
Data File: 6M152121.D Sam Mult : 1 Vial# : 32 Qt On : 03/16/22 11:19
Acq On : 03/16/22 07:18 Misc : S,5G!5 Qt Upd On: 03/09/22 13:15

Data Path : G:\GcMsData\2022\GCMS_6\Data\03-1522\
Qt Path : G:\GcMsData\2022\GCMS_6\MethodQt\
Qt Resp Via : Initial Calibration

Compound	R.T.	QIon	Response	Conc	Units	Dev(Min)
Internal Standards						
4) Fluorobenzene	5.129	96	464950	30.00	ug/l	0.00
52) Chlorobenzene-d5	6.763	117	345591	30.00	ug/l	0.00
70) 1,4-Dichlorobenzene-d4	8.049	152	132145	30.00	ug/l	0.00
System Monitoring Compounds						
37) Dibromofluoromethane	4.733	111	151325	33.86	ug/l	0.00
Spiked Amount 30.000			Recovery = 112.87%			
39) 1,2-Dichloroethane-d4	4.934	67	75487	33.06	ug/l	0.00
Spiked Amount 30.000			Recovery = 110.20%			
66) Toluene-d8	5.983	98	423525	30.77	ug/l	0.00
Spiked Amount 30.000			Recovery = 102.57%			
76) Bromofluorobenzene	7.391	174	111974	33.22	ug/l	0.00
Spiked Amount 30.000			Recovery = 110.73%			
Target Compounds						Qvalue

(#) = qualifier out of range (m) = manual integration (+) = signals summed

TIC: 6M152121.D\data.ms

Quant QT Reviewed

SampleID : AD29415-002
Data File: 6M152121.D
Acq On : 03/16/22 07:18

Operator : JM
Sam Mult : 1 Vial# : 32
Misc : S,5G!5

Qt Meth : 6M_S0308.M
Qt On : 03/16/22 11:19
Qt Upd On: 03/09/22 13:15



Form1

ORGANICS VOLATILE REPORT

Sample Number: AD29415-003
Client Id: SB-3
Data File: 6M152122.D
Analysis Date: 03/16/22 07:39
Date Rec/Extracted: 03/14/22-NA
Column: DB-624 25M 0.200mm ID 1.12um film

Method: EPA 8260D
Matrix: Soil
Initial Vol: 4.21g
Final Vol: NA
Dilution: 1.19
Solids: 93

Units: mg/Kg

Cas #	Compound	RL	Conc	Cas #	Compound	RL	Conc
71-55-6	1,1,1-Trichloroethane	0.0026	U	75-15-0	Carbon Disulfide	0.0043	U
79-34-5	1,1,2,2-Tetrachloroethane	0.0026	U	56-23-5	Carbon Tetrachloride	0.0026	U
76-13-1	1,1,2-Trichloro-1,2,2-trifluor	0.0026	U	108-90-7	Chlorobenzene	0.0026	U
79-00-5	1,1,2-Trichloroethane	0.0026	U	75-00-3	Chloroethane	0.0026	U
75-34-3	1,1-Dichloroethane	0.0026	U	67-66-3	Chloroform	0.0026	U
75-35-4	1,1-Dichloroethene	0.0026	U	74-87-3	Chloromethane	0.0026	U
87-61-6	1,2,3-Trichlorobenzene	0.0026	U	156-59-2	cis-1,2-Dichloroethene	0.0026	U
120-82-1	1,2,4-Trichlorobenzene	0.0026	U	10061-01-5	cis-1,3-Dichloropropene	0.0026	U
95-63-6	1,2,4-Trimethylbenzene	0.0013	U	110-82-7	Cyclohexane	0.0026	U
96-12-8	1,2-Dibromo-3-Chloropropa	0.0026	U	124-48-1	Dibromochloromethane	0.0026	U
106-93-4	1,2-Dibromoethane	0.0013	U	75-71-8	Dichlorodifluoromethane	0.0026	U
95-50-1	1,2-Dichlorobenzene	0.0026	U	100-41-4	Ethylbenzene	0.0013	U
107-06-2	1,2-Dichloroethane	0.0013	U	98-82-8	Isopropylbenzene	0.0013	U
78-87-5	1,2-Dichloropropane	0.0026	U	79601-23-1	m&p-Xylenes	0.0015	U
108-67-8	1,3,5-Trimethylbenzene	0.0013	U	79-20-9	Methyl Acetate	0.0026	U
541-73-1	1,3-Dichlorobenzene	0.0026	U	108-87-2	Methylcyclohexane	0.0026	U
106-46-7	1,4-Dichlorobenzene	0.0026	U	75-09-2	Methylene Chloride	0.0026	U
123-91-1	1,4-Dioxane	0.13	U	1634-04-4	Methyl-t-butyl ether	0.0013	U
78-93-3	2-Butanone	0.0026	U	95-47-6	o-Xylene	0.0013	U
591-78-6	2-Hexanone	0.0026	U	100-42-5	Styrene	0.0026	U
108-10-1	4-Methyl-2-Pentanone	0.0026	U	**127-18-4**	**Tetrachloroethene**	**0.0026**	**0.0076**
67-64-1	Acetone	0.013	U	108-88-3	Toluene	0.0013	U
71-43-2	Benzene	0.0013	U	156-60-5	trans-1,2-Dichloroethene	0.0026	U
74-97-5	Bromochloromethane	0.0026	U	10061-02-6	trans-1,3-Dichloropropene	0.0026	U
75-27-4	Bromodichloromethane	0.0026	U	79-01-6	Trichloroethene	0.0026	U
75-25-2	Bromoform	0.0026	U	75-69-4	Trichlorofluoromethane	0.0026	U
74-83-9	Bromomethane	0.0026	U	75-01-4	Vinyl Chloride	0.0026	U
1330-20-7	Xylenes (Total)	0.0013	U				

Worksheet #: 632377

Total Target Concentration 0.0076

ColumnID: (^) Indicates results from 2nd column

U - Indicates the compound was analyzed but not detected.
B - Indicates the analyte was found in the blank as well as in the sample.
E - Indicates the analyte concentration exceeds the calibration range of the instrument.
R - Retention Time Out
J - Indicates an estimated value when a compound is detected at less than the specified detection limit.
d - Pesticide %Diff>40% between columns due to coelution. Lower concentration
Chlordane (Total) is sum of a-Chlordane and y-Chlordane.

Quantitation Report (QT Reviewed)

SampleID : AD29415-003 Operator : JM Qt Meth : 6M_S0308.M
Data File: 6M152122.D Sam Mult : 1 Vial# : 33 Qt On : 03/16/22 11:19
Acq On : 03/16/22 07:39 Misc : S,5G!4 Qt Upd On: 03/09/22 13:15

Data Path : G:\GcMsData\2022\GCMS_6\Data\03-1522\
Qt Path : G:\GcMsData\2022\GCMS_6\MethodQt\
Qt Resp Via : Initial Calibration

Compound	R.T.	QIon	Response	Conc	Units	Dev(Min)
Internal Standards						
4) Fluorobenzene	5.129	96	451113	30.00	ug/l	0.00
52) Chlorobenzene-d5	6.763	117	346300	30.00	ug/l	0.00
70) 1,4-Dichlorobenzene-d4	8.049	152	140708	30.00	ug/l	0.00
System Monitoring Compounds						
37) Dibromofluoromethane	4.733	111	149923	34.57	ug/l	0.00
Spiked Amount 30.000			Recovery = 115.23%			
39) 1,2-Dichloroethane-d4	4.934	67	72710	32.82	ug/l	0.00
Spiked Amount 30.000			Recovery = 109.40%			
66) Toluene-d8	5.983	98	426656	30.93	ug/l	0.00
Spiked Amount 30.000			Recovery = 103.10%			
76) Bromofluorobenzene	7.391	174	116187	32.37	ug/l	0.00
Spiked Amount 30.000			Recovery = 107.90%			
Target Compounds						Qvalue
65) Tetrachloroethene	6.318	164	16817	5.9227	ug/l	94

(#) = qualifier out of range (m) = manual integration (+) = signals summed

TIC: 6M152122.D\data.ms

Quant QT Reviewed

SampleID : AD29415-003
Data File: 6M152122.D
Acq On : 03/16/22 07:39

Operator : JM
Sam Mult : 1 Vial# : 33
Misc : S,5G!4

Qt Meth : 6M_S0308.M
Qt On : 03/16/22 11:19
Qt Upd On: 03/09/22 13:15



Form1

ORGANICS VOLATILE REPORT

Sample Number: AD29415-004
Client Id: SB-4
Data File: 6M152100.D
Analysis Date: 03/16/22 00:00
Date Rec/Extracted: 03/14/22-NA
Column: DB-624 25M 0.200mm ID 1.12um film

Method: EPA 8260D
Matrix: Soil
Initial Vol: 5.78g
Final Vol: NA
Dilution: 0.865
Solids: 90

Units: mg/Kg

Cas #	Compound	RL	Conc	Cas #	Compound	RL	Conc
71-55-6	1,1,1-Trichloroethane	0.0019	U	75-15-0	Carbon Disulfide	0.0033	U
79-34-5	1,1,2,2-Tetrachloroethane	0.0019	U	56-23-5	Carbon Tetrachloride	0.0019	U
76-13-1	1,1,2-Trichloro-1,2,2-trifluor	0.0019	U	108-90-7	Chlorobenzene	0.0019	U
79-00-5	1,1,2-Trichloroethane	0.0019	U	75-00-3	Chloroethane	0.0019	U
75-34-3	1,1-Dichloroethane	0.0019	U	67-66-3	Chloroform	0.0019	U
75-35-4	1,1-Dichloroethene	0.0019	U	74-87-3	Chloromethane	0.0019	U
87-61-6	1,2,3-Trichlorobenzene	0.0019	U	156-59-2	cis-1,2-Dichloroethene	0.0019	U
120-82-1	1,2,4-Trichlorobenzene	0.0019	U	10061-01-5	cis-1,3-Dichloropropene	0.0019	U
95-63-6	1,2,4-Trimethylbenzene	0.00096	U	110-82-7	Cyclohexane	0.0019	U
96-12-8	1,2-Dibromo-3-Chloropropa	0.0019	U	124-48-1	Dibromochloromethane	0.0019	U
106-93-4	1,2-Dibromoethane	0.00096	U	75-71-8	Dichlorodifluoromethane	0.0019	U
95-50-1	1,2-Dichlorobenzene	0.0019	U	100-41-4	Ethylbenzene	0.00096	U
107-06-2	1,2-Dichloroethane	0.00096	U	98-82-8	Isopropylbenzene	0.00096	U
78-87-5	1,2-Dichloropropane	0.0019	U	79601-23-1	m&p-Xylenes	0.0012	U
108-67-8	1,3,5-Trimethylbenzene	0.00096	U	79-20-9	Methyl Acetate	0.0019	U
541-73-1	1,3-Dichlorobenzene	0.0019	U	108-87-2	Methylcyclohexane	0.0019	U
106-46-7	1,4-Dichlorobenzene	0.0019	U	75-09-2	Methylene Chloride	0.0019	U
123-91-1	1,4-Dioxane	0.096	U	1634-04-4	Methyl-t-butyl ether	0.00096	U
78-93-3	2-Butanone	0.0019	U	95-47-6	o-Xylene	0.00096	U
591-78-6	2-Hexanone	0.0019	U	100-42-5	Styrene	0.0019	U
108-10-1	4-Methyl-2-Pentanone	0.0019	U	127-18-4	Tetrachloroethene	0.0019	U
67-64-1	Acetone	0.0096	U	108-88-3	Toluene	0.00096	U
71-43-2	Benzene	0.00096	U	156-60-5	trans-1,2-Dichloroethene	0.0019	U
74-97-5	Bromochloromethane	0.0019	U	10061-02-6	trans-1,3-Dichloropropene	0.0019	U
75-27-4	Bromodichloromethane	0.0019	U	79-01-6	Trichloroethene	0.0019	U
75-25-2	Bromoform	0.0019	U	75-69-4	Trichlorofluoromethane	0.0019	U
74-83-9	Bromomethane	0.0019	U	75-01-4	Vinyl Chloride	0.0019	U
1330-20-7	Xylenes (Total)	0.00096	U				

Worksheet #: 632377 *Total Target Concentration* 0 ColumnID: (^) Indicates results from 2nd column

U - Indicates the compound was analyzed but not detected.
B - Indicates the analyte was found in the blank as well as in the sample.
E - Indicates the analyte concentration exceeds the calibration range of the instrument.
R - Retention Time Out
J - Indicates an estimated value when a compound is detected at less than the specified detection limit.
d - Pesticide %Diff>40% between columns due to coelution. Lower concentration usea
Chlordane (Total) is sum of a-Chlordane and y-Chlordane.

Quantitation Report (QT Reviewed) **2031407 0052**

SampleID : AD29415-004 Operator : JM Qt Meth : 6M_S0308.M
Data File: 6M152100.D Sam Mult : 1 Vial# : 11 Qt On : 03/15/22 23:13
Acq On : 03/16/22 00:00 Misc : S,5G!4 Qt Upd On: 03/09/22 13:15

Data Path : G:\GcMsData\2022\GCMS_6\Data\03-1522\
Qt Path : G:\GcMsData\2022\GCMS_6\MethodQt\
Qt Resp Via : Initial Calibration

Compound	R.T.	QIon	Response	Conc Units	Dev(Min)
Internal Standards					
4) Fluorobenzene	5.129	96	482643	30.00 ug/l	0.00
52) Chlorobenzene-d5	6.763	117	407090	30.00 ug/l	0.00
70) 1,4-Dichlorobenzene-d4	8.049	152	204693	30.00 ug/l	0.00
System Monitoring Compounds					
37) Dibromofluoromethane	4.733	111	151571	32.67 ug/l	0.00
Spiked Amount 30.000			Recovery	= 108.90%	
39) 1,2-Dichloroethane-d4	4.934	67	75682	31.93 ug/l	0.00
Spiked Amount 30.000			Recovery	= 106.43%	
66) Toluene-d8	5.983	98	456687	28.17 ug/l	0.00
Spiked Amount 30.000			Recovery	= 93.90%	
76) Bromofluorobenzene	7.391	174	147763	28.30 ug/l	0.00
Spiked Amount 30.000			Recovery	= 94.33%	
Target Compounds					Qvalue

(#) = qualifier out of range (m) = manual integration (+) = signals summed

TIC: 6M152100.D\data.ms

Quant QT Reviewed

SampleID : AD29415-004
Data File: 6M152100.D
Acq On : 03/16/22 00:00

Operator : JM
Sam Mult : 1 Vial# : 11
Misc : S,5G14

Qt Meth : 6M_S0308.M
Qt On : 03/15/22 23:13
Qt Upd On: 03/09/22 13:15



Form1

ORGANICS VOLATILE REPORT

Sample Number: AD29415-007
Client Id: TW-1
Data File: 1M159793.D
Analysis Date: 03/15/22 21:27
Date Rec/Extracted: 03/14/22-NA
Column: DB-624 25M 0.200mm ID 1.12um film

Method: EPA 8260D
Matrix: Aqueous
Initial Vol: 5ml
Final Vol: NA
Dilution: 1.00
Solids: 0

Units: ug/L

Cas #	Compound	RL	Conc	Cas #	Compound	RL	Conc
71-55-6	1,1,1-Trichloroethane	1.0	U	75-15-0	Carbon Disulfide	1.0	U
79-34-5	1,1,2,2-Tetrachloroethane	1.0	U	56-23-5	Carbon Tetrachloride	1.0	U
76-13-1	1,1,2-Trichloro-1,2,2-trifluor	1.0	U	108-90-7	Chlorobenzene	1.0	U
79-00-5	1,1,2-Trichloroethane	1.0	U	75-00-3	Chloroethane	1.0	U
75-34-3	1,1-Dichloroethane	1.0	U	67-66-3	Chloroform	2.0	U
75-35-4	1,1-Dichloroethene	1.0	U	74-87-3	Chloromethane	1.0	U
87-61-6	1,2,3-Trichlorobenzene	1.0	U	156-59-2	cis-1,2-Dichloroethene	1.0	U
120-82-1	1,2,4-Trichlorobenzene	1.0	U	10061-01-5	cis-1,3-Dichloropropene	1.0	U
95-63-6	1,2,4-Trimethylbenzene	1.0	U	110-82-7	Cyclohexane	1.0	U
96-12-8	1,2-Dibromo-3-Chloropropa	1.0	U	124-48-1	Dibromochloromethane	1.0	U
106-93-4	1,2-Dibromoethane	1.0	U	75-71-8	Dichlorodifluoromethane	1.0	U
95-50-1	1,2-Dichlorobenzene	1.0	U	100-41-4	Ethylbenzene	1.0	U
107-06-2	1,2-Dichloroethane	0.64	U	98-82-8	Isopropylbenzene	1.0	U
78-87-5	1,2-Dichloropropane	1.0	U	79601-23-1	m&p-Xylenes	1.0	U
108-67-8	1,3,5-Trimethylbenzene	1.0	U	79-20-9	Methyl Acetate	1.0	U
541-73-1	1,3-Dichlorobenzene	1.0	U	108-87-2	Methylcyclohexane	1.0	U
106-46-7	1,4-Dichlorobenzene	1.0	U	75-09-2	Methylene Chloride	1.0	U
123-91-1	1,4-Dioxane	50	U	1634-04-4	Methyl-t-butyl ether	0.50	U
78-93-3	2-Butanone	1.0	U	95-47-6	o-Xylene	1.0	U
591-78-6	2-Hexanone	1.0	U	100-42-5	Styrene	1.0	U
108-10-1	4-Methyl-2-Pentanone	1.0	U	127-18-4	Tetrachloroethene	1.0	U
67-64-1	Acetone	5.0	U	108-88-3	Toluene	1.0	U
71-43-2	Benzene	0.50	U	156-60-5	trans-1,2-Dichloroethene	1.0	U
74-97-5	Bromochloromethane	1.0	U	10061-02-6	trans-1,3-Dichloropropene	1.0	U
75-27-4	Bromodichloromethane	1.0	U	79-01-6	Trichloroethene	1.0	U
75-25-2	Bromoform	1.0	U	75-69-4	Trichlorofluoromethane	1.0	U
74-83-9	Bromomethane	1.0	U	75-01-4	Vinyl Chloride	1.0	U
1330-20-7	Xylenes (Total)	1.0	U				

Worksheet #: 632377

Total Target Concentration 0

ColumnID: (^) Indicates results from 2nd column

U - Indicates the compound was analyzed but not detected.
B - Indicates the analyte was found in the blank as well as in the sample.
E - Indicates the analyte concentration exceeds the calibration range of the instrument.
R - Retention Time Out
J - Indicates an estimated value when a compound is detected at less than the specified detection limit.
d - Pesticide %Diff>40% between columns due to coelution. Lower concentration usea
Chlordane (Total) is sum of a-Chlordane and y-Chlordane.

Quantitation Report (QT Reviewed) **2031407 0055**

SampleID : AD29415-007 Operator : JM Qt Meth : 1M_A0204.M
Data File: 1M159793.D Sam Mult : 1 Vial# : 7 Qt On : 03/15/22 20:38
Acq On : 03/15/22 21:27 Misc : A,5ML!1 Qt Upd On: 02/07/22 17:19

Data Path : G:\GcMsData\2022\GCMS_1\Data\03-15-22\
Qt Path : G:\GcMsData\2022\GCMS_1\MethodQt\
Qt Resp Via : Initial Calibration

Compound	R.T.	QIon	Response	Conc Units	Dev(Min)
Internal Standards					
4) Fluorobenzene	5.308	96	192525	30.00 ug/l	0.01
52) Chlorobenzene-d5	6.964	117	229596	30.00 ug/l	0.01
70) 1,4-Dichlorobenzene-d4	8.257	152	132881	30.00 ug/l	0.00
System Monitoring Compounds					
37) Dibromofluoromethane	4.916	111	61285	32.36 ug/l	0.02
Spiked Amount 30.000			Recovery	= 107.87%	
39) 1,2-Dichloroethane-d4	5.119	67	31707	34.59 ug/l	0.01
Spiked Amount 30.000			Recovery	= 115.30%	
66) Toluene-d8	6.173	98	229404	25.59 ug/l	0.01
Spiked Amount 30.000			Recovery	= 85.30%	
76) Bromofluorobenzene	7.601	174	106599	33.01 ug/l	0.00
Spiked Amount 30.000			Recovery	= 110.03%	

Target Compounds Qvalue

(#) = qualifier out of range (m) = manual integration (+) = signals summed


Abundance
TIC: 1M159793.D\data.ms
Quant QT Reviewed
SampleID : AD29415-007
Data File: 1M159793.D
Acq On : 03/15/22 21:27
Operator : JM
Sam Mult : 1 Vial# : 7
Misc : A,5ML;1
Qt Meth : 1M_A0204.M
Qt On : 03/15/22 20:38
Qt Upd On: 02/07/22 17:19
Dibromofluoromethane,S
1,2-Dichloroethane-d4,S
Fluorobenzene,I
Toluene-d8,S
Chlorobenzene-d5,I
Bromofluorobenzene,S
1,4-Dichlorobenzene-d4,I
Time-->

Form1

ORGANICS VOLATILE REPORT

Sample Number: AD29415-008
Client Id: TW-2
Data File: 1M159794.D
Analysis Date: 03/15/22 21:49
Date Rec/Extracted: 03/14/22-NA
Column: DB-624 25M 0.200mm ID 1.12um film

Method: EPA 8260D
Matrix: Aqueous
Initial Vol: 5ml
Final Vol: NA
Dilution: 1.00
Solids: 0

Units: ug/L

Cas #	Compound	RL	Conc	Cas #	Compound	RL	Conc
71-55-6	1,1,1-Trichloroethane	1.0	U	75-15-0	Carbon Disulfide	1.0	U
79-34-5	1,1,2,2-Tetrachloroethane	1.0	U	56-23-5	Carbon Tetrachloride	1.0	U
76-13-1	1,1,2-Trichloro-1,2,2-trifluor	1.0	U	108-90-7	Chlorobenzene	1.0	U
79-00-5	1,1,2-Trichloroethane	1.0	U	75-00-3	Chloroethane	1.0	U
75-34-3	1,1-Dichloroethane	1.0	U	67-66-3	Chloroform	2.0	U
75-35-4	1,1-Dichloroethene	1.0	U	74-87-3	Chloromethane	1.0	U
87-61-6	1,2,3-Trichlorobenzene	1.0	U	156-59-2	cis-1,2-Dichloroethene	1.0	U
120-82-1	1,2,4-Trichlorobenzene	1.0	U	10061-01-5	cis-1,3-Dichloropropene	1.0	U
95-63-6	1,2,4-Trimethylbenzene	1.0	U	110-82-7	Cyclohexane	1.0	U
96-12-8	1,2-Dibromo-3-Chloropropa	1.0	U	124-48-1	Dibromochloromethane	1.0	U
106-93-4	1,2-Dibromoethane	1.0	U	75-71-8	Dichlorodifluoromethane	1.0	U
95-50-1	1,2-Dichlorobenzene	1.0	U	100-41-4	Ethylbenzene	1.0	U
107-06-2	1,2-Dichloroethane	0.64	U	98-82-8	Isopropylbenzene	1.0	U
78-87-5	1,2-Dichloropropane	1.0	U	79601-23-1	m&p-Xylenes	1.0	U
108-67-8	1,3,5-Trimethylbenzene	1.0	U	79-20-9	Methyl Acetate	1.0	U
541-73-1	1,3-Dichlorobenzene	1.0	U	108-87-2	Methylcyclohexane	1.0	U
106-46-7	1,4-Dichlorobenzene	1.0	U	75-09-2	Methylene Chloride	1.0	U
123-91-1	1,4-Dioxane	50	U	1634-04-4	Methyl-t-butyl ether	0.50	U
78-93-3	2-Butanone	1.0	U	95-47-6	o-Xylene	1.0	U
591-78-6	2-Hexanone	1.0	U	100-42-5	Styrene	1.0	U
108-10-1	4-Methyl-2-Pentanone	1.0	U	127-18-4	Tetrachloroethene	1.0	U
67-64-1	Acetone	5.0	U	108-88-3	Toluene	1.0	U
71-43-2	Benzene	0.50	U	156-60-5	trans-1,2-Dichloroethene	1.0	U
74-97-5	Bromochloromethane	1.0	U	10061-02-6	trans-1,3-Dichloropropene	1.0	U
75-27-4	Bromodichloromethane	1.0	U	79-01-6	Trichloroethene	1.0	U
75-25-2	Bromoform	1.0	U	75-69-4	Trichlorofluoromethane	1.0	U
74-83-9	Bromomethane	1.0	U	75-01-4	Vinyl Chloride	1.0	U
1330-20-7	Xylenes (Total)	1.0	U				

Worksheet #: 632377 ***Total Target Concentration*** 0 ColumnID: (^) Indicates results from 2nd column

U - Indicates the compound was analyzed but not detected.
B - Indicates the analyte was found in the blank as well as in the sample.
E - Indicates the analyte concentration exceeds the calibration range of the instrument.
R - Retention Time Out
J - Indicates an estimated value when a compound is detected at less than the specified detection limit.
d - Pesticide %Diff>40% between columns due to coelution. Lower concentration used
Chlordane (Total) is sum of a-Chlordane and y-Chlordane.

Quantitation Report (QT Reviewed) **2031407 0058**

SampleID : AD29415-008 Operator : JM Qt Meth : 1M_A0204.M
Data File: 1M159794.D Sam Mult : 1 Vial# : 8 Qt On : 03/15/22 21:16
Acq On : 03/15/22 21:49 Misc : A,5ML!1 Qt Upd On: 02/07/22 17:19

Data Path : G:\GcMsData\2022\GCMS_1\Data\03-15-22\
Qt Path : G:\GcMsData\2022\GCMS_1\MethodQt\
Qt Resp Via : Initial Calibration

Compound	R.T.	QIon	Response	Conc Units	Dev(Min)
Internal Standards					
4) Fluorobenzene	5.311	96	193342	30.00 ug/l	0.01
52) Chlorobenzene-d5	6.964	117	225249	30.00 ug/l	0.01
70) 1,4-Dichlorobenzene-d4	8.257	152	123913	30.00 ug/l	0.00
System Monitoring Compounds					
37) Dibromofluoromethane	4.913	111	59632	31.36 ug/l	0.01
Spiked Amount 30.000			Recovery	= 104.53%	
39) 1,2-Dichloroethane-d4	5.118	67	30198	32.80 ug/l	0.01
Spiked Amount 30.000			Recovery	= 109.33%	
66) Toluene-d8	6.173	98	230329	26.19 ug/l	0.01
Spiked Amount 30.000			Recovery	= 87.30%	
76) Bromofluorobenzene	7.597	174	101117	33.58 ug/l	0.00
Spiked Amount 30.000			Recovery	= 111.93%	

Target Compounds Qvalue

(#) = qualifier out of range (m) = manual integration (+) = signals summed

TIC: 1M159794.D\data.ms

Quant QT Reviewed

SampleID : AD29415-008
Data File: 1M159794.D
Acq On : 03/15/22 21:49

Operator : JM
Sam Mult : 1 Vial# : 8
Misc : A,5ML;1

Qt Meth : 1M_A0204.M
Qt On : 03/15/22 21:16
Qt Upd On: 02/07/22 17:19



Form1

ORGANICS VOLATILE REPORT

Sample Number: AD29415-009
Client Id: TW-3
Data File: 8M556284.D
Analysis Date: 03/16/22 17:42
Date Rec/Extracted: 03/14/22-NA
Column: DB-624 25M 0.200mm ID 1.12um film

Method: EPA 8260D
Matrix: Aqueous
Initial Vol: 5ml
Final Vol: NA
Dilution: 1.00
Solids: 0

Units: ug/L

Cas #	Compound	RL	Conc	Cas #	Compound	RL	Conc
71-55-6	1,1,1-Trichloroethane	1.0	U	75-15-0	Carbon Disulfide	1.0	U
79-34-5	1,1,2,2-Tetrachloroethane	1.0	U	56-23-5	Carbon Tetrachloride	1.0	U
76-13-1	1,1,2-Trichloro-1,2,2-trifluor	1.0	U	108-90-7	Chlorobenzene	1.0	U
79-00-5	1,1,2-Trichloroethane	1.0	U	75-00-3	Chloroethane	1.0	U
75-34-3	1,1-Dichloroethane	1.0	U	67-66-3	Chloroform	2.0	U
75-35-4	1,1-Dichloroethene	1.0	U	74-87-3	Chloromethane	1.0	U
87-61-6	1,2,3-Trichlorobenzene	1.0	U	156-59-2	cis-1,2-Dichloroethene	1.0	U
120-82-1	1,2,4-Trichlorobenzene	1.0	U	10061-01-5	cis-1,3-Dichloropropene	1.0	U
95-63-6	1,2,4-Trimethylbenzene	1.0	U	110-82-7	Cyclohexane	1.0	U
96-12-8	1,2-Dibromo-3-Chloropropa	1.0	U	124-48-1	Dibromochloromethane	1.0	U
106-93-4	1,2-Dibromoethane	1.0	U	75-71-8	Dichlorodifluoromethane	1.0	U
95-50-1	1,2-Dichlorobenzene	1.0	U	100-41-4	Ethylbenzene	1.0	U
107-06-2	1,2-Dichloroethane	0.64	U	98-82-8	Isopropylbenzene	1.0	U
78-87-5	1,2-Dichloropropane	1.0	U	79601-23-1	m&p-Xylenes	1.0	U
108-67-8	1,3,5-Trimethylbenzene	1.0	U	79-20-9	Methyl Acetate	1.0	U
541-73-1	1,3-Dichlorobenzene	1.0	U	108-87-2	Methylcyclohexane	1.0	U
106-46-7	1,4-Dichlorobenzene	1.0	U	75-09-2	Methylene Chloride	1.0	U
123-91-1	1,4-Dioxane	50	U	1634-04-4	Methyl-t-butyl ether	0.50	U
78-93-3	2-Butanone	1.0	U	95-47-6	o-Xylene	1.0	U
591-78-6	2-Hexanone	1.0	U	100-42-5	Styrene	1.0	U
108-10-1	4-Methyl-2-Pentanone	1.0	U	127-18-4	Tetrachloroethene	1.0	U
67-64-1	Acetone	5.0	U	108-88-3	Toluene	1.0	U
71-43-2	Benzene	0.50	U	156-60-5	trans-1,2-Dichloroethene	1.0	U
74-97-5	Bromochloromethane	1.0	U	10061-02-6	trans-1,3-Dichloropropene	1.0	U
75-27-4	Bromodichloromethane	1.0	U	79-01-6	Trichloroethene	1.0	U
75-25-2	Bromoform	1.0	U	75-69-4	Trichlorofluoromethane	1.0	U
74-83-9	Bromomethane	1.0	U	75-01-4	Vinyl Chloride	1.0	U
1330-20-7	Xylenes (Total)	1.0	U				

Worksheet #: 632377 ***Total Target Concentration*** 0 ColumnID: (^) Indicates results from 2nd column

U - Indicates the compound was analyzed but not detected.
B - Indicates the analyte was found in the blank as well as in the sample.
E - Indicates the analyte concentration exceeds the calibration range of the instrument.
R - Retention Time Out
J - Indicates an estimated value when a compound is detected at less than the specified detection limit.
d - Pesticide %Diff>40% between columns due to coelution. Lower concentration used
Chlordane (Total) is sum of a-Chlordane and y-Chlordane.

Quantitation Report (QT Reviewed)

SampleID : AD29415-009 Operator : SG Qt Meth : 8M_A0302.M
Data File: 8M556284.D Sam Mult : 1 Vial# : 9 Qt On : 03/16/22 16:59
Acq On : 03/16/22 17:42 Misc : A,5ML!1 Qt Upd On: 03/03/22 17:18

Data Path : G:\GcMsData\2022\GCMS_8\Data\03-16-22\
Qt Path : G:\GcMsData\2022\GCMS_8\MethodQt\
Qt Resp Via : Initial Calibration

Compound	R.T.	QIon	Response	Conc	Units	Dev(Min)
Internal Standards						
4) Fluorobenzene	5.082	96	477448	30.00	ug/l	0.00
52) Chlorobenzene-d5	6.754	117	501182	30.00	ug/l	0.00
70) 1,4-Dichlorobenzene-d4	8.021	152	285976	30.00	ug/l	0.00
System Monitoring Compounds						
37) Dibromofluoromethane	4.661	111	147164	31.31	ug/l	0.00
Spiked Amount 30.000			Recovery = 104.37%			
39) 1,2-Dichloroethane-d4	4.883	67	78949	32.47	ug/l	0.00
Spiked Amount 30.000			Recovery = 108.23%			
66) Toluene-d8	5.963	98	536123	27.97	ug/l	0.00
Spiked Amount 30.000			Recovery = 93.23%			
76) Bromofluorobenzene	7.381	174	228367	30.26	ug/l	0.00
Spiked Amount 30.000			Recovery = 100.87%			

Target Compounds Qvalue

(#) = qualifier out of range (m) = manual integration (+) = signals summed

TIC: 8M556284.D\data.ms

Quant QT Reviewed

SampleID : AD29415-009
Data File: 8M556284.D
Acq On : 03/16/22 17:42

Operator : SG
Sam Mult : 1 Vial# : 9
Misc : A,5ML;1

Qt Meth : 8M_A0302.M
Qt On : 03/16/22 16:59
Qt Upd On: 03/03/22 17:18



Form1

ORGANICS VOLATILE REPORT

Sample Number: DAILY BLANK
Client Id:
Data File: 1M159768.D
Analysis Date: 03/15/22 12:28
Date Rec/Extracted:
Column: DB-624 25M 0.200mm ID 1.12um film

Method: EPA 8260D
Matrix: Aqueous
Initial Vol: 5ml
Final Vol: NA
Dilution: 1.00
Solids: 0

Units: ug/L

Cas #	Compound	RL	Conc	Cas #	Compound	RL	Conc
71-55-6	1,1,1-Trichloroethane	1.0	U	75-15-0	Carbon Disulfide	1.0	U
79-34-5	1,1,2,2-Tetrachloroethane	1.0	U	56-23-5	Carbon Tetrachloride	1.0	U
76-13-1	1,1,2-Trichloro-1,2,2-trifluor	1.0	U	108-90-7	Chlorobenzene	1.0	U
79-00-5	1,1,2-Trichloroethane	1.0	U	75-00-3	Chloroethane	1.0	U
75-34-3	1,1-Dichloroethane	1.0	U	67-66-3	Chloroform	2.0	U
75-35-4	1,1-Dichloroethene	1.0	U	74-87-3	Chloromethane	1.0	U
87-61-6	1,2,3-Trichlorobenzene	1.0	U	156-59-2	cis-1,2-Dichloroethene	1.0	U
120-82-1	1,2,4-Trichlorobenzene	1.0	U	10061-01-5	cis-1,3-Dichloropropene	1.0	U
95-63-6	1,2,4-Trimethylbenzene	1.0	U	110-82-7	Cyclohexane	1.0	U
96-12-8	1,2-Dibromo-3-Chloropropa	1.0	U	124-48-1	Dibromochloromethane	1.0	U
106-93-4	1,2-Dibromoethane	1.0	U	75-71-8	Dichlorodifluoromethane	1.0	U
95-50-1	1,2-Dichlorobenzene	1.0	U	100-41-4	Ethylbenzene	1.0	U
107-06-2	1,2-Dichloroethane	0.64	U	98-82-8	Isopropylbenzene	1.0	U
78-87-5	1,2-Dichloropropane	1.0	U	79601-23-1	m&p-Xylenes	1.0	U
108-67-8	1,3,5-Trimethylbenzene	1.0	U	79-20-9	Methyl Acetate	1.0	U
541-73-1	1,3-Dichlorobenzene	1.0	U	108-87-2	Methylcyclohexane	1.0	U
106-46-7	1,4-Dichlorobenzene	1.0	U	75-09-2	Methylene Chloride	1.0	U
123-91-1	1,4-Dioxane	50	U	1634-04-4	Methyl-t-butyl ether	0.50	U
78-93-3	2-Butanone	1.0	U	95-47-6	o-Xylene	1.0	U
591-78-6	2-Hexanone	1.0	U	100-42-5	Styrene	1.0	U
108-10-1	4-Methyl-2-Pentanone	1.0	U	127-18-4	Tetrachloroethene	1.0	U
67-64-1	Acetone	5.0	U	108-88-3	Toluene	1.0	U
71-43-2	Benzene	0.50	U	156-60-5	trans-1,2-Dichloroethene	1.0	U
74-97-5	Bromochloromethane	1.0	U	10061-02-6	trans-1,3-Dichloropropene	1.0	U
75-27-4	Bromodichloromethane	1.0	U	79-01-6	Trichloroethene	1.0	U
75-25-2	Bromoform	1.0	U	75-69-4	Trichlorofluoromethane	1.0	U
74-83-9	Bromomethane	1.0	U	75-01-4	Vinyl Chloride	1.0	U

Worksheet #: 632377

Total Target Concentration 0

ColumnID: (^) Indicates results from 2nd column

U - Indicates the compound was analyzed but not detected.
B - Indicates the analyte was found in the blank as well as in the sample.
E - Indicates the analyte concentration exceeds the calibration range of the instrument.
R - Retention Time Out
J - Indicates an estimated value when a compound is detected at less than the specified detection limit.
d - Pesticide %Diff>40% between columns due to coelution. Lower concentration used
Chlordane (Total) is sum of a-Chlordane and y-Chlordane.

Quantitation Report (QT Reviewed) **2031407 0064**

SampleID : DAILY BLANK
Data File: 1M159768.D
Acq On : 03/15/22 12:28

Operator : JM
Sam Mult : 1 Vial# : 9
Misc : A,5ML

Qt Meth : 1M_A0204.M
Qt On : 03/15/22 11:45
Qt Upd On: 02/07/22 17:19

Data Path : G:\GcMsData\2022\GCMS_1\Data\03-15-22\
Qt Path : G:\GcMsData\2022\GCMS_1\MethodQt\
Qt Resp Via : Initial Calibration

Compound	R.T.	QIon	Response	Conc Units	Dev(Min)
Internal Standards					
4) Fluorobenzene	5.308	96	163524	30.00 ug/l	0.01
52) Chlorobenzene-d5	6.961	117	188362	30.00 ug/l	0.00
70) 1,4-Dichlorobenzene-d4	8.256	152	110947	30.00 ug/l	0.00
System Monitoring Compounds					
37) Dibromofluoromethane	4.916	111	50424	31.35 ug/l	0.01
Spiked Amount 30.000			Recovery	= 104.50%	
39) 1,2-Dichloroethane-d4	5.118	67	26211	33.67 ug/l	0.01
Spiked Amount 30.000			Recovery	= 112.23%	
66) Toluene-d8	6.173	98	195887	26.63 ug/l	0.01
Spiked Amount 30.000			Recovery	= 88.77%	
76) Bromofluorobenzene	7.597	174	87413m	32.42 ug/l	0.00
Spiked Amount 30.000			Recovery	= 108.07%	

Target Compounds Qvalue

(#) = qualifier out of range (m) = manual integration (+) = signals summed

TIC: 1M159768.D\data.ms

Quant QT Reviewed

SampleID : DAILY BLANK
Data File: 1M159768.D
Acq On : 03/15/22 12:28

Operator : JM
Sam Mult : 1 Vial# : 9
Misc : A,5ML

Qt Meth : 1M_A0204.M
Qt On : 03/15/22 11:45
Qt Upd On: 02/07/22 17:19



Form1

ORGANICS VOLATILE REPORT

Sample Number: DAILY BLANK
Client Id:
Data File: 6M152098.D
Analysis Date: 03/15/22 23:18
Date Rec/Extracted:
Column: DB-624 25M 0.200mm ID 1.12um film

Method: EPA 8260D
Matrix: Soil
Initial Vol: 5g
Final Vol: NA
Dilution: 1.00
Solids: 100

Units: mg/Kg

Cas #	Compound	RL	Conc	Cas #	Compound	RL	Conc
71-55-6	1,1,1-Trichloroethane	0.0020	U	75-15-0	Carbon Disulfide	0.0034	U
79-34-5	1,1,2,2-Tetrachloroethane	0.0020	U	56-23-5	Carbon Tetrachloride	0.0020	U
76-13-1	1,1,2-Trichloro-1,2,2-trifluor	0.0020	U	108-90-7	Chlorobenzene	0.0020	U
79-00-5	1,1,2-Trichloroethane	0.0020	U	75-00-3	Chloroethane	0.0020	U
75-34-3	1,1-Dichloroethane	0.0020	U	67-66-3	Chloroform	0.0020	U
75-35-4	1,1-Dichloroethene	0.0020	U	74-87-3	Chloromethane	0.0020	U
87-61-6	1,2,3-Trichlorobenzene	0.0020	U	156-59-2	cis-1,2-Dichloroethene	0.0020	U
120-82-1	1,2,4-Trichlorobenzene	0.0020	U	10061-01-5	cis-1,3-Dichloropropene	0.0020	U
95-63-6	1,2,4-Trimethylbenzene	0.0010	U	110-82-7	Cyclohexane	0.0020	U
96-12-8	1,2-Dibromo-3-Chloropropa	0.0020	U	124-48-1	Dibromochloromethane	0.0020	U
106-93-4	1,2-Dibromoethane	0.0010	U	75-71-8	Dichlorodifluoromethane	0.0020	U
95-50-1	1,2-Dichlorobenzene	0.0020	U	100-41-4	Ethylbenzene	0.0010	U
107-06-2	1,2-Dichloroethane	0.0010	U	98-82-8	Isopropylbenzene	0.0010	U
78-87-5	1,2-Dichloropropane	0.0020	U	79601-23-1	m&p-Xylenes	0.0012	U
108-67-8	1,3,5-Trimethylbenzene	0.0010	U	79-20-9	Methyl Acetate	0.0020	U
541-73-1	1,3-Dichlorobenzene	0.0020	U	108-87-2	Methylcyclohexane	0.0020	U
106-46-7	1,4-Dichlorobenzene	0.0020	U	75-09-2	Methylene Chloride	0.0020	U
123-91-1	1,4-Dioxane	0.10	U	1634-04-4	Methyl-t-butyl ether	0.0010	U
78-93-3	2-Butanone	0.0020	U	95-47-6	o-Xylene	0.0010	U
591-78-6	2-Hexanone	0.0020	U	100-42-5	Styrene	0.0020	U
108-10-1	4-Methyl-2-Pentanone	0.0020	U	127-18-4	Tetrachloroethene	0.0020	U
67-64-1	Acetone	0.010	U	108-88-3	Toluene	0.0010	U
71-43-2	Benzene	0.0010	U	156-60-5	trans-1,2-Dichloroethene	0.0020	U
74-97-5	Bromochloromethane	0.0020	U	10061-02-6	trans-1,3-Dichloropropene	0.0020	U
75-27-4	Bromodichloromethane	0.0020	U	79-01-6	Trichloroethene	0.0020	U
75-25-2	Bromoform	0.0020	U	75-69-4	Trichlorofluoromethane	0.0020	U
74-83-9	Bromomethane	0.0020	U	75-01-4	Vinyl Chloride	0.0020	U

Worksheet #: 632377 ***Total Target Concentration*** 0 ColumnID: (^) Indicates results from 2nd column

U - Indicates the compound was analyzed but not detected.
B - Indicates the analyte was found in the blank as well as in the sample.
E - Indicates the analyte concentration exceeds the calibration range of the instrument.
R - Retention Time Out
J - Indicates an estimated value when a compound is detected at less than the specified detection limit.
d - Pesticide %Diff>40% between columns due to coelution. Lower concentration used
Chlordane (Total) is sum of a-Chlordane and y-Chlordane.

Quantitation Report (QT Reviewed) **2031407 0067**

SampleID : DAILY BLANK Operator : JM Qt Meth : 6M_S0308.M
Data File: 6M152098.D Sam Mult : 1 Vial# : 9 Qt On : 03/15/22 22:36
Acq On : 03/15/22 23:18 Misc : S,5G Qt Upd On: 03/09/22 13:15

Data Path : G:\GcMsData\2022\GCMS_6\Data\03-1522\
Qt Path : G:\GcMsData\2022\GCMS_6\MethodQt\
Qt Resp Via : Initial Calibration

Compound	R.T.	QIon	Response	Conc Units	Dev(Min)
Internal Standards					
4) Fluorobenzene	5.129	96	486589	30.00 ug/l	0.00
52) Chlorobenzene-d5	6.763	117	416621	30.00 ug/l	0.00
70) 1,4-Dichlorobenzene-d4	8.049	152	218633	30.00 ug/l	0.00
System Monitoring Compounds					
37) Dibromofluoromethane	4.733	111	155449	33.24 ug/l	0.00
Spiked Amount 30.000			Recovery	= 110.80%	
39) 1,2-Dichloroethane-d4	4.934	67	75097	31.43 ug/l	0.00
Spiked Amount 30.000			Recovery	= 104.77%	
66) Toluene-d8	5.983	98	471691	28.43 ug/l	0.00
Spiked Amount 30.000			Recovery	= 94.77%	
76) Bromofluorobenzene	7.391	174	152483	27.34 ug/l	0.00
Spiked Amount 30.000			Recovery	= 91.13%	

Target Compounds Qvalue

(#) = qualifier out of range (m) = manual integration (+) = signals summed

TIC: 6M152098.D\data.ms

Quant QT Reviewed

SampleID : DAILY BLANK
Data File: 6M152098.D
Acq On : 03/15/22 23:18

Operator : JM
Sam Mult : 1 Vial# : 9
Misc : S,5G

Qt Meth : 6M_S0308.M
Qt On : 03/15/22 22:36
Qt Upd On: 03/09/22 13:15



Form1

ORGANICS VOLATILE REPORT

Sample Number: DAILY BLANK
Client Id:
Data File: 8M556281.D
Analysis Date: 03/16/22 16:47
Date Rec/Extracted:
Column: DB-624 25M 0.200mm ID 1.12um film

Method: EPA 8260D
Matrix: Aqueous
Initial Vol: 5ml
Final Vol: NA
Dilution: 1.00
Solids: 0

Units: ug/L

Cas #	Compound	RL	Conc	Cas #	Compound	RL	Conc
71-55-6	1,1,1-Trichloroethane	1.0	U	75-15-0	Carbon Disulfide	1.0	U
79-34-5	1,1,2,2-Tetrachloroethane	1.0	U	56-23-5	Carbon Tetrachloride	1.0	U
76-13-1	1,1,2-Trichloro-1,2,2-trifluor	1.0	U	108-90-7	Chlorobenzene	1.0	U
79-00-5	1,1,2-Trichloroethane	1.0	U	75-00-3	Chloroethane	1.0	U
75-34-3	1,1-Dichloroethane	1.0	U	67-66-3	Chloroform	2.0	U
75-35-4	1,1-Dichloroethene	1.0	U	74-87-3	Chloromethane	1.0	U
87-61-6	1,2,3-Trichlorobenzene	1.0	U	156-59-2	cis-1,2-Dichloroethene	1.0	U
120-82-1	1,2,4-Trichlorobenzene	1.0	U	10061-01-5	cis-1,3-Dichloropropene	1.0	U
95-63-6	1,2,4-Trimethylbenzene	1.0	U	110-82-7	Cyclohexane	1.0	U
96-12-8	1,2-Dibromo-3-Chloropropa	1.0	U	124-48-1	Dibromochloromethane	1.0	U
106-93-4	1,2-Dibromoethane	1.0	U	75-71-8	Dichlorodifluoromethane	1.0	U
95-50-1	1,2-Dichlorobenzene	1.0	U	100-41-4	Ethylbenzene	1.0	U
107-06-2	1,2-Dichloroethane	0.64	U	98-82-8	Isopropylbenzene	1.0	U
78-87-5	1,2-Dichloropropane	1.0	U	79601-23-1	m&p-Xylenes	1.0	U
108-67-8	1,3,5-Trimethylbenzene	1.0	U	79-20-9	Methyl Acetate	1.0	U
541-73-1	1,3-Dichlorobenzene	1.0	U	108-87-2	Methylcyclohexane	1.0	U
106-46-7	1,4-Dichlorobenzene	1.0	U	75-09-2	Methylene Chloride	1.0	U
123-91-1	1,4-Dioxane	50	U	1634-04-4	Methyl-t-butyl ether	0.50	U
78-93-3	2-Butanone	1.0	U	95-47-6	o-Xylene	1.0	U
591-78-6	2-Hexanone	1.0	U	100-42-5	Styrene	1.0	U
108-10-1	4-Methyl-2-Pentanone	1.0	U	127-18-4	Tetrachloroethene	1.0	U
67-64-1	Acetone	5.0	U	108-88-3	Toluene	1.0	U
71-43-2	Benzene	0.50	U	156-60-5	trans-1,2-Dichloroethene	1.0	U
74-97-5	Bromochloromethane	1.0	U	10061-02-6	trans-1,3-Dichloropropene	1.0	U
75-27-4	Bromodichloromethane	1.0	U	79-01-6	Trichloroethene	1.0	U
75-25-2	Bromoform	1.0	U	75-69-4	Trichlorofluoromethane	1.0	U
74-83-9	Bromomethane	1.0	U	75-01-4	Vinyl Chloride	1.0	U

Worksheet #: 632377

Total Target Concentration 0

ColumnID: (^) Indicates results from 2nd column

U - Indicates the compound was analyzed but not detected.
B - Indicates the analyte was found in the blank as well as in the sample.
E - Indicates the analyte concentration exceeds the calibration range of the instrument.

R - Retention Time Out
J - Indicates an estimated value when a compound is detected at less than the specified detection limit.
d - Pesticide %Diff>40% between columns due to coelution. Lower concentration usea
Chlordane (Total) is sum of a-Chlordane and y-Chlordane.

Quantitation Report (QT Reviewed) **2031407 0070**

SampleID : DAILY BLANK
Data File: 8M556281.D
Acq On : 03/16/22 16:47

Operator : SG
Sam Mult : 1 Vial# : 6
Misc : A,5ML

Qt Meth : 8M_A0302.M
Qt On : 03/16/22 16:19
Qt Upd On: 03/03/22 17:18

Data Path : G:\GcMsData\2022\GCMS_8\Data\03-16-22\
Qt Path : G:\GcMsData\2022\GCMS_8\MethodQt\
Qt Resp Via : Initial Calibration

Compound	R.T.	QIon	Response	Conc	Units	Dev(Min)
Internal Standards						
4) Fluorobenzene	5.082	96	493461	30.00	ug/l	0.00
52) Chlorobenzene-d5	6.751	117	514874	30.00	ug/l	0.00
70) 1,4-Dichlorobenzene-d4	8.018	152	294685	30.00	ug/l	0.00
System Monitoring Compounds						
37) Dibromofluoromethane	4.661	111	151306	31.14	ug/l	0.00
Spiked Amount 30.000			Recovery = 103.80%			
39) 1,2-Dichloroethane-d4	4.880	67	82182	32.70	ug/l	0.00
Spiked Amount 30.000			Recovery = 109.00%			
66) Toluene-d8	5.963	98	551686	28.02	ug/l	0.00
Spiked Amount 30.000			Recovery = 93.40%			
76) Bromofluorobenzene	7.381	174	232759	29.93	ug/l	0.00
Spiked Amount 30.000			Recovery = 99.77%			
Target Compounds						Qvalue

(#) = qualifier out of range (m) = manual integration (+) = signals summed

TIC: 8M556281.D\data.ms

Quant QT Reviewed

SampleID : DAILY BLANK
Data File: 8M556281.D
Acq On : 03/16/22 16:47

Operator : SG
Sam Mult : 1 Vial# : 6
Misc : A,5ML

Qt Meth : 8M_A0302.M
Qt On : 03/16/22 16:19
Qt Upd On: 03/03/22 17:18



FORM2

Surrogate Recovery

Method: EPA 8260D

Dfile	Sample#	Matrix	Date/Time	Surr Dil	Dilute Out Flag	Column1 S1 Recov	Column1 S2 Recov	Column1 S3 Recov	Column1 S4 Recov	Column0 S5 Recov	Column0 S6 Recov
1M159768.D	DAILY BLANK	A	03/15/22 12:28	1		104	112	89	108		
6M152098.D	DAILY BLANK	S	03/15/22 23:18	1		111	105	95	91		
8M556281.D	DAILY BLANK	A	03/16/22 16:47	1		104	109	93	100		
6M152123.D	AD29415-001	S	03/16/22 07:59	1		111	107	94	94		
6M152121.D	AD29415-002	S	03/16/22 07:18	1		113	110	103	111		
6M152122.D	AD29415-003	S	03/16/22 07:39	1		115	109	103	108		
6M152100.D	AD29415-004	S	03/16/22 00:00	1		109	106	94	94		
1M159793.D	AD29415-007	A	03/15/22 21:27	1		108	115	85	110		
1M159794.D	AD29415-008	A	03/15/22 21:49	1		105	109	87	112		
8M556284.D	AD29415-009	A	03/16/22 17:42	1		104	108	93	101		
1M159769.D	AD29296-001(50X)(T)	A	03/15/22 12:50	1		110	117	86	109		
1M159770.D	MBS99685	A	03/15/22 13:11	1		109	111	89	109		
1M159773.D	AD29296-001(50X)(T:M	A	03/15/22 14:16	1		110	114	86	106		
1M159774.D	AD29296-001(50X)(T:M	A	03/15/22 14:37	1		107	111	88	106		
6M152099.D	AD29301-013	S	03/15/22 23:39	1		112	107	96	103		
6M152101.D	MBS99689	S	03/16/22 00:21	1		93	91	101	99		
6M152102.D	AD29301-013(MS)	S	03/16/22 00:41	1		95	92	105	106		
6M152103.D	AD29301-013(MSD)	S	03/16/22 01:02	1		95	90	104	105		
8M556283.D	AD29465-001	A	03/16/22 17:24	1		104	107	93	102		
8M556288.D	MBS99694	A	03/16/22 18:57	1		103	102	88	104		
8M556290.D	AD29465-001(MS)	A	03/16/22 19:33	1		103	101	91	102		
8M556291.D	AD29465-001(MSD)	A	03/16/22 19:51	1		109	104	99	103		

Flags: SD=Surrogate diluted out
*=Surrogate out

Method: EPA 8260D

Soil Laboratory Limits

Compound	Spike Amt	Limits
S1=Dibromofluoromethane	30	63-140
S2=1,2-Dichloroethane-d4	30	63-143
S3=Toluene-d8	30	68-122
S4=Bromofluorobenzene	30	64-129

Aqueous Laboratory Limits

Compound	Spike Amt	Limits
S1=Dibromofluoromethane	30	73-131
S2=1,2-Dichloroethane-d4	30	78-128
S3=Toluene-d8	30	79-111
S4=Bromofluorobenzene	30	82-112

Form3
Recovery Data Laboratory Limits
QC Batch: MBS99685

	Data File	Sample ID:	Analysis Date
Spike or Dup:	1M159770.D	MBS99685	3/15/2022 1:11:00 PM
Non Spike(If applicable):			
Inst Blank(If applicable):			

Method: 8260D Matrix: Aqueous Units: ug/L QC Type: MBS

Analyte:	Col	Spike Conc	Sample Conc	Expected Conc	Recovery	Lower Limit	Upper Limit
Chlorodifluoromethane	1	16.891	0	20	84	50	150
Dichlorodifluoromethane	1	26.1573	0	20	131	50	150
Chloromethane	1	20.1655	0	20	101	50	150
Bromomethane	1	14.1878	0	20	71	50	150
Vinyl Chloride	1	20.0484	0	20	100	50	150
Chloroethane	1	18.3509	0	20	92	50	150
Trichlorofluoromethane	1	20.9468	0	20	105	50	150
Ethyl ether	1	18.2853	0	20	91	50	150
Furan	1	18.3127	0	20	92	50	150
1,1,2-Trichloro-1,2,2-trifluoroethane	1	19.1643	0	20	96	50	150
Methylene Chloride	1	18.8743	0	20	94	70	130
Acrolein	1	167.834	0	100	168*	50	150
Acrylonitrile	1	25.6114	0	20	128	50	150
Iodomethane	1	9.3071	0	20	47*	50	150
Acetone	1	152.0028	0	100	152*	50	150
Carbon Disulfide	1	18.2773	0	20	91	50	150
t-Butyl Alcohol	1	119.5231	0	100	120	50	150
n-Hexane	1	19.4898	0	20	97	70	130
Di-isopropyl-ether	1	20.5701	0	20	103	70	130
1,1-Dichloroethene	1	20.1054	0	20	101	70	130
Methyl Acetate	1	24.1679	0	20	121	50	150
Methyl-t-butyl ether	1	20.6275	0	20	103	70	130
1,1-Dichloroethane	1	19.3511	0	20	97	70	130
trans-1,2-Dichloroethene	1	18.3198	0	20	92	70	130
Ethyl-t-butyl ether	1	21.2612	0	20	106	70	130
cis-1,2-Dichloroethene	1	19.9308	0	20	100	70	130
Bromochloromethane	1	22.0179	0	20	110	70	130
2,2-Dichloropropane	1	20.8088	0	20	104	70	130
Ethyl acetate	1	22.8776	0	20	114	50	150
1,4-Dioxane	1	1274.559	0	1000	127	50	150
1,1-Dichloropropene	1	20.9343	0	20	105	70	130
Chloroform	1	19.6165	0	20	98	70	130
Cyclohexane	1	19.3836	0	20	97	70	130
1,2-Dichloroethane	1	20.7485	0	20	104	70	130
2-Butanone	1	19.3261	0	20	97	50	150
1,1,1-Trichloroethane	1	20.0881	0	20	100	70	130
Carbon Tetrachloride	1	20.5335	0	20	103	50	150
Vinyl Acetate	1	23.7963	0	20	119	50	150
Bromodichloromethane	1	20.3708	0	20	102	70	130
Methylcyclohexane	1	22.0731	0	20	110	70	130
Dibromomethane	1	20.2217	0	20	101	70	130
1,2-Dichloropropane	1	20.2614	0	20	101	70	130
Trichloroethene	1	20.0705	0	20	100	70	130
Benzene	1	19.4613	0	20	97	70	130
tert-Amyl methyl ether	1	22.5571	0	20	113	70	130
Iso-propylacetate	1	17.9901	0	20	90	70	130
Methyl methacrylate	1	16.9441	0	20	85	70	130
Dibromochloromethane	1	16.3593	0	20	82	70	130
2-Chloroethylvinylether	1	14.1834	0	20	71	70	130
cis-1,3-Dichloropropene	1	16.36	0	20	82	70	130
trans-1,3-Dichloropropene	1	16.4614	0	20	82	70	130
Ethyl methacrylate	1	18.9123	0	20	95	70	130
1,1,2-Trichloroethane	1	16.7737	0	20	84	70	130
1,2-Dibromoethane	1	16.9395	0	20	85	70	130
1,3-Dichloropropane	1	17.2436	0	20	86	70	130
4-Methyl-2-Pentanone	1	19.8992	0	20	99	50	150
2-Hexanone	1	19.2803	0	20	96	50	150
Tetrachloroethene	1	15.2096	0	20	76	50	150
Toluene	1	16.3824	0	20	82	70	130
1,1,1,2-Tetrachloroethane	1	15.6721	0	20	78	70	130
Chlorobenzene	1	15.9473	0	20	80	70	130

* - Indicates outside of limits # - Indicates outside of standard limits but within method exceedance limits

Bold and underline - Indicates the compounds reported on form1

Form3
Recovery Data Laboratory Limits
QC Batch: MBS99685

Method: 8260D | Matrix: Aqueous | Units: ug/L | QC Type: MBS

Analyte:	Col	Spike Conc	Sample Conc	Expected Conc	Recovery	Lower Limit	Upper Limit
n-Butyl acrylate	1	19.256	0	20	96	70	130
n-Amyl acetate	1	21.7124	0	20	109	70	130
Bromoform	**1**	**19.5771**	**0**	**20**	**98**	**70**	**130**
Ethylbenzene	**1**	**16.3607**	**0**	**20**	**82**	**70**	**130**
1,1,2,2-Tetrachloroethane	**1**	**20.1814**	**0**	**20**	**101**	**70**	**130**
Styrene	**1**	**17.6657**	**0**	**20**	**88**	**70**	**130**
m&p-Xylenes	**1**	**36.3992**	**0**	**40**	**91**	**70**	**130**
o-Xylene	**1**	**17.5304**	**0**	**20**	**88**	**70**	**130**
trans-1,4-Dichloro-2-butene	1	22.6003	0	20	113	50	150
1,3-Dichlorobenzene	**1**	**16.6642**	**0**	**20**	**83**	**70**	**130**
1,4-Dichlorobenzene	**1**	**16.1512**	**0**	**20**	**81**	**70**	**130**
1,2-Dichlorobenzene	**1**	**14.7179**	**0**	**20**	**74**	**70**	**130**
Isopropylbenzene	**1**	**18.224**	**0**	**20**	**91**	**70**	**130**
Cyclohexanone	1	201.9685	0	100	202*	50	150
Camphene	1	18.0667	0	20	90	70	130
1,2,3-Trichloropropane	1	20.1217	0	20	101	70	130
2-Chlorotoluene	1	18.4215	0	20	92	70	130
p-Ethyltoluene	1	17.7253	0	20	89	70	130
4-Chlorotoluene	1	16.53	0	20	83	70	130
n-Propylbenzene	1	18.3528	0	20	92	70	130
Bromobenzene	1	19.292	0	20	96	70	130
1,3,5-Trimethylbenzene	**1**	**18.1104**	**0**	**20**	**91**	**70**	**130**
Butyl methacrylate	1	17.3948	0	20	87	70	130
t-Butylbenzene	1	17.6726	0	20	88	70	130
1,2,4-Trimethylbenzene	**1**	**17.5666**	**0**	**20**	**88**	**70**	**130**
sec-Butylbenzene	1	17.4448	0	20	87	70	130
4-Isopropyltoluene	1	17.2849	0	20	86	70	130
n-Butylbenzene	1	16.1091	0	20	81	70	130
p-Diethylbenzene	1	16.3372	0	20	82	70	130
1,2,4,5-Tetramethylbenzene	1	15.5689	0	20	78	70	130
1,2-Dibromo-3-Chloropropane	**1**	**19.4033**	**0**	**20**	**97**	**50**	**150**
Camphor	1	186.02	0	200	93	20	150
Hexachlorobutadiene	1	13.9558	0	20	70	50	150
1,2,4-Trichlorobenzene	**1**	**15.1456**	**0**	**20**	**76**	**70**	**130**
1,2,3-Trichlorobenzene	**1**	**15.3082**	**0**	**20**	**77**	**70**	**130**
Naphthalene	1	17.4362	0	20	87	50	150

* - Indicates outside of limits # - Indicates outside of standard limits but within method exceedance limits
Bold and underline - Indicates the compounds reported on form1

Form3
Recovery Data Laboratory Limits
QC Batch: MBS99685

	Data File	Sample ID:	Analysis Date
Spike or Dup:	1M159773.D	AD29296-001(50X)(T:MS)	3/15/2022 2:16:00 PM
Non Spike(If applicable):	1M159769.D	AD29296-001(50X)(T)	3/15/2022 12:50:00 PM
Inst Blank(If applicable):			

Method: 8260D Matrix: Aqueous Units: ug/L QC Type: MS

Analyte:	Col	Spike Conc	Sample Conc	Expected Conc	Recovery	Lower Limit	Upper Limit
Chlorodifluoromethane	1	0	0	20	0*	50	150
Dichlorodifluoromethane	1	0	0	20	0*	50	150
Chloromethane	1	0	0	20	0*	50	150
Bromomethane	1	0	0	20	0*	50	150
Vinyl Chloride	1	0	0	20	0*	50	150
Chloroethane	1	0	0	20	0*	50	150
Trichlorofluoromethane	1	0	0	20	0*	50	150
Ethyl ether	1	0	0	20	0*	50	150
Furan	1	0	0	20	0*	50	150
1,1,2-Trichloro-1,2,2-trifluoroethane	1	0	0	20	0*	50	150
Methylene Chloride	1	0	0	20	0*	70	130
Acrolein	1	0	0	100	0*	50	150
Acrylonitrile	1	0	0	20	0*	50	150
Iodomethane	1	0	0	20	0*	50	150
Acetone	1	0	0	100	0*	50	150
Carbon Disulfide	1	0	0	20	0*	50	150
t-Butyl Alcohol	1	0	0	100	0*	50	150
n-Hexane	1	0	0	20	0*	70	130
Di-isopropyl-ether	1	0	0	20	0*	70	130
1,1-Dichloroethene	1	0	0	20	0*	70	130
Methyl Acetate	1	67.175	61.7	20	27*	50	150
Methyl-t-butyl ether	1	0	0	20	0*	70	130
1,1-Dichloroethane	1	0	0	20	0*	70	130
trans-1,2-Dichloroethene	1	0	0	20	0*	70	130
Ethyl-t-butyl ether	1	0	0	20	0*	70	130
cis-1,2-Dichloroethene	1	0	0	20	0*	70	130
Bromochloromethane	1	0	0	20	0*	70	130
2,2-Dichloropropane	1	0	0	20	0*	70	130
Ethyl acetate	1	0	0	20	0*	50	150
1,4-Dioxane	1	0	0	1000	0*	50	150
1,1-Dichloropropene	1	0	0	20	0*	70	130
Chloroform	1	0	0	20	0*	70	130
Cyclohexane	1	0	0	20	0*	70	130
1,2-Dichloroethane	1	0	0	20	0*	70	130
2-Butanone	1	0	0	20	0*	50	150
1,1,1-Trichloroethane	1	0	0	20	0*	70	130
Carbon Tetrachloride	1	0	0	20	0*	50	150
Vinyl Acetate	1	0	0	20	0*	50	150
Bromodichloromethane	1	0	0	20	0*	70	130
Methylcyclohexane	1	0	0	20	0*	70	130
Dibromomethane	1	0	0	20	0*	70	130
1,2-Dichloropropane	1	0	0	20	0*	70	130
Trichloroethene	1	0	0	20	0*	70	130
Benzene	1	0	0	20	0*	70	130
tert-Amyl methyl ether	1	0	0	20	0*	70	130
Iso-propylacetate	1	0	0	20	0*	70	130
Methyl methacrylate	1	0	0	20	0*	70	130
Dibromochloromethane	1	0	0	20	0*	70	130
2-Chloroethylvinylether	1	0	0	20	0*	70	130
cis-1,3-Dichloropropene	1	0	0	20	0*	70	130
trans-1,3-Dichloropropene	1	0	0	20	0*	70	130
Ethyl methacrylate	1	0	0	20	0*	70	130
1,1,2-Trichloroethane	1	0	0	20	0*	70	130
1,2-Dibromoethane	1	0	0	20	0*	70	130
1,3-Dichloropropane	1	0	0	20	0*	70	130
4-Methyl-2-Pentanone	1	0	0	20	0*	50	150
2-Hexanone	1	0	0	20	0*	50	150
Tetrachloroethene	1	0	0	20	0*	50	150
Toluene	1	0	0	20	0*	70	130
1,1,1,2-Tetrachloroethane	1	0	0	20	0*	70	130
Chlorobenzene	1	0	0	20	0*	70	130

* - Indicates outside of limits # - Indicates outside of standard limits but within method exceedance limits

Bold and underline - Indicates the compounds reported on form1

Form3
Recovery Data Laboratory Limits
QC Batch: MBS99685

Method: 8260D | Matrix: Aqueous | Units: ug/L | QC Type: MS

Analyte:	Col	Spike Conc	Sample Conc	Expected Conc	Recovery	Lower Limit	Upper Limit
n-Butyl acrylate	1	0	0	20	0*	70	130
n-Amyl acetate	1	0	0	20	0*	70	130
Bromoform	**1**	**0**	**0**	**20**	**0***	**70**	**130**
Ethylbenzene	**1**	**0**	**0**	**20**	**0***	**70**	**130**
1,1,2,2-Tetrachloroethane	**1**	**0**	**0**	**20**	**0***	**70**	**130**
Styrene	**1**	**0**	**0**	**20**	**0***	**70**	**130**
m&p-Xylenes	**1**	**0**	**0**	**40**	**0***	**70**	**130**
o-Xylene	**1**	**0**	**0**	**20**	**0***	**70**	**130**
trans-1,4-Dichloro-2-butene	1	0	0	20	0*	50	150
1,3-Dichlorobenzene	**1**	**0**	**0**	**20**	**0***	**70**	**130**
1,4-Dichlorobenzene	**1**	**0**	**0**	**20**	**0***	**70**	**130**
1,2-Dichlorobenzene	**1**	**0**	**0**	**20**	**0***	**70**	**130**
Isopropylbenzene	**1**	**0**	**0**	**20**	**0***	**70**	**130**
Cyclohexanone	1	0	0	100	0*	50	150
Camphene	1	0	0	20	0*	70	130
1,2,3-Trichloropropane	1	0	0	20	0*	70	130
2-Chlorotoluene	1	0	0	20	0*	70	130
p-Ethyltoluene	1	0	0	20	0*	70	130
4-Chlorotoluene	1	0	0	20	0*	70	130
n-Propylbenzene	1	0	0	20	0*	70	130
Bromobenzene	1	0	0	20	0*	70	130
1,3,5-Trimethylbenzene	**1**	**0**	**0**	**20**	**0***	**70**	**130**
Butyl methacrylate	1	0	0	20	0*	70	130
t-Butylbenzene	1	0	0	20	0*	70	130
1,2,4-Trimethylbenzene	**1**	**0**	**0**	**20**	**0***	**70**	**130**
sec-Butylbenzene	1	0	0	20	0*	70	130
4-Isopropyltoluene	1	0	0	20	0*	70	130
n-Butylbenzene	1	0	0	20	0*	70	130
p-Diethylbenzene	1	0	0	20	0*	70	130
1,2,4,5-Tetramethylbenzene	1	0	0	20	0*	70	130
1,2-Dibromo-3-Chloropropane	**1**	**0**	**0**	**20**	**0***	**50**	**150**
Camphor	1	0	0	200	0*	20	150
Hexachlorobutadiene	1	0	0	20	0*	50	150
1,2,4-Trichlorobenzene	**1**	**0**	**0**	**20**	**0***	**70**	**130**
1,2,3-Trichlorobenzene	**1**	**0**	**0**	**20**	**0***	**70**	**130**
Naphthalene	1	0	0	20	0*	50	150

* - Indicates outside of limits # - Indicates outside of standard limits but within method exceedance limits
Bold and underline - Indicates the compounds reported on form1

Form3
Recovery Data Laboratory Limits
QC Batch: MBS99685

	Data File	Sample ID:	Analysis Date
Spike or Dup:	1M159774.D	AD29296-001(50X)(T:MSD)	3/15/2022 2:37:00 PM
Non Spike(If applicable):	1M159769.D	AD29296-001(50X)(T)	3/15/2022 12:50:00 PM
Inst Blank(If applicable):			

Method: 8260D Matrix: Aqueous Units: ug/L QC Type: MSD

Analyte:	Col	Spike Conc	Sample Conc	Expected Conc	Recovery	Lower Limit	Upper Limit
Chlorodifluoromethane	1	0	0	20	0*	50	150
Dichlorodifluoromethane	1	0	0	20	0*	50	150
Chloromethane	1	0	0	20	0*	50	150
Bromomethane	1	0	0	20	0*	50	150
Vinyl Chloride	1	0	0	20	0*	50	150
Chloroethane	1	0	0	20	0*	50	150
Trichlorofluoromethane	1	0	0	20	0*	50	150
Ethyl ether	1	0	0	20	0*	50	150
Furan	1	0	0	20	0*	50	150
1,1,2-Trichloro-1,2,2-trifluoroethane	1	0	0	20	0*	50	150
Methylene Chloride	1	0	0	20	0*	70	130
Acrolein	1	0	0	100	0*	50	150
Acrylonitrile	1	0	0	20	0*	50	150
Iodomethane	1	0	0	20	0*	50	150
Acetone	1	0	0	100	0*	50	150
Carbon Disulfide	1	0	0	20	0*	50	150
t-Butyl Alcohol	1	0	0	100	0*	50	150
n-Hexane	1	0	0	20	0*	70	130
Di-isopropyl-ether	1	0	0	20	0*	70	130
1,1-Dichloroethene	1	0	0	20	0*	70	130
Methyl Acetate	1	92.7	61.7	20	155*	50	150
Methyl-t-butyl ether	1	0	0	20	0*	70	130
1,1-Dichloroethane	1	0	0	20	0*	70	130
trans-1,2-Dichloroethene	1	0	0	20	0*	70	130
Ethyl-t-butyl ether	1	0	0	20	0*	70	130
cis-1,2-Dichloroethene	1	0	0	20	0*	70	130
Bromochloromethane	1	0	0	20	0*	70	130
2,2-Dichloropropane	1	0	0	20	0*	70	130
Ethyl acetate	1	0	0	20	0*	50	150
1,4-Dioxane	1	0	0	1000	0*	50	150
1,1-Dichloropropene	1	0	0	20	0*	70	130
Chloroform	1	0	0	20	0*	70	130
Cyclohexane	1	0	0	20	0*	70	130
1,2-Dichloroethane	1	0	0	20	0*	70	130
2-Butanone	1	0	0	20	0*	50	150
1,1,1-Trichloroethane	1	0	0	20	0*	70	130
Carbon Tetrachloride	1	0	0	20	0*	50	150
Vinyl Acetate	1	0	0	20	0*	50	150
Bromodichloromethane	1	0	0	20	0*	70	130
Methylcyclohexane	1	0	0	20	0*	70	130
Dibromomethane	1	0	0	20	0*	70	130
1,2-Dichloropropane	1	0	0	20	0*	70	130
Trichloroethene	1	0	0	20	0*	70	130
Benzene	1	0	0	20	0*	70	130
tert-Amyl methyl ether	1	0	0	20	0*	70	130
Iso-propylacetate	1	0	0	20	0*	70	130
Methyl methacrylate	1	0	0	20	0*	70	130
Dibromochloromethane	1	0	0	20	0*	70	130
2-Chloroethylvinylether	1	0	0	20	0*	70	130
cis-1,3-Dichloropropene	1	0	0	20	0*	70	130
trans-1,3-Dichloropropene	1	0	0	20	0*	70	130
Ethyl methacrylate	1	0	0	20	0*	70	130
1,1,2-Trichloroethane	1	0	0	20	0*	70	130
1,2-Dibromoethane	1	0	0	20	0*	70	130
1,3-Dichloropropane	1	0	0	20	0*	70	130
4-Methyl-2-Pentanone	1	0	0	20	0*	50	150
2-Hexanone	1	0	0	20	0*	50	150
Tetrachloroethene	1	0	0	20	0*	50	150
Toluene	1	0	0	20	0*	70	130
1,1,1,2-Tetrachloroethane	1	0	0	20	0*	70	130
Chlorobenzene	1	0	0	20	0*	70	130

* - Indicates outside of limits # - Indicates outside of standard limits but within method exceedance limits

Bold and underline - Indicates the compounds reported on form1

Form3
Recovery Data Laboratory Limits
QC Batch: MBS99685

Method: 8260D | Matrix: Aqueous | Units: ug/L | QC Type: MSD

Analyte:	Col	Spike Conc	Sample Conc	Expected Conc	Recovery	Lower Limit	Upper Limit
n-Butyl acrylate	1	0	0	20	0*	70	130
n-Amyl acetate	1	0	0	20	0*	70	130
Bromoform	**1**	**0**	**0**	**20**	**0***	**70**	**130**
Ethylbenzene	**1**	**0**	**0**	**20**	**0***	**70**	**130**
1,1,2,2-Tetrachloroethane	**1**	**0**	**0**	**20**	**0***	**70**	**130**
Styrene	**1**	**0**	**0**	**20**	**0***	**70**	**130**
m&p-Xylenes	**1**	**0**	**0**	**40**	**0***	**70**	**130**
o-Xylene	**1**	**0**	**0**	**20**	**0***	**70**	**130**
trans-1,4-Dichloro-2-butene	1	0	0	20	0*	50	150
1,3-Dichlorobenzene	**1**	**0**	**0**	**20**	**0***	**70**	**130**
1,4-Dichlorobenzene	**1**	**0**	**0**	**20**	**0***	**70**	**130**
1,2-Dichlorobenzene	**1**	**0**	**0**	**20**	**0***	**70**	**130**
Isopropylbenzene	**1**	**0**	**0**	**20**	**0***	**70**	**130**
Cyclohexanone	1	0	0	100	0*	50	150
Camphene	1	0	0	20	0*	70	130
1,2,3-Trichloropropane	1	0	0	20	0*	70	130
2-Chlorotoluene	1	0	0	20	0*	70	130
p-Ethyltoluene	1	0	0	20	0*	70	130
4-Chlorotoluene	1	0	0	20	0*	70	130
n-Propylbenzene	1	0	0	20	0*	70	130
Bromobenzene	1	0	0	20	0*	70	130
1,3,5-Trimethylbenzene	**1**	**0**	**0**	**20**	**0***	**70**	**130**
Butyl methacrylate	1	0	0	20	0*	70	130
t-Butylbenzene	1	0	0	20	0*	70	130
1,2,4-Trimethylbenzene	**1**	**0**	**0**	**20**	**0***	**70**	**130**
sec-Butylbenzene	1	0	0	20	0*	70	130
4-Isopropyltoluene	1	0	0	20	0*	70	130
n-Butylbenzene	1	0	0	20	0*	70	130
p-Diethylbenzene	1	0	0	20	0*	70	130
1,2,4,5-Tetramethylbenzene	1	0	0	20	0*	70	130
1,2-Dibromo-3-Chloropropane	**1**	**0**	**0**	**20**	**0***	**50**	**150**
Camphor	1	0	0	200	0*	20	150
Hexachlorobutadiene	1	0	0	20	0*	50	150
1,2,4-Trichlorobenzene	**1**	**0**	**0**	**20**	**0***	**70**	**130**
1,2,3-Trichlorobenzene	**1**	**0**	**0**	**20**	**0***	**70**	**130**
Naphthalene	1	0	0	20	0*	50	150

* - Indicates outside of limits # - Indicates outside of standard limits but within method exceedance limits
Bold and underline - Indicates the compounds reported on form1

Form3
RPD Data Laboratory Limits
QC Batch: MBS99685

	Data File	Sample ID:	Analysis Date
Spike or Dup:	1M159774.D	AD29296-001(50X)(T:MSD)	3/15/2022 2:37:00 PM
Duplicate(If applicable):	1M159773.D	AD29296-001(50X)(T:MS)	3/15/2022 2:16:00 PM
Inst Blank(If applicable):			

Method: 8260D Matrix: Aqueous Units: ug/L QC Type: MSD

Analyte:	Column	Dup/MSD/MBSD Conc	Sample/MS/MBS Conc	RPD	Limit
Chlorodifluoromethane	1	0	0	NA	30
Dichlorodifluoromethane	**1**	**0**	**0**	**NA**	**30**
Chloromethane	**1**	**0**	**0**	**NA**	**30**
Bromomethane	**1**	**0**	**0**	**NA**	**30**
Vinyl Chloride	**1**	**0**	**0**	**NA**	**40**
Chloroethane	**1**	**0**	**0**	**NA**	**30**
Trichlorofluoromethane	**1**	**0**	**0**	**NA**	**30**
Ethyl ether	1	0	0	NA	30
Furan	1	0	0	NA	30
1,1,2-Trichloro-1,2,2-trifluoroethane	**1**	**0**	**0**	**NA**	**30**
Methylene Chloride	**1**	**0**	**0**	**NA**	**30**
Acrolein	1	0	0	NA	30
Acrylonitrile	1	0	0	NA	30
Iodomethane	1	0	0	NA	30
Acetone	**1**	**0**	**0**	**NA**	**30**
Carbon Disulfide	**1**	**0**	**0**	**NA**	**30**
t-Butyl Alcohol	1	0	0	NA	30
n-Hexane	1	0	0	NA	30
Di-isopropyl-ether	1	0	0	NA	30
1,1-Dichloroethene	**1**	**0**	**0**	**NA**	**40**
Methyl Acetate	**1**	**92.7**	**67.175**	**32***	**30**
Methyl-t-butyl ether	**1**	**0**	**0**	**NA**	**30**
1,1-Dichloroethane	**1**	**0**	**0**	**NA**	**40**
trans-1,2-Dichloroethene	**1**	**0**	**0**	**NA**	**30**
Ethyl-t-butyl ether	1	0	0	NA	30
cis-1,2-Dichloroethene	**1**	**0**	**0**	**NA**	**30**
Bromochloromethane	**1**	**0**	**0**	**NA**	**30**
2,2-Dichloropropane	1	0	0	NA	30
Ethyl acetate	1	0	0	NA	30
1,4-Dioxane	**1**	**0**	**0**	**NA**	**30**
1,1-Dichloropropene	1	0	0	NA	30
Chloroform	**1**	**0**	**0**	**NA**	**40**
Cyclohexane	**1**	**0**	**0**	**NA**	**30**
1,2-Dichloroethane	**1**	**0**	**0**	**NA**	**40**
2-Butanone	**1**	**0**	**0**	**NA**	**40**
1,1,1-Trichloroethane	**1**	**0**	**0**	**NA**	**30**
Carbon Tetrachloride	**1**	**0**	**0**	**NA**	**40**
Vinyl Acetate	1	0	0	NA	30
Bromodichloromethane	**1**	**0**	**0**	**NA**	**30**
Methylcyclohexane	**1**	**0**	**0**	**NA**	**30**
Dibromomethane	1	0	0	NA	30
1,2-Dichloropropane	**1**	**0**	**0**	**NA**	**30**
Trichloroethene	**1**	**0**	**0**	**NA**	**40**
Benzene	**1**	**0**	**0**	**NA**	**40**
tert-Amyl methyl ether	1	0	0	NA	30
Iso-propylacetate	1	0	0	NA	30
Methyl methacrylate	1	0	0	NA	30
Dibromochloromethane	**1**	**0**	**0**	**NA**	**30**
2-Chloroethylvinylether	1	0	0	NA	30
cis-1,3-Dichloropropene	**1**	**0**	**0**	**NA**	**30**
trans-1,3-Dichloropropene	**1**	**0**	**0**	**NA**	**30**
Ethyl methacrylate	1	0	0	NA	30
1,1,2-Trichloroethane	**1**	**0**	**0**	**NA**	**30**
1,2-Dibromoethane	**1**	**0**	**0**	**NA**	**30**
1,3-Dichloropropane	1	0	0	NA	30
4-Methyl-2-Pentanone	**1**	**0**	**0**	**NA**	**30**
2-Hexanone	**1**	**0**	**0**	**NA**	**30**
Tetrachloroethene	**1**	**0**	**0**	**NA**	**40**
Toluene	**1**	**0**	**0**	**NA**	**40**
1,1,1,2-Tetrachloroethane	1	0	0	NA	30
Chlorobenzene	**1**	**0**	**0**	**NA**	**40**

* - Indicates outside of limits NA - Both concentrations=0... no result can be calculated

Bold and underline - Indicates the compounds reported on form1

Form3
RPD Data Laboratory Limits
QC Batch: MBS99685

Method: 8260D | Matrix: Aqueous | Units: ug/L | QC Type: MSD

Analyte:	Column	Dup/MSD/MBSD Conc	Sample/MS/MBS Conc	RPD	Limit
n-Butyl acrylate	1	0	0	NA	30
n-Amyl acetate	1	0	0	NA	30
Bromoform	**1**	**0**	**0**	**NA**	**30**
Ethylbenzene	**1**	**0**	**0**	**NA**	**30**
1,1,2,2-Tetrachloroethane	**1**	**0**	**0**	**NA**	**30**
Styrene	**1**	**0**	**0**	**NA**	**30**
m&p-Xylenes	**1**	**0**	**0**	**NA**	**30**
o-Xylene	**1**	**0**	**0**	**NA**	**30**
trans-1,4-Dichloro-2-butene	1	0	0	NA	30
1,3-Dichlorobenzene	**1**	**0**	**0**	**NA**	**30**
1,4-Dichlorobenzene	**1**	**0**	**0**	**NA**	**40**
1,2-Dichlorobenzene	**1**	**0**	**0**	**NA**	**40**
Isopropylbenzene	**1**	**0**	**0**	**NA**	**30**
Cyclohexanone	1	0	0	NA	30
Camphene	1	0	0	NA	30
1,2,3-Trichloropropane	1	0	0	NA	30
2-Chlorotoluene	1	0	0	NA	30
p-Ethyltoluene	1	0	0	NA	30
4-Chlorotoluene	1	0	0	NA	30
n-Propylbenzene	1	0	0	NA	40
Bromobenzene	1	0	0	NA	30
1,3,5-Trimethylbenzene	**1**	**0**	**0**	**NA**	**30**
Butyl methacrylate	1	0	0	NA	30
t-Butylbenzene	1	0	0	NA	30
1,2,4-Trimethylbenzene	**1**	**0**	**0**	**NA**	**30**
sec-Butylbenzene	1	0	0	NA	40
4-Isopropyltoluene	1	0	0	NA	30
n-Butylbenzene	1	0	0	NA	30
p-Diethylbenzene	1	0	0	NA	30
1,2,4,5-Tetramethylbenzene	1	0	0	NA	30
1,2-Dibromo-3-Chloropropane	**1**	**0**	**0**	**NA**	**30**
Camphor	1	0	0	NA	30
Hexachlorobutadiene	1	0	0	NA	30
1,2,4-Trichlorobenzene	**1**	**0**	**0**	**NA**	**30**
1,2,3-Trichlorobenzene	**1**	**0**	**0**	**NA**	**30**
Naphthalene	1	0	0	NA	30

* - Indicates outside of limits NA - Both concentrations=0... no result can be calculated

Bold and underline - Indicates the compounds reported on form1

Form3
Recovery Data Laboratory Limits
QC Batch: MBS99689

	Data File	Sample ID:	Analysis Date
Spike or Dup:	6M152101.D	MBS99689	3/16/2022 12:21:00 AM
Non Spike(If applicable):			
Inst Blank(If applicable):			

Method: 8260D Matrix: Soil Units: mg/Kg QC Type: MBS

Analyte:	Col	Spike Conc	Sample Conc	Expected Conc	Recovery	Lower Limit	Upper Limit
Chlorodifluoromethane	1	19.424	0	50	39	20	130
Dichlorodifluoromethane	1	22.2442	0	50	44	20	130
Chloromethane	1	35.2232	0	50	70	20	130
Bromomethane	1	39.3041	0	50	79	20	130
Vinyl Chloride	1	39.766	0	50	80	20	130
Chloroethane	1	43.4767	0	50	87	20	130
Trichlorofluoromethane	1	44.3845	0	50	89	20	130
Ethyl ether	1	44.1834	0	50	88	50	130
Furan	1	45.6507	0	50	91	50	130
1,1,2-Trichloro-1,2,2-trifluoroethane	1	50.6596	0	50	101	50	130
Methylene Chloride	1	46.6897	0	50	93	50	130
Acrolein	1	154.4542	0	200	77	20	130
Acrylonitrile	1	48.4771	0	50	97	20	130
Iodomethane	1	42.4798	0	50	85	50	130
Acetone	1	200.5588	0	200	100	20	130
Carbon Disulfide	1	44.2692	0	50	89	50	130
t-Butyl Alcohol	1	234.1522	0	200	117	20	130
n-Hexane	1	53.7087	0	50	107	50	130
Di-isopropyl-ether	1	50.6646	0	50	101	50	130
1,1-Dichloroethene	1	45.4823	0	50	91	50	130
Methyl Acetate	1	44.4763	0	50	89	50	130
Methyl-t-butyl ether	1	46.0445	0	50	92	50	130
1,1-Dichloroethane	1	47.0774	0	50	94	50	130
trans-1,2-Dichloroethene	1	47.3999	0	50	95	50	130
Ethyl-t-butyl ether	1	51.4678	0	50	103	50	130
cis-1,2-Dichloroethene	1	46.7797	0	50	94	50	130
Bromochloromethane	1	43.3575	0	50	87	50	130
2,2-Dichloropropane	1	47.379	0	50	95	50	130
Ethyl acetate	1	46.7739	0	50	94	50	130
1,4-Dioxane	1	2522.947	0	2500	101	50	130
1,1-Dichloropropene	1	47.1827	0	50	94	50	130
Chloroform	1	45.612	0	50	91	50	130
Cyclohexane	1	50.6998	0	50	101	50	130
1,2-Dichloroethane	1	41.8643	0	50	84	50	130
2-Butanone	1	45.0165	0	50	90	20	130
1,1,1-Trichloroethane	1	46.4718	0	50	93	50	130
Carbon Tetrachloride	1	45.8558	0	50	92	50	130
Vinyl Acetate	1	47.1202	0	50	94	50	130
Bromodichloromethane	1	43.6884	0	50	87	50	130
Methylcyclohexane	1	51.9109	0	50	104	50	130
Dibromomethane	1	44.9729	0	50	90	50	130
1,2-Dichloropropane	1	45.8205	0	50	92	50	130
Trichloroethene	1	45.0206	0	50	90	50	130
Benzene	1	47.2759	0	50	95	50	130
tert-Amyl methyl ether	1	50.4126	0	50	101	50	130
Iso-propylacetate	1	48.9103	0	50	98	50	130
Methyl methacrylate	1	47.0698	0	50	94	50	130
Dibromochloromethane	1	45.2332	0	50	90	50	130
2-Chloroethylvinylether	1	42.8563	0	50	86	50	130
cis-1,3-Dichloropropene	1	46.9171	0	50	94	50	130
trans-1,3-Dichloropropene	1	46.1367	0	50	92	50	130
Ethyl methacrylate	1	48.0829	0	50	96	50	130
1,1,2-Trichloroethane	1	44.6928	0	50	89	50	130
1,2-Dibromoethane	1	44.7839	0	50	90	50	130
1,3-Dichloropropane	1	45.8926	0	50	92	50	130
4-Methyl-2-Pentanone	1	46.8798	0	50	94	20	130
2-Hexanone	1	47.918	0	50	96	20	130
Tetrachloroethene	1	44.808	0	50	90	50	130
Toluene	1	46.8335	0	50	94	50	130
1,1,1,2-Tetrachloroethane	1	44.4887	0	50	89	50	130
Chlorobenzene	1	43.8426	0	50	88	50	130

* - Indicates outside of limits # - Indicates outside of standard limits but within method exceedance limits

Bold and underline - Indicates the compounds reported on form1

Form3
Recovery Data Laboratory Limits
QC Batch: MBS99689

Method: 8260D | Matrix: Soil | Units: mg/Kg | QC Type: MBS

Analyte:	Col	Spike Conc	Sample Conc	Expected Conc	Recovery	Lower Limit	Upper Limit
n-Butyl acrylate	1	46.6589	0	50	93	50	130
n-Amyl acetate	1	45.3804	0	50	91	50	130
Bromoform	**1**	**41.8459**	**0**	**50**	**84**	**20**	**130**
Ethylbenzene	**1**	**42.0965**	**0**	**50**	**84**	**50**	**130**
1,1,2,2-Tetrachloroethane	**1**	**41.5927**	**0**	**50**	**83**	**50**	**130**
Styrene	**1**	**43.7958**	**0**	**50**	**88**	**50**	**130**
m&p-Xylenes	**1**	**91.1994**	**0**	**100**	**91**	**50**	**130**
o-Xylene	**1**	**44.3463**	**0**	**50**	**89**	**50**	**130**
trans-1,4-Dichloro-2-butene	1	43.7478	0	50	87	20	130
1,3-Dichlorobenzene	**1**	**39.5635**	**0**	**50**	**79**	**50**	**130**
1,4-Dichlorobenzene	**1**	**39.2587**	**0**	**50**	**79**	**50**	**130**
1,2-Dichlorobenzene	**1**	**39.1511**	**0**	**50**	**78**	**50**	**130**
Isopropylbenzene	**1**	**42.0882**	**0**	**50**	**84**	**50**	**130**
Cyclohexanone	1	274.5799	0	250	110	50	130
Camphene	1	42.3864	0	50	85	50	130
1,2,3-Trichloropropane	1	42.6514	0	50	85	50	130
2-Chlorotoluene	1	40.5845	0	50	81	50	130
p-Ethyltoluene	1	40.5097	0	50	81	50	130
4-Chlorotoluene	1	37.5878	0	50	75	50	130
n-Propylbenzene	1	41.5002	0	50	83	50	130
Bromobenzene	1	40.0656	0	50	80	50	130
1,3,5-Trimethylbenzene	**1**	**43.501**	**0**	**50**	**87**	**50**	**130**
Butyl methacrylate	1	44.7556	0	50	90	50	130
t-Butylbenzene	1	41.0501	0	50	82	50	130
1,2,4-Trimethylbenzene	**1**	**42.6791**	**0**	**50**	**85**	**50**	**130**
sec-Butylbenzene	1	42.2166	0	50	84	50	130
4-Isopropyltoluene	1	36.0559	0	50	72	50	130
n-Butylbenzene	1	41.0076	0	50	82	50	130
p-Diethylbenzene	1	38.0468	0	50	76	50	130
1,2,4,5-Tetramethylbenzene	1	31.3816	0	50	63	50	130
1,2-Dibromo-3-Chloropropane	**1**	**42.7101**	**0**	**50**	**85**	**50**	**130**
Camphor	1	519.6906	0	500	104	50	130
Hexachlorobutadiene	1	37.707	0	50	75	50	130
1,2,4-Trichlorobenzene	**1**	**36.872**	**0**	**50**	**74**	**50**	**130**
1,2,3-Trichlorobenzene	**1**	**36.0357**	**0**	**50**	**72**	**50**	**130**
Naphthalene	1	39.4708	0	50	79	50	130

* - Indicates outside of limits # - Indicates outside of standard limits but within method exceedance limits
Bold and underline - Indicates the compounds reported on form1

Form3
Recovery Data Laboratory Limits
QC Batch: MBS99689

	Data File	Sample ID:	Analysis Date
Spike or Dup:	6M152102.D	AD29301-013(MS)	3/16/2022 12:41:00 AM
Non Spike(If applicable):	6M152099.D	AD29301-013	3/15/2022 11:39:00 PM
Inst Blank(If applicable):			

Method: 8260D Matrix: Soil Units: mg/Kg QC Type: MS

Analyte:	Col	Spike Conc	Sample Conc	Expected Conc	Recovery	Lower Limit	Upper Limit
Chlorodifluoromethane	1	19.2385	0	50	38	20	130
Dichlorodifluoromethane	1	20.718	0	50	41	20	130
Chloromethane	1	35.4046	0	50	71	20	130
Bromomethane	1	38.0085	0	50	76	20	130
Vinyl Chloride	1	39.4172	0	50	79	20	130
Chloroethane	1	43.5375	0	50	87	20	130
Trichlorofluoromethane	1	38.4644	0	50	77	20	130
Ethyl ether	1	45.0005	0	50	90	50	130
Furan	1	47.0501	0	50	94	50	130
1,1,2-Trichloro-1,2,2-trifluoroethane	1	38.3573	0	50	77	50	130
Methylene Chloride	1	46.608	0	50	93	50	130
Acrolein	1	10.8793	0	200	5.4*	20	130
Acrylonitrile	1	42.2432	0	50	84	20	130
Iodomethane	1	37.8744	0	50	76	50	130
Acetone	1	225.5889	0	200	113	20	130
Carbon Disulfide	1	33.1793	0	50	66	50	130
t-Butyl Alcohol	1	222.7579	0	200	111	20	130
n-Hexane	1	28.9904	0	50	58	50	130
Di-isopropyl-ether	1	49.611	0	50	99	50	130
1,1-Dichloroethene	1	40.7117	0	50	81	50	130
Methyl Acetate	1	57.6343	0	50	115	50	130
Methyl-t-butyl ether	1	47.4911	0	50	95	50	130
1,1-Dichloroethane	1	45.881	0	50	92	50	130
trans-1,2-Dichloroethene	1	42.7838	0	50	86	50	130
Ethyl-t-butyl ether	1	48.9768	0	50	98	50	130
cis-1,2-Dichloroethene	1	40.8912	0	50	82	50	130
Bromochloromethane	1	43.6235	0	50	87	50	130
2,2-Dichloropropane	1	42.1431	0	50	84	50	130
Ethyl acetate	1	5.8307	0	50	12*	50	130
1,4-Dioxane	1	2594.534	0	2500	104	50	130
1,1-Dichloropropene	1	35.4411	0	50	71	50	130
Chloroform	1	44.6425	0	50	89	50	130
Cyclohexane	1	28.6868	0	50	57	50	130
1,2-Dichloroethane	1	40.8524	0	50	82	50	130
2-Butanone	1	45.0538	0	50	90	20	130
1,1,1-Trichloroethane	1	39.3206	0	50	79	50	130
Carbon Tetrachloride	1	35.2142	0	50	70	50	130
Vinyl Acetate	1	22.4682	0	50	45*	50	130
Bromodichloromethane	1	42.4652	0	50	85	50	130
Methylcyclohexane	1	24.2982	0	50	49*	50	130
Dibromomethane	1	42.6292	0	50	85	50	130
1,2-Dichloropropane	1	43.4517	0	50	87	50	130
Trichloroethene	1	38.4431	0	50	77	50	130
Benzene	1	43.4598	0	50	87	50	130
tert-Amyl methyl ether	1	49.8163	0	50	100	50	130
Iso-propylacetate	1	14.5195	0	50	29*	50	130
Methyl methacrylate	1	74.1587	0	50	148*	50	130
Dibromochloromethane	1	43.0069	0	50	86	50	130
2-Chloroethylvinylether	1	27.8269	0	50	56	50	130
cis-1,3-Dichloropropene	1	43.2945	0	50	87	50	130
trans-1,3-Dichloropropene	1	40.4497	0	50	81	50	130
Ethyl methacrylate	1	11.7196	0	50	23*	50	130
1,1,2-Trichloroethane	1	43.8045	0	50	88	50	130
1,2-Dibromoethane	1	41.1595	0	50	82	50	130
1,3-Dichloropropane	1	44.2881	0	50	89	50	130
4-Methyl-2-Pentanone	1	40.7653	0	50	82	20	130
2-Hexanone	1	37.8994	0	50	76	20	130
Tetrachloroethene	1	29.861	0	50	60	50	130
Toluene	1	38.4433	0	50	77	50	130
1,1,1,2-Tetrachloroethane	1	37.4813	0	50	75	50	130
Chlorobenzene	1	33.694	0	50	67	50	130

* - Indicates outside of limits # - Indicates outside of standard limits but within method exceedance limits

Bold and underline - Indicates the compounds reported on form1

Form3
Recovery Data Laboratory Limits
QC Batch: MBS99689

Method: 8260D Matrix: Soil Units: mg/Kg QC Type: MS

Analyte:	Col	Spike Conc	Sample Conc	Expected Conc	Recovery	Lower Limit	Upper Limit
n-Butyl acrylate	1	4.4746	0	50	8.9*	50	130
n-Amyl acetate	1	0	0	50	0*	50	130
Bromoform	**1**	**39.7224**	**0**	**50**	**79**	**20**	**130**
Ethylbenzene	**1**	**32.6124**	**0**	**50**	**65**	**50**	**130**
1,1,2,2-Tetrachloroethane	**1**	**38.4485**	**0**	**50**	**77**	**50**	**130**
Styrene	**1**	**33.4026**	**0**	**50**	**67**	**50**	**130**
m&p-Xylenes	**1**	**66.1936**	**0**	**100**	**66**	**50**	**130**
o-Xylene	**1**	**32.9196**	**0**	**50**	**66**	**50**	**130**
trans-1,4-Dichloro-2-butene	1	29.5561	0	50	59	20	130
1,3-Dichlorobenzene	**1**	**24.8315**	**0**	**50**	**50**	**50**	**130**
1,4-Dichlorobenzene	**1**	**24.2957**	**0**	**50**	**49***	**50**	**130**
1,2-Dichlorobenzene	**1**	**25.3204**	**0**	**50**	**51**	**50**	**130**
Isopropylbenzene	**1**	**26.754**	**0**	**50**	**54**	**50**	**130**
Cyclohexanone	1	368.4398	0	250	147*	50	130
Camphene	1	19.1807	0	50	38*	50	130
1,2,3-Trichloropropane	1	38.9294	0	50	78	50	130
2-Chlorotoluene	1	27.3939	0	50	55	50	130
p-Ethyltoluene	1	23.432	0	50	47*	50	130
4-Chlorotoluene	1	24.6542	0	50	49*	50	130
n-Propylbenzene	1	25.0326	0	50	50	50	130
Bromobenzene	1	29.6674	0	50	59	50	130
1,3,5-Trimethylbenzene	**1**	**26.2544**	**0**	**50**	**53**	**50**	**130**
Butyl methacrylate	1	10.2678	0	50	21*	50	130
t-Butylbenzene	1	23.1907	0	50	46*	50	130
1,2,4-Trimethylbenzene	**1**	**24.8659**	**0**	**50**	**50**	**50**	**130**
sec-Butylbenzene	1	22.0422	0	50	44*	50	130
4-Isopropyltoluene	1	15.3191	0	50	31*	50	130
n-Butylbenzene	1	19.0403	0	50	38*	50	130
p-Diethylbenzene	1	18.1447	0	50	36*	50	130
1,2,4,5-Tetramethylbenzene	1	14.7076	0	50	29*	50	130
1,2-Dibromo-3-Chloropropane	**1**	**33.6053**	**0**	**50**	**67**	**50**	**130**
Camphor	1	536.3996	0	500	107	50	130
Hexachlorobutadiene	1	13.4964	0	50	27*	50	130
1,2,4-Trichlorobenzene	**1**	**15.4614**	**0**	**50**	**31***	**50**	**130**
1,2,3-Trichlorobenzene	**1**	**13.7916**	**0**	**50**	**28***	**50**	**130**
Naphthalene	1	19.94	0	50	40*	50	130

* - Indicates outside of limits # - Indicates outside of standard limits but within method exceedance limits
Bold and underline - Indicates the compounds reported on form1

Form3
Recovery Data Laboratory Limits
QC Batch: MBS99689

	Data File	Sample ID:	Analysis Date
Spike or Dup:	6M152103.D	AD29301-013(MSD)	3/16/2022 1:02:00 AM
Non Spike(If applicable):	6M152099.D	AD29301-013	3/15/2022 11:39:00 PM
Inst Blank(If applicable):			

Method: 8260D Matrix: Soil Units: mg/Kg QC Type: MSD

Analyte:	Col	Spike Conc	Sample Conc	Expected Conc	Recovery	Lower Limit	Upper Limit
Chlorodifluoromethane	1	20.835	0	50	42	20	130
Dichlorodifluoromethane	1	21.9561	0	50	44	20	130
Chloromethane	1	35.6288	0	50	71	20	130
Bromomethane	1	37.8769	0	50	76	20	130
Vinyl Chloride	1	39.5522	0	50	79	20	130
Chloroethane	1	44.1068	0	50	88	20	130
Trichlorofluoromethane	1	42.3459	0	50	85	20	130
Ethyl ether	1	44.7316	0	50	89	50	130
Furan	1	47.0697	0	50	94	50	130
1,1,2-Trichloro-1,2,2-trifluoroethane	1	47.659	0	50	95	50	130
Methylene Chloride	1	47.0909	0	50	94	50	130
Acrolein	1	13.7537	0	200	6.9*	20	130
Acrylonitrile	1	42.5386	0	50	85	20	130
Iodomethane	1	36.7949	0	50	74	50	130
Acetone	1	242.1357	0	200	121	20	130
Carbon Disulfide	1	34.2973	0	50	69	50	130
t-Butyl Alcohol	1	242.0825	0	200	121	20	130
n-Hexane	1	43.5117	0	50	87	50	130
Di-isopropyl-ether	1	50.2603	0	50	101	50	130
1,1-Dichloroethene	1	42.8635	0	50	86	50	130
Methyl Acetate	1	59.0197	0	50	118	50	130
Methyl-t-butyl ether	1	48.5449	0	50	97	50	130
1,1-Dichloroethane	1	46.7179	0	50	93	50	130
trans-1,2-Dichloroethene	1	44.1715	0	50	88	50	130
Ethyl-t-butyl ether	1	49.8315	0	50	100	50	130
cis-1,2-Dichloroethene	1	40.8234	0	50	82	50	130
Bromochloromethane	1	42.9539	0	50	86	50	130
2,2-Dichloropropane	1	45.6546	0	50	91	50	130
Ethyl acetate	1	6.359	0	50	13*	50	130
1,4-Dioxane	1	2790.292	0	2500	112	50	130
1,1-Dichloropropene	1	42.3749	0	50	85	50	130
Chloroform	1	44.9687	0	50	90	50	130
Cyclohexane	1	43.6187	0	50	87	50	130
1,2-Dichloroethane	1	40.4475	0	50	81	50	130
2-Butanone	1	45.7468	0	50	91	20	130
1,1,1-Trichloroethane	1	44.5362	0	50	89	50	130
Carbon Tetrachloride	1	43.0103	0	50	86	50	130
Vinyl Acetate	1	22.5602	0	50	45*	50	130
Bromodichloromethane	1	42.2977	0	50	85	50	130
Methylcyclohexane	1	39.6994	0	50	79	50	130
Dibromomethane	1	42.5643	0	50	85	50	130
1,2-Dichloropropane	1	44.8923	0	50	90	50	130
Trichloroethene	1	40.9948	0	50	82	50	130
Benzene	1	45.4091	0	50	91	50	130
tert-Amyl methyl ether	1	50.5212	0	50	101	50	130
Iso-propylacetate	1	10.5213	0	50	21*	50	130
Methyl methacrylate	1	77.4889	0	50	155*	50	130
Dibromochloromethane	1	43.5633	0	50	87	50	130
2-Chloroethylvinylether	1	33.4227	0	50	67	50	130
cis-1,3-Dichloropropene	1	42.8104	0	50	86	50	130
trans-1,3-Dichloropropene	1	39.771	0	50	80	50	130
Ethyl methacrylate	1	9.63	0	50	19*	50	130
1,1,2-Trichloroethane	1	44.6402	0	50	89	50	130
1,2-Dibromoethane	1	41.6467	0	50	83	50	130
1,3-Dichloropropane	1	43.4381	0	50	87	50	130
4-Methyl-2-Pentanone	1	39.7744	0	50	80	20	130
2-Hexanone	1	34.0455	0	50	68	20	130
Tetrachloroethene	1	36.7323	0	50	73	50	130
Toluene	1	42.0904	0	50	84	50	130
1,1,1,2-Tetrachloroethane	1	40.8405	0	50	82	50	130
Chlorobenzene	1	36.1854	0	50	72	50	130

* - Indicates outside of limits # - Indicates outside of standard limits but within method exceedance limits

Bold and underline - Indicates the compounds reported on form1

Form3
Recovery Data Laboratory Limits
QC Batch: MBS99689

Method: 8260D | Matrix: Soil | Units: mg/Kg | QC Type: MSD

Analyte:	Col	Spike Conc	Sample Conc	Expected Conc	Recovery	Lower Limit	Upper Limit
n-Butyl acrylate	1	3.0144	0	50	6*	50	130
n-Amyl acetate	1	0	0	50	0*	50	130
Bromoform	**1**	**39.9801**	**0**	**50**	**80**	**20**	**130**
Ethylbenzene	**1**	**36.917**	**0**	**50**	**74**	**50**	**130**
1,1,2,2-Tetrachloroethane	**1**	**40.481**	**0**	**50**	**81**	**50**	**130**
Styrene	**1**	**35.3058**	**0**	**50**	**71**	**50**	**130**
m&p-Xylenes	**1**	**78.0979**	**0**	**100**	**78**	**50**	**130**
o-Xylene	**1**	**37.4483**	**0**	**50**	**75**	**50**	**130**
trans-1,4-Dichloro-2-butene	1	32.1572	0	50	64	20	130
1,3-Dichlorobenzene	**1**	**28.5067**	**0**	**50**	**57**	**50**	**130**
1,4-Dichlorobenzene	**1**	**27.8228**	**0**	**50**	**56**	**50**	**130**
1,2-Dichlorobenzene	**1**	**28.7728**	**0**	**50**	**58**	**50**	**130**
Isopropylbenzene	**1**	**33.1453**	**0**	**50**	**66**	**50**	**130**
Cyclohexanone	1	387.5971	0	250	155*	50	130
Camphene	1	26.8764	0	50	54	50	130
1,2,3-Trichloropropane	1	40.1821	0	50	80	50	130
2-Chlorotoluene	1	32.7559	0	50	66	50	130
p-Ethyltoluene	1	29.3013	0	50	59	50	130
4-Chlorotoluene	1	27.409	0	50	55	50	130
n-Propylbenzene	1	30.7839	0	50	62	50	130
Bromobenzene	1	32.3876	0	50	65	50	130
1,3,5-Trimethylbenzene	**1**	**32.1899**	**0**	**50**	**64**	**50**	**130**
Butyl methacrylate	1	9.9195	0	50	20*	50	130
t-Butylbenzene	1	29.378	0	50	59	50	130
1,2,4-Trimethylbenzene	**1**	**31.1411**	**0**	**50**	**62**	**50**	**130**
sec-Butylbenzene	1	27.5644	0	50	55	50	130
4-Isopropyltoluene	1	21.4645	0	50	43*	50	130
n-Butylbenzene	1	24.1301	0	50	48*	50	130
p-Diethylbenzene	1	23.1833	0	50	46*	50	130
1,2,4,5-Tetramethylbenzene	1	18.9044	0	50	38*	50	130
1,2-Dibromo-3-Chloropropane	**1**	**38.3919**	**0**	**50**	**77**	**50**	**130**
Camphor	1	582.6057	0	500	117	50	130
Hexachlorobutadiene	1	16.5427	0	50	33*	50	130
1,2,4-Trichlorobenzene	**1**	**19.1982**	**0**	**50**	**38***	**50**	**130**
1,2,3-Trichlorobenzene	**1**	**17.6003**	**0**	**50**	**35***	**50**	**130**
Naphthalene	1	24.6764	0	50	49*	50	130

* - Indicates outside of limits # - Indicates outside of standard limits but within method exceedance limits
Bold and underline - Indicates the compounds reported on form1

Form3
RPD Data Laboratory Limits
QC Batch: MBS99689

	Data File	Sample ID:	Analysis Date
Spike or Dup:	6M152103.D	AD29301-013(MSD)	3/16/2022 1:02:00 AM
Duplicate(If applicable):	6M152102.D	AD29301-013(MS)	3/16/2022 12:41:00 AM
Inst Blank(If applicable):			

Method: 8260D Matrix: Soil Units: mg/Kg QC Type: MSD

Analyte:	Column	Dup/MSD/MBSD Conc	Sample/MS/MBS Conc	RPD	Limit
Chlorodifluoromethane	1	20.835	19.2385	8	30
Dichlorodifluoromethane	1	21.9561	20.718	5.8	30
Chloromethane	1	35.6288	35.4046	0.63	30
Bromomethane	1	37.8769	38.0085	0.35	30
Vinyl Chloride	1	39.5522	39.4172	0.34	40
Chloroethane	1	44.1068	43.5375	1.3	30
Trichlorofluoromethane	1	42.3459	38.4644	9.6	30
Ethyl ether	1	44.7316	45.0005	0.6	30
Furan	1	47.0697	47.0501	0.04	30
1,1,2-Trichloro-1,2,2-trifluoroethane	1	47.659	38.3573	22	30
Methylene Chloride	1	47.0909	46.608	1	30
Acrolein	1	13.7537	10.8793	23	30
Acrylonitrile	1	42.5386	42.2432	0.7	30
Iodomethane	1	36.7949	37.8744	2.9	30
Acetone	1	242.1357	225.5889	7.1	30
Carbon Disulfide	1	34.2973	33.1793	3.3	30
t-Butyl Alcohol	1	242.0825	222.7579	8.3	30
n-Hexane	1	43.5117	28.9904	40*	30
Di-isopropyl-ether	1	50.2603	49.611	1.3	30
1,1-Dichloroethene	1	42.8635	40.7117	5.1	40
Methyl Acetate	1	59.0197	57.6343	2.4	30
Methyl-t-butyl ether	1	48.5449	47.4911	2.2	30
1,1-Dichloroethane	1	46.7179	45.881	1.8	40
trans-1,2-Dichloroethene	1	44.1715	42.7838	3.2	30
Ethyl-t-butyl ether	1	49.8315	48.9768	1.7	30
cis-1,2-Dichloroethene	1	40.8234	40.8912	0.17	30
Bromochloromethane	1	42.9539	43.6235	1.5	30
2,2-Dichloropropane	1	45.6546	42.1431	8	30
Ethyl acetate	1	6.359	5.8307	8.7	30
1,4-Dioxane	1	2790.292	2594.534	7.3	30
1,1-Dichloropropene	1	42.3749	35.4411	18	30
Chloroform	1	44.9687	44.6425	0.73	40
Cyclohexane	1	43.6187	28.6868	41*	30
1,2-Dichloroethane	1	40.4475	40.8524	1	40
2-Butanone	1	45.7468	45.0538	1.5	40
1,1,1-Trichloroethane	1	44.5362	39.3206	12	30
Carbon Tetrachloride	1	43.0103	35.2142	20	40
Vinyl Acetate	1	22.5602	22.4682	0.41	30
Bromodichloromethane	1	42.2977	42.4652	0.4	30
Methylcyclohexane	1	39.6994	24.2982	48*	30
Dibromomethane	1	42.5643	42.6292	0.15	30
1,2-Dichloropropane	1	44.8923	43.4517	3.3	30
Trichloroethene	1	40.9948	38.4431	6.4	40
Benzene	1	45.4091	43.4598	4.4	40
tert-Amyl methyl ether	1	50.5212	49.8163	1.4	30
Iso-propylacetate	1	10.5213	14.5195	32*	30
Methyl methacrylate	1	77.4889	74.1587	4.4	30
Dibromochloromethane	1	43.5633	43.0069	1.3	30
2-Chloroethylvinylether	1	33.4227	27.8269	18	30
cis-1,3-Dichloropropene	1	42.8104	43.2945	1.1	30
trans-1,3-Dichloropropene	1	39.771	40.4497	1.7	30
Ethyl methacrylate	1	9.63	11.7196	20	30
1,1,2-Trichloroethane	1	44.6402	43.8045	1.9	30
1,2-Dibromoethane	1	41.6467	41.1595	1.2	30
1,3-Dichloropropane	1	43.4381	44.2881	1.9	30
4-Methyl-2-Pentanone	1	39.7744	40.7653	2.5	30
2-Hexanone	1	34.0455	37.8994	11	30
Tetrachloroethene	1	36.7323	29.861	21	40
Toluene	1	42.0904	38.4433	9.1	40
1,1,1,2-Tetrachloroethane	1	40.8405	37.4813	8.6	30
Chlorobenzene	1	36.1854	33.694	7.1	40

* - Indicates outside of limits NA - Both concentrations=0... no result can be calculated

Bold and underline - Indicates the compounds reported on form1

Form3
RPD Data Laboratory Limits
QC Batch: MBS99689

Method: 8260D | Matrix: Soil | Units: mg/Kg | QC Type: MSD

Analyte:	Column	Dup/MSD/MBSD Conc	Sample/MS/MBS Conc	RPD	Limit
n-Butyl acrylate	1	3.0144	4.4746	39*	30
n-Amyl acetate	1	0	0	NA	30
Bromoform	**1**	**39.9801**	**39.7224**	**0.65**	**30**
Ethylbenzene	**1**	**36.917**	**32.6124**	**12**	**30**
1,1,2,2-Tetrachloroethane	**1**	**40.481**	**38.4485**	**5.2**	**30**
Styrene	**1**	**35.3058**	**33.4026**	**5.5**	**30**
m&p-Xylenes	**1**	**78.0979**	**66.1936**	**17**	**30**
o-Xylene	**1**	**37.4483**	**32.9196**	**13**	**30**
trans-1,4-Dichloro-2-butene	1	32.1572	29.5561	8.4	30
1,3-Dichlorobenzene	**1**	**28.5067**	**24.8315**	**14**	**30**
1,4-Dichlorobenzene	**1**	**27.8228**	**24.2957**	**14**	**40**
1,2-Dichlorobenzene	**1**	**28.7728**	**25.3204**	**13**	**40**
Isopropylbenzene	**1**	**33.1453**	**26.754**	**21**	**30**
Cyclohexanone	1	387.5971	368.4398	5.1	30
Camphene	1	26.8764	19.1807	33*	30
1,2,3-Trichloropropane	1	40.1821	38.9294	3.2	30
2-Chlorotoluene	1	32.7559	27.3939	18	30
p-Ethyltoluene	1	29.3013	23.432	22	30
4-Chlorotoluene	1	27.409	24.6542	11	30
n-Propylbenzene	1	30.7839	25.0326	21	40
Bromobenzene	1	32.3876	29.6674	8.8	30
1,3,5-Trimethylbenzene	**1**	**32.1899**	**26.2544**	**20**	**30**
Butyl methacrylate	1	9.9195	10.2678	3.5	30
t-Butylbenzene	1	29.378	23.1907	24	30
1,2,4-Trimethylbenzene	**1**	**31.1411**	**24.8659**	**22**	**30**
sec-Butylbenzene	1	27.5644	22.0422	22	40
4-Isopropyltoluene	1	21.4645	15.3191	33*	30
n-Butylbenzene	1	24.1301	19.0403	24	30
p-Diethylbenzene	1	23.1833	18.1447	24	30
1,2,4,5-Tetramethylbenzene	1	18.9044	14.7076	25	30
1,2-Dibromo-3-Chloropropane	**1**	**38.3919**	**33.6053**	**13**	**30**
Camphor	1	582.6057	536.3996	8.3	30
Hexachlorobutadiene	1	16.5427	13.4964	20	30
1,2,4-Trichlorobenzene	**1**	**19.1982**	**15.4614**	**22**	**30**
1,2,3-Trichlorobenzene	**1**	**17.6003**	**13.7916**	**24**	**30**
Naphthalene	1	24.6764	19.94	21	30

* - Indicates outside of limits NA - Both concentrations=0... no result can be calculated

Bold and underline - Indicates the compounds reported on form1

Form3
Recovery Data Laboratory Limits
QC Batch: MBS99694

Data File	Sample ID:	Analysis Date
Spike or Dup: 8M556288.D	MBS99694	3/16/2022 6:57:00 PM
Non Spike(If applicable):		
Inst Blank(If applicable):		

Method: 8260D Matrix: Aqueous Units: ug/L QC Type: MBS

Analyte:	Col	Spike Conc	Sample Conc	Expected Conc	Recovery	Lower Limit	Upper Limit
Chlorodifluoromethane	1	14.7793	0	20	74	50	150
Dichlorodifluoromethane	**1**	**18.7288**	**0**	**20**	**94**	**50**	**150**
Chloromethane	**1**	**24.2422**	**0**	**20**	**121**	**50**	**150**
Bromomethane	**1**	**19.6994**	**0**	**20**	**98**	**50**	**150**
Vinyl Chloride	**1**	**24.7874**	**0**	**20**	**124**	**50**	**150**
Chloroethane	**1**	**23.6282**	**0**	**20**	**118**	**50**	**150**
Trichlorofluoromethane	**1**	**25.0278**	**0**	**20**	**125**	**50**	**150**
Ethyl ether	1	24.0072	0	20	120	50	150
Furan	1	25.4907	0	20	127	50	150
1,1,2-Trichloro-1,2,2-trifluoroethane	**1**	**25.0891**	**0**	**20**	**125**	**50**	**150**
Methylene Chloride	**1**	**20.5928**	**0**	**20**	**103**	**70**	**130**
Acrolein	1	110.1313	0	100	110	50	150
Acrylonitrile	1	23.3091	0	20	117	50	150
Iodomethane	1	23.6054	0	20	118	50	150
Acetone	**1**	**129.6888**	**0**	**100**	**130**	**50**	**150**
Carbon Disulfide	**1**	**24.6578**	**0**	**20**	**123**	**50**	**150**
t-Butyl Alcohol	1	120.167	0	100	120	50	150
n-Hexane	1	25.5217	0	20	128	70	130
Di-isopropyl-ether	1	23.5632	0	20	118	70	130
1,1-Dichloroethene	**1**	**20.9399**	**0**	**20**	**105**	**70**	**130**
Methyl Acetate	**1**	**22.9509**	**0**	**20**	**115**	**50**	**150**
Methyl-t-butyl ether	**1**	**23.1737**	**0**	**20**	**116**	**70**	**130**
1,1-Dichloroethane	**1**	**21.9815**	**0**	**20**	**110**	**70**	**130**
trans-1,2-Dichloroethene	**1**	**22.0626**	**0**	**20**	**110**	**70**	**130**
Ethyl-t-butyl ether	1	22.3395	0	20	112	70	130
cis-1,2-Dichloroethene	**1**	**21.8668**	**0**	**20**	**109**	**70**	**130**
Bromochloromethane	**1**	**21.4814**	**0**	**20**	**107**	**70**	**130**
2,2-Dichloropropane	1	23.788	0	20	119	70	130
Ethyl acetate	1	22.2646	0	20	111	50	150
1,4-Dioxane	**1**	**1175.752**	**0**	**1000**	**118**	**50**	**150**
1,1-Dichloropropene	1	23.5443	0	20	118	70	130
Chloroform	**1**	**21.2406**	**0**	**20**	**106**	**70**	**130**
Cyclohexane	**1**	**26.0094**	**0**	**20**	**130**	**70**	**130**
1,2-Dichloroethane	**1**	**20.1859**	**0**	**20**	**101**	**70**	**130**
2-Butanone	**1**	**25.459**	**0**	**20**	**127**	**50**	**150**
1,1,1-Trichloroethane	**1**	**22.5123**	**0**	**20**	**113**	**70**	**130**
Carbon Tetrachloride	**1**	**23.786**	**0**	**20**	**119**	**50**	**150**
Vinyl Acetate	1	22.6018	0	20	113	50	150
Bromodichloromethane	**1**	**20.0051**	**0**	**20**	**100**	**70**	**130**
Methylcyclohexane	**1**	**25.6603**	**0**	**20**	**128**	**70**	**130**
Dibromomethane	1	20.7246	0	20	104	70	130
1,2-Dichloropropane	**1**	**21.1005**	**0**	**20**	**106**	**70**	**130**
Trichloroethene	**1**	**22.2849**	**0**	**20**	**111**	**70**	**130**
Benzene	**1**	**22.2148**	**0**	**20**	**111**	**70**	**130**
tert-Amyl methyl ether	1	24.0216	0	20	120	70	130
Iso-propylacetate	1	19.6606	0	20	98	70	130
Methyl methacrylate	1	18.7352	0	20	94	70	130
Dibromochloromethane	**1**	**16.5589**	**0**	**20**	**83**	**70**	**130**
2-Chloroethylvinylether	1	19.0915	0	20	95	70	130
cis-1,3-Dichloropropene	**1**	**18.4885**	**0**	**20**	**92**	**70**	**130**
trans-1,3-Dichloropropene	**1**	**17.5757**	**0**	**20**	**88**	**70**	**130**
Ethyl methacrylate	1	19.5086	0	20	98	70	130
1,1,2-Trichloroethane	**1**	**16.8667**	**0**	**20**	**84**	**70**	**130**
1,2-Dibromoethane	**1**	**17.659**	**0**	**20**	**88**	**70**	**130**
1,3-Dichloropropane	1	17.4266	0	20	87	70	130
4-Methyl-2-Pentanone	**1**	**18.6125**	**0**	**20**	**93**	**50**	**150**
2-Hexanone	**1**	**20.4581**	**0**	**20**	**102**	**50**	**150**
Tetrachloroethene	**1**	**18.887**	**0**	**20**	**94**	**50**	**150**
Toluene	**1**	**17.7865**	**0**	**20**	**89**	**70**	**130**
1,1,1,2-Tetrachloroethane	1	20.3646	0	20	102	70	130
Chlorobenzene	**1**	**19.0438**	**0**	**20**	**95**	**70**	**130**

* - Indicates outside of limits # - Indicates outside of standard limits but within method exceedance limits

Bold and underline - Indicates the compounds reported on form1

Form3
Recovery Data Laboratory Limits
QC Batch: MBS99694

Method: 8260D | Matrix: Aqueous | Units: ug/L | QC Type: MBS

Analyte:	Col	Spike Conc	Sample Conc	Expected Conc	Recovery	Lower Limit	Upper Limit
n-Butyl acrylate	1	21.1187	0	20	106	70	130
n-Amyl acetate	1	21.0953	0	20	105	70	130
Bromoform	**1**	**16.7909**	**0**	**20**	**84**	**70**	**130**
Ethylbenzene	**1**	**21.1966**	**0**	**20**	**106**	**70**	**130**
1,1,2,2-Tetrachloroethane	**1**	**18.3967**	**0**	**20**	**92**	**70**	**130**
Styrene	**1**	**19.9663**	**0**	**20**	**100**	**70**	**130**
m&p-Xylenes	**1**	**40.9577**	**0**	**40**	**102**	**70**	**130**
o-Xylene	**1**	**19.7319**	**0**	**20**	**99**	**70**	**130**
trans-1,4-Dichloro-2-butene	1	21.9468	0	20	110	50	150
1,3-Dichlorobenzene	**1**	**18.3972**	**0**	**20**	**92**	**70**	**130**
1,4-Dichlorobenzene	**1**	**18.3501**	**0**	**20**	**92**	**70**	**130**
1,2-Dichlorobenzene	**1**	**17.7792**	**0**	**20**	**89**	**70**	**130**
Isopropylbenzene	**1**	**19.6948**	**0**	**20**	**98**	**70**	**130**
Cyclohexanone	1	181.0632	0	100	181 *	50	150
Camphene	1	22.0167	0	20	110	70	130
1,2,3-Trichloropropane	1	19.6532	0	20	98	70	130
2-Chlorotoluene	1	20.2481	0	20	101	70	130
p-Ethyltoluene	1	21.0145	0	20	105	70	130
4-Chlorotoluene	1	21.1578	0	20	106	70	130
n-Propylbenzene	1	20.4702	0	20	102	70	130
Bromobenzene	1	20.8412	0	20	104	70	130
1,3,5-Trimethylbenzene	**1**	**21.085**	**0**	**20**	**105**	**70**	**130**
Butyl methacrylate	1	24.5278	0	20	123	70	130
t-Butylbenzene	1	20.0261	0	20	100	70	130
1,2,4-Trimethylbenzene	**1**	**19.9998**	**0**	**20**	**100**	**70**	**130**
sec-Butylbenzene	1	19.9651	0	20	100	70	130
4-Isopropyltoluene	1	19.3778	0	20	97	70	130
n-Butylbenzene	1	18.8971	0	20	94	70	130
p-Diethylbenzene	1	18.4767	0	20	92	70	130
1,2,4,5-Tetramethylbenzene	1	17.5338	0	20	88	70	130
1,2-Dibromo-3-Chloropropane	**1**	**17.2713**	**0**	**20**	**86**	**50**	**150**
Camphor	1	255.8906	0	200	128	20	150
Hexachlorobutadiene	1	18.1567	0	20	91	50	150
1,2,4-Trichlorobenzene	**1**	**17.1307**	**0**	**20**	**86**	**70**	**130**
1,2,3-Trichlorobenzene	**1**	**17.233**	**0**	**20**	**86**	**70**	**130**
Naphthalene	1	19.3791	0	20	97	50	150

* - Indicates outside of limits # - Indicates outside of standard limits but within method exceedance limits
Bold and underline - Indicates the compounds reported on form1

Form3
Recovery Data Laboratory Limits
QC Batch: MBS99694

	Data File	Sample ID:	Analysis Date
Spike or Dup:	8M556290.D	AD29465-001(MS)	3/16/2022 7:33:00 PM
Non Spike(If applicable):	8M556283.D	AD29465-001	3/16/2022 5:24:00 PM
Inst Blank(If applicable):			

Method: 8260D Matrix: Aqueous Units: ug/L QC Type: MS

Analyte:	Col	Spike Conc	Sample Conc	Expected Conc	Recovery	Lower Limit	Upper Limit
Chlorodifluoromethane	1	13.6925	0	20	68	50	150
Dichlorodifluoromethane	1	37.0808	0	20	185*	50	150
Chloromethane	1	37.0222	0	20	185*	50	150
Bromomethane	1	23.8286	0	20	119	50	150
Vinyl Chloride	1	33.568	0	20	168*	50	150
Chloroethane	1	27.8225	0	20	139	50	150
Trichlorofluoromethane	1	28.142	0	20	141	50	150
Ethyl ether	1	22.3791	0	20	112	50	150
Furan	1	23.9195	0	20	120	50	150
1,1,2-Trichloro-1,2,2-trifluoroethane	1	25.5914	0	20	128	50	150
Methylene Chloride	1	23.1136	0	20	116	70	130
Acrolein	1	195.2374	0	100	195*	50	150
Acrylonitrile	1	24.1867	0	20	121	50	150
Iodomethane	1	27.4971	0	20	137	50	150
Acetone	1	128.2967	0	100	128	50	150
Carbon Disulfide	1	26.6879	0	20	133	50	150
t-Butyl Alcohol	1	112.0176	0	100	112	50	150
n-Hexane	1	26.4903	0	20	132*	70	130
Di-isopropyl-ether	1	24.398	0	20	122	70	130
1,1-Dichloroethene	1	26.2864	0	20	131*	70	130
Methyl Acetate	1	24.9535	0	20	125	50	150
Methyl-t-butyl ether	1	24.6965	0	20	123	70	130
1,1-Dichloroethane	1	24.8884	0	20	124	70	130
trans-1,2-Dichloroethene	1	25.6874	0	20	128	70	130
Ethyl-t-butyl ether	1	24.8224	0	20	124	70	130
cis-1,2-Dichloroethene	1	24.9293	0	20	125	70	130
Bromochloromethane	1	24.5807	0	20	123	70	130
2,2-Dichloropropane	1	28.2903	0	20	141*	70	130
Ethyl acetate	1	22.2854	0	20	111	50	150
1,4-Dioxane	1	1258.287	0	1000	126	50	150
1,1-Dichloropropene	1	26.7576	0	20	134*	70	130
Chloroform	1	24.2345	0	20	121	70	130
Cyclohexane	1	26.4728	0	20	132*	70	130
1,2-Dichloroethane	1	23.4283	0	20	117	70	130
2-Butanone	1	23.3253	0	20	117	50	150
1,1,1-Trichloroethane	1	25.5608	0	20	128	70	130
Carbon Tetrachloride	1	27.4587	0	20	137	50	150
Vinyl Acetate	1	24.203	0	20	121	50	150
Bromodichloromethane	1	23.9337	0	20	120	70	130
Methylcyclohexane	1	25.392	0	20	127	70	130
Dibromomethane	1	23.7167	0	20	119	70	130
1,2-Dichloropropane	1	24.4314	0	20	122	70	130
Trichloroethene	1	25.1806	0	20	126	70	130
Benzene	1	25.3067	0	20	127	70	130
tert-Amyl methyl ether	1	25.0629	0	20	125	70	130
Iso-propylacetate	1	19.1961	0	20	96	70	130
Methyl methacrylate	1	26.6347	0	20	133*	70	130
Dibromochloromethane	1	20.2211	0	20	101	70	130
2-Chloroethylvinylether	1	0	0	20	0*	70	130
cis-1,3-Dichloropropene	1	20.4687	0	20	102	70	130
trans-1,3-Dichloropropene	1	20.9445	0	20	105	70	130
Ethyl methacrylate	1	20.7414	0	20	104	70	130
1,1,2-Trichloroethane	1	20.4091	0	20	102	70	130
1,2-Dibromoethane	1	19.5464	0	20	98	70	130
1,3-Dichloropropane	1	20.4297	0	20	102	70	130
4-Methyl-2-Pentanone	1	20.6865	0	20	103	50	150
2-Hexanone	1	22.2978	0	20	111	50	150
Tetrachloroethene	1	21.9338	0	20	110	50	150
Toluene	1	20.9394	0	20	105	70	130
1,1,1,2-Tetrachloroethane	1	21.0208	0	20	105	70	130
Chlorobenzene	1	20.8905	0	20	104	70	130

* - Indicates outside of limits # - Indicates outside of standard limits but within method exceedance limits

Bold and underline - Indicates the compounds reported on form1

Form3
Recovery Data Laboratory Limits
QC Batch: MBS99694

Method: 8260D | Matrix: Aqueous | Units: ug/L | QC Type: MS

Analyte:	Col	Spike Conc	Sample Conc	Expected Conc	Recovery	Lower Limit	Upper Limit
n-Butyl acrylate	1	20.4362	0	20	102	70	130
n-Amyl acetate	1	22.0859	0	20	110	70	130
Bromoform	**1**	**20.0755**	**0**	**20**	**100**	**70**	**130**
Ethylbenzene	**1**	**21.6947**	**0**	**20**	**108**	**70**	**130**
1,1,2,2-Tetrachloroethane	**1**	**21.9502**	**0**	**20**	**110**	**70**	**130**
Styrene	**1**	**21.4927**	**0**	**20**	**107**	**70**	**130**
m&p-Xylenes	**1**	**44.8929**	**0**	**40**	**112**	**70**	**130**
o-Xylene	**1**	**21.0398**	**0**	**20**	**105**	**70**	**130**
trans-1,4-Dichloro-2-butene	1	19.8157	0	20	99	50	150
1,3-Dichlorobenzene	**1**	**21.0044**	**0**	**20**	**105**	**70**	**130**
1,4-Dichlorobenzene	**1**	**20.5048**	**0**	**20**	**103**	**70**	**130**
1,2-Dichlorobenzene	**1**	**20.4412**	**0**	**20**	**102**	**70**	**130**
Isopropylbenzene	**1**	**22.3324**	**0**	**20**	**112**	**70**	**130**
Cyclohexanone	1	109.8137	0	100	110	50	150
Camphene	1	14.1231	0	20	71	70	130
1,2,3-Trichloropropane	1	21.3562	0	20	107	70	130
2-Chlorotoluene	1	21.7813	0	20	109	70	130
p-Ethyltoluene	1	22.2366	0	20	111	70	130
4-Chlorotoluene	1	21.1221	0	20	106	70	130
n-Propylbenzene	1	24.1874	0	20	121	70	130
Bromobenzene	1	22.0057	0	20	110	70	130
1,3,5-Trimethylbenzene	**1**	**22.5095**	**0**	**20**	**113**	**70**	**130**
Butyl methacrylate	1	21.8023	0	20	109	70	130
t-Butylbenzene	1	22.4312	0	20	112	70	130
1,2,4-Trimethylbenzene	**1**	**22.7264**	**0**	**20**	**114**	**70**	**130**
sec-Butylbenzene	1	21.7169	0	20	109	70	130
4-Isopropyltoluene	1	22.4594	0	20	112	70	130
n-Butylbenzene	1	22.7088	0	20	114	70	130
p-Diethylbenzene	1	22.2553	0	20	111	70	130
1,2,4,5-Tetramethylbenzene	1	21.9402	0	20	110	70	130
1,2-Dibromo-3-Chloropropane	**1**	**21.701**	**0**	**20**	**109**	**50**	**150**
Camphor	1	267.3757	0	200	134	20	150
Hexachlorobutadiene	1	22.5927	0	20	113	50	150
1,2,4-Trichlorobenzene	**1**	**21.1945**	**0**	**20**	**106**	**70**	**130**
1,2,3-Trichlorobenzene	**1**	**21.51**	**0**	**20**	**108**	**70**	**130**
Naphthalene	1	21.9847	0	20	110	50	150

* - Indicates outside of limits # - Indicates outside of standard limits but within method exceedance limits
Bold and underline - Indicates the compounds reported on form1

Form3
Recovery Data Laboratory Limits
QC Batch: MBS99694

	Data File	Sample ID:	Analysis Date
Spike or Dup:	8M556291.D	AD29465-001(MSD)	3/16/2022 7:51:00 PM
Non Spike(If applicable):	8M556283.D	AD29465-001	3/16/2022 5:24:00 PM
Inst Blank(If applicable):			

Method: 8260D Matrix: Aqueous Units: ug/L QC Type: MSD

Analyte:	Col	Spike Conc	Sample Conc	Expected Conc	Recovery	Lower Limit	Upper Limit
Chlorodifluoromethane	1	12.5636	0	20	63	50	150
Dichlorodifluoromethane	1	34.098	0	20	170*	50	150
Chloromethane	1	33.6823	0	20	168*	50	150
Bromomethane	1	22.209	0	20	111	50	150
Vinyl Chloride	1	30.124	0	20	151*	50	150
Chloroethane	1	26.1532	0	20	131	50	150
Trichlorofluoromethane	1	27.7085	0	20	139	50	150
Ethyl ether	1	22.5006	0	20	113	50	150
Furan	1	22.7621	0	20	114	50	150
1,1,2-Trichloro-1,2,2-trifluoroethane	1	23.3156	0	20	117	50	150
Methylene Chloride	1	21.7186	0	20	109	70	130
Acrolein	1	179.3575	0	100	179*	50	150
Acrylonitrile	1	22.5217	0	20	113	50	150
Iodomethane	1	25.2831	0	20	126	50	150
Acetone	1	123.8763	0	100	124	50	150
Carbon Disulfide	1	24.2445	0	20	121	50	150
t-Butyl Alcohol	1	112.626	0	100	113	50	150
n-Hexane	1	25.5982	0	20	128	70	130
Di-isopropyl-ether	1	22.4644	0	20	112	70	130
1,1-Dichloroethene	1	24.3186	0	20	122	70	130
Methyl Acetate	1	22.6893	0	20	113	50	150
Methyl-t-butyl ether	1	23.2388	0	20	116	70	130
1,1-Dichloroethane	1	23.0866	0	20	115	70	130
trans-1,2-Dichloroethene	1	23.9406	0	20	120	70	130
Ethyl-t-butyl ether	1	22.8793	0	20	114	70	130
cis-1,2-Dichloroethene	1	23.1076	0	20	116	70	130
Bromochloromethane	1	22.6483	0	20	113	70	130
2,2-Dichloropropane	1	25.7094	0	20	129	70	130
Ethyl acetate	1	21.9664	0	20	110	50	150
1,4-Dioxane	1	1206.423	0	1000	121	50	150
1,1-Dichloropropene	1	25.2068	0	20	126	70	130
Chloroform	1	22.5855	0	20	113	70	130
Cyclohexane	1	25.4231	0	20	127	70	130
1,2-Dichloroethane	1	22.1464	0	20	111	70	130
2-Butanone	1	24.179	0	20	121	50	150
1,1,1-Trichloroethane	1	24.8458	0	20	124	70	130
Carbon Tetrachloride	1	26.4032	0	20	132	50	150
Vinyl Acetate	1	23.1172	0	20	116	50	150
Bromodichloromethane	1	21.9935	0	20	110	70	130
Methylcyclohexane	1	24.8367	0	20	124	70	130
Dibromomethane	1	22.3427	0	20	112	70	130
1,2-Dichloropropane	1	22.7317	0	20	114	70	130
Trichloroethene	1	23.085	0	20	115	70	130
Benzene	1	23.4546	0	20	117	70	130
tert-Amyl methyl ether	1	24.2265	0	20	121	70	130
Iso-propylacetate	1	20.5872	0	20	103	70	130
Methyl methacrylate	1	20.0882	0	20	100	70	130
Dibromochloromethane	1	19.4692	0	20	97	70	130
2-Chloroethylvinylether	1	0	0	20	0*	70	130
cis-1,3-Dichloropropene	1	21.519	0	20	108	70	130
trans-1,3-Dichloropropene	1	21.662	0	20	108	70	130
Ethyl methacrylate	1	20.8208	0	20	104	70	130
1,1,2-Trichloroethane	1	20.7976	0	20	104	70	130
1,2-Dibromoethane	1	19.6459	0	20	98	70	130
1,3-Dichloropropane	1	20.4924	0	20	102	70	130
4-Methyl-2-Pentanone	1	22.0195	0	20	110	50	150
2-Hexanone	1	21.817	0	20	109	50	150
Tetrachloroethene	1	21.4864	0	20	107	50	150
Toluene	1	21.0167	0	20	105	70	130
1,1,1,2-Tetrachloroethane	1	20.8548	0	20	104	70	130
Chlorobenzene	1	19.973	0	20	100	70	130

* - Indicates outside of limits # - Indicates outside of standard limits but within method exceedance limits

Bold and underline - Indicates the compounds reported on form1

Form3
Recovery Data Laboratory Limits
QC Batch: MBS99694

Method: 8260D | Matrix: Aqueous | Units: ug/L | QC Type: MSD

Analyte:	Col	Spike Conc	Sample Conc	Expected Conc	Recovery	Lower Limit	Upper Limit
n-Butyl acrylate	1	19.2798	0	20	96	70	130
n-Amyl acetate	1	20.477	0	20	102	70	130
Bromoform	**1**	**19.2649**	**0**	**20**	**96**	**70**	**130**
Ethylbenzene	**1**	**21.2103**	**0**	**20**	**106**	**70**	**130**
1,1,2,2-Tetrachloroethane	**1**	**19.6872**	**0**	**20**	**98**	**70**	**130**
Styrene	**1**	**20.4912**	**0**	**20**	**102**	**70**	**130**
m&p-Xylenes	**1**	**40.6882**	**0**	**40**	**102**	**70**	**130**
o-Xylene	**1**	**19.5845**	**0**	**20**	**98**	**70**	**130**
trans-1,4-Dichloro-2-butene	1	18.5527	0	20	93	50	150
1,3-Dichlorobenzene	**1**	**19.901**	**0**	**20**	**100**	**70**	**130**
1,4-Dichlorobenzene	**1**	**20.1374**	**0**	**20**	**101**	**70**	**130**
1,2-Dichlorobenzene	**1**	**19.6012**	**0**	**20**	**98**	**70**	**130**
Isopropylbenzene	**1**	**21.2584**	**0**	**20**	**106**	**70**	**130**
Cyclohexanone	1	102.3021	0	100	102	50	150
Camphene	1	13.2992	0	20	66*	70	130
1,2,3-Trichloropropane	1	20.7725	0	20	104	70	130
2-Chlorotoluene	1	20.8487	0	20	104	70	130
p-Ethyltoluene	1	21.7702	0	20	109	70	130
4-Chlorotoluene	1	20.3801	0	20	102	70	130
n-Propylbenzene	1	22.4917	0	20	112	70	130
Bromobenzene	1	20.7933	0	20	104	70	130
1,3,5-Trimethylbenzene	**1**	**21.3354**	**0**	**20**	**107**	**70**	**130**
Butyl methacrylate	1	22.6345	0	20	113	70	130
t-Butylbenzene	1	20.3786	0	20	102	70	130
1,2,4-Trimethylbenzene	**1**	**20.465**	**0**	**20**	**102**	**70**	**130**
sec-Butylbenzene	1	21.3886	0	20	107	70	130
4-Isopropyltoluene	1	21.4096	0	20	107	70	130
n-Butylbenzene	1	21.1882	0	20	106	70	130
p-Diethylbenzene	1	20.2504	0	20	101	70	130
1,2,4,5-Tetramethylbenzene	1	21.5221	0	20	108	70	130
1,2-Dibromo-3-Chloropropane	**1**	**19.4222**	**0**	**20**	**97**	**50**	**150**
Camphor	1	243.101	0	200	122	20	150
Hexachlorobutadiene	1	19.78	0	20	99	50	150
1,2,4-Trichlorobenzene	**1**	**20.4918**	**0**	**20**	**102**	**70**	**130**
1,2,3-Trichlorobenzene	**1**	**20.6909**	**0**	**20**	**103**	**70**	**130**
Naphthalene	1	20.8447	0	20	104	50	150

* - Indicates outside of limits # - Indicates outside of standard limits but within method exceedance limits
Bold and underline - Indicates the compounds reported on form1

Form3
RPD Data Laboratory Limits
QC Batch: MBS99694

	Data File	Sample ID:	Analysis Date
Spike or Dup:	8M556291.D	AD29465-001(MSD)	3/16/2022 7:51:00 PM
Duplicate(If applicable):	8M556290.D	AD29465-001(MS)	3/16/2022 7:33:00 PM
Inst Blank(If applicable):			

Method: 8260D Matrix: Aqueous Units: ug/L QC Type: MSD

Analyte:	Column	Dup/MSD/MBSD Conc	Sample/MS/MBS Conc	RPD	Limit
Chlorodifluoromethane	1	12.5636	13.6925	8.6	30
Dichlorodifluoromethane	**1**	**34.098**	**37.0808**	**8.4**	**30**
Chloromethane	**1**	**33.6823**	**37.0222**	**9.4**	**30**
Bromomethane	**1**	**22.209**	**23.8286**	**7**	**30**
Vinyl Chloride	**1**	**30.124**	**33.568**	**11**	**40**
Chloroethane	**1**	**26.1532**	**27.8225**	**6.2**	**30**
Trichlorofluoromethane	**1**	**27.7085**	**28.142**	**1.6**	**30**
Ethyl ether	1	22.5006	22.3791	0.54	30
Furan	1	22.7621	23.9195	5	30
1,1,2-Trichloro-1,2,2-trifluoroethane	**1**	**23.3156**	**25.5914**	**9.3**	**30**
Methylene Chloride	**1**	**21.7186**	**23.1136**	**6.2**	**30**
Acrolein	1	179.3575	195.2374	8.5	30
Acrylonitrile	1	22.5217	24.1867	7.1	30
Iodomethane	1	25.2831	27.4971	8.4	30
Acetone	**1**	**123.8763**	**128.2967**	**3.5**	**30**
Carbon Disulfide	**1**	**24.2445**	**26.6879**	**9.6**	**30**
t-Butyl Alcohol	1	112.626	112.0176	0.54	30
n-Hexane	1	25.5982	26.4903	3.4	30
Di-isopropyl-ether	1	22.4644	24.398	8.3	30
1,1-Dichloroethene	**1**	**24.3186**	**26.2864**	**7.8**	**40**
Methyl Acetate	**1**	**22.6893**	**24.9535**	**9.5**	**30**
Methyl-t-butyl ether	**1**	**23.2388**	**24.6965**	**6.1**	**30**
1,1-Dichloroethane	**1**	**23.0866**	**24.8884**	**7.5**	**40**
trans-1,2-Dichloroethene	**1**	**23.9406**	**25.6874**	**7**	**30**
Ethyl-t-butyl ether	1	22.8793	24.8224	8.1	30
cis-1,2-Dichloroethene	**1**	**23.1076**	**24.9293**	**7.6**	**30**
Bromochloromethane	**1**	**22.6483**	**24.5807**	**8.2**	**30**
2,2-Dichloropropane	1	25.7094	28.2903	9.6	30
Ethyl acetate	1	21.9664	22.2854	1.4	30
1,4-Dioxane	**1**	**1206.423**	**1258.287**	**4.2**	**30**
1,1-Dichloropropene	1	25.2068	26.7576	6	30
Chloroform	**1**	**22.5855**	**24.2345**	**7**	**40**
Cyclohexane	**1**	**25.4231**	**26.4728**	**4**	**30**
1,2-Dichloroethane	**1**	**22.1464**	**23.4283**	**5.6**	**40**
2-Butanone	**1**	**24.179**	**23.3253**	**3.6**	**40**
1,1,1-Trichloroethane	**1**	**24.8458**	**25.5608**	**2.8**	**30**
Carbon Tetrachloride	**1**	**26.4032**	**27.4587**	**3.9**	**40**
Vinyl Acetate	1	23.1172	24.203	4.6	30
Bromodichloromethane	**1**	**21.9935**	**23.9337**	**8.4**	**30**
Methylcyclohexane	**1**	**24.8367**	**25.392**	**2.2**	**30**
Dibromomethane	1	22.3427	23.7167	6	30
1,2-Dichloropropane	**1**	**22.7317**	**24.4314**	**7.2**	**30**
Trichloroethene	**1**	**23.085**	**25.1806**	**8.7**	**40**
Benzene	**1**	**23.4546**	**25.3067**	**7.6**	**40**
tert-Amyl methyl ether	1	24.2265	25.0629	3.4	30
Iso-propylacetate	1	20.5872	19.1961	7	30
Methyl methacrylate	1	20.0882	26.6347	28	30
Dibromochloromethane	**1**	**19.4692**	**20.2211**	**3.8**	**30**
2-Chloroethylvinylether	1	0	0	NA	30
cis-1,3-Dichloropropene	**1**	**21.519**	**20.4687**	**5**	**30**
trans-1,3-Dichloropropene	**1**	**21.662**	**20.9445**	**3.4**	**30**
Ethyl methacrylate	1	20.8208	20.7414	0.38	30
1,1,2-Trichloroethane	**1**	**20.7976**	**20.4091**	**1.9**	**30**
1,2-Dibromoethane	**1**	**19.6459**	**19.5464**	**0.51**	**30**
1,3-Dichloropropane	1	20.4924	20.4297	0.31	30
4-Methyl-2-Pentanone	**1**	**22.0195**	**20.6865**	**6.2**	**30**
2-Hexanone	**1**	**21.817**	**22.2978**	**2.2**	**30**
Tetrachloroethene	**1**	**21.4864**	**21.9338**	**2.1**	**40**
Toluene	**1**	**21.0167**	**20.9394**	**0.37**	**40**
1,1,1,2-Tetrachloroethane	1	20.8548	21.0208	0.79	30
Chlorobenzene	**1**	**19.973**	**20.8905**	**4.5**	**40**

* - Indicates outside of limits NA - Both concentrations=0... no result can be calculated

Bold and underline - Indicates the compounds reported on form1

Form3
RPD Data Laboratory Limits
QC Batch: MBS99694

Method: 8260D Matrix: Aqueous Units: ug/L QC Type: MSD

Analyte:	Column	Dup/MSD/MBSD Conc	Sample/MS/MBS Conc	RPD	Limit
n-Butyl acrylate	1	19.2798	20.4362	5.8	30
n-Amyl acetate	1	20.477	22.0859	7.6	30
Bromoform	**1**	**19.2649**	**20.0755**	**4.1**	**30**
Ethylbenzene	**1**	**21.2103**	**21.6947**	**2.3**	**30**
1,1,2,2-Tetrachloroethane	**1**	**19.6872**	**21.9502**	**11**	**30**
Styrene	**1**	**20.4912**	**21.4927**	**4.8**	**30**
m&p-Xylenes	**1**	**40.6882**	**44.8929**	**9.8**	**30**
o-Xylene	**1**	**19.5845**	**21.0398**	**7.2**	**30**
trans-1,4-Dichloro-2-butene	1	18.5527	19.8157	6.6	30
1,3-Dichlorobenzene	**1**	**19.901**	**21.0044**	**5.4**	**30**
1,4-Dichlorobenzene	**1**	**20.1374**	**20.5048**	**1.8**	**40**
1,2-Dichlorobenzene	**1**	**19.6012**	**20.4412**	**4.2**	**40**
Isopropylbenzene	**1**	**21.2584**	**22.3324**	**4.9**	**30**
Cyclohexanone	1	102.3021	109.8137	7.1	30
Camphene	1	13.2992	14.1231	6	30
1,2,3-Trichloropropane	1	20.7725	21.3562	2.8	30
2-Chlorotoluene	1	20.8487	21.7813	4.4	30
p-Ethyltoluene	1	21.7702	22.2366	2.1	30
4-Chlorotoluene	1	20.3801	21.1221	3.6	30
n-Propylbenzene	1	22.4917	24.1874	7.3	40
Bromobenzene	1	20.7933	22.0057	5.7	30
1,3,5-Trimethylbenzene	**1**	**21.3354**	**22.5095**	**5.4**	**30**
Butyl methacrylate	1	22.6345	21.8023	3.7	30
t-Butylbenzene	1	20.3786	22.4312	9.6	30
1,2,4-Trimethylbenzene	**1**	**20.465**	**22.7264**	**10**	**30**
sec-Butylbenzene	1	21.3886	21.7169	1.5	40
4-Isopropyltoluene	1	21.4096	22.4594	4.8	30
n-Butylbenzene	1	21.1882	22.7088	6.9	30
p-Diethylbenzene	1	20.2504	22.2553	9.4	30
1,2,4,5-Tetramethylbenzene	1	21.5221	21.9402	1.9	30
1,2-Dibromo-3-Chloropropane	**1**	**19.4222**	**21.701**	**11**	**30**
Camphor	1	243.101	267.3757	9.5	30
Hexachlorobutadiene	1	19.78	22.5927	13	30
1,2,4-Trichlorobenzene	**1**	**20.4918**	**21.1945**	**3.4**	**30**
1,2,3-Trichlorobenzene	**1**	**20.6909**	**21.51**	**3.9**	**30**
Naphthalene	1	20.8447	21.9847	5.3	30

* - Indicates outside of limits NA - Both concentrations=0... no result can be calculated

Bold and underline - Indicates the compounds reported on form1

FORM 4
Blank Summary

Blank Number: DAILY BLANK
Blank Data File: 1M159768.D
Matrix: Aqueous

Blank Analysis Date: 03/15/22 12:28
Blank Extraction Date: NA
(If Applicable)
Method: EPA 8260D

Sample Number	Data File	Analysis Date
AD29415-007	1M159793.D	03/15/22 21:27
AD29415-008	1M159794.D	03/15/22 21:49
AD29296-001(50X)	1M159774.D	03/15/22 14:37
AD29296-001(50X)	1M159769.D	03/15/22 12:50
AD29296-001(50X)	1M159773.D	03/15/22 14:16
MBS99685	1M159770.D	03/15/22 13:11

FORM 4
Blank Summary

Blank Number: DAILY BLANK
Blank Data File: 6M152098.D
Matrix: Soil

Blank Analysis Date: 03/15/22 23:18
Blank Extraction Date: NA
(If Applicable)
Method: EPA 8260D

Sample Number	Data File	Analysis Date
AD29415-001	6M152123.D	03/16/22 07:59
AD29415-002	6M152121.D	03/16/22 07:18
AD29415-003	6M152122.D	03/16/22 07:39
AD29415-004	6M152100.D	03/16/22 00:00
AD29301-013	6M152099.D	03/15/22 23:39
MBS99689	6M152101.D	03/16/22 00:21
AD29301-013(MS)	6M152102.D	03/16/22 00:41
AD29301-013(MSD	6M152103.D	03/16/22 01:02

FORM 4
Blank Summary

Blank Number: DAILY BLANK
Blank Data File: 8M556281.D
Matrix: Aqueous

Blank Analysis Date: 03/16/22 16:47
Blank Extraction Date: NA
(If Applicable)
Method: EPA 8260D

Sample Number	Data File	Analysis Date
AD29415-009	8M556284.D	03/16/22 17:42
AD29465-001(MSD	8M556291.D	03/16/22 19:51
AD29465-001(MS)	8M556290.D	03/16/22 19:33
MBS99694	8M556288.D	03/16/22 18:57
AD29465-001	8M556283.D	03/16/22 17:24

Form 5

Tune Name: BFB TUNE
Instrument: GCMS 1

Data File: 1M158416.D
Analysis Date: 02/04/22 18:53
Method: EPA 8260D

Tune Scan/Time Range: Average of 7.568 to 7.572 min

Tgt Mass	Rel Mass	Lo Lim	Hi Lim	Rel Abund	Raw Abund	Pass/ Fail
50	95	15	40	24.9	1366	PASS
75	95	30	60	55.4	3039	PASS
95	95	100	100	100.0	5487	PASS
96	95	5	9	5.2	288	PASS
173	174	0.00	2	0.0	0	PASS
174	95	50	100	70.5	3868	PASS
175	174	5	9	6.4	249	PASS
176	174	95	101	99.1	3834	PASS
177	176	5	9	6.9	265	PASS

Data File	Sample Number	Analysis Date:
1M158419.D	CAL @ 0.5 PPB	02/04/22 19:52
1M158420.D	CAL @ 1 PPB	02/04/22 20:14
1M158421.D	CAL @ 5 PPB	02/04/22 20:36
1M158422.D	CAL @ 10 PPB	02/04/22 20:58
1M158423.D	CAL @ 20PPB	02/04/22 21:19
1M158424.D	CAL @ 50 PPB	02/04/22 21:41
1M158425.D	CAL @ 100 PPB	02/04/22 22:03
1M158426.D	CAL @ 250 PPB	02/04/22 22:25
1M158427.D	500 PPB	02/04/22 22:46
1M158431.D	CAL @ 500 PPB	02/05/22 00:50
1M158436.D	5 PPB	02/05/22 02:39
1M158437.D	10 PPB	02/05/22 03:01
1M158439.D	0.5 PPB	02/05/22 03:44
1M158440.D	1 PPB	02/05/22 04:06
1M158441.D	ICV	02/05/22 04:28

2031407 0101

Data Path : G:\GcMsData\2022\GCMS_1\Data\02-04-22\
Data File : 1M158416.D
Acq On : 04 Feb 2022 18:53
Operator : WP
Sample : BFB TUNE
Misc : A,5ML
ALS Vial : 8 Sample Multiplier: 1

Integration File: RTEINT.P

Method : G:\GcMsData\2022\GCMS_1\MethodQt\1M_A0117.M
Title : @GCMS_1,ug,624,8260
Last Update : Fri Jan 28 14:07:26 2022

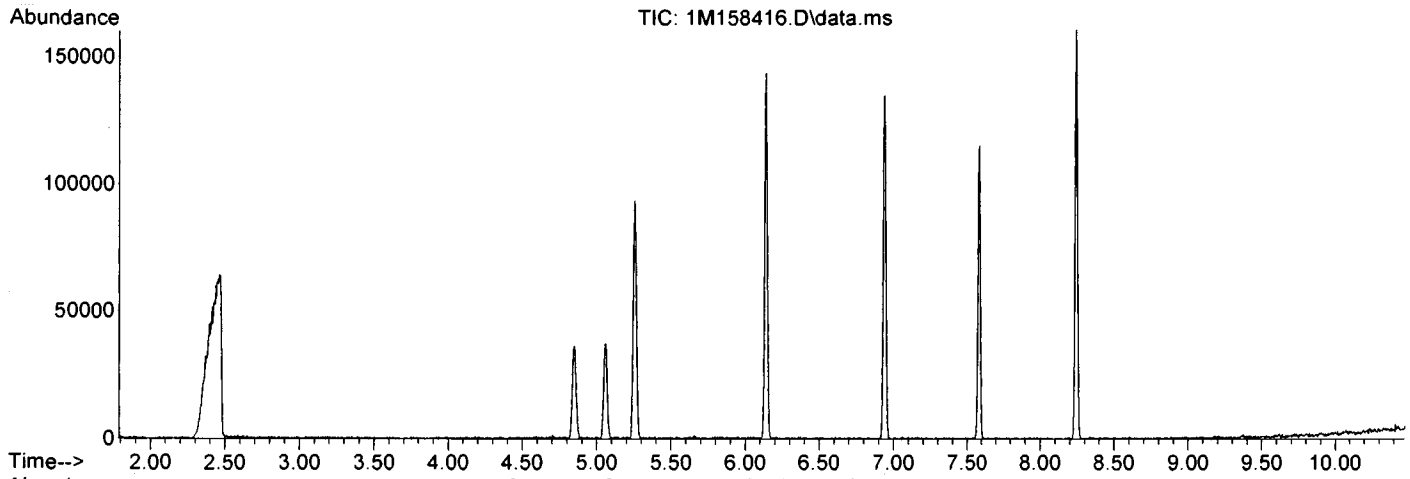

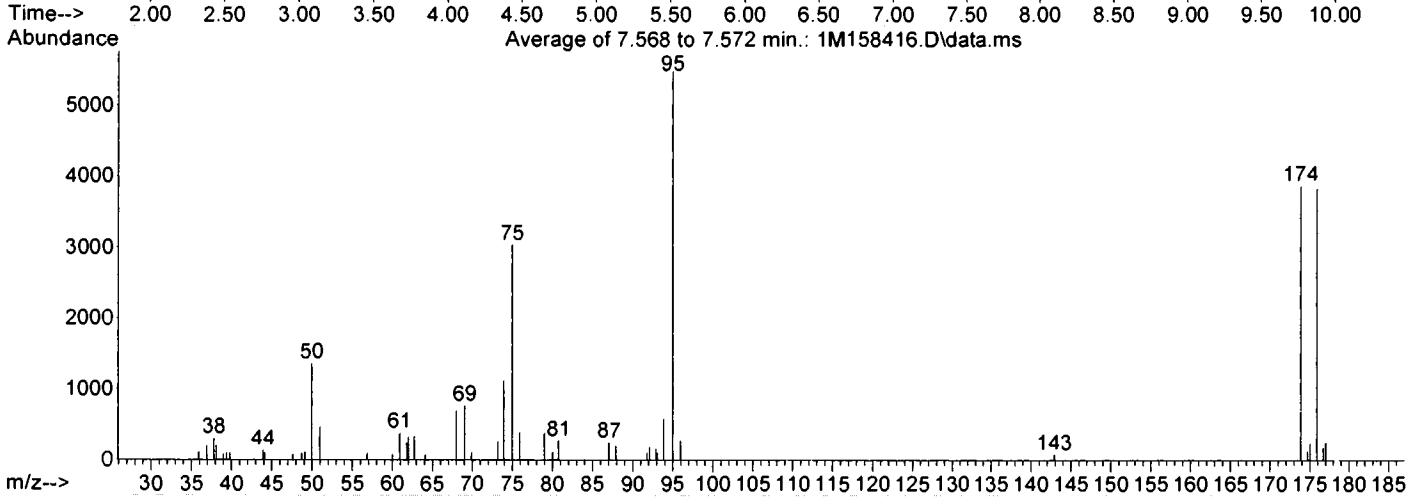

Spectrum Information: Average of 7.568 to 7.572 min.

Target Mass	Rel. to Mass	Lower Limit%	Upper Limit%	Rel. Abn%	Raw Abn	Result Pass/Fail
50	95	15	40	24.9	1366	PASS
75	95	30	60	55.4	3039	PASS
95	95	100	100	100.0	5487	PASS
96	95	5	9	5.2	288	PASS
173	174	0.00	2	0.0	0	PASS
174	95	50	100	70.5	3868	PASS
175	174	5	9	6.4	249	PASS
176	174	95	101	99.1	3834	PASS
177	176	5	9	6.9	265	PASS

Form 5

Tune Name: BFB TUNE
Instrument: GCMS 8

Data File: 8M555692.D
Analysis Date: 03/02/22 17:42
Method: EPA 8260D

Tune Scan/Time Range: Average of 7.362 to 7.372 min

Tgt Mass	Rel Mass	Lo Lim	Hi Lim	Rel Abund	Raw Abund	Pass/ Fail
50	95	15	40	21.4	6129	PASS
75	95	30	60	51.8	14809	PASS
95	95	100	100	100.0	28598	PASS
96	95	5	9	7.4	2111	PASS
173	174	0.00	2	1.1	271	PASS
174	95	50	100	83.3	23810	PASS
175	174	5	9	7.4	1768	PASS
176	174	95	101	99.2	23620	PASS
177	176	5	9	5.6	1330	PASS

Data File	Sample Number	Analysis Date:
8M555695.D	0.5 PPB	03/02/22 18:34
8M555696.D	5 PPB	03/02/22 18:52
8M555697.D	CAL @ 1 PPB	03/02/22 19:10
8M555698.D	1 PPB	03/02/22 19:28
8M555699.D	0.5 PPB	03/02/22 19:47
8M555700.D	5 PPB	03/02/22 20:05
8M555701.D	10 PPB	03/02/22 20:23
8M555702.D	1 PPB	03/02/22 20:42
8M555705.D	50 PPB	03/02/22 21:42
8M555708.D	CAL @ 0.5 PPB	03/02/22 22:31
8M555709.D	1 PPB	03/02/22 22:49
8M555710.D	CAL @ 5 PPB	03/02/22 23:08
8M555711.D	CAL @ 10 PPB	03/02/22 23:26
8M555712.D	1 PPB	03/02/22 23:45
8M555713.D	1 PPB	03/03/22 00:03
8M555714.D	CAL @ 20 PPB	03/03/22 00:22
8M555715.D	CAL @ 50 PPB	03/03/22 00:40
8M555717.D	CAL @ 100 PPB	03/03/22 01:16
8M555719.D	CAL @ 250 PPB	03/03/22 01:53
8M555722.D	CAL @ 500 PPB	03/03/22 02:48
8M555727.D	ICV	03/03/22 04:19
8M555728.D	ICV	03/03/22 04:37

2031407 0103

Data Path : G:\GcMsData\2022\GCMS_8\Data\03-02-22\
Data File : 8M555692.D
Acq On : 02 Mar 2022 17:42
Operator : WP
Sample : BFB TUNE
Misc : A,5ML
ALS Vial : 3 Sample Multiplier: 1

Integration File: RTEINT.P

Method : G:\GcMsData\2022\GCMS_8\MethodQt\8M_A0301.M
Title : @GCMS_8,ug,624,8260
Last Update : Thu Jan 27 17:10:43 2022

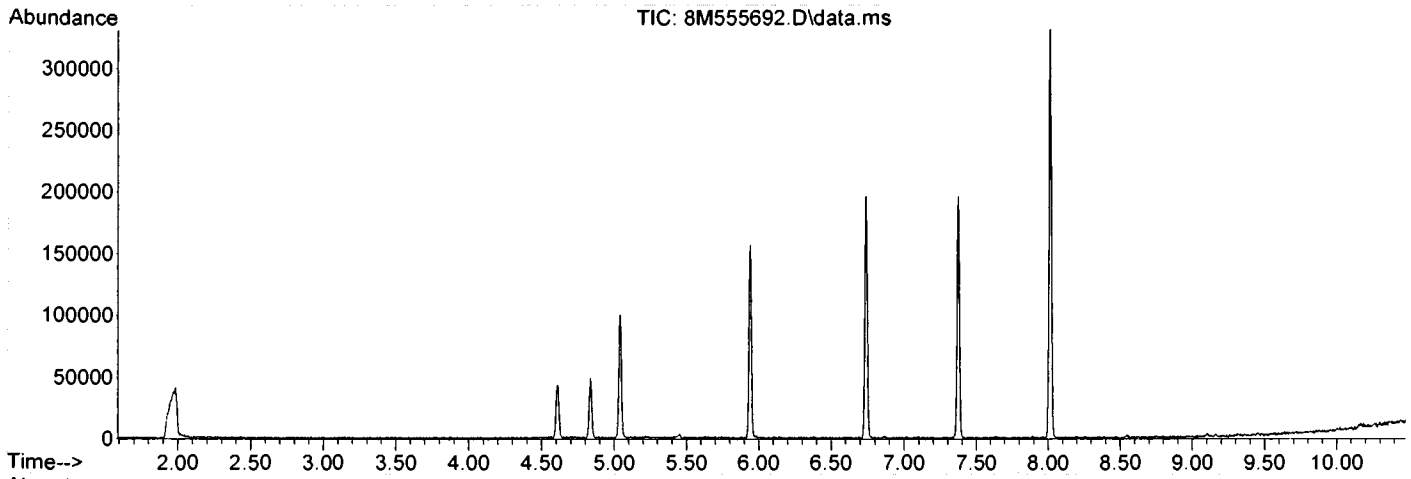

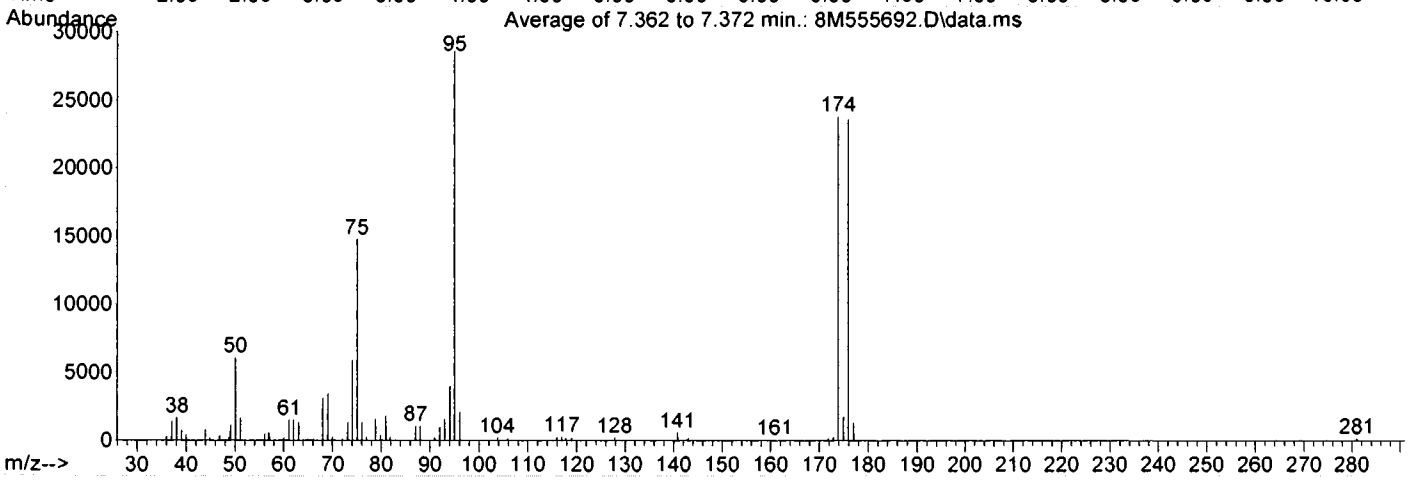

Spectrum Information: Average of 7.362 to 7.372 min.

Target Mass	Rel. to Mass	Lower Limit%	Upper Limit%	Rel. Abn%	Raw Abn	Result Pass/Fail
50	95	15	40	21.4	6129	PASS
75	95	30	60	51.8	14809	PASS
95	95	100	100	100.0	28598	PASS
96	95	5	9	7.4	2111	PASS
173	174	0.00	2	1.1	271	PASS
174	95	50	100	83.3	23810	PASS
175	174	5	9	7.4	1768	PASS
176	174	95	101	99.2	23620	PASS
177	176	5	9	5.6	1330	PASS

Form 5

Tune Name: BFB TUNE
Instrument: GCMS 6

Data File: 6M151788.D
Analysis Date: 03/08/22 22:20
Method: EPA 8260D

Tune Scan/Time Range: Average of 7.379 to 7.385 min

Tgt Mass	Rel Mass	Lo Lim	Hi Lim	Rel Abund	Raw Abund	Pass/ Fail
50	95	15	40	16.2	11024	PASS
75	95	30	60	49.1	33456	PASS
95	95	100	100	100.0	68168	PASS
96	95	5	9	6.5	4418	PASS
173	174	0.00	2	1.1	572	PASS
174	95	50	100	77.8	53024	PASS
175	174	5	9	6.5	3466	PASS
176	174	95	101	96.2	51004	PASS
177	176	5	9	7.0	3552	PASS

Data File	Sample Number	Analysis Date:
6M151790.D	CAL @ 0.5PPB	03/08/22 22:56
6M151791.D	CAL @ 1PPB	03/08/22 23:17
6M151793.D	CAL @ 2PPB	03/08/22 23:58
6M151794.D	CAL @ 5PPB	03/09/22 00:19
6M151795.D	CAL @ 20PPB	03/09/22 00:40
6M151796.D	CAL @ 50PPB	03/09/22 01:01
6M151798.D	CAL @ 100PPB	03/09/22 01:43
6M151800.D	CAL @ 250PPB	03/09/22 02:24
6M151803.D	500PPB	03/09/22 03:27
6M151809.D	STD	03/09/22 05:32
6M151813.D	BLK	03/09/22 06:56
6M151828.D	ICV	03/09/22 12:38

2031407 0105

Data Path : G:\GcMsData\2022\GCMS_6\Data\03-0822\
Data File : 6M151788.D
Acq On : 08 Mar 2022 22:20
Operator : JM
Sample : BFB TUNE
Misc : S,5G
ALS Vial : 2 Sample Multiplier: 1

Integration File: RTEINT.P

Method : G:\GcMsData\2022\GCMS_6\MethodQt\6M_S0208.M
Title : @GCMS_6,ug,624,8260
Last Update : Tue Feb 08 21:35:12 2022

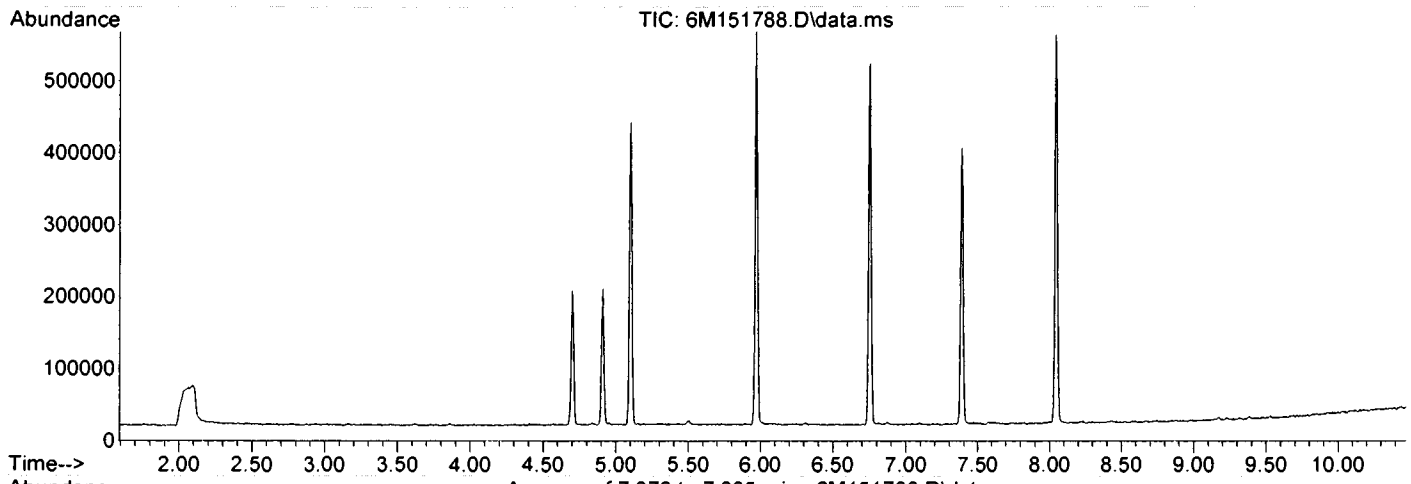

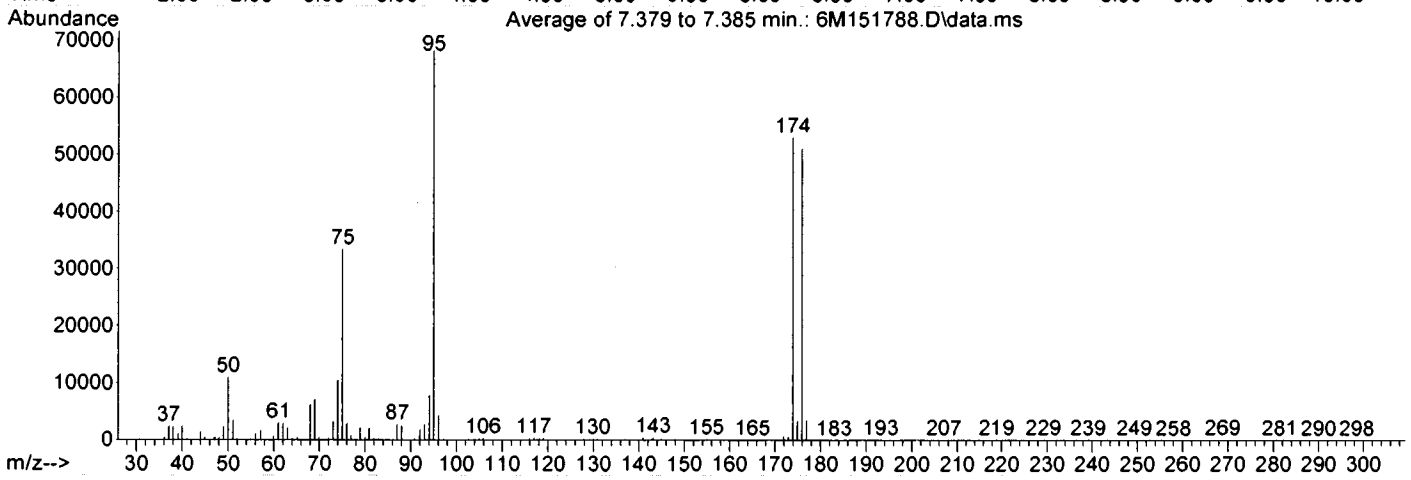

Spectrum Information: Average of 7.379 to 7.385 min.

Target Mass	Rel. to Mass	Lower Limit%	Upper Limit%	Rel. Abn%	Raw Abn	Result Pass/Fail
50	95	15	40	16.2	11024	PASS
75	95	30	60	49.1	33456	PASS
95	95	100	100	100.0	68168	PASS
96	95	5	9	6.5	4418	PASS
173	174	0.00	2	1.1	572	PASS
174	95	50	100	77.8	53024	PASS
175	174	5	9	6.5	3466	PASS
176	174	95	101	96.2	51004	PASS
177	176	5	9	7.0	3552	PASS

Form 5

Tune Name: BFB TUNE
Instrument: GCMS 1

Data File: 1M159762.D
Analysis Date: 03/15/22 10:19
Method: EPA 8260D

Tune Scan/Time Range: Average of 7.585 to 7.588 min

Tgt Mass	Rel Mass	Lo Lim	Hi Lim	Rel Abund	Raw Abund	Pass/ Fail
50	95	15	40	25.2	11472	PASS
75	95	30	60	59.8	27194	PASS
95	95	100	100	100.0	45444	PASS
96	95	5	9	7.1	3209	PASS
173	174	0.00	2	2.0	740	PASS
174	95	50	100	81.7	37136	PASS
175	174	5	9	7.8	2894	PASS
176	174	95	101	98.6	36614	PASS
177	176	5	9	7.8	2851	PASS

Data File	Sample Number	Analysis Date:
1M159763.D	20 PPB	03/15/22 10:41
1M159764.D	CAL @ 20 PPB	03/15/22 11:02
1M159766.D	DI	03/15/22 11:45
1M159767.D	DAILY BLANK	03/15/22 12:06
1M159768.D	DAILY BLANK	03/15/22 12:28
1M159769.D	AD29296-001(50X)	03/15/22 12:50
1M159770.D	MBS99685	03/15/22 13:11
1M159771.D	MBS99686	03/15/22 13:33
1M159772.D	STD	03/15/22 13:54
1M159773.D	AD29296-001(50X)	03/15/22 14:16
1M159774.D	AD29296-001(50X)	03/15/22 14:37
1M159775.D	BLK	03/15/22 14:59
1M159776.D	AD29404-011	03/15/22 15:20
1M159777.D	AD29404-012	03/15/22 15:42
1M159778.D	AD29408-001	03/15/22 16:03
1M159779.D	AD29408-002	03/15/22 16:25
1M159780.D	AD29408-003	03/15/22 16:46
1M159781.D	AD29408-004	03/15/22 17:08
1M159782.D	AD29408-005	03/15/22 17:29
1M159783.D	AD29408-006	03/15/22 17:51
1M159784.D	AD29408-007	03/15/22 18:12
1M159785.D	AD29408-008	03/15/22 18:34
1M159786.D	AD29408-009	03/15/22 18:55
1M159787.D	AD29364-003(50X)	03/15/22 19:17
1M159788.D	AD29364-006(50X)	03/15/22 19:39
1M159789.D	AD29364-007(50X)	03/15/22 20:00
1M159790.D	AD29329-001(50X)	03/15/22 20:22
1M159791.D	EF-1-V-368552(031	03/15/22 20:44
1M159792.D	AD29408-010	03/15/22 21:06
1M159793.D	AD29415-007	03/15/22 21:27
1M159794.D	AD29415-008	03/15/22 21:49
1M159795.D	AD29441-003	03/15/22 22:10
1M159796.D	29441-002(100X)	03/15/22 22:31
1M159797.D	29419-001(500X)	03/15/22 22:53
1M159798.D	29427-001(40X)	03/15/22 23:14
1M159799.D	29427-001(40X)	03/15/22 23:35

Data Path : G:\GcMsData\2022\GCMS_1\Data\03-15-22\
Data File : 1M159762.D
Acq On : 15 Mar 2022 10:19
Operator : JM
Sample : BFB TUNE
Misc : A,5ML
ALS Vial : 3 Sample Multiplier: 1

Integration File: RTEINT.P

Method : G:\GcMsData\2022\GCMS_1\MethodQt\1M_A0204.M
Title : @GCMS_1,ug,624,8260
Last Update : Mon Feb 07 17:15:51 2022

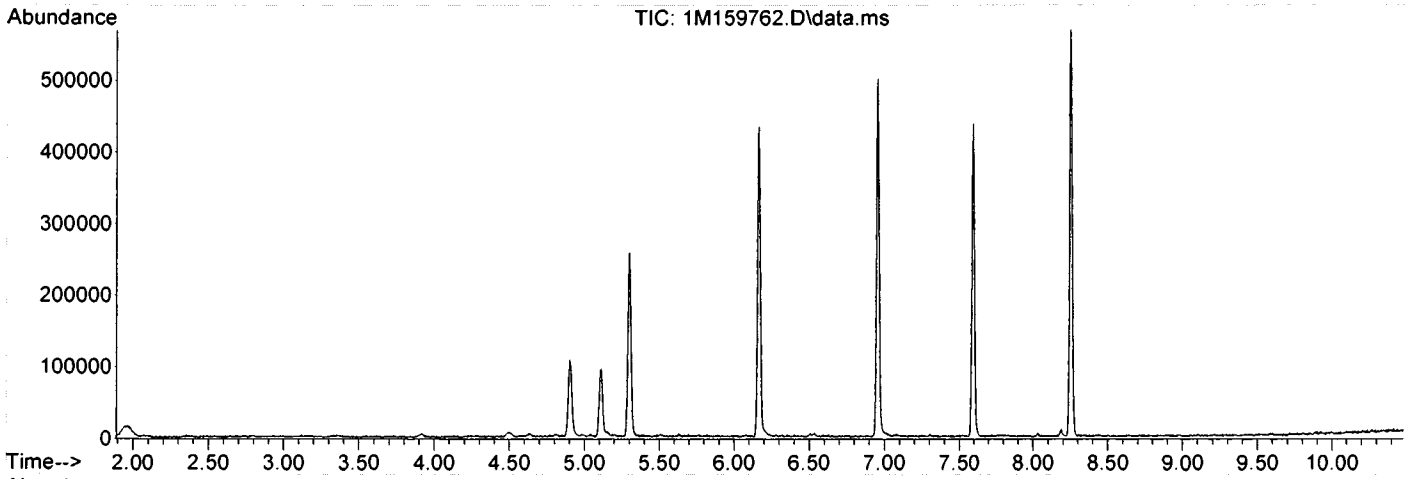

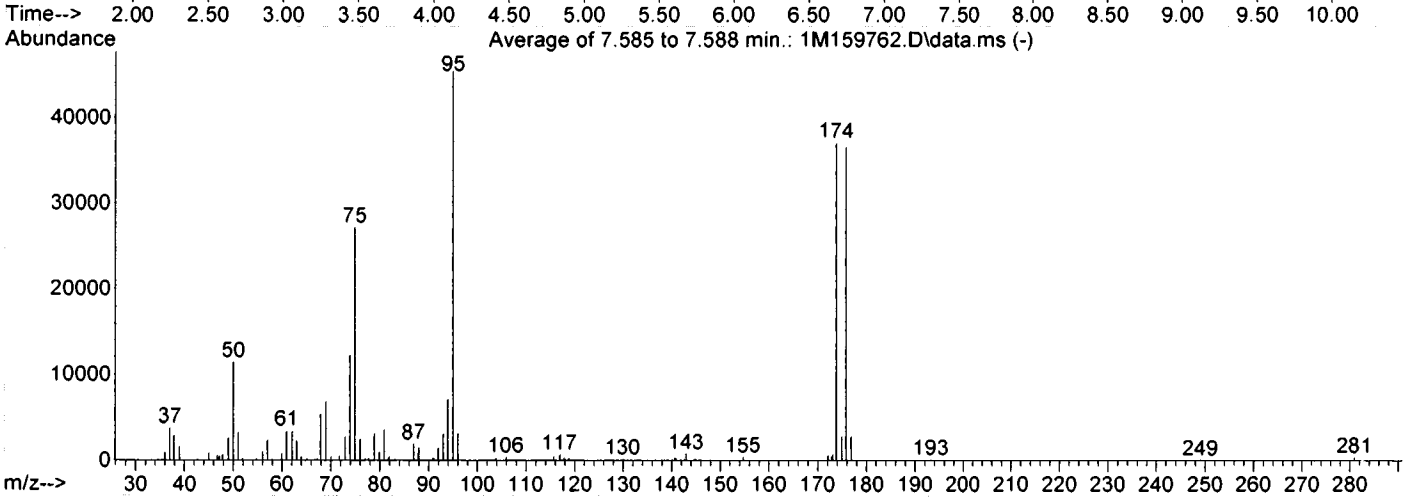

Spectrum Information: Average of 7.585 to 7.588 min.

Target Mass	Rel. to Mass	Lower Limit%	Upper Limit%	Rel. Abn%	Raw Abn	Result Pass/Fail
50	95	15	40	25.2	11472	PASS
75	95	30	60	59.8	27194	PASS
95	95	100	100	100.0	45444	PASS
96	95	5	9	7.1	3209	PASS
173	174	0.00	2	2.0	740	PASS
174	95	50	100	81.7	37136	PASS
175	174	5	9	7.8	2894	PASS
176	174	95	101	98.6	36614	PASS
177	176	5	9	7.8	2851	PASS

Form 5

Tune Name: BFB TUNE
Instrument: GCMS 6

Data File: 6M152090.D
Analysis Date: 03/15/22 20:37
Method: EPA 8260D

Tune Scan/Time Range: Average of 7.367 to 7.403 min

Tgt Mass	Rel Mass	Lo Lim	Hi Lim	Rel Abund	Raw Abund	Pass/ Fail
50	95	15	40	15.1	4689	PASS
75	95	30	60	45.2	13997	PASS
95	95	100	100	100.0	30955	PASS
96	95	5	9	6.9	2124	PASS
173	174	0.00	2	0.6	157	PASS
174	95	50	100	84.1	26021	PASS
175	174	5	9	7.2	1862	PASS
176	174	95	101	98.1	25538	PASS
177	176	5	9	6.2	1590	PASS

Data File	Sample Number	Analysis Date:
6M152092.D	CAL @ 50 PPB	03/15/22 21:13
6M152093.D	50 PPB	03/15/22 21:34
6M152094.D	BLK	03/15/22 21:55
6M152095.D	BLK	03/15/22 22:15
6M152097.D	BLK	03/15/22 22:57
6M152098.D	DAILY BLANK	03/15/22 23:18
6M152099.D	AD29301-013	03/15/22 23:39
6M152100.D	AD29415-004	03/16/22 00:00
6M152101.D	MBS99689	03/16/22 00:21
6M152102.D	AD29301-013(MS)	03/16/22 00:41
6M152103.D	AD29301-013(MSD	03/16/22 01:02
6M152104.D	BLK	03/16/22 01:23
6M152105.D	BLK	03/16/22 01:44
6M152106.D	AD29438-001	03/16/22 02:05
6M152107.D	AD29438-002	03/16/22 02:26
6M152108.D	AD29438-003	03/16/22 02:47
6M152109.D	AD29438-004	03/16/22 03:07
6M152110.D	AD29438-005	03/16/22 03:28
6M152111.D	AD29438-006	03/16/22 03:49
6M152112.D	AD29438-007	03/16/22 04:10
6M152113.D	AD29438-008	03/16/22 04:31
6M152114.D	AD29438-009	03/16/22 04:52
6M152115.D	AD29438-010	03/16/22 05:13
6M152116.D	AD29422-001	03/16/22 05:34
6M152117.D	AD29422-003	03/16/22 05:54
6M152118.D	AD29422-004	03/16/22 06:15
6M152119.D	AD29422-005	03/16/22 06:36
6M152120.D	AD29422-006	03/16/22 06:57
6M152121.D	AD29415-002	03/16/22 07:18
6M152122.D	AD29415-003	03/16/22 07:39
6M152123.D	AD29415-001	03/16/22 07:59
6M152124.D	BLK	03/16/22 08:20

2031407 0109

Data Path : G:\GcMsData\2022\GCMS_6\Data\03-1522\
Data File : 6M152090.D
Acq On : 15 Mar 2022 20:37
Operator : WP
Sample : BFB TUNE
Misc : S,5G
ALS Vial : 1 Sample Multiplier: 1

Integration File: RTEINT.P

Method : G:\GcMsData\2022\GCMS_6\MethodQt\6M_S0308.M
Title : @GCMS_6,ug,624,8260
Last Update : Wed Mar 09 11:55:48 2022

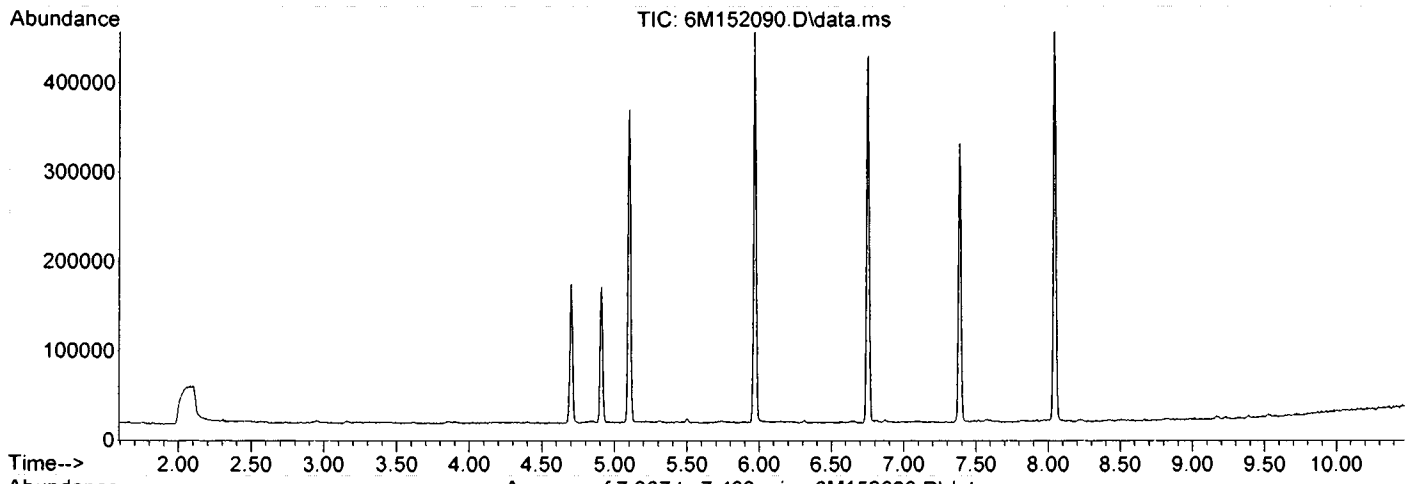

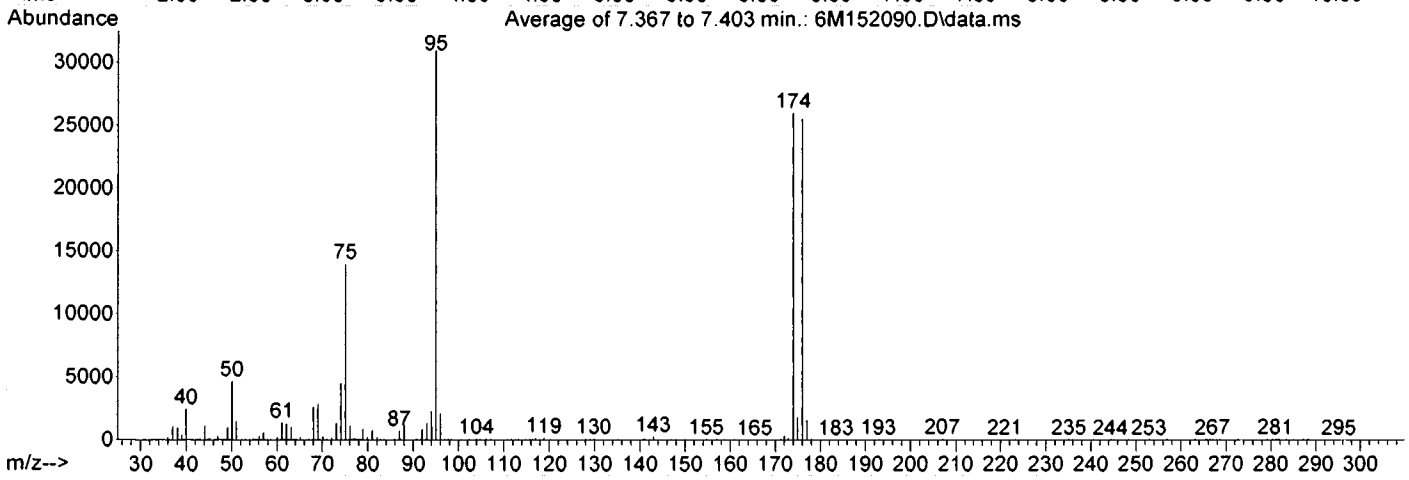

Spectrum Information: Average of 7.367 to 7.403 min.

Target Mass	Rel. to Mass	Lower Limit%	Upper Limit%	Rel. Abn%	Raw Abn	Result Pass/Fail
50	95	15	40	15.1	4689	PASS
75	95	30	60	45.2	13997	PASS
95	95	100	100	100.0	30955	PASS
96	95	5	9	6.9	2124	PASS
173	174	0.00	2	0.6	157	PASS
174	95	50	100	84.1	26021	PASS
175	174	5	9	7.2	1862	PASS
176	174	95	101	98.1	25538	PASS
177	176	5	9	6.2	1590	PASS

Form 5

Tune Name: BFB TUNE
Instrument: GCMS 8

Data File: 8M556276.D
Analysis Date: 03/16/22 15:16
Method: EPA 8260D

Tune Scan/Time Range: Average of 7.365 to 7.391 min

Tgt Mass	Rel Mass	Lo Lim	Hi Lim	Rel Abund	Raw Abund	Pass/ Fail
50	95	15	40	18.6	28913	PASS
75	95	30	60	51.9	80479	PASS
95	95	100	100	100.0	155052	PASS
96	95	5	9	6.6	10252	PASS
173	174	0.00	2	0.2	288	PASS
174	95	50	100	89.4	138619	PASS
175	174	5	9	7.5	10371	PASS
176	174	95	101	96.2	133338	PASS
177	176	5	9	6.7	8906	PASS

Data File	Sample Number	Analysis Date:
8M556277.D	CAL @ 20 PPB	03/16/22 15:34
8M556278.D	20 PPB	03/16/22 15:52
8M556279.D	BLK	03/16/22 16:11
8M556280.D	BLK-DI	03/16/22 16:29
8M556281.D	DAILY BLANK	03/16/22 16:47
8M556282.D	DAILY BLANK	03/16/22 17:06
8M556283.D	AD29465-001	03/16/22 17:24
8M556284.D	AD29415-009	03/16/22 17:42
8M556285.D	AD29465-004(100X	03/16/22 18:01
8M556286.D	AD29465-008(100X	03/16/22 18:20
8M556287.D	STD	03/16/22 18:39
8M556288.D	MBS99694	03/16/22 18:57
8M556289.D	MBS99695	03/16/22 19:15
8M556290.D	AD29465-001(MS)	03/16/22 19:33
8M556291.D	AD29465-001(MSD	03/16/22 19:51
8M556292.D	AD29465-011	03/16/22 20:10
8M556293.D	AD29465-012	03/16/22 20:28
8M556294.D	AD29441-003	03/16/22 20:46
8M556295.D	AD29441-002(100X	03/16/22 21:04
8M556296.D	BLK	03/16/22 21:23
8M556297.D	AD29459-002	03/16/22 21:41
8M556298.D	AD29459-006	03/16/22 22:00
8M556299.D	AD29465-002	03/16/22 22:18
8M556300.D	AD29470-001	03/16/22 22:36
8M556301.D	AD29470-002	03/16/22 22:54
8M556302.D	AD29470-003	03/16/22 23:13
8M556303.D	AD29470-004	03/16/22 23:31
8M556304.D	AD29465-003	03/16/22 23:49
8M556305.D	AD29465-005	03/17/22 00:08
8M556306.D	AD29465-006	03/17/22 00:26
8M556307.D	AD29465-007	03/17/22 00:44
8M556308.D	AD29427-001(10X)	03/17/22 01:03
8M556309.D	AD29449-001	03/17/22 01:21
8M556310.D	AD29462-005(MS)	03/17/22 01:39
8M556311.D	AD29462-005(MSD	03/17/22 01:57
8M556312.D	AD29462-005	03/17/22 02:16
8M556313.D	AD29465-008(50X)	03/17/22 02:34
8M556314.D	29462-009	03/17/22 02:52
8M556315.D	AD29452-002	03/17/22 03:11
8M556316.D	BLK	03/17/22 03:29
8M556317.D	29462-008	03/17/22 03:48
8M556318.D	29462-006	03/17/22 04:06
8M556319.D	29462-003	03/17/22 04:24
8M556320.D	29462-001	03/17/22 04:43
8M556321.D	29462-007	03/17/22 05:01
8M556322.D	29462-004	03/17/22 05:19
8M556323.D	29462-002	03/17/22 05:38
8M556324.D	BLK	03/17/22 05:56
8M556325.D	BLK	03/17/22 06:14

2031407 0111

Data Path : G:\GcMsData\2022\GCMS_8\Data\03-16-22\
Data File : 8M556276.D
Acq On : 16 Mar 2022 15:16
Operator : SG
Sample : BFB TUNE
Misc : A,5ML
ALS Vial : 1 Sample Multiplier: 1

Integration File: RTEINT.P

Method : G:\GcMsData\2022\GCMS_8\MethodQt\8M_A0302.M
Title : @GCMS_8,ug,624,8260
Last Update : Thu Mar 03 15:41:01 2022

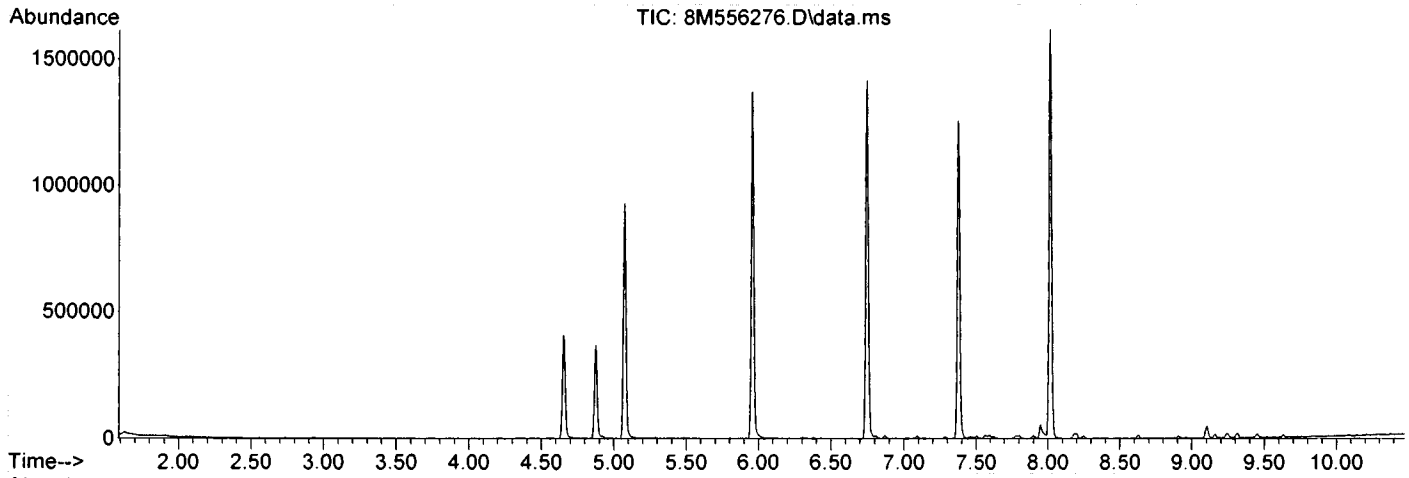

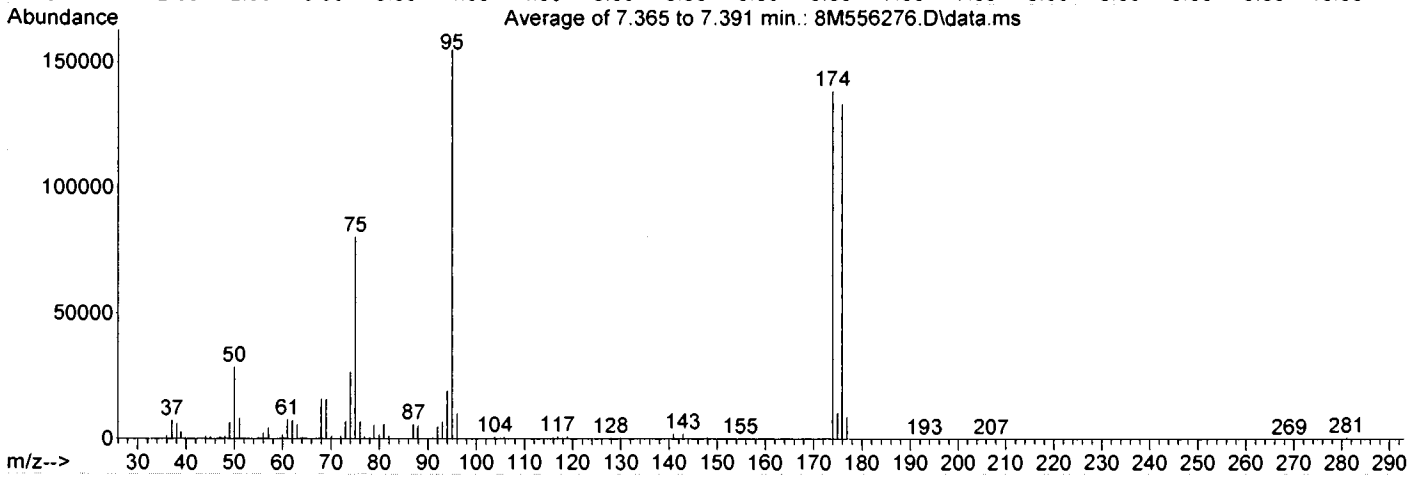

Spectrum Information: Average of 7.365 to 7.391 min.

Target Mass	Rel. to Mass	Lower Limit%	Upper Limit%	Rel. Abn%	Raw Abn	Result Pass/Fail
50	95	15	40	18.6	28913	PASS
75	95	30	60	51.9	80479	PASS
95	95	100	100	100.0	155052	PASS
96	95	5	9	6.6	10252	PASS
173	174	0.00	2	0.2	288	PASS
174	95	50	100	89.4	138619	PASS
175	174	5	9	7.5	10371	PASS
176	174	95	101	96.2	133338	PASS
177	176	5	9	6.7	8906	PASS

2031407 0112

Method: EPA 8260D

Form 6
Initial Calibration

Instrument: GCMS_1

Level #:	Data File:	Cal Identifier:	Analysis Date/Time	Level #:	Data File:	Cal Identifier:	Analysis Date/Time
1	1M158423.D	CAL @ 20PPB	02/04/22 21:19	2	1M158421.D	CAL @ 5 PPB	02/04/22 20:36
3	1M158422.D	CAL @ 10 PPB	02/04/22 20:58	4	1M158424.D	CAL @ 50 PPB	02/04/22 21:41
5	1M158425.D	CAL @ 100 PPB	02/04/22 22:03	6	1M158426.D	CAL @ 250 PPB	02/04/22 22:25
7	1M158431.D	CAL @ 500 PPB	02/05/22 00:50	8	1M158420.D	CAL @ 1 PPB	02/04/22 20:14
9	1M158419.D	CAL @ 0.5 PPB	02/04/22 19:52				

Compound	Col	Mr	Fit	RF1	RF2	RF3	RF4	RF5	RF6	RF7	RF8	RF9	AvgRf	RT	Corr1	Corr2	%Rsd		Calibration Level Concentrations Lvl1	Lvl2	Lvl3	Lvl4	Lvl5	Lvl6	Lvl7	Lvl8	Lvl9
Chlorodifluoromethane	1	0	Avg	0.4226	0.3874	0.4046	0.3875	0.4167	0.4238	0.2885	0.4427	-----	0.397	2.09	0.957	0.997	12	0.10	20.00	5.00	10.00	50.00	100.0	250.0	500.0	1.00	
Dichlorodifluorometha	1	0	Avg	0.2772	0.2895	0.2601	0.2478	0.2370	0.2893	0.1577	0.3218	-----	0.260	2.07	0.890	0.983	19	0.10	20.00	5.00	10.00	50.00	100.0	250.0	500.0	1.00	
Chloromethane	1	0	Avg	0.3646	0.3873	0.3568	0.3501	0.3528	0.3404	0.2528	0.3470	-----	0.344	2.25	0.975	0.999	11	0.10	20.00	5.00	10.00	50.00	100.0	250.0	500.0	1.00	
Bromomethane	1	0	Avg	0.2455	0.2821	0.2508	0.2371	0.2422	0.2675	0.2609	0.1735	-----	0.245	2.61	1.00	1.00	13	0.10	20.00	5.00	10.00	50.00	100.0	250.0	500.0	1.00	
Vinyl Chloride	1	0	Avg	0.3709	0.3275	0.3103	0.3282	0.3419	0.3602	0.2427	0.4414	-----	0.340	2.33	0.956	0.996	17	0.10	20.00	5.00	10.00	50.00	100.0	250.0	500.0	1.00	
Chloroethane	1	0	Avg	0.2463	0.2511	0.2338	0.2240	0.2301	0.2318	0.1877	0.3427	-----	0.243	2.69	0.989	0.999	18	0.10	20.00	5.00	10.00	50.00	100.0	250.0	500.0	1.00	
Trichlorofluoromethan	1	0	Avg	0.5714	0.5831	0.5213	0.4794	0.4855	0.5777	0.3770	0.7315	-----	0.541	2.89	0.949	0.991	19	0.10	20.00	5.00	10.00	50.00	100.0	250.0	500.0	1.00	
Ethyl ether	1	0	Qua	0.2278	0.2524	0.2180	0.2198	0.2284	0.2232	0.1971	0.3719	-----	0.242	3.11	0.996	1.00	22	0.50 a	20.00	5.00	10.00	50.00	100.0	250.0	500.0	1.00	
Furan	1	0	Qua	0.5291	0.5805	0.5089	0.4929	0.5007	0.5130	0.4155	0.8774	-----	0.552	3.15	0.989	0.999	25	0.50 a	20.00	5.00	10.00	50.00	100.0	250.0	500.0	1.00	
1,1,2-Trichloro-1,2,2-tr	1	0	Avg	0.2903	0.2662	0.2616	0.2391	0.2324	0.2820	-----	0.3861	-----	0.280	3.31	0.994	0.999	18	0.10	20.00	5.00	10.00	50.00	100.0	250.0		1.00	
Methylene Chloride	1	0	Avg	0.3420	0.3936	0.3319	0.3309	0.3415	0.3376	0.2844	0.5079	-----	0.359	3.68	0.992	1.00	19	0.10	20.00	5.00	10.00	50.00	100.0	250.0	500.0	1.00	
Acrolein	1	0	Avg	0.0371	0.0395	0.0368	0.0386	0.0373	0.0376	0.0350	0.0401	-----	0.0378	3.22	0.999	1.00	4.3		100.0	25.00	50.00	250.0	500.0	1250.	2500.	5.00	
Acrylonitrile	1	0	Qua	0.1185	0.1522	0.1024	0.1210	0.1150	0.1124	0.1057	0.1834	-----	0.126	3.86	0.999	1.00	22		20.00	5.00	10.00	50.00	100.0	250.0	500.0	1.00	
Iodomethane	1	0	Qua	0.3964	0.2709	0.2970	0.4119	0.4418	0.4492	0.3463	0.0791	-----	0.337	3.44	0.981	0.999	36		20.00	5.00	10.00	50.00	100.0	250.0	500.0	1.00	
Acetone	1	0	Qua	0.0791	0.0935	0.0786	0.0801	0.0764	0.0749	0.0697	0.1287	-----	0.0852	3.33	0.999	1.00	22	0.10 a	100.0	25.00	50.00	250.0	500.0	1250.	2500.	5.00	
Carbon Disulfide	1	0	Avg	0.8657	0.7942	0.7961	0.8100	0.8471	0.9250	0.6694	1.0238	-----	0.841	3.51	0.972	0.996	12	0.10	20.00	5.00	10.00	50.00	100.0	250.0	500.0	1.00	
t-Butyl Alcohol	1	0	Avg	0.0300	0.0324	0.0284	0.0312	0.0296	0.0295	0.0269	0.0290	-----	0.0297	3.73	0.998	1.00	5.6		100.0	25.00	50.00	250.0	500.0	1250.	2500.	5.00	
n-Hexane	1	0	Avg	0.2870	0.2471	0.2391	0.2345	0.2253	0.2807	-----	0.3596	-----	0.268	4.12	0.993	0.999	17		20.00	5.00	10.00	50.00	100.0	250.0		1.00	
Di-isopropyl-ether	1	0	Avg	0.9107	0.9190	0.7931	0.8920	0.9251	0.9221	0.8233	0.9195	-----	0.888	4.26	0.997	1.00	5.7		20.00	5.00	10.00	50.00	100.0	250.0	500.0	1.00	
1,1-Dichloroethene	1	0	Avg	0.5278	0.5004	0.4717	0.4662	0.4686	0.5066	0.3734	0.6870	-----	0.500	3.31	0.975	0.997	18	0.10	20.00	5.00	10.00	50.00	100.0	250.0	500.0	1.00	
Methyl Acetate	1	0	Avg	0.2417	0.2952	0.2531	0.2389	0.2255	0.2148	0.1998	0.2432	-----	0.239	3.58	0.999	1.00	12	0.10	20.00	5.00	10.00	50.00	100.0	250.0	500.0	1.00	
Methyl-t-butyl ether	1	0	Avg	0.8279	0.8735	0.7619	0.8012	0.8276	0.8271	0.7399	1.1255	0.8597	0.849	3.90	0.997	1.00	13	0.10	20.00	5.00	10.00	50.00	100.0	250.0	500.0	1.00	0.50
1,1-Dichloroethane	1	0	Avg	0.6128	0.6477	0.5417	0.5649	0.5800	0.5838	0.4817	0.7833	-----	0.600	4.22	0.990	0.999	15	0.20	20.00	5.00	10.00	50.00	100.0	250.0	500.0	1.00	
trans-1,2-Dichloroethe	1	0	Avg	0.3484	0.3649	0.3118	0.3314	0.3504	0.3506	0.2708	0.4542	-----	0.348	3.91	0.982	0.999	15	0.10	20.00	5.00	10.00	50.00	100.0	250.0	500.0	1.00	
Ethyl-t-butyl ether	1	0	Avg	0.8417	0.8206	0.7847	0.8213	0.8601	0.8594	0.7731	0.8010	-----	0.820	4.51	0.997	1.00	4.0	0.50	20.00	5.00	10.00	50.00	100.0	250.0	500.0	1.00	
cis-1,2-Dichloroethene	1	0	Avg	0.5594	0.6158	0.5423	0.5504	0.5516	0.5579	0.4745	0.8034	-----	0.582	4.61	0.993	1.00	17	0.10	20.00	5.00	10.00	50.00	100.0	250.0	500.0	1.00	
Bromochloromethane	1	0	Avg	0.3350	0.3215	0.2852	0.2853	0.2917	0.3186	0.2843	0.4330	-----	0.319	4.77	0.997	0.999	16		20.00	5.00	10.00	50.00	100.0	250.0	500.0	1.00	
2,2-Dichloropropane	1	0	Avg	0.5601	0.5620	0.4875	0.4973	0.5229	0.5308	0.3984	0.6339	-----	0.524	4.62	0.978	0.998	13		20.00	5.00	10.00	50.00	100.0	250.0	500.0	1.00	
Ethyl acetate	1	0	Avg	0.3059	0.3218	0.2850	0.2747	0.2963	0.3241	0.2710	0.3378	-----	0.302	4.64	0.992	0.998	8.1		20.00	5.00	10.00	50.00	100.0	250.0	500.0	1.00	
1,4-Dioxane	1	0	Avg	0.0039	0.0039	0.0038	0.0042	0.0040	0.0042	0.0041	0.0032	-----	0.00397	5.70	1.00	1.00	8.0		1000.	250.0	500.0	2500.	5000.	12500	25000	50.00	
1,1-Dichloropropene	1	0	Avg	0.4611	0.4234	0.4484	0.4443	0.4470	0.4776	0.3630	0.5151	-----	0.448	5.03	0.980	0.998	9.8		20.00	5.00	10.00	50.00	100.0	250.0	500.0	1.00	
Chloroform	1	0	Avg	0.6374	0.6682	0.6100	0.6061	0.6217	0.6170	0.5221	0.8431	-----	0.641	4.80	0.993	1.00	14	0.20	20.00	5.00	10.00	50.00	100.0	250.0	500.0	1.00	
Dibromofluoromethan	1	0	Avg	0.2901	0.2960	0.2932	0.2967	0.2861	0.2930	0.2972	0.2932	0.3100	0.295	4.90	-1	-1	2.2		30.00	30.00	30.00	30.00	30.00	30.00	30.00	30.00	30.00
Cyclohexane	1	0	Avg	0.4122	0.3961	0.3660	0.3348	0.3362	0.4048	-----	0.5309	-----	0.397	4.98	0.995	1.00	17	0.10	20.00	5.00	10.00	50.00	100.0	250.0		1.00	
1,2-Dichloroethane-d4	1	0	Avg	0.1402	0.1481	0.1461	0.1339	0.1448	0.1462	0.1429	0.1397	0.1433	0.143	5.11	-1	-1	3.0		30.00	30.00	30.00	30.00	30.00	30.00	30.00	30.00	30.00
1,2-Dichloroethane	1	0	Avg	0.4710	0.5168	0.4514	0.4458	0.4594	0.4575	0.4173	0.6076	0.5879	0.491	5.15	0.998	1.00	14	0.10	20.00	5.00	10.00	50.00	100.0	250.0	500.0	1.00	0.50
2-Butanone	1	0	Avg	0.2033	0.1685	0.1977	0.2041	0.2162	0.1893	0.2052	0.2236	-----	0.201	4.63	0.998	0.999	8.4	0.10	20.00	5.00	10.00	50.00	100.0	250.0	500.0	1.00	
1,1,1-Trichloroethane	1	0	Avg	0.5941	0.6019	0.5410	0.5422	0.5585	0.5882	0.4537	0.7460	-----	0.578	4.94	0.982	0.998	14	0.10	20.00	5.00	10.00	50.00	100.0	250.0	500.0	1.00	
Carbon Tetrachloride	1	0	Avg	0.5378	0.4988	0.4551	0.4681	0.4809	0.5349	0.3944	0.6178	-----	0.499	5.04	0.975	0.996	13	0.10	20.00	5.00	10.00	50.00	100.0	250.0	500.0	1.00	
Vinyl Acetate	1	0	Avg	0.9617	0.9151	0.8436	0.9870	1.0445	1.0423	0.9490	0.9099	-----	0.957	4.25	0.998	1.00	7.2		20.00	5.00	10.00	50.00	100.0	250.0	500.0	1.00	
Bromodichloromethan	1	0	Avg	0.4850	0.5256	0.4663	0.4689	0.4893	0.4886	0.4314	0.4923	-----	0.481	5.77	0.996	1.00	5.6	0.20	20.00	5.00	10.00	50.00	100.0	250.0	500.0	1.00	

Flags
a - failed the min rf criteria
c - failed the minimum correlation coeff criteria(if applicable)

Note: Avg Rsd: 11.33
Corr 1 = Correlation Coefficient for linear Eq.
Corr 2 = Correlation Coefficient for quad Eq.
Fit = Indicates whether Avg RF, Linear, or Quadratic Curve was used for compound.

2031407 0113

Method: EPA 8260D

Form 6
Initial Calibration

Instrument: GCMS_1

Level #:	Data File:	Cal Identifier:	Analysis Date/Time	Level #:	Data File:	Cal Identifier:	Analysis Date/Time
1	1M158423.D	CAL @ 20PPB	02/04/22 21:19	2	1M158421.D	CAL @ 5 PPB	02/04/22 20:36
3	1M158422.D	CAL @ 10 PPB	02/04/22 20:58	4	1M158424.D	CAL @ 50 PPB	02/04/22 21:41
5	1M158425.D	CAL @ 100 PPB	02/04/22 22:03	6	1M158426.D	CAL @ 250 PPB	02/04/22 22:25
7	1M158431.D	CAL @ 500 PPB	02/05/22 00:50	8	1M158420.D	CAL @ 1 PPB	02/04/22 20:14
9	1M158419.D	CAL @ 0.5 PPB	02/04/22 19:52				

Compound	Col	Mr	Fit:	RF1	RF2	RF3	RF4	RF5	RF6	RF7	RF8	RF9	AvgRf	RT	Corr1	Corr2	%Rsd			Calibration Level Concentrations Lvl1	Lvl2	Lvl3	Lvl4	Lvl5	Lvl6	Lvl7	Lvl8	Lvl9
Methylcyclohexane	1	0	Avg	0.3562	0.3295	0.3121	0.3033	0.3042	0.3778	0.2326	0.3148	-----	0.316	5.62	0.933	0.987	14	0.10		20.00	5.00	10.00	50.00	100.0	250.0	500.0	1.00	
Dibromomethane	1	0	Avg	0.2379	0.2572	0.2463	0.2393	0.2490	0.2506	0.2249	0.2325	-----	0.242	5.69	0.997	1.00	4.3			20.00	5.00	10.00	50.00	100.0	250.0	500.0	1.00	
1,2-Dichloropropane	1	0	Avg	0.3388	0.3450	0.3021	0.3203	0.3339	0.3306	0.2882	0.3148	-----	0.322	5.63	0.995	1.00	6.0	0.10		20.00	5.00	10.00	50.00	100.0	250.0	500.0	1.00	
Trichloroethene	1	0	Avg	0.3813	0.3898	0.3525	0.3653	0.3831	0.3914	0.3068	0.3869	-----	0.370	5.51	0.984	0.999	7.8	0.20		20.00	5.00	10.00	50.00	100.0	250.0	500.0	1.00	
Benzene	1	0	Avg	1.2933	1.3272	1.2081	1.2671	1.3091	1.2995	1.0958	1.3842	1.4777	1.30	5.15	0.993	1.00	8.2	0.50		20.00	5.00	10.00	50.00	100.0	250.0	500.0	1.00	0.50
tert-Amyl methyl ether	1	0	Avg	0.7910	0.7778	0.6801	0.8109	0.8223	0.8234	0.7434	0.7412	-----	0.774	5.20	0.997	1.00	6.4			20.00	5.00	10.00	50.00	100.0	250.0	500.0	1.00	
Iso-propylacetate	1	0	Avg	0.6190	0.5970	0.5733	0.6164	0.6426	0.6132	0.5805	0.8087	-----	0.631	5.15	0.999	1.00	12	0.50		20.00	5.00	10.00	50.00	100.0	250.0	500.0	1.00	
Methyl methacrylate	1	0	Avg	0.3011	0.2133	0.2957	0.2540	0.2870	0.2779	0.2573	0.3173	-----	0.275	5.66	0.998	1.00	12	0.50	a	20.00	5.00	10.00	50.00	100.0	250.0	500.0	1.00	
Dibromochloromethan	1	0	Avg	0.3972	0.4041	0.3682	0.3983	0.4360	0.4356	0.3874	0.3281	-----	0.394	6.63	0.996	1.00	8.9	0.10		20.00	5.00	10.00	50.00	100.0	250.0	500.0	1.00	
2-Chloroethylvinylethe	1	0	Qua	0.0581	0.0633	0.0566	0.0651	0.0664	0.0587	0.0534	0.0202	-----	0.0552	5.91	0.996	1.00	27			20.00	5.00	10.00	50.00	100.0	250.0	500.0	1.00	
cis-1,3-Dichloropropen	1	0	Avg	0.5874	0.5666	0.5219	0.5701	0.6020	0.5925	0.5060	0.4969	-----	0.555	6.01	0.993	1.00	7.4	0.20		20.00	5.00	10.00	50.00	100.0	250.0	500.0	1.00	
trans-1,3-Dichloroprop	1	0	Avg	0.5532	0.5287	0.4965	0.5414	0.5767	0.5673	0.5035	0.4421	-----	0.526	6.30	0.996	1.00	8.4	0.10		20.00	5.00	10.00	50.00	100.0	250.0	500.0	1.00	
Ethyl methacrylate	1	0	Avg	0.2751	0.2752	0.2524	0.2798	0.3114	0.3040	0.2759	0.2889	-----	0.283	6.32	0.997	1.00	6.6	0.50	a	20.00	5.00	10.00	50.00	100.0	250.0	500.0	1.00	
1,1,2-Trichloroethane	1	0	Avg	0.3249	0.3081	0.3026	0.3177	0.3421	0.3262	0.2994	0.3076	-----	0.316	6.41	0.998	1.00	4.6	0.10		20.00	5.00	10.00	50.00	100.0	250.0	500.0	1.00	
1,2-Dibromoethane	1	0	Avg	0.3346	0.3209	0.3218	0.3390	0.3638	0.3619	0.3217	0.3012	-----	0.333	6.71	0.996	1.00	6.4	0.10		20.00	5.00	10.00	50.00	100.0	250.0	500.0	1.00	
1,3-Dichloropropane	1	0	Avg	0.5621	0.5378	0.5353	0.5409	0.5886	0.5823	0.5305	0.4357	-----	0.539	6.50	0.998	1.00	8.8			20.00	5.00	10.00	50.00	100.0	250.0	500.0	1.00	
4-Methyl-2-Pentanone	1	0	Avg	0.3247	0.2935	0.2895	0.3236	0.3215	0.3065	0.2798	0.2517	-----	0.299	6.07	0.998	1.00	8.5	0.10		20.00	5.00	10.00	50.00	100.0	250.0	500.0	1.00	
2-Hexanone	1	0	Avg	0.2249	0.2027	0.1879	0.2162	0.2289	0.2178	0.2030	0.2795	-----	0.220	6.52	0.998	1.00	12	0.10		20.00	5.00	10.00	50.00	100.0	250.0	500.0	1.00	
Tetrachloroethene	1	0	Avg	0.3350	0.2927	0.2839	0.2989	0.3332	0.3463	0.2617	0.2575	-----	0.301	6.51	0.979	0.998	11	0.20		20.00	5.00	10.00	50.00	100.0	250.0	500.0	1.00	
Toluene-d8	1	0	Avg	1.1777	1.1826	1.1439	1.1815	1.1726	1.1632	1.1564	1.1736	1.1904	1.17	6.16	-1	-1	1.2			30.00	30.00	30.00	30.00	30.00	30.00	30.00	30.00	30.00
Toluene	1	0	Avg	0.9075	0.8443	0.8090	0.8697	0.9285	0.9180	0.7483	0.7457	-----	0.846	6.20	0.989	0.999	8.6	0.40		20.00	5.00	10.00	50.00	100.0	250.0	500.0	1.00	
1,1,1,2-Tetrachloroeth	1	0	Avg	0.3625	0.3811	0.3291	0.3525	0.3856	0.3870	0.3423	0.2862	-----	0.353	7.00	0.996	1.00	9.7			20.00	5.00	10.00	50.00	100.0	250.0	500.0	1.00	
Chlorobenzene	1	0	Avg	1.0261	1.0111	0.9188	0.9560	1.0467	1.0427	0.8641	0.7501	-----	0.952	6.97	0.991	0.999	11	0.50		20.00	5.00	10.00	50.00	100.0	250.0	500.0	1.00	
n-Butyl acrylate	1	0	Avg	0.9041	0.9000	0.7921	0.9225	0.9475	0.8645	0.7663	0.9267	-----	0.878	7.22	0.995	1.00	7.5	0.50		20.00	5.00	10.00	50.00	100.0	250.0	500.0	1.00	
n-Amyl acetate	1	0	Avg	0.8189	0.7382	0.6812	0.8539	0.8674	0.7622	0.6836	0.8666	-----	0.784	7.34	0.995	1.00	10	0.50		20.00	5.00	10.00	50.00	100.0	250.0	500.0	1.00	
Bromoform	1	0	Avg	0.4220	0.4308	0.3938	0.4551	0.4558	0.4318	0.3810	0.3229	-----	0.412	7.42	0.995	1.00	11	0.10		20.00	5.00	10.00	50.00	100.0	250.0	500.0	1.00	
Ethylbenzene	1	0	Qua	0.6747	0.7365	0.6642	0.6833	0.6923	0.6197	0.4977	1.0884	-----	0.707	7.01	0.985	1.00	24	0.10		20.00	5.00	10.00	50.00	100.0	250.0	500.0	1.00	
1,1,2,2-Tetrachloroeth	1	0	Avg	0.7091	0.7377	0.6583	0.6836	0.6795	0.6185	0.5588	0.7296	-----	0.672	7.64	0.997	1.00	8.9	0.10		20.00	5.00	10.00	50.00	100.0	250.0	500.0	1.00	
Bromofluorobenzene	1	0	Avg	0.7425	0.7728	0.7164	0.7410	0.7070	0.6387	0.6319	0.7866	0.8244	0.729	7.59	-1	-1	8.8			30.00	30.00	30.00	30.00	30.00	30.00	30.00	30.00	30.00
Styrene	1	0	Avg	1.6855	1.6343	1.5625	1.6874	1.7120	1.5875	1.3416	1.6326	-----	1.61	7.30	0.992	1.00	7.4	0.30		20.00	5.00	10.00	50.00	100.0	250.0	500.0	1.00	
m&p-Xylenes	1	0	Avg	1.0008	0.9374	0.8744	0.9473	0.9580	0.8826	0.6913	0.8661	1.0582	0.913	7.07	0.983	1.00	11	0.10		40.00	10.00	20.00	100.0	200.0	500.0	1000.	2.00	1.00
o-Xylene	1	0	Avg	0.9380	0.9693	0.9325	0.9499	0.9813	0.8984	0.7414	0.9878	-----	0.925	7.30	0.989	1.00	8.6	0.30		20.00	5.00	10.00	50.00	100.0	250.0	500.0	1.00	
trans-1,4-Dichloro-2-b	1	0	Avg	0.2805	0.2452	0.2232	0.2730	0.2646	0.2538	0.2104	0.2291	-----	0.248	7.67	0.990	1.00	10			20.00	5.00	10.00	50.00	100.0	250.0	500.0	1.00	
1,3-Dichlorobenzene	1	0	Avg	1.2699	1.2472	1.0953	1.2466	1.2590	1.2423	1.0512	1.0478	-----	1.18	8.21	0.993	1.00	8.4	0.60		20.00	5.00	10.00	50.00	100.0	250.0	500.0	1.00	
1,4-Dichlorobenzene	1	0	Avg	1.3014	1.3053	1.1406	1.2679	1.2859	1.2985	1.1452	1.4203	-----	1.27	8.26	0.996	1.00	7.2	0.50		20.00	5.00	10.00	50.00	100.0	250.0	500.0	1.00	
1,2-Dichlorobenzene	1	0	Avg	1.2245	1.1605	1.0978	1.2371	1.2164	1.2165	1.7962	1.2180	-----	1.27	8.49	0.975	0.999	17	0.40		20.00	5.00	10.00	50.00	100.0	250.0	500.0	1.00	
Isopropylbenzene	1	0	Avg	2.3789	2.2061	2.1268	2.3090	2.3820	2.2242	1.7231	1.9419	-----	2.16	7.49	0.981	1.00	11	0.10		20.00	5.00	10.00	50.00	100.0	250.0	500.0	1.00	
Cyclohexanone	1	0	Avg	0.0274	0.0188	0.0266	0.0310	0.0245	0.0228	0.0175	0.0235	-----	0.0240	7.57	0.978	0.999	18			100.0	25.00	50.00	250.0	500.0	1250.	2500.	5.00	
Camphene	1	0	Avg	0.5608	0.4542	0.4706	0.4763	0.4801	0.4989	0.3212	0.5152	-----	0.472	7.67	0.943	0.996	15			20.00	5.00	10.00	50.00	100.0	250.0	500.0	1.00	
1,2,3-Trichloropropane	1	0	Avg	0.8676	0.8876	0.8363	0.8895	0.8710	0.7960	0.7371	0.8508	-----	0.842	7.68	0.998	1.00	6.2			20.00	5.00	10.00	50.00	100.0	250.0	500.0	1.00	
2-Chlorotoluene	1	0	Avg	1.5122	1.3595	1.4278	1.4382	1.5011	1.4376	1.2120	1.4640	-----	1.42	7.79	0.992	1.00	6.8			20.00	5.00	10.00	50.00	100.0	250.0	500.0	1.00	

Flags
a - failed the min rf criteria
c - failed the minimum correlation coeff criteria(if applicable)

Note: Avg Rsd: 11.33
Corr 1 = Correlation Coefficient for linear Eq.
Corr 2 = Correlation Coefficient for quad Eq.
Fit = Indicates whether Avg RF, Linear, or Quadratic Curve was used for compound.

2031407 0114

Method: EPA 8260D

Form 6
Initial Calibration

Instrument: GCMS_1

Level #:	Data File:	Cal Identifier:	Analysis Date/Time	Level #:	Data File:	Cal Identifier:	Analysis Date/Time
1	1M158423.D	CAL @ 20PPB	02/04/22 21:19	2	1M158421.D	CAL @ 5 PPB	02/04/22 20:36
3	1M158422.D	CAL @ 10 PPB	02/04/22 20:58	4	1M158424.D	CAL @ 50 PPB	02/04/22 21:41
5	1M158425.D	CAL @ 100 PPB	02/04/22 22:03	6	1M158426.D	CAL @ 250 PPB	02/04/22 22:25
7	1M158431.D	CAL @ 500 PPB	02/05/22 00:50	8	1M158420.D	CAL @ 1 PPB	02/04/22 20:14
9	1M158419.D	CAL @ 0.5 PPB	02/04/22 19:52				

Compound	Col	Mr	Fit:	RF1	RF2	RF3	RF4	RF5	RF6	RF7	RF8	RF9	AvgRf	RT	Corr1	Corr2	%Rsd		Calibration Level Concentrations Lvl1	Lvl2	Lvl3	Lvl4	Lvl5	Lvl6	Lvl7	Lvl8	Lvl9
p-Ethyltoluene	1	0	Avg	2.3016	2.0160	1.9966	2.1511	2.3544	2.2873	1.8432	2.0899	-----	2.13	7.78	0.987	0.999	8.3		20.00	5.00	10.00	50.00	100.0	250.0	500.0	1.00	
4-Chlorotoluene	1	0	Avg	1.5413	1.4329	1.2627	1.4322	1.4960	1.4788	1.2093	1.5046	-----	1.42	7.85	0.989	0.999	8.4		20.00	5.00	10.00	50.00	100.0	250.0	500.0	1.00	
n-Propylbenzene	1	0	Avg	2.7703	2.6618	2.4424	2.6462	2.7193	2.5907	2.0036	2.7416	-----	2.57	7.72	0.981	1.00	9.8		20.00	5.00	10.00	50.00	100.0	250.0	500.0	1.00	
Bromobenzene	1	0	Avg	1.4562	1.2831	1.3122	1.3852	1.4146	1.3124	1.0944	1.4667	-----	1.34	7.69	0.990	1.00	9.0		20.00	5.00	10.00	50.00	100.0	250.0	500.0	1.00	
1,3,5-Trimethylbenzen	1	0	Avg	1.9851	1.7960	1.6985	1.7882	1.7965	1.7994	1.5615	1.8929	-----	1.79	7.81	0.995	1.00	7.0		20.00	5.00	10.00	50.00	100.0	250.0	500.0	1.00	
Butyl methacrylate	1	0	Avg	0.7503	0.6137	0.6274	0.7252	0.7178	0.6905	0.6704	0.7881	-----	0.698	7.81	1.00	1.00	8.5	0.50	20.00	5.00	10.00	50.00	100.0	250.0	500.0	1.00	
t-Butylbenzene	1	0	Avg	1.8404	1.7718	1.5386	1.7588	1.8334	1.8387	1.4510	1.2854	-----	1.66	8.01	0.985	0.999	13		20.00	5.00	10.00	50.00	100.0	250.0	500.0	1.00	
1,2,4-Trimethylbenzen	1	0	Avg	1.9515	1.8077	1.6886	1.9241	1.9805	1.9540	1.6086	1.7828	-----	1.84	8.03	0.990	1.00	7.5		20.00	5.00	10.00	50.00	100.0	250.0	500.0	1.00	
sec-Butylbenzene	1	0	Avg	2.2904	1.8878	1.9282	2.1044	2.1485	2.2601	1.7153	1.9513	-----	2.04	8.13	0.980	0.998	9.8		20.00	5.00	10.00	50.00	100.0	250.0	500.0	1.00	
4-Isopropyltoluene	1	0	Avg	1.9033	1.6026	1.6556	1.8268	1.8854	1.9573	1.5399	1.5841	-----	1.74	8.20	0.985	0.999	9.5		20.00	5.00	10.00	50.00	100.0	250.0	500.0	1.00	
n-Butylbenzene	1	0	Avg	2.1371	1.8432	1.7422	1.9765	1.9892	2.0952	2.4269	1.6005	-----	1.98	8.44	0.995	1.00	13		20.00	5.00	10.00	50.00	100.0	250.0	500.0	1.00	
p-Diethylbenzene	1	0	Avg	1.0814	0.9500	0.9069	1.0699	1.0975	1.1419	1.0414	1.0937	-----	1.05	8.42	0.998	1.00	7.6		20.00	5.00	10.00	50.00	100.0	250.0	500.0	1.00	
1,2,4,5-Tetramethylbe	1	0	Avg	1.4417	1.2694	1.2126	1.5095	1.5734	1.5817	1.5015	1.1237	-----	1.40	8.88	0.999	1.00	13		20.00	5.00	10.00	50.00	100.0	250.0	500.0	1.00	
1,2-Dibromo-3-Chloro	1	0	Avg	0.1699	0.1517	0.1544	0.1802	0.1806	0.1758	0.1979	0.1095	-----	0.165	8.94	0.997	1.00	16	0.05	20.00	5.00	10.00	50.00	100.0	250.0	500.0	1.00	
Camphor	1	0	Qua	0.0535	0.0484	0.0417	0.0605	0.0624	0.0598	0.0551	0.0558	0.0263	0.0515	9.37	0.998	1.00	22		200.0	50.00	100.0	500.0	1000.	2500.	5000.	10.00	5.00
Hexachlorobutadiene	1	0	Avg	0.3620	0.3094	0.2934	0.3416	0.3310	0.3463	0.2500	0.3208	-----	0.319	9.51	0.971	0.998	11		20.00	5.00	10.00	50.00	100.0	250.0	500.0	1.00	
1,2,4-Trichlorobenzen	1	0	Avg	0.7270	0.6681	0.6105	0.7458	0.7839	0.7557	0.6134	0.5558	-----	0.683	9.43	0.988	1.00	12	0.20	20.00	5.00	10.00	50.00	100.0	250.0	500.0	1.00	
1,2,3-Trichlorobenzen	1	0	Avg	0.6604	0.5920	0.5497	0.6715	0.6874	0.6538	0.5952	0.5426	-----	0.619	9.73	0.997	1.00	9.1		20.00	5.00	10.00	50.00	100.0	250.0	500.0	1.00	
Naphthalene	1	0	Avg	1.8110	1.6883	1.5611	1.9977	2.0517	1.9780	1.9009	1.6468	-----	1.83	9.59	0.999	1.00	9.9		20.00	5.00	10.00	50.00	100.0	250.0	500.0	1.00	

Flags
a - failed the min rf criteria
c - failed the minimum correlation coeff criteria(if applicable)

Note: Avg Rsd: 11.33
Corr 1 = Correlation Coefficient for linear Eq.
Corr 2 = Correlation Coefficient for quad Eq.
Fit = Indicates whether Avg RF, Linear, or Quadratic Curve was used for compound.

2031407 0115

Method: EPA 8260D

Form 6
Initial Calibration

Instrument: GCMS_8

Level #:	Data File:	Cal Identifier:	Analysis Date/Time	Level #:	Data File:	Cal Identifier:	Analysis Date/Time
1	8M555714.D	CAL @ 20 PPB	03/03/22 00:22	2	8M555710.D	CAL @ 5 PPB	03/02/22 23:08
3	8M555711.D	CAL @ 10 PPB	03/02/22 23:26	4	8M555715.D	CAL @ 50 PPB	03/03/22 00:40
5	8M555717.D	CAL @ 100 PPB	03/03/22 01:16	6	8M555719.D	CAL @ 250 PPB	03/03/22 01:53
7	8M555722.D	CAL @ 500 PPB	03/03/22 02:48	8	8M555697.D	CAL @ 1 PPB	03/02/22 19:10
9	8M555708.D	CAL @ 0.5 PPB	03/02/22 22:31				

Compound	Col	Mr	Fit:	RF1	RF2	RF3	RF4	RF5	RF6	RF7	RF8	RF9	AvgRf	RT	Corr1	Corr2	%Rsd		Calibration Level Concentrations Lvl1	Lvl2	Lvl3	Lvl4	Lvl5	Lvl6	Lvl7	Lvl8	Lvl9
Chlorodifluoromethane	1	0	Avg	0.2087	0.2304	0.2457	0.2114	0.2722	0.2637	0.2159	0.2638	-----	0.239	1.67	0.988	0.999	11	0.10	20.00	5.00	10.00	50.00	100.0	250.0	500.0	1.00	
Dichlorodifluorometha	1	0	Qua	0.1078	0.0536	0.0565	0.1077	0.1368	0.1411	0.1123	0.1120	-----	0.104	1.66	0.985	0.998	31	0.10 a	20.00	5.00	10.00	50.00	100.0	250.0	500.0	1.00	
Chloromethane	1	0	Avg	0.1740	0.1257	0.1287	0.1765	0.2025	0.1945	0.1563	0.1733	-----	0.166	1.84	0.986	0.999	17	0.10	20.00	5.00	10.00	50.00	100.0	250.0	500.0	1.00	
Bromomethane	1	0	Avg	0.1669	0.1719	0.1755	0.1680	0.1926	0.2028	0.1980	0.2598	-----	0.192	2.20	1.00	1.00	16	0.10	20.00	5.00	10.00	50.00	100.0	250.0	500.0	1.00	
Vinyl Chloride	1	0	Avg	0.1868	0.1510	0.1672	0.1921	0.2382	0.2313	0.1868	0.2380	-----	0.199	1.91	0.987	0.999	17	0.10	20.00	5.00	10.00	50.00	100.0	250.0	500.0	1.00	
Chloroethane	1	0	Avg	0.1364	0.1392	0.1499	0.1421	0.1711	0.1648	0.1351	0.1828	-----	0.153	2.28	0.989	0.999	12	0.10	20.00	5.00	10.00	50.00	100.0	250.0	500.0	1.00	
Trichlorofluoromethan	1	0	Avg	0.3544	0.3709	0.3858	0.3598	0.4443	0.4371	0.3510	0.4903	-----	0.399	2.49	0.986	0.999	13	0.10	20.00	5.00	10.00	50.00	100.0	250.0	500.0	1.00	
Ethyl ether	1	0	Avg	0.1875	0.1836	0.1864	0.1953	0.2023	0.1987	0.1615	0.2180	-----	0.192	2.71	0.988	0.999	8.6	0.50 a	20.00	5.00	10.00	50.00	100.0	250.0	500.0	1.00	
Furan	1	0	Avg	0.3543	0.3538	0.3623	0.3573	0.3924	0.4079	0.3341	0.4442	-----	0.376	2.75	0.990	0.999	9.6	0.50 a	20.00	5.00	10.00	50.00	100.0	250.0	500.0	1.00	
1,1,2-Trichloro-1,2,2-tr	1	0	Avg	0.1757	0.1904	0.2046	0.1814	0.2242	0.2232	0.1768	0.2599	-----	0.205	2.91	0.985	0.998	14	0.10	20.00	5.00	10.00	50.00	100.0	250.0	500.0	1.00	
Methylene Chloride	1	0	Avg	0.2576	0.2419	0.2647	0.2641	0.2830	0.2708	0.2202	0.3095	-----	0.264	3.30	0.988	1.00	10	0.10	20.00	5.00	10.00	50.00	100.0	250.0	500.0	1.00	
Acrolein	1	0	Avg	0.0263	0.0257	0.0276	0.0306	0.0317	0.0320	0.0263	0.0243	-----	0.0281	2.82	0.990	0.999	11		100.0	25.00	50.00	250.0	500.0	1250.	2500.	5.00	
Acrylonitrile	1	0	Avg	0.0911	0.0864	0.0863	0.0939	0.0956	0.0962	0.0783	0.0814	-----	0.0887	3.49	0.989	0.999	7.5		20.00	5.00	10.00	50.00	100.0	250.0	500.0	1.00	
Iodomethane	1	0	Avg	0.2731	0.2293	0.2650	0.3245	0.3725	0.3453	0.2672	0.2084	-----	0.286	3.05	0.980	0.999	20		20.00	5.00	10.00	50.00	100.0	250.0	500.0	1.00	
Acetone	1	0	Avg	0.0613	0.0592	0.0611	0.0616	0.0633	0.0629	0.0514	0.0730	-----	0.0618	2.93	0.989	0.999	9.6	0.10 a	100.0	25.00	50.00	250.0	500.0	1250.	2500.	5.00	
Carbon Disulfide	1	0	Avg	0.5192	0.5045	0.5287	0.5346	0.6716	0.6526	0.5272	0.6517	-----	0.574	3.12	0.987	0.999	12	0.10	20.00	5.00	10.00	50.00	100.0	250.0	500.0	1.00	
t-Butyl Alcohol	1	0	Avg	0.0375	0.0367	0.0372	0.0390	0.0404	0.0397	0.0323	0.0432	-----	0.0383	2.71	0.988	0.999	8.4		100.0	25.00	50.00	250.0	500.0	1250.	2500.	5.00	
n-Hexane	1	0	Avg	0.1927	0.2222	0.2359	0.2006	0.2484	0.2428	0.1977	0.2456	-----	0.223	3.77	0.988	0.999	10		20.00	5.00	10.00	50.00	100.0	250.0	500.0	1.00	
Di-isopropyl-ether	1	0	Avg	0.7002	0.6391	0.7140	0.7327	0.7884	0.7502	0.6369	0.6729	-----	0.704	3.92	0.992	1.00	7.6		20.00	5.00	10.00	50.00	100.0	250.0	500.0	1.00	
1,1-Dichloroethene	1	0	Avg	0.3218	0.3203	0.3472	0.3200	0.3998	0.3871	0.3121	0.3771	-----	0.348	2.91	0.987	0.999	10	0.10	20.00	5.00	10.00	50.00	100.0	250.0	500.0	1.00	
Methyl Acetate	1	0	Avg	0.1764	0.1639	0.1759	0.1792	0.1855	0.1853	0.1506	0.1896	-----	0.176	3.20	0.989	0.999	7.3	0.10	20.00	5.00	10.00	50.00	100.0	250.0	500.0	1.00	
Methyl-t-butyl ether	1	0	Avg	0.6914	0.6257	0.6781	0.7364	0.7606	0.7459	0.6140	0.6588	0.6051	0.680	3.52	0.990	1.00	8.6	0.10	20.00	5.00	10.00	50.00	100.0	250.0	500.0	1.00	0.50
1,1-Dichloroethane	1	0	Avg	0.4122	0.3967	0.4264	0.4185	0.4720	0.4506	0.3674	0.4456	-----	0.424	3.89	0.988	0.999	7.8	0.20	20.00	5.00	10.00	50.00	100.0	250.0	500.0	1.00	
trans-1,2-Dichloroethe	1	0	Avg	0.2413	0.2339	0.2570	0.2435	0.2852	0.2713	0.2239	0.2842	-----	0.255	3.54	0.989	0.999	9.1	0.10	20.00	5.00	10.00	50.00	100.0	250.0	500.0	1.00	
Ethyl-t-butyl ether	1	0	Avg	0.6633	0.6156	0.6904	0.7073	0.7577	0.7372	0.6538	0.6621	-----	0.686	4.22	0.996	1.00	6.8	0.50	20.00	5.00	10.00	50.00	100.0	250.0	500.0	1.00	
cis-1,2-Dichloroethene	1	0	Avg	0.4043	0.3991	0.4513	0.4192	0.4669	0.4465	0.3913	0.4415	-----	0.428	4.35	0.995	1.00	6.5	0.10	20.00	5.00	10.00	50.00	100.0	250.0	500.0	1.00	
Bromochloromethane	1	0	Avg	0.2156	0.2179	0.2210	0.2196	0.2266	0.1932	0.1717	0.2377	-----	0.213	4.52	0.994	1.00	9.8		20.00	5.00	10.00	50.00	100.0	250.0	500.0	1.00	
2,2-Dichloropropane	1	0	Avg	0.3153	0.3625	0.4057	0.3218	0.3836	0.3703	0.3276	0.4072	-----	0.362	4.35	0.996	0.999	10		20.00	5.00	10.00	50.00	100.0	250.0	500.0	1.00	
Ethyl acetate	1	0	Avg	0.2359	0.2344	0.2387	0.2407	0.2538	0.2401	0.2212	0.2477	-----	0.239	4.38	0.998	1.00	4.0		20.00	5.00	10.00	50.00	100.0	250.0	500.0	1.00	
1,4-Dioxane	1	0	Avg	0.0029	0.0026	0.0028	0.0031	0.0032	0.0033	0.0031	0.0031	-----	0.00306	5.49	0.999	1.00	7.3		1000.	250.0	500.0	2500.	5000.	12500	25000	50.00	
1,1-Dichloropropene	1	0	Avg	0.3073	0.3216	0.3576	0.3167	0.3821	0.3702	0.3227	0.3309	-----	0.339	4.80	0.995	0.999	8.1		20.00	5.00	10.00	50.00	100.0	250.0	500.0	1.00	
Chloroform	1	0	Avg	0.4611	0.4750	0.4952	0.4752	0.5260	0.5014	0.4409	0.5361	-----	0.489	4.55	0.995	1.00	6.6	0.20	20.00	5.00	10.00	50.00	100.0	250.0	500.0	1.00	
Dibromofluoromethan	1	0	Avg	0.2963	0.2918	0.2965	0.3038	0.2991	0.2718	0.2959	0.3103	0.2924	0.295	4.66	-1	-1	3.6		30.00	30.00	30.00	30.00	30.00	30.00	30.00	30.00	30.00
Cyclohexane	1	0	Avg	0.2698	0.2731	0.3166	0.2771	0.3463	0.3386	0.3109	0.3157	-----	0.306	4.75	0.998	0.999	9.7	0.10	20.00	5.00	10.00	50.00	100.0	250.0	500.0	1.00	
1,2-Dichloroethane-d4	1	0	Avg	0.1533	0.1528	0.1560	0.1529	0.1538	0.1417	0.1568	0.1554	0.1522	0.153	4.88	-1	-1	2.9		30.00	30.00	30.00	30.00	30.00	30.00	30.00	30.00	30.00
1,2-Dichloroethane	1	0	Avg	0.3880	0.3716	0.4109	0.4012	0.4197	0.4196	0.3849	0.4580	0.4153	0.408	4.93	0.998	1.00	6.2	0.10	20.00	5.00	10.00	50.00	100.0	250.0	500.0	1.00	0.50
2-Butanone	1	0	Avg	0.0904	0.0832	0.1005	0.0961	0.1005	0.1073	0.0912	0.0939	-----	0.0954	4.34	0.993	0.999	7.8	0.10 a	20.00	5.00	10.00	50.00	100.0	250.0	500.0	1.00	
1,1,1-Trichloroethane	1	0	Avg	0.3867	0.4137	0.4423	0.4008	0.4797	0.4650	0.4324	0.4953	-----	0.440	4.70	0.998	1.00	8.8	0.10	20.00	5.00	10.00	50.00	100.0	250.0	500.0	1.00	
Carbon Tetrachloride	1	0	Avg	0.3260	0.3392	0.3716	0.3389	0.4232	0.4202	0.3734	0.3896	-----	0.373	4.81	0.996	0.999	9.9	0.10	20.00	5.00	10.00	50.00	100.0	250.0	500.0	1.00	
Vinyl Acetate	1	0	Avg	0.7915	0.7302	0.8010	0.8439	0.9131	0.8923	0.7561	0.7569	-----	0.811	3.92	0.993	1.00	8.2		20.00	5.00	10.00	50.00	100.0	250.0	500.0	1.00	
Bromodichloromethan	1	0	Avg	0.3718	0.3484	0.3938	0.3837	0.4263	0.4388	0.3943	0.4267	-----	0.398	5.56	0.997	0.999	7.8	0.20	20.00	5.00	10.00	50.00	100.0	250.0	500.0	1.00	

Flags
a - failed the min rf criteria
c - failed the minimum correlation coeff criteria(if applicable)

Note: Avg Rsd: 10.14
Corr 1 = Correlation Coefficient for linear Eq.
Corr 2 = Correlation Coefficient for quad Eq.
Fit = Indicates whether Avg RF, Linear, or Quadratic Curve was used for compound.

2031407 0116

Method: EPA 8260D

Form 6
Initial Calibration

Instrument: GCMS_8

Level #:	Data File:	Cal Identifier:	Analysis Date/Time	Level #:	Data File:	Cal Identifier:	Analysis Date/Time
1	8M555714.D	CAL @ 20 PPB	03/03/22 00:22	2	8M555710.D	CAL @ 5 PPB	03/02/22 23:08
3	8M555711.D	CAL @ 10 PPB	03/02/22 23:26	4	8M555715.D	CAL @ 50 PPB	03/03/22 00:40
5	8M555717.D	CAL @ 100 PPB	03/03/22 01:16	6	8M555719.D	CAL @ 250 PPB	03/03/22 01:53
7	8M555722.D	CAL @ 500 PPB	03/03/22 02:48	8	8M555697.D	CAL @ 1 PPB	03/02/22 19:10
9	8M555708.D	CAL @ 0.5 PPB	03/02/22 22:31				

Compound	Col	Mr	Fit:	RF1	RF2	RF3	RF4	RF5	RF6	RF7	RF8	RF9	AvgRf	RT	Corr1	Corr2	%Rsd		Calibration Level Concentrations Lvl1	Lvl2	Lvl3	Lvl4	Lvl5	Lvl6	Lvl7	Lvl8	Lvl9
Methylcyclohexane	1	0	Avg	0.2794	0.3153	0.3329	0.2916	0.3596	0.3651	0.3366	0.3030	-----	0.323	5.41	0.998	0.999	9.6	0.10	20.00	5.00	10.00	50.00	100.0	250.0	500.0	1.00	
Dibromomethane	1	0	Avg	0.2113	0.1989	0.2093	0.2151	0.2253	0.2376	0.2218	0.2301	-----	0.219	5.49	0.999	1.00	5.7		20.00	5.00	10.00	50.00	100.0	250.0	500.0	1.00	
1,2-Dichloropropane	1	0	Avg	0.2472	0.2424	0.2626	0.2537	0.2777	0.2686	0.2350	0.2672	-----	0.257	5.42	0.995	1.00	5.7	0.10	20.00	5.00	10.00	50.00	100.0	250.0	500.0	1.00	
Trichloroethene	1	0	Avg	0.2672	0.2863	0.3072	0.2751	0.3234	0.3161	0.2865	0.3447	-----	0.301	5.29	0.997	1.00	8.8	0.20	20.00	5.00	10.00	50.00	100.0	250.0	500.0	1.00	
Benzene	1	0	Avg	0.9338	0.9477	1.0382	0.9493	1.0684	1.0154	0.8562	1.0113	0.9271	0.972	4.93	0.992	1.00	6.8	0.50	20.00	5.00	10.00	50.00	100.0	250.0	500.0	1.00	0.50
tert-Amyl methyl ether	1	0	Avg	0.6393	0.6021	0.6505	0.6961	0.7269	0.7385	0.6311	0.6111	-----	0.662	4.98	0.994	0.999	7.9		20.00	5.00	10.00	50.00	100.0	250.0	500.0	1.00	
Iso-propylacetate	1	0	Avg	0.4922	0.4191	0.5009	0.5172	0.5342	0.4651	0.4440	0.4261	-----	0.475	4.93	0.998	0.999	9.0	0.50 a	20.00	5.00	10.00	50.00	100.0	250.0	500.0	1.00	
Methyl methacrylate	1	0	Avg	0.2263	0.2059	0.2266	0.2302	0.2568	0.2421	0.2365	0.1921	-----	0.227	5.46	1.00	1.00	8.9	0.50 a	20.00	5.00	10.00	50.00	100.0	250.0	500.0	1.00	
Dibromochloromethan	1	0	Avg	0.3380	0.3034	0.3483	0.3636	0.3886	0.3929	0.3598	0.3588	-----	0.357	6.44	0.998	1.00	8.0	0.10	20.00	5.00	10.00	50.00	100.0	250.0	500.0	1.00	
2-Chloroethylvinylethe	1	0	Qua	0.0021	0.0011	0.0024	0.0036	0.0049	0.0066	-----	0.0020	-----	0.00330	5.72	0.987	0.999	58		20.00	5.00	10.00	50.00	100.0	250.0		1.00	
cis-1,3-Dichloropropen	1	0	Avg	0.4390	0.4149	0.4652	0.4636	0.5028	0.4330	0.4495	0.4386	-----	0.451	5.81	0.999	0.999	5.9	0.20	20.00	5.00	10.00	50.00	100.0	250.0	500.0	1.00	
trans-1,3-Dichloroprop	1	0	Avg	0.4201	0.4046	0.4425	0.4478	0.4809	0.4680	0.4389	0.4060	-----	0.439	6.10	0.999	1.00	6.3	0.10	20.00	5.00	10.00	50.00	100.0	250.0	500.0	1.00	
Ethyl methacrylate	1	0	Avg	0.2235	0.2037	0.2218	0.2523	0.2701	0.2617	0.2450	0.2036	-----	0.235	6.13	0.999	1.00	11	0.50 a	20.00	5.00	10.00	50.00	100.0	250.0	500.0	1.00	
1,1,2-Trichloroethane	1	0	Avg	0.2765	0.2621	0.2885	0.2840	0.2973	0.2599	0.2402	0.3140	-----	0.278	6.21	0.997	1.00	8.4	0.10	20.00	5.00	10.00	50.00	100.0	250.0	500.0	1.00	
1,2-Dibromoethane	1	0	Avg	0.2974	0.2803	0.3039	0.3085	0.3236	0.3297	0.3006	0.2954	-----	0.305	6.51	0.998	1.00	5.2	0.10	20.00	5.00	10.00	50.00	100.0	250.0	500.0	1.00	
1,3-Dichloropropane	1	0	Avg	0.4606	0.4462	0.4986	0.4796	0.4977	0.4341	0.4015	0.4735	-----	0.462	6.30	0.997	1.00	7.2		20.00	5.00	10.00	50.00	100.0	250.0	500.0	1.00	
4-Methyl-2-Pentanone	1	0	Avg	0.2455	0.2196	0.2302	0.2578	0.2631	0.2422	0.2455	0.2129	-----	0.240	5.88	1.00	1.00	7.3	0.10	20.00	5.00	10.00	50.00	100.0	250.0	500.0	1.00	
2-Hexanone	1	0	Avg	0.1638	0.1386	0.1563	0.1739	0.1815	0.1617	0.1492	0.1349	-----	0.158	6.32	0.997	1.00	10	0.10	20.00	5.00	10.00	50.00	100.0	250.0	500.0	1.00	
Tetrachloroethene	1	0	Avg	0.2317	0.2633	0.2818	0.2388	0.2827	0.2437	0.2325	0.3086	-----	0.260	6.31	0.998	0.999	11	0.20	20.00	5.00	10.00	50.00	100.0	250.0	500.0	1.00	
Toluene-d8	1	0	Avg	1.1792	1.1711	1.1748	1.1754	1.1719	0.9835	1.1292	1.1587	1.1807	1.15	5.97	-1	-1	5.5		30.00	30.00	30.00	30.00	30.00	30.00	30.00	30.00	30.00
Toluene	1	0	Avg	0.6723	0.7013	0.7548	0.6821	0.7826	0.7452	0.7086	0.8070	-----	0.732	6.00	0.999	1.00	6.6	0.40	20.00	5.00	10.00	50.00	100.0	250.0	500.0	1.00	
1,1,1,2-Tetrachloroeth	1	0	Avg	0.2818	0.2723	0.3091	0.2990	0.3319	0.3090	0.2833	0.2803	-----	0.296	6.81	0.998	1.00	6.8		20.00	5.00	10.00	50.00	100.0	250.0	500.0	1.00	
Chlorobenzene	1	0	Avg	0.7729	0.8064	0.8668	0.7871	0.8927	0.8929	0.7784	0.9221	-----	0.840	6.77	0.995	0.999	7.1	0.50	20.00	5.00	10.00	50.00	100.0	250.0	500.0	1.00	
n-Butyl acrylate	1	0	Avg	0.7640	0.6948	0.7513	0.8519	0.7290	1.0861	0.9140	0.6482	-----	0.805	7.02	0.990	0.993	18	0.50	20.00	5.00	10.00	50.00	100.0	250.0	500.0	1.00	
n-Amyl acetate	1	0	Avg	0.7050	0.6258	0.6786	0.7580	0.6904	0.8179	0.6735	0.6146	-----	0.696	7.14	0.990	0.997	9.6	0.50	20.00	5.00	10.00	50.00	100.0	250.0	500.0	1.00	
Bromoform	1	0	Avg	0.4244	0.3935	0.4200	0.4495	0.4234	0.5902	0.5015	0.3791	-----	0.448	7.22	0.992	0.994	15	0.10	20.00	5.00	10.00	50.00	100.0	250.0	500.0	1.00	
Ethylbenzene	1	0	Avg	0.6276	0.6912	0.6883	0.6364	0.5863	0.6799	0.6162	0.7483	-----	0.659	6.82	0.997	0.999	7.9	0.10	20.00	5.00	10.00	50.00	100.0	250.0	500.0	1.00	
1,1,2,2-Tetrachloroeth	1	0	Avg	0.6617	0.6434	0.6605	0.6460	0.5552	0.7096	0.6055	0.6366	-----	0.640	7.43	0.993	0.996	7.0	0.10	20.00	5.00	10.00	50.00	100.0	250.0	500.0	1.00	
Bromofluorobenzene	1	0	Avg	0.8007	0.8140	0.7780	0.7985	0.7038	0.8576	0.7783	0.7904	0.8031	0.792	7.38	-1	-1	5.1		30.00	30.00	30.00	30.00	30.00	30.00	30.00	30.00	30.00
Styrene	1	0	Avg	1.4741	1.4845	1.6093	1.5322	1.4062	1.8782	1.4844	1.4900	-----	1.54	7.10	0.985	0.993	9.5	0.30	20.00	5.00	10.00	50.00	100.0	250.0	500.0	1.00	
m&p-Xylenes	1	0	Avg	0.8692	0.9148	0.9805	0.8728	0.8042	1.0641	0.9082	1.0256	0.9371	0.931	6.87	0.993	0.996	8.8	0.10	40.00	10.00	20.00	100.0	200.0	500.0	1000.	2.00	1.00
o-Xylene	1	0	Avg	0.8782	0.9186	0.9871	0.8783	0.8043	1.0933	0.8747	0.9564	-----	0.924	7.09	0.986	0.993	9.6	0.30	20.00	5.00	10.00	50.00	100.0	250.0	500.0	1.00	
trans-1,4-Dichloro-2-b	1	0	Avg	0.2298	0.2183	0.2441	0.2442	0.2411	0.2966	0.2565	0.2476	-----	0.247	7.46	0.994	0.997	9.3		20.00	5.00	10.00	50.00	100.0	250.0	500.0	1.00	
1,3-Dichlorobenzene	1	0	Avg	1.0615	1.1692	1.1994	1.1034	1.2386	1.3566	1.1264	1.2332	-----	1.19	7.99	0.991	0.998	7.8	0.60	20.00	5.00	10.00	50.00	100.0	250.0	500.0	1.00	
1,4-Dichlorobenzene	1	0	Avg	1.0856	1.1678	1.2510	1.1181	1.2004	1.2491	1.1226	1.3730	-----	1.20	8.03	0.997	0.999	7.8	0.50	20.00	5.00	10.00	50.00	100.0	250.0	500.0	1.00	
1,2-Dichlorobenzene	1	0	Avg	1.0083	1.0674	1.1475	1.0914	1.1846	1.2812	1.0810	1.1174	-----	1.12	8.25	0.993	0.998	7.4	0.40	20.00	5.00	10.00	50.00	100.0	250.0	500.0	1.00	
Isopropylbenzene	1	0	Avg	2.1007	2.2264	2.4400	2.1280	2.2221	2.7111	2.1362	2.3342	-----	2.29	7.29	0.985	0.995	9.0	0.10	20.00	5.00	10.00	50.00	100.0	250.0	500.0	1.00	
Cyclohexanone	1	0	Avg	0.0169	0.0184	0.0193	0.0165	0.0139	0.0164	0.0142	0.0191	-----	0.0169	7.36	0.995	0.998	12		100.0	25.00	50.00	250.0	500.0	1250.	2500.	5.00	
Camphene	1	0	Avg	0.5173	0.5808	0.5887	0.5205	0.5472	0.6835	0.6041	0.6028	-----	0.581	7.45	0.995	0.997	9.3		20.00	5.00	10.00	50.00	100.0	250.0	500.0	1.00	
1,2,3-Trichloropropane	1	0	Avg	0.7868	0.7471	0.8117	0.8102	0.6956	0.8321	0.7226	0.9070	-----	0.789	7.47	0.995	0.998	8.5		20.00	5.00	10.00	50.00	100.0	250.0	500.0	1.00	
2-Chlorotoluene	1	0	Avg	1.3322	1.5183	1.4988	1.3570	1.5561	1.6743	1.4206	1.6833	-----	1.51	7.57	0.993	0.998	8.8		20.00	5.00	10.00	50.00	100.0	250.0	500.0	1.00	

Flags
a - failed the min rf criteria
c - failed the minimum correlation coeff criteria(if applicable)

Note: Avg Rsd: 10.14
Corr 1 = Correlation Coefficient for linear Eq.
Corr 2 = Correlation Coefficient for quad Eq.
Fit = Indicates whether Avg RF, Linear, or Quadratic Curve was used for compound.

2031407 0117

Method: EPA 8260D

Form 6
Initial Calibration

Instrument: GCMS_8

Level #:	Data File:	Cal Identifier:	Analysis Date/Time	Level #:	Data File:	Cal Identifier:	Analysis Date/Time
1	8M555714.D	CAL @ 20 PPB	03/03/22 00:22	2	8M555710.D	CAL @ 5 PPB	03/02/22 23:08
3	8M555711.D	CAL @ 10 PPB	03/02/22 23:26	4	8M555715.D	CAL @ 50 PPB	03/03/22 00:40
5	8M555717.D	CAL @ 100 PPB	03/03/22 01:16	6	8M555719.D	CAL @ 250 PPB	03/03/22 01:53
7	8M555722.D	CAL @ 500 PPB	03/03/22 02:48	8	8M555697.D	CAL @ 1 PPB	03/02/22 19:10
9	8M555708.D	CAL @ 0.5 PPB	03/02/22 22:31				

Compound	Col	Mr	Fit:	RF1	RF2	RF3	RF4	RF5	RF6	RF7	RF8	RF9	AvgRf	RT	Corr1	Corr2	%Rsd		Calibration Level Concentrations Lvl1	Lvl2	Lvl3	Lvl4	Lvl5	Lvl6	Lvl7	Lvl8	Lvl9
p-Ethyltoluene	1	0	Avg	2.0474	2.2101	2.3723	2.0942	2.3613	2.7006	2.1859	2.2640	-----	2.28	7.57	0.988	0.997	9.0		20.00	5.00	10.00	50.00	100.0	250.0	500.0	1.00	
4-Chlorotoluene	1	0	Avg	1.3715	1.4354	1.5074	1.3610	1.5660	1.6233	1.4035	1.5189	-----	1.47	7.63	0.995	0.999	6.5		20.00	5.00	10.00	50.00	100.0	250.0	500.0	1.00	
n-Propylbenzene	1	0	Avg	2.4129	2.6364	2.8257	2.4278	2.4904	2.7618	2.3007	2.8231	-----	2.58	7.51	0.992	0.998	7.9		20.00	5.00	10.00	50.00	100.0	250.0	500.0	1.00	
Bromobenzene	1	0	Avg	1.3165	1.2517	1.4590	1.3239	1.2640	1.4597	1.1975	1.3823	-----	1.33	7.48	0.990	0.997	7.2		20.00	5.00	10.00	50.00	100.0	250.0	500.0	1.00	
1,3,5-Trimethylbenzen	1	0	Avg	1.7444	1.8629	2.0042	1.7396	1.9602	2.0014	1.8402	2.0055	-----	1.89	7.59	0.998	1.00	6.0		20.00	5.00	10.00	50.00	100.0	250.0	500.0	1.00	
Butyl methacrylate	1	0	Avg	0.5536	0.5262	0.6203	0.6354	0.6643	0.7507	0.6483	0.4940	-----	0.612	7.60	0.995	0.998	14	0.50 a	20.00	5.00	10.00	50.00	100.0	250.0	500.0	1.00	
t-Butylbenzene	1	0	Avg	1.6276	1.7399	1.8812	1.6841	2.0126	2.3355	1.8460	1.7551	-----	1.86	7.79	0.985	0.996	12		20.00	5.00	10.00	50.00	100.0	250.0	500.0	1.00	
1,2,4-Trimethylbenzen	1	0	Avg	1.7719	1.8649	1.9934	1.8337	2.0894	2.4026	1.8907	1.8905	-----	1.97	7.81	0.985	0.996	10		20.00	5.00	10.00	50.00	100.0	250.0	500.0	1.00	
sec-Butylbenzene	1	0	Avg	1.9157	2.1340	2.2623	2.0059	2.2358	2.5549	1.9985	2.1613	-----	2.16	7.91	0.984	0.996	9.3		20.00	5.00	10.00	50.00	100.0	250.0	500.0	1.00	
4-Isopropyltoluene	1	0	Avg	1.6636	1.7515	1.9123	1.7575	1.9398	2.2149	1.7961	1.8660	-----	1.86	7.97	0.989	0.997	9.1		20.00	5.00	10.00	50.00	100.0	250.0	500.0	1.00	
n-Butylbenzene	1	0	Avg	1.7459	1.8634	2.0182	1.9419	2.0032	2.3582	1.8710	1.9073	-----	1.96	8.20	0.986	0.996	9.2		20.00	5.00	10.00	50.00	100.0	250.0	500.0	1.00	
p-Diethylbenzene	1	0	Avg	0.9509	1.0066	1.0845	1.0476	1.2233	1.4221	1.1443	1.0788	-----	1.12	8.18	0.987	0.996	13		20.00	5.00	10.00	50.00	100.0	250.0	500.0	1.00	
1,2,4,5-Tetramethylbe	1	0	Avg	1.2325	1.2237	1.3676	1.3886	1.5371	1.7119	1.4624	1.1954	-----	1.39	8.63	0.994	0.998	13		20.00	5.00	10.00	50.00	100.0	250.0	500.0	1.00	
1,2-Dibromo-3-Chloro	1	0	Avg	0.1258	0.1220	0.1181	0.1400	0.1415	0.1701	0.1553	0.1295	-----	0.138	8.68	0.997	0.998	13	0.05	20.00	5.00	10.00	50.00	100.0	250.0	500.0	1.00	
Camphor	1	0	Qua	0.0261	0.0236	0.0272	0.0340	0.0354	0.0318	0.0329	0.0449	0.0840	0.0378	9.11	0.999	0.999	49		200.0	50.00	100.0	500.0	1000.	2500.	5000.	10.00	5.00
Hexachlorobutadiene	1	0	Avg	0.2291	0.2414	0.2710	0.2410	0.3067	0.3474	0.2931	0.2820	-----	0.277	9.25	0.992	0.997	14		20.00	5.00	10.00	50.00	100.0	250.0	500.0	1.00	
1,2,4-Trichlorobenzen	1	0	Avg	0.5173	0.5363	0.5609	0.5429	0.6660	0.7223	0.6455	0.5998	-----	0.599	9.16	0.996	0.999	12	0.20	20.00	5.00	10.00	50.00	100.0	250.0	500.0	1.00	
1,2,3-Trichlorobenzen	1	0	Avg	0.4100	0.4340	0.4590	0.4479	0.5383	0.6219	0.5274	0.5911	-----	0.504	9.45	0.993	0.997	15		20.00	5.00	10.00	50.00	100.0	250.0	500.0	1.00	
Naphthalene	1	0	Avg	1.2253	1.1703	1.2790	1.3859	1.5554	1.8374	1.5466	1.4777	-----	1.43	9.32	0.992	0.997	15		20.00	5.00	10.00	50.00	100.0	250.0	500.0	1.00	

Flags
a - failed the min rf criteria
c - failed the minimum correlation coeff criteria(if applicable)

Note: Avg Rsd: 10.14
Corr 1 = Correlation Coefficient for linear Eq.
Corr 2 = Correlation Coefficient for quad Eq.
Fit = Indicates whether Avg RF, Linear, or Quadratic Curve was used for compound.

2031407 0118

Method: EPA 8260D

Form 6
Initial Calibration

Instrument: GCMS_6

Level #:	Data File:	Cal Identifier:	Analysis Date/Time	Level #:	Data File:	Cal Identifier:	Analysis Date/Time
1	6M151795.D	CAL @ 20PPB	03/09/22 00:40	2	6M151794.D	CAL @ 5PPB	03/09/22 00:19
3	6M151793.D	CAL @ 2PPB	03/08/22 23:58	4	6M151796.D	CAL @ 50PPB	03/09/22 01:01
5	6M151798.D	CAL @ 100PPB	03/09/22 01:43	6	6M151800.D	CAL @ 250PPB	03/09/22 02:24
7	6M151791.D	CAL @ 1PPB	03/08/22 23:17	8	6M151790.D	CAL @ 0.5PPB	03/08/22 22:56

Compound	Col	Mr	Fit:	RF1	RF2	RF3	RF4	RF5	RF6	RF7	RF8	RF9	AvgRf	RT	Corr1	Corr2	%Rsd		Calibration Level Concentrations Lvl1	Lvl2	Lvl3	Lvl4	Lvl5	Lvl6	Lvl7	Lvl8	Lvl9
Chlorodifluoromethane	1	0	Avg	0.3089	0.3088	0.3159	0.3026	0.3068	0.3017	-----	-----	-----	0.307	1.66	1.00	1.00	1.7	0.10	20.00	5.00	2.00	50.00	100.0	250.0			
Dichlorodifluorometha	1	0	Avg	0.2405	0.2522	0.2754	0.2454	0.2480	0.2469	-----	-----	-----	0.251	1.65	1.00	1.00	4.9	0.10	20.00	5.00	2.00	50.00	100.0	250.0			
Chloromethane	1	0	Avg	0.2233	0.2335	0.2590	0.2105	0.2148	0.2071	-----	-----	-----	0.225	1.82	1.00	1.00	8.6	0.10	20.00	5.00	2.00	50.00	100.0	250.0			
Bromomethane	1	0	Avg	0.1543	0.1863	0.2276	0.1518	0.1555	0.1651	-----	-----	-----	0.173	2.25	0.999	1.00	17	0.10	20.00	5.00	2.00	50.00	100.0	250.0			
Vinyl Chloride	1	0	Avg	0.2489	0.2474	0.2772	0.2430	0.2436	0.2387	-----	-----	-----	0.250	1.93	1.00	1.00	5.6	0.10	20.00	5.00	2.00	50.00	100.0	250.0			
Chloroethane	1	0	Avg	0.1568	0.1600	0.1929	0.1512	0.1523	0.1491	-----	-----	-----	0.160	2.34	1.00	1.00	10	0.10	20.00	5.00	2.00	50.00	100.0	250.0			
Trichlorofluoromethan	1	0	Avg	0.3530	0.3610	0.3935	0.3529	0.3550	0.3452	-----	-----	-----	0.360	2.57	1.00	1.00	4.8	0.10	20.00	5.00	2.00	50.00	100.0	250.0			
Ethyl ether	1	0	Avg	0.1893	0.1963	0.2031	0.1856	0.1897	0.1880	-----	-----	-----	0.192	2.82	1.00	1.00	3.4	0.50 a	20.00	5.00	2.00	50.00	100.0	250.0			
Furan	1	0	Avg	0.3294	0.3202	0.3430	0.3227	0.3260	0.3246	-----	-----	-----	0.328	2.85	1.00	1.00	2.5	0.50 a	20.00	5.00	2.00	50.00	100.0	250.0			
1,1,2-Trichloro-1,2,2-tr	1	0	Avg	0.1929	0.1950	0.2320	0.2014	0.2020	0.1959	-----	-----	-----	0.203	3.03	1.00	1.00	7.2	0.10	20.00	5.00	2.00	50.00	100.0	250.0			
Methylene Chloride	1	0	Qua	0.2474	0.2574	0.2726	0.2377	0.2349	0.2291	-----	-----	-----	0.247	3.45	1.00	1.00	6.6	0.10	20.00	5.00	2.00	50.00	100.0	250.0			
Acrolein	1	0	Avg	0.0421	0.0409	0.0391	0.0420	0.0412	0.0409	-----	-----	-----	0.0411	2.93	1.00	1.00	2.6		100.0	25.00	10.00	250.0	500.0	1250.			
Acrylonitrile	1	0	Avg	0.0825	0.0799	0.0764	0.0797	0.0802	0.0787	-----	-----	-----	0.0796	3.65	1.00	1.00	2.5		20.00	5.00	2.00	50.00	100.0	250.0			
Iodomethane	1	0	Qua	0.2617	0.1826	0.1558	0.2856	0.2944	0.2815	-----	-----	-----	0.244	3.18	0.999	1.00	24		20.00	5.00	2.00	50.00	100.0	250.0			
Acetone	1	0	Avg	0.0601	0.0641	0.0830	0.0560	0.0547	0.0532	-----	-----	-----	0.0619	3.06	1.00	1.00	18	0.10 a	100.0	25.00	10.00	250.0	500.0	1250.			
Carbon Disulfide	1	0	Avg	0.6802	0.7095	0.8134	0.6654	0.6619	0.6464	-----	-----	-----	0.696	3.25	1.00	1.00	8.8	0.10	20.00	5.00	2.00	50.00	100.0	250.0			
t-Butyl Alcohol	1	0	Avg	0.0221	0.0215	0.0222	0.0217	0.0219	0.0216	-----	-----	-----	0.0219	3.51	1.00	1.00	1.3		100.0	25.00	10.00	250.0	500.0	1250.			
n-Hexane	1	0	Avg	0.2312	0.2099	0.2088	0.2477	0.2645	0.2658	-----	-----	-----	0.238	3.92	1.00	1.00	11		20.00	5.00	2.00	50.00	100.0	250.0			
Di-isopropyl-ether	1	0	Avg	0.5484	0.4913	0.5197	0.5734	0.5943	0.5866	-----	-----	-----	0.552	4.07	1.00	1.00	7.3		20.00	5.00	2.00	50.00	100.0	250.0			
1,1-Dichloroethene	1	0	Avg	0.2914	0.2956	0.3195	0.2908	0.2934	0.2896	-----	-----	-----	0.297	3.03	1.00	1.00	3.8	0.10	20.00	5.00	2.00	50.00	100.0	250.0			
Methyl Acetate	1	0	Avg	0.1562	0.1674	0.1840	0.1484	0.1486	0.1442	-----	-----	-----	0.158	3.35	1.00	1.00	9.5	0.10	20.00	5.00	2.00	50.00	100.0	250.0			
Methyl-t-butyl ether	1	0	Avg	0.5500	0.5327	0.5407	0.5528	0.5733	0.5763	-----	0.5434	-----	0.553	3.68	1.00	1.00	3.0	0.10	20.00	5.00	2.00	50.00	100.0	250.0		1.00	
1,1-Dichloroethane	1	0	Avg	0.3846	0.3844	0.4082	0.3741	0.3778	0.3713	-----	-----	-----	0.383	4.04	1.00	1.00	3.5	0.20	20.00	5.00	2.00	50.00	100.0	250.0			
trans-1,2-Dichloroethe	1	0	Avg	0.2312	0.2303	0.2288	0.2300	0.2315	0.2288	-----	-----	-----	0.230	3.69	1.00	1.00	0.51	0.10	20.00	5.00	2.00	50.00	100.0	250.0			
Ethyl-t-butyl ether	1	0	Avg	0.0726	0.0661	0.0751	0.0755	0.0778	0.0743	-----	-----	-----	0.0736	4.07	1.00	1.00	5.5	0.50 a	20.00	5.00	2.00	50.00	100.0	250.0			
cis-1,2-Dichloroethene	1	0	Avg	0.3660	0.3583	0.3707	0.3616	0.3635	0.3620	-----	-----	-----	0.364	4.44	1.00	1.00	1.2	0.10	20.00	5.00	2.00	50.00	100.0	250.0			
Bromochloromethane	1	0	Avg	0.1713	0.1783	0.1943	0.1634	0.1612	0.1563	-----	-----	-----	0.171	4.59	1.00	1.00	8.1		20.00	5.00	2.00	50.00	100.0	250.0			
2,2-Dichloropropane	1	0	Avg	0.2903	0.2866	0.3265	0.2910	0.2957	0.2974	-----	-----	-----	0.298	4.45	1.00	1.00	4.9		20.00	5.00	2.00	50.00	100.0	250.0			
Ethyl acetate	1	0	Avg	0.1987	0.2077	0.2180	0.1892	0.1848	0.1828	-----	-----	-----	0.197	4.47	1.00	1.00	7.1		20.00	5.00	2.00	50.00	100.0	250.0			
1,4-Dioxane	1	0	Avg	0.0032	0.0027	0.0029	0.0031	0.0031	0.0030	-----	-----	-----	0.00304	5.52	1.00	1.00	5.3		1000.	250.0	100.0	2500.	5000.	12500			
1,1-Dichloropropene	1	0	Avg	0.2925	0.2829	0.3025	0.3042	0.3030	0.3030	-----	-----	-----	0.298	4.85	1.00	1.00	2.9		20.00	5.00	2.00	50.00	100.0	250.0			
Chloroform	1	0	Avg	0.4268	0.4303	0.4437	0.4096	0.4085	0.4016	-----	-----	-----	0.420	4.64	1.00	1.00	3.8	0.20	20.00	5.00	2.00	50.00	100.0	250.0			
Dibromofluoromethan	1	0	Avg	0.2764	0.2902	0.3040	0.2766	0.2761	0.2734	-----	0.3012	0.3087	0.288	4.73	-1	-1	5.0		30.00	30.00	30.00	30.00	30.00	30.00		30.00	30.00
Cyclohexane	1	0	Avg	0.2826	0.2638	0.2875	0.2978	0.3097	0.3103	-----	-----	-----	0.292	4.81	1.00	1.00	6.1	0.10	20.00	5.00	2.00	50.00	100.0	250.0			
1,2-Dichloroethane-d4	1	0	Avg	0.1455	0.1484	0.1561	0.1391	0.1389	0.1391	-----	0.1539	0.1573	0.147	4.93	-1	-1	5.3		30.00	30.00	30.00	30.00	30.00	30.00		30.00	30.00
1,2-Dichloroethane	1	0	Avg	0.3077	0.3225	0.3359	0.2993	0.2951	0.2875	-----	0.3803	-----	0.318	4.98	1.00	1.00	10	0.10	20.00	5.00	2.00	50.00	100.0	250.0		1.00	
2-Butanone	1	0	Avg	0.0935	0.0888	0.1024	0.0927	0.0965	0.0990	-----	-----	-----	0.0955	4.44	1.00	1.00	5.1	0.10 a	20.00	5.00	2.00	50.00	100.0	250.0			
1,1,1-Trichloroethane	1	0	Avg	0.3598	0.3628	0.3721	0.3503	0.3556	0.3529	-----	-----	-----	0.359	4.76	1.00	1.00	2.2	0.10	20.00	5.00	2.00	50.00	100.0	250.0			
Carbon Tetrachloride	1	0	Avg	0.3232	0.3242	0.3297	0.3201	0.3221	0.3194	-----	-----	-----	0.323	4.87	1.00	1.00	1.1	0.10	20.00	5.00	2.00	50.00	100.0	250.0			
Vinyl Acetate	1	0	Avg	0.5837	0.5458	0.5562	0.6047	0.6230	0.6244	-----	-----	-----	0.590	4.06	1.00	1.00	5.7		20.00	5.00	2.00	50.00	100.0	250.0			
Bromodichloromethan	1	0	Avg	0.3188	0.3192	0.3376	0.3165	0.3178	0.3196	-----	-----	-----	0.322	5.59	1.00	1.00	2.5	0.20	20.00	5.00	2.00	50.00	100.0	250.0			

Flags
a - failed the min rf criteria
c - failed the minimum correlation coeff criteria(if applicable)

Note: Avg Rsd: 9.367
Corr 1 = Correlation Coefficient for linear Eq.
Corr 2 = Correlation Coefficient for quad Eq.
Fit = Indicates whether Avg RF, Linear, or Quadratic Curve was used for compound.

2031407 0119

Method: EPA 8260D

Form 6
Initial Calibration

Instrument: GCMS_6

Level #:	Data File:	Cal Identifier:	Analysis Date/Time	Level #:	Data File:	Cal Identifier:	Analysis Date/Time
1	6M151795.D	CAL @ 20PPB	03/09/22 00:40	2	6M151794.D	CAL @ 5PPB	03/09/22 00:19
3	6M151793.D	CAL @ 2PPB	03/08/22 23:58	4	6M151796.D	CAL @ 50PPB	03/09/22 01:01
5	6M151798.D	CAL @ 100PPB	03/09/22 01:43	6	6M151800.D	CAL @ 250PPB	03/09/22 02:24
7	6M151791.D	CAL @ 1PPB	03/08/22 23:17	8	6M151790.D	CAL @ 0.5PPB	03/08/22 22:56

Compound	Col	Mr	Fit:	RF1	RF2	RF3	RF4	RF5	RF6	RF7	RF8	RF9	AvgRf	RT	Corr1	Corr2	%Rsd		Calibration Level Concentrations Lvl1	Lvl2	Lvl3	Lvl4	Lvl5	Lvl6	Lvl7	Lvl8	Lvl9
Methylcyclohexane	1	0	Avg	0.3237	0.3061	0.2922	0.3605	0.3809	0.3850	-----	-----	-----	0.341	5.45	1.00	1.00	12	0.10	20.00	5.00	2.00	50.00	100.0	250.0			
Dibromomethane	1	0	Avg	0.1702	0.1741	0.1860	0.1656	0.1638	0.1629	-----	-----	-----	0.170	5.53	1.00	1.00	5.1		20.00	5.00	2.00	50.00	100.0	250.0			
1,2-Dichloropropane	1	0	Avg	0.2239	0.2170	0.2334	0.2215	0.2253	0.2263	-----	-----	-----	0.225	5.46	1.00	1.00	2.4	0.10	20.00	5.00	2.00	50.00	100.0	250.0			
Trichloroethene	1	0	Avg	0.2488	0.2521	0.2730	0.2493	0.2498	0.2543	-----	-----	-----	0.255	5.33	1.00	1.00	3.6	0.20	20.00	5.00	2.00	50.00	100.0	250.0			
Benzene	1	0	Avg	0.9012	0.8876	0.9126	0.8909	0.8908	0.8599	-----	0.9099	-----	0.893	4.98	1.00	1.00	2.0	0.50	20.00	5.00	2.00	50.00	100.0	250.0		1.00	
tert-Amyl methyl ether	1	0	Avg	0.4842	0.4372	0.4168	0.5049	0.5248	0.5294	-----	-----	-----	0.483	5.02	1.00	1.00	9.7		20.00	5.00	2.00	50.00	100.0	250.0			
Iso-propylacetate	1	0	Avg	0.4011	0.3641	0.3779	0.4089	0.4154	0.4182	-----	-----	-----	0.398	4.98	1.00	1.00	5.5	0.50 a	20.00	5.00	2.00	50.00	100.0	250.0			
Methyl methacrylate	1	0	Avg	0.1718	0.1602	0.1616	0.1818	0.2122	0.1823	-----	-----	-----	0.178	5.48	0.995	0.998	11	0.50 a	20.00	5.00	2.00	50.00	100.0	250.0			
Dibromochloromethan	1	0	Avg	0.3111	0.3011	0.3019	0.3104	0.3145	0.3146	-----	-----	-----	0.309	6.45	1.00	1.00	1.9	0.10	20.00	5.00	2.00	50.00	100.0	250.0			
2-Chloroethylvinylethe	1	0	Qua	0.0009	0.0014	0.0010	0.0011	0.0009	0.0008	-----	-----	-----	0.00106	5.78	0.995	0.997	21		20.00	5.00	2.00	50.00	100.0	250.0			
cis-1,3-Dichloropropen	1	0	Avg	0.4191	0.3947	0.3667	0.4288	0.4436	0.4560	-----	-----	-----	0.418	5.83	1.00	1.00	7.9	0.20	20.00	5.00	2.00	50.00	100.0	250.0			
trans-1,3-Dichloroprop	1	0	Avg	0.3828	0.3568	0.3339	0.3909	0.3985	0.4103	-----	-----	-----	0.379	6.11	1.00	1.00	7.5	0.10	20.00	5.00	2.00	50.00	100.0	250.0			
Ethyl methacrylate	1	0	Avg	0.1916	0.1719	0.1716	0.1996	0.2077	0.2106	-----	-----	-----	0.192	6.13	1.00	1.00	8.9	0.50 a	20.00	5.00	2.00	50.00	100.0	250.0			
1,1,2-Trichloroethane	1	0	Avg	0.2836	0.2723	0.2929	0.2682	0.2671	0.2631	-----	-----	-----	0.275	6.22	1.00	1.00	4.2	0.10	20.00	5.00	2.00	50.00	100.0	250.0			
1,2-Dibromoethane	1	0	Avg	0.2832	0.2713	0.2721	0.2771	0.2777	0.2766	-----	0.2612	-----	0.274	6.52	1.00	1.00	2.5	0.10	20.00	5.00	2.00	50.00	100.0	250.0		1.00	
1,3-Dichloropropane	1	0	Avg	0.4681	0.4529	0.4337	0.4552	0.4504	0.4454	-----	-----	-----	0.451	6.31	1.00	1.00	2.5		20.00	5.00	2.00	50.00	100.0	250.0			
4-Methyl-2-Pentanone	1	0	Avg	0.2178	0.2009	0.2147	0.2253	0.2283	0.2298	-----	-----	-----	0.220	5.90	1.00	1.00	5.0	0.10	20.00	5.00	2.00	50.00	100.0	250.0			
2-Hexanone	1	0	Avg	0.1502	0.1310	0.1475	0.1574	0.1610	0.1618	-----	-----	-----	0.152	6.32	1.00	1.00	7.6	0.10	20.00	5.00	2.00	50.00	100.0	250.0			
Tetrachloroethene	1	0	Avg	0.2437	0.2331	0.2600	0.2500	0.2464	0.2424	-----	-----	-----	0.246	6.32	1.00	1.00	3.6	0.20	20.00	5.00	2.00	50.00	100.0	250.0			
Toluene-d8	1	0	Avg	1.2239	1.1827	1.1592	1.2261	1.2362	1.2356	-----	1.1476	1.1475	1.19	5.98	-1	-1	3.3		30.00	30.00	30.00	30.00	30.00	30.00		30.00	30.00
Toluene	1	0	Avg	0.7032	0.6965	0.6965	0.7074	0.7151	0.7033	-----	0.6594	-----	0.697	6.02	1.00	1.00	2.6	0.40	20.00	5.00	2.00	50.00	100.0	250.0		1.00	
1,1,1,2-Tetrachloroeth	1	0	Avg	0.2914	0.2763	0.2870	0.2945	0.2915	0.2915	-----	-----	-----	0.289	6.81	1.00	1.00	2.3		20.00	5.00	2.00	50.00	100.0	250.0			
Chlorobenzene	1	0	Avg	0.7864	0.8009	0.8411	0.8067	0.7901	0.7877	-----	-----	-----	0.802	6.77	1.00	1.00	2.6	0.50	20.00	5.00	2.00	50.00	100.0	250.0			
n-Butyl acrylate	1	0	Qua	0.6475	0.5728	0.5720	0.7301	0.7733	1.0531	-----	-----	-----	0.725	7.02	0.988	1.00	25	0.50	20.00	5.00	2.00	50.00	100.0	250.0			
n-Amyl acetate	1	0	Avg	0.5709	0.4975	0.4751	0.6106	0.6314	0.7921	-----	-----	-----	0.596	7.13	0.993	1.00	19	0.50 a	20.00	5.00	2.00	50.00	100.0	250.0			
Bromoform	1	0	Avg	0.3908	0.3881	0.3742	0.4005	0.4049	0.5392	-----	-----	-----	0.416	7.23	0.990	1.00	15	0.10	20.00	5.00	2.00	50.00	100.0	250.0			
Ethylbenzene	1	0	Qua	0.6045	0.5718	0.5327	0.6720	0.6941	0.8758	-----	0.4877	-----	0.634	6.82	0.993	1.00	20	0.10	20.00	5.00	2.00	50.00	100.0	250.0		1.00	
1,1,2,2-Tetrachloroeth	1	0	Avg	0.6768	0.6620	0.6731	0.6671	0.6666	0.8528	-----	-----	-----	0.700	7.44	0.992	1.00	11	0.10	20.00	5.00	2.00	50.00	100.0	250.0			
Bromofluorobenzene	1	0	Avg	0.7567	0.7279	0.7009	0.7603	0.7722	1.0063	-----	0.6958	0.7013	0.765	7.39	-1	-1	13		30.00	30.00	30.00	30.00	30.00	30.00		30.00	30.00
Styrene	1	0	Qua	1.4513	1.2065	1.1447	1.5877	1.6164	2.0446	-----	-----	-----	1.51	7.10	0.993	1.00	22	0.30	20.00	5.00	2.00	50.00	100.0	250.0			
m&p-Xylenes	1	0	Avg	0.8612	0.7515	0.7392	0.9336	0.9387	1.1571	-----	0.6896	0.6649	0.842	6.88	0.994	1.00	20	0.10	40.00	10.00	4.00	100.0	200.0	500.0		2.00	1.00
o-Xylene	1	0	Avg	0.8891	0.7827	0.7065	0.9473	0.9521	1.2013	-----	0.7198	-----	0.886	7.10	0.993	1.00	19	0.30	20.00	5.00	2.00	50.00	100.0	250.0		1.00	
trans-1,4-Dichloro-2-b	1	0	Avg	0.2385	0.2239	0.2333	0.2533	0.2540	0.3328	-----	-----	-----	0.256	7.47	0.991	1.00	15		20.00	5.00	2.00	50.00	100.0	250.0			
1,3-Dichlorobenzene	1	0	Avg	1.0920	1.0992	1.1330	1.1271	1.1039	1.1486	-----	-----	-----	1.12	8.01	1.00	1.00	2.0	0.60	20.00	5.00	2.00	50.00	100.0	250.0			
1,4-Dichlorobenzene	1	0	Avg	1.0883	1.1496	1.1708	1.1247	1.1093	1.1211	-----	-----	-----	1.13	8.06	1.00	1.00	2.6	0.50	20.00	5.00	2.00	50.00	100.0	250.0			
1,2-Dichlorobenzene	1	0	Avg	1.0422	1.0910	1.0937	1.0942	1.0883	1.1631	-----	-----	-----	1.10	8.29	0.999	1.00	3.5	0.40	20.00	5.00	2.00	50.00	100.0	250.0			
Isopropylbenzene	1	0	Avg	2.1679	1.9226	1.8937	2.3745	2.4023	2.9935	-----	1.6957	-----	2.21	7.29	0.994	1.00	20	0.10	20.00	5.00	2.00	50.00	100.0	250.0		1.00	
Cyclohexanone	1	0	Avg	0.0179	0.0181	0.0229	0.0169	0.0175	0.0245	-----	-----	-----	0.0197	7.37	0.986	1.00	16		100.0	25.00	10.00	250.0	500.0	1250.			
Camphene	1	0	Avg	0.7322	0.6432	0.6379	0.8028	0.8182	1.0526	-----	-----	-----	0.781	7.46	0.992	1.00	20		20.00	5.00	2.00	50.00	100.0	250.0			
1,2,3-Trichloropropane	1	0	Avg	0.7789	0.7607	0.7730	0.7989	0.7979	1.0351	-----	-----	-----	0.824	7.48	0.991	1.00	13		20.00	5.00	2.00	50.00	100.0	250.0			
2-Chlorotoluene	1	0	Avg	1.3619	1.2662	1.2428	1.4202	1.4238	1.6809	-----	-----	-----	1.40	7.59	0.996	1.00	11		20.00	5.00	2.00	50.00	100.0	250.0			

Flags
a - failed the min rf criteria
c - failed the minimum correlation coeff criteria(if applicable)

Note: Avg Rsd: 9.367
Corr 1 = Correlation Coefficient for linear Eq.
Corr 2 = Correlation Coefficient for quad Eq.
Fit = Indicates whether Avg RF, Linear, or Quadratic Curve was used for compound.

Initial Calibration

2031407 0120

Level #:	Data File:	Cal Identifier:	Analysis Date/Time	Level #:	Data File:	Cal Identifier:	Analysis Date/Time
1	6M151795.D	CAL @ 20PPB	03/09/22 00:40	2	6M151794.D	CAL @ 5PPB	03/09/22 00:19
3	6M151793.D	CAL @ 2PPB	03/08/22 23:58	4	6M151796.D	CAL @ 50PPB	03/09/22 01:01
5	6M151798.D	CAL @ 100PPB	03/09/22 01:43	6	6M151800.D	CAL @ 250PPB	03/09/22 02:24
7	6M151791.D	CAL @ 1PPB	03/08/22 23:17	8	6M151790.D	CAL @ 0.5PPB	03/08/22 22:56

Compound	Col	Mr	Fit:	RF1	RF2	RF3	RF4	RF5	RF6	RF7	RF8	RF9	AvgRf	RT	Corr1	Corr2	%Rsd		Calibration Level Concentrations Lvl1	Lvl2	Lvl3	Lvl4	Lvl5	Lvl6	Lvl7	Lvl8	Lvl9
p-Ethyltoluene	1	0	Avg	2.3098	2.0618	2.0547	2.5256	2.4917	3.1174	-----	-----	-----	2.43	7.58	0.994	1.00	16		20.00	5.00	2.00	50.00	100.0	250.0			
4-Chlorotoluene	1	0	Qua	1.4055	1.3144	1.1400	1.4632	1.4198	1.1609	-----	-----	-----	1.32	7.65	0.991	1.00	10		20.00	5.00	2.00	50.00	100.0	250.0			
n-Propylbenzene	1	0	Avg	2.6125	2.3824	2.2856	2.7958	2.7687	3.4387	-----	2.0688	-----	2.62	7.52	0.994	1.00	17		20.00	5.00	2.00	50.00	100.0	250.0		1.00	
Bromobenzene	1	0	Avg	1.4170	1.4091	1.4101	1.4728	1.4707	1.8968	-----	-----	-----	1.51	7.49	0.992	1.00	13		20.00	5.00	2.00	50.00	100.0	250.0			
1,3,5-Trimethylbenzen	1	0	Avg	1.7007	1.5543	1.3646	1.8317	1.7825	1.8440	-----	1.2088	-----	1.61	7.60	1.00	1.00	15		20.00	5.00	2.00	50.00	100.0	250.0		1.00	
Butyl methacrylate	1	0	Avg	0.5021	0.4638	0.4215	0.5393	0.5439	0.4717	-----	-----	-----	0.490	7.61	0.996	1.00	9.6	0.50 a	20.00	5.00	2.00	50.00	100.0	250.0			
t-Butylbenzene	1	0	Avg	1.7693	1.6296	1.5121	1.9518	1.9880	2.2660	-----	1.3293	-----	1.78	7.80	0.998	1.00	18		20.00	5.00	2.00	50.00	100.0	250.0		1.00	
1,2,4-Trimethylbenzen	1	0	Avg	1.7954	1.6495	1.5388	1.9919	1.9792	2.0283	-----	1.4285	-----	1.77	7.82	1.00	1.00	14		20.00	5.00	2.00	50.00	100.0	250.0		1.00	
sec-Butylbenzene	1	0	Avg	2.3200	2.0240	1.8820	2.5401	2.5615	2.7385	-----	1.6727	-----	2.25	7.93	0.999	1.00	18		20.00	5.00	2.00	50.00	100.0	250.0		1.00	
4-Isopropyltoluene	1	0	Avg	2.0198	1.9727	2.1911	2.1631	2.1572	2.3265	-----	2.5481	-----	2.20	7.99	0.999	1.00	8.8		20.00	5.00	2.00	50.00	100.0	250.0		1.00	
n-Butylbenzene	1	0	Avg	2.1085	1.8678	1.8135	2.3025	2.2870	2.5051	-----	1.5069	-----	2.06	8.23	0.999	1.00	17		20.00	5.00	2.00	50.00	100.0	250.0		1.00	
p-Diethylbenzene	1	0	Avg	1.0646	0.9760	0.9439	1.2063	1.2360	1.5567	-----	-----	-----	1.16	8.22	0.993	1.00	19		20.00	5.00	2.00	50.00	100.0	250.0			
1,2,4,5-Tetramethylbe	1	0	Qua	1.3874	1.2341	1.2176	1.7761	1.8835	2.5828	-----	-----	-----	1.68	8.68	0.988	1.00	31		20.00	5.00	2.00	50.00	100.0	250.0			
1,2-Dibromo-3-Chloro	1	0	Avg	0.1509	0.1482	0.1382	0.1570	0.1535	0.2065	-----	-----	-----	0.159	8.74	0.989	1.00	15	0.05	20.00	5.00	2.00	50.00	100.0	250.0			
Camphor	1	0	Avg	0.0393	0.0353	0.0340	0.0473	0.0522	-----	-----	0.0429	-----	0.0419	9.18	0.997	1.00	17		200.0	50.00	20.00	500.0	1000.			10.00	
Hexachlorobutadiene	1	0	Avg	0.3898	0.3453	0.3606	0.4202	0.4235	0.5604	-----	-----	-----	0.417	9.32	0.990	1.00	18		20.00	5.00	2.00	50.00	100.0	250.0			
1,2,4-Trichlorobenzen	1	0	Avg	0.6231	0.6107	0.6411	0.7178	0.7110	0.9840	-----	-----	-----	0.715	9.23	0.987	1.00	20	0.20	20.00	5.00	2.00	50.00	100.0	250.0			
1,2,3-Trichlorobenzen	1	0	Avg	0.6160	0.6175	0.5988	0.6927	0.6960	0.9589	-----	-----	-----	0.697	9.53	0.988	1.00	19		20.00	5.00	2.00	50.00	100.0	250.0			
Naphthalene	1	0	Qua	1.5778	1.3658	1.3168	1.8943	1.9598	2.6005	-----	1.2805	-----	1.71	9.39	0.990	1.00	28		20.00	5.00	2.00	50.00	100.0	250.0		1.00	

Flags
a - failed the min rf criteria
c - failed the minimum correlation coeff criteria(if applicable)

Note: Avg Rsd: 9.367
Corr 1 = Correlation Coefficient for linear Eq.
Corr 2 = Correlation Coefficient for quad Eq.
Fit = Indicates whether Avg RF, Linear, or Quadratic Curve was used for compound.

Form7

Continuing Calibration

Calibration Name: CAL @ 20 PPB **Data File:** IM159764.D **Instrument:** GCMS I

Cont Calibration Date/Time 3/15/2022 11:02:00 **Method:** EPA 8260D

TxtCompd:	Col#	Multi Num	Type	RT	Conc	Conc Exp	Lo Lim	MIN RF	Initial RF	RF	%Diff	Flag
Fluorobenzene	1	0	I	5.31	30.00	30	**			0.000	0.00	
Chlorodifluoromethane	1	0		2.12	21.70	20	20	0.1	0.397	0.430	8.49	
Dichlorodifluoromethane	1	0		2.11	31.37	20	20	0.1	0.260	0.408	56.87	C1
Chloromethane	1	0		2.27	21.05	20	20	0.1	0.344	0.362	5.26	
Bromomethane	1	0		2.65	13.20	20	20	0.1	0.245	0.162	34.02	C1
Vinyl Chloride	1	0		2.36	21.21	20	20	0.1	0.340	0.361	6.06	
Chloroethane	1	0		2.73	18.29	20	20	0.1	0.243	0.223	8.57	
Trichlorofluoromethane	1	0		2.93	20.81	20	20	0.1	0.541	0.563	4.03	
Ethyl ether	1	0		3.14	23.18	20	20	0.5	0.242	0.279	15.88	
Furan	1	0		3.18	21.82	20	20	0.5	0.552	0.621	9.12	
1,1,2-Trichloro-1,2,2-trifluoroetha	1	0		3.33	20.45	20	20	0.1	0.280	0.286	2.26	
Methylene Chloride	1	0		3.70	17.43	20	20	0.1	0.359	0.313	12.84	
Acrolein	1	0		3.25	139.91	100	20		0.038	0.053	39.91	C1
Acrylonitrile	1	0		3.88	24.00	20	20		0.126	0.142	20.01	
Iodomethane	1	0		3.47	10.78	20	20		0.337	0.275	46.12	C1
Acetone	1	0		3.36	153.35	100	20	0.1	0.085	0.121	53.35	C1
Carbon Disulfide	1	0		3.53	20.10	20	20	0.1	0.841	0.846	0.52	
t-Butyl Alcohol	1	0		3.75	140.18	100	20		0.030	0.042	40.18	C1
n-Hexane	1	0		4.14	19.98	20	20		0.268	0.267	0.12	
Di-isopropyl-ether	1	0		4.28	21.95	20	20		0.888	0.975	9.77	
1,1-Dichloroethene	1	0		3.34	18.09	20	20	0.1	0.500	0.453	9.53	
Methyl Acetate	1	0		3.61	26.02	20	20	0.1	0.239	0.311	30.11	C1
Methyl-t-butyl ether	1	0		3.92	22.26	20	20	0.1	0.849	0.945	11.31	
1,1-Dichloroethane	1	0		4.24	18.49	20	20	0.2	0.600	0.554	7.55	
trans-1,2-Dichloroethene	1	0		3.93	17.51	20	20	0.1	0.348	0.305	12.44	
Ethyl-t-butyl ether	1	0		4.52	22.52	20	20	0.5	0.820	0.924	12.62	
cis-1,2-Dichloroethene	1	0		4.63	17.66	20	20	0.1	0.582	0.514	11.72	
Bromochloromethane	1	0		4.79	21.50	20	20		0.319	0.343	7.52	
2,2-Dichloropropane	1	0		4.64	12.73	20	20		0.524	0.334	36.33	C1
Ethyl acetate	1	0		4.65	22.60	20	20		0.302	0.341	13.00	
1,4-Dioxane	1	0		5.70	1235.86	1000	20		0.004	0.005	23.59	C1
1,1-Dichloropropene	1	0		5.04	19.59	20	20		0.448	0.438	2.05	
Chloroform	1	0		4.82	18.18	20	20	0.2	0.641	0.582	9.10	
Dibromofluoromethane	1	0	S	4.92	30.39	30	**		0.295	0.299	1.30	
Cyclohexane	1	0		4.99	21.47	20	20	0.1	0.397	0.427	7.35	
1,2-Dichloroethane-d4	1	0	S	5.12	33.37	30	**		0.143	0.159	11.23	
1,2-Dichloroethane	1	0		5.16	20.47	20	20	0.1	0.491	0.502	2.37	
2-Butanone	1	0		4.64	20.27	20	20	0.1	0.201	0.204	1.37	
1,1,1-Trichloroethane	1	0		4.95	19.52	20	20	0.1	0.578	0.564	2.41	
Carbon Tetrachloride	1	0		5.05	19.93	20	20	0.1	0.499	0.497	0.36	
Vinyl Acetate	1	0		4.26	23.44	20	20		0.957	1.121	17.21	
Bromodichloromethane	1	0		5.77	19.24	20	20	0.2	0.481	0.463	3.78	
Methylcyclohexane	1	0		5.63	24.02	20	20	0.1	0.316	0.380	20.12	
Dibromomethane	1	0		5.71	18.53	20	20		0.242	0.225	7.33	
1,2-Dichloropropane	1	0		5.64	19.45	20	20	0.1	0.322	0.313	2.76	
Trichloroethene	1	0		5.51	18.76	20	20	0.2	0.370	0.347	6.18	
Benzene	1	0		5.16	18.52	20	20	0.5	1.296	1.200	7.39	
tert-Amyl methyl ether	1	0		5.21	23.87	20	20		0.774	0.923	19.34	
Chlorobenzene-d5	1	0	I	6.96	30.00	30	**			0.000	0.00	
Iso-propylacetate	1	0		5.15	22.02	20	20	0.5	0.631	0.695	10.10	
Methyl methacrylate	1	0		5.66	20.09	20	20	0.5	0.276	0.277	0.44	
Dibromochloromethane	1	0		6.64	15.03	20	20	0.1	0.394	0.296	24.84	C1

S-Surrogate Compound I-Internal Standard Compound

N/O or N/Q - Not applicable for this run C1-Compound %Diff exceeds limits ** - No limit specified in method

Note: 8260/8270 limits are compared against the %DIFF/R.F. 625 limits are compared against the %DIFF.

624 limits are compared against the concentration found. 524.2 limits are compared against the %DIFF

Form7

Continuing Calibration

Calibration Name: CAL @ 20 PPB **Data File:** 1M159764.D **Instrument:** GCMS 1

Cont Calibration Date/Time 3/15/2022 11:02:00 **Method:** EPA 8260D

TxtCompd:	Col#	Multi Num	Type	RT	Conc	Conc Exp	Lo Lim	MIN RF	Initial RF	RF	%Diff	Flag
2-Chloroethylvinylether	1	0		5.91	17.09	20	20		0.055	0.056	14.55	
cis-1,3-Dichloropropene	1	0		6.02	15.21	20	20	0.2	0.555	0.422	23.97	C1
trans-1,3-Dichloropropene	1	0		6.31	15.29	20	20	0.1	0.526	0.402	23.56	C1
Ethyl methacrylate	1	0		6.33	22.45	20	20	0.5	0.283	0.318	12.27	
1,1,2-Trichloroethane	1	0		6.41	16.35	20	20	0.1	0.316	0.258	18.26	
1,2-Dibromoethane	1	0		6.72	17.58	20	20	0.1	0.333	0.293	12.10	
1,3-Dichloropropane	1	0		6.51	17.02	20	20		0.539	0.459	14.90	
4-Methyl-2-Pentanone	1	0		6.08	23.63	20	20	0.1	0.299	0.353	18.14	
2-Hexanone	1	0		6.52	24.00	20	20	0.1	0.220	0.264	20.00	
Tetrachloroethene	1	0		6.51	15.82	20	20	0.2	0.301	0.238	20.92	C1
Toluene-d8	1	0	S	6.17	26.54	30	**		1.171	1.036	11.53	
Toluene	1	0		6.21	16.26	20	20	0.4	0.846	0.688	18.72	
1,1,1,2-Tetrachloroethane	1	0		7.01	15.95	20	20		0.353	0.282	20.25	
Chlorobenzene	1	0		6.98	15.85	20	20	0.5	0.952	0.754	20.77	C1
1,4-Dichlorobenzene-d4	1	0	I	8.26	30.00	30	**			0.000	0.00	
n-Butyl acrylate	1	0		7.23	23.10	20	20	0.5	0.878	1.014	15.48	
n-Amyl acetate	1	0		7.35	23.84	20	20	0.5	0.784	0.935	19.21	
Bromoform	1	0		7.43	18.88	20	20	0.1	0.412	0.389	5.60	
Ethylbenzene	1	0		7.02	15.29	20	20	0.1	0.707	0.558	23.53	C1
1,1,2,2-Tetrachloroethane	1	0		7.65	20.37	20	20	0.1	0.672	0.684	1.86	
Bromofluorobenzene	1	0	S	7.60	32.43	30	**		0.729	0.788	8.11	
Styrene	1	0		7.31	17.47	20	20	0.3	1.605	1.403	12.63	
m&p-Xylenes	1	0		7.08	35.69	40	20	0.1	0.913	0.815	10.77	
o-Xylene	1	0		7.31	17.98	20	20	0.3	0.925	0.832	10.09	
trans-1,4-Dichloro-2-butene	1	0		7.68	24.85	20	20		0.248	0.308	24.27	C1
1,3-Dichlorobenzene	1	0		8.22	16.35	20	20	0.6	1.182	0.967	18.26	
1,4-Dichlorobenzene	1	0		8.27	16.25	20	20	0.5	1.271	1.033	18.74	
1,2-Dichlorobenzene	1	0		8.49	15.28	20	20	0.4	1.271	0.971	23.62	C1
Isopropylbenzene	1	0		7.50	18.63	20	20	0.1	2.162	2.013	6.86	
Cyclohexanone	1	0		7.57	107.92	100	20		0.024	0.026	7.92	
Camphene	1	0		7.67	23.83	20	20		0.472	0.563	19.17	
1,2,3-Trichloropropane	1	0		7.69	20.20	20	20		0.842	0.850	0.99	
2-Chlorotoluene	1	0		7.80	18.14	20	20		1.419	1.287	9.31	
p-Ethyltoluene	1	0		7.79	20.82	20	20		2.130	2.217	4.10	
4-Chlorotoluene	1	0		7.85	16.60	20	20		1.420	1.179	16.98	
n-Propylbenzene	1	0		7.73	18.17	20	20		2.572	2.336	9.16	
Bromobenzene	1	0		7.70	19.77	20	20		1.341	1.325	1.17	
1,3,5-Trimethylbenzene	1	0		7.82	16.70	20	20		1.790	1.494	16.50	
Butyl methacrylate	1	0		7.82	21.53	20	20	0.5	0.698	0.751	7.63	
t-Butylbenzene	1	0		8.01	18.60	20	20		1.665	1.549	6.98	
1,2,4-Trimethylbenzene	1	0		8.03	17.57	20	20		1.837	1.614	12.17	
sec-Butylbenzene	1	0		8.14	18.29	20	20		2.036	1.861	8.57	
4-Isopropyltoluene	1	0		8.21	18.07	20	20		1.744	1.576	9.64	
n-Butylbenzene	1	0		8.44	17.26	20	20		1.976	1.706	13.70	
p-Diethylbenzene	1	0		8.42	18.17	20	20		1.048	0.952	9.17	
1,2,4,5-Tetramethylbenzene	1	0		8.89	19.35	20	20		1.402	1.356	3.24	
1,2-Dibromo-3-Chloropropane	1	0		8.94	18.66	20	20	0.05	0.165	0.154	6.72	
Camphor	1	0		9.38	252.62	200	20		0.052	0.080	26.31	C1
Hexachlorobutadiene	1	0		9.52	13.83	20	20		0.319	0.221	30.83	C1
1,2,4-Trichlorobenzene	1	0		9.44	15.96	20	20	0.2	0.683	0.545	20.21	
1,2,3-Trichlorobenzene	1	0		9.74	16.67	20	20		0.619	0.516	16.66	
Naphthalene	1	0		9.59	19.19	20	20		1.829	1.756	4.03	

S-Surrogate Compound I-Internal Standard Compound

N/O or N/Q - Not applicable for this run C1-Compound %Diff exceeds limits ** - No limit specified in method

Note: 8260/8270 limits are compared against the %DIFF/R.F. 625 limits are compared against the %DIFF.

624 limits are compared against the concentration found. 524.2 limits are compared against the %DIFF

Form7

Continuing Calibration

Calibration Name: CAL @ 50 PPB **Data File:** 6M152092.D **Instrument:** GCMS 6

Cont Calibration Date/Time 3/15/2022 9:13:00 P **Method:** EPA 8260D

TxtCompd:	Col#	Multi Num	Type	RT	Conc	Conc Exp	Lo Lim	MIN RF	Initial RF	RF	%Diff	Flag
Fluorobenzene	1	0	I	5.13	30.00	30	**			0.000	0.00	
Chlorodifluoromethane	1	0		1.66	29.83	50	20	0.1	0.307	0.183	40.33	C1
Dichlorodifluoromethane	1	0		1.65	23.07	50	20	0.1	0.251	0.116	53.85	C1
Chloromethane	1	0		1.83	40.46	50	20	0.1	0.225	0.182	19.08	
Bromomethane	1	0		2.25	44.05	50	20	0.1	0.173	0.153	11.89	
Vinyl Chloride	1	0		1.93	44.81	50	20	0.1	0.250	0.224	10.38	
Chloroethane	1	0		2.34	50.32	50	20	0.1	0.160	0.161	0.65	
Trichlorofluoromethane	1	0		2.57	44.69	50	20	0.1	0.360	0.322	10.63	
Ethyl ether	1	0		2.82	50.32	50	20	0.5	0.192	0.193	0.64	
Furan	1	0		2.86	51.43	50	20	0.5	0.328	0.337	2.86	
1,1,2-Trichloro-1,2,2-trifluoroetha	1	0		3.03	48.37	50	20	0.1	0.203	0.197	3.26	
Methylene Chloride	1	0		3.45	51.82	50	20	0.1	0.247	0.246	3.65	
Acrolein	1	0		2.93	180.76	250	20		0.041	0.030	27.69	C1
Acrylonitrile	1	0		3.65	54.71	50	20		0.080	0.087	9.42	
Iodomethane	1	0		3.18	47.51	50	20		0.244	0.278	4.99	
Acetone	1	0		3.06	236.10	250	20	0.1	0.062	0.058	5.56	
Carbon Disulfide	1	0		3.25	46.63	50	20	0.1	0.696	0.649	6.75	
t-Butyl Alcohol	1	0		3.51	264.43	250	20		0.022	0.023	5.77	
n-Hexane	1	0		3.92	52.78	50	20		0.238	0.251	5.55	
Di-isopropyl-ether	1	0		4.07	57.01	50	20		0.552	0.630	14.03	
1,1-Dichloroethene	1	0		3.03	48.05	50	20	0.1	0.297	0.285	3.91	
Methyl Acetate	1	0		3.35	50.76	50	20	0.1	0.158	0.161	1.52	
Methyl-t-butyl ether	1	0		3.68	52.18	50	20	0.1	0.553	0.577	4.35	
1,1-Dichloroethane	1	0		4.03	51.22	50	20	0.2	0.383	0.393	2.44	
trans-1,2-Dichloroethene	1	0		3.69	51.52	50	20	0.1	0.230	0.237	3.03	
Ethyl-t-butyl ether	1	0		4.07	55.37	50	20	0.5	0.074	0.082	10.74	
cis-1,2-Dichloroethene	1	0		4.44	52.11	50	20	0.1	0.364	0.379	4.21	
Bromochloromethane	1	0		4.59	49.09	50	20		0.171	0.168	1.82	
2,2-Dichloropropane	1	0		4.45	52.23	50	20		0.298	0.311	4.45	
Ethyl acetate	1	0		4.46	53.00	50	20		0.197	0.209	5.99	
1,4-Dioxane	1	0		5.52	2906.49	2500	20		0.003	0.004	16.26	
1,1-Dichloropropene	1	0		4.85	49.75	50	20		0.298	0.297	0.49	
Chloroform	1	0		4.64	50.20	50	20	0.2	0.420	0.422	0.40	
Dibromofluoromethane	1	0	S	4.73	28.20	75	**		0.288	0.271	6.00	
Cyclohexane	1	0		4.81	50.15	50	20	0.1	0.292	0.293	0.31	
1,2-Dichloroethane-d4	1	0	S	4.93	27.41	75	**		0.147	0.135	8.62	
1,2-Dichloroethane	1	0		4.98	45.59	50	20	0.1	0.318	0.290	8.83	
2-Butanone	1	0		4.44	53.34	50	20	0.1	0.096	0.102	6.69	
1,1,1-Trichloroethane	1	0		4.76	49.15	50	20	0.1	0.359	0.353	1.69	
Carbon Tetrachloride	1	0		4.87	47.79	50	20	0.1	0.323	0.309	4.41	
Vinyl Acetate	1	0		4.06	53.58	50	20		0.590	0.632	7.17	
Bromodichloromethane	1	0		5.59	47.51	50	20	0.2	0.322	0.306	4.98	
Methylcyclohexane	1	0		5.45	53.84	50	20	0.1	0.341	0.368	7.69	
Dibromomethane	1	0		5.53	49.14	50	20		0.170	0.168	1.72	
1,2-Dichloropropane	1	0		5.46	51.12	50	20	0.1	0.225	0.230	2.24	
Trichloroethene	1	0		5.33	49.32	50	20	0.2	0.255	0.251	1.36	
Benzene	1	0		4.98	51.48	50	20	0.5	0.893	0.920	2.96	
tert-Amyl methyl ether	1	0		5.02	56.28	50	20		0.483	0.544	12.55	
Chlorobenzene-d5	1	0	I	6.76	30.00	30	**			0.000	0.00	
Iso-propylacetate	1	0		4.98	54.41	50	20	0.5	0.398	0.433	8.82	
Methyl methacrylate	1	0		5.48	52.86	50	20	0.5	0.178	0.189	5.73	
Dibromochloromethane	1	0		6.45	49.50	50	20	0.1	0.309	0.306	1.00	

S-Surrogate Compound I-Internal Standard Compound

N/O or N/Q - Not applicable for this run C1-Compound %Diff exceeds limits ** - No limit specified in method

Note: 8260/8270 limits are compared against the %DIFF/R.F. 625 limits are compared against the %DIFF.

624 limits are compared against the concentration found. 524.2 limits are compared against the %DIFF

Form7

Continuing Calibration

Calibration Name: CAL @ 50 PPB **Data File:** 6M152092.D **Instrument:** GCMS 6

Cont Calibration Date/Time 3/15/2022 9:13:00 P Method: EPA 8260D

TxtCompd:	Col#	Multi Num	Type	RT	Conc	Conc Exp	Lo Lim	MIN RF	Initial RF	RF	%Diff	Flag
2-Chloroethylvinylether	1	0		5.78	48.18	50	20		0.001	0.001	3.64	
cis-1,3-Dichloropropene	1	0		5.83	52.11	50	20	0.2	0.418	0.436	4.21	
trans-1,3-Dichloropropene	1	0		6.11	51.25	50	20	0.1	0.379	0.388	2.50	
Ethyl methacrylate	1	0		6.14	53.65	50	20	0.5	0.192	0.206	7.30	
1,1,2-Trichloroethane	1	0		6.22	49.65	50	20	0.1	0.275	0.273	0.70	
1,2-Dibromoethane	1	0		6.52	48.84	50	20	0.1	0.274	0.268	2.31	
1,3-Dichloropropane	1	0		6.31	50.02	50	20		0.451	0.451	0.05	
4-Methyl-2-Pentanone	1	0		5.89	51.62	50	20	0.1	0.220	0.227	3.24	
2-Hexanone	1	0		6.32	53.11	50	20	0.1	0.152	0.161	6.21	
Tetrachloroethene	1	0		6.32	50.75	50	20	0.2	0.246	0.250	1.49	
Toluene-d8	1	0	S	5.98	30.95	75	**		1.195	1.233	3.16	
Toluene	1	0		6.02	51.24	50	20	0.4	0.697	0.715	2.49	
1,1,1,2-Tetrachloroethane	1	0		6.81	49.19	50	20		0.289	0.284	1.61	
Chlorobenzene	1	0		6.78	48.83	50	20	0.5	0.802	0.783	2.34	
1,4-Dichlorobenzene-d4	1	0	I	8.05	30.00	30	**			0.000	0.00	
n-Butyl acrylate	1	0		7.02	51.14	50	20	0.5	0.725	0.714	2.28	
n-Amyl acetate	1	0		7.14	49.67	50	20	0.5	0.596	0.592	0.67	
Bromoform	1	0		7.23	45.44	50	20	0.1	0.416	0.378	9.13	
Ethylbenzene	1	0		6.82	48.98	50	20	0.1	0.634	0.631	2.04	
1,1,2,2-Tetrachloroethane	1	0		7.44	45.58	50	20	0.1	0.700	0.638	8.84	
Bromofluorobenzene	1	0	S	7.39	30.91	75	**		0.765	0.788	3.02	
Styrene	1	0		7.10	50.00	50	20	0.3	1.509	1.510	0.00	
m&p-Xylenes	1	0		6.88	107.78	100	20	0.1	0.842	0.908	7.78	
o-Xylene	1	0		7.10	50.36	50	20	0.3	0.886	0.892	0.72	
trans-1,4-Dichloro-2-butene	1	0		7.47	51.45	50	20		0.256	0.263	2.91	
1,3-Dichlorobenzene	1	0		8.01	49.74	50	20	0.6	1.117	1.112	0.51	
1,4-Dichlorobenzene	1	0		8.06	48.58	50	20	0.5	1.127	1.095	2.83	
1,2-Dichlorobenzene	1	0		8.29	47.20	50	20	0.4	1.095	1.034	5.60	
Isopropylbenzene	1	0		7.29	51.20	50	20	0.1	2.207	2.260	2.40	
Cyclohexanone	1	0		7.37	353.94	250	20		0.020	0.028	41.58	C1
Camphene	1	0		7.46	53.42	50	20		0.781	0.835	6.85	
1,2,3-Trichloropropane	1	0		7.48	47.30	50	20		0.824	0.780	5.41	
2-Chlorotoluene	1	0		7.59	48.27	50	20		1.399	1.351	3.46	
p-Ethyltoluene	1	0		7.57	51.79	50	20		2.427	2.514	3.58	
4-Chlorotoluene	1	0		7.65	45.31	50	20		1.317	1.352	9.37	
n-Propylbenzene	1	0		7.52	52.15	50	20		2.622	2.735	4.31	
Bromobenzene	1	0		7.49	46.78	50	20		1.513	1.415	6.44	
1,3,5-Trimethylbenzene	1	0		7.60	53.73	50	20		1.612	1.733	7.47	
Butyl methacrylate	1	0		7.60	50.90	50	20	0.5	0.490	0.499	1.81	
t-Butylbenzene	1	0		7.80	52.44	50	20		1.778	1.865	4.87	
1,2,4-Trimethylbenzene	1	0		7.82	53.88	50	20		1.773	1.911	7.76	
sec-Butylbenzene	1	0		7.93	54.68	50	20		2.248	2.459	9.35	
4-Isopropyltoluene	1	0		7.99	48.83	50	20		2.197	2.146	2.33	
n-Butylbenzene	1	0		8.23	57.49	50	20		2.056	2.364	14.98	
p-Diethylbenzene	1	0		8.21	53.07	50	20		1.164	1.235	6.14	
1,2,4,5-Tetramethylbenzene	1	0		8.68	43.05	50	20		1.680	1.419	13.91	
1,2-Dibromo-3-Chloropropane	1	0		8.74	46.80	50	20	0.05	0.159	0.149	6.41	
Camphor	1	0		9.18	565.75	500	20		0.042	0.047	13.15	
Hexachlorobutadiene	1	0		9.32	53.02	50	20		0.417	0.442	6.04	
1,2,4-Trichlorobenzene	1	0		9.23	50.66	50	20	0.2	0.715	0.724	1.32	
1,2,3-Trichlorobenzene	1	0		9.53	46.88	50	20		0.697	0.653	6.23	
Naphthalene	1	0		9.39	45.51	50	20		1.714	1.609	8.98	

S-Surrogate Compound I-Internal Standard Compound

N/O or N/Q - Not applicable for this run C1-Compound %Diff exceeds limits ** - No limit specified in method

Note: 8260/8270 limits are compared against the %DIFF/R.F. 625 limits are compared against the %DIFF.

624 limits are compared against the concentration found. 524.2 limits are compared against the %DIFF

Form7

Continuing Calibration

Calibration Name: CAL @ 20 PPB **Data File:** 8M556277.D **Instrument:** GCMS 8

Cont Calibration Date/Time 3/16/2022 3:34:00 P **Method:** EPA 8260D

TxtCompd:	Col#	Multi Num	Type	RT	Conc	Conc Exp	Lo Lim	MIN RF	Initial RF	RF	%Diff	Flag
Fluorobenzene	1	0	I	5.08	30.00	30	**			0.000	0.00	
Chlorodifluoromethane	1	0		1.67	13.45	20	20	0.1	0.239	0.161	32.75	C1
Dichlorodifluoromethane	1	0		1.66	36.85	20	20	0.1	0.104	0.281	84.27	C1
Chloromethane	1	0		1.83	28.57	20	20	0.1	0.166	0.238	42.83	C1
Bromomethane	1	0		2.19	18.01	20	20	0.1	0.192	0.173	9.93	
Vinyl Chloride	1	0		1.91	25.83	20	20	0.1	0.199	0.257	29.13	C1
Chloroethane	1	0		2.28	21.91	20	20	0.1	0.153	0.167	9.57	
Trichlorofluoromethane	1	0		2.49	21.70	20	20	0.1	0.399	0.433	8.51	
Ethyl ether	1	0		2.71	23.71	20	20	0.5	0.192	0.227	18.56	
Furan	1	0		2.75	24.53	20	20	0.5	0.376	0.461	22.67	C1
1,1,2-Trichloro-1,2,2-trifluoroetha	1	0		2.91	22.58	20	20	0.1	0.205	0.231	12.90	
Methylene Chloride	1	0		3.30	17.93	20	20	0.1	0.264	0.237	10.34	
Acrolein	1	0		2.82	139.45	100	20		0.028	0.039	39.45	C1
Acrylonitrile	1	0		3.49	21.09	20	20		0.089	0.094	5.46	
Iodomethane	1	0		3.05	19.81	20	20		0.286	0.283	0.97	
Acetone	1	0		2.93	118.85	100	20	0.1	0.062	0.073	18.85	
Carbon Disulfide	1	0		3.12	22.09	20	20	0.1	0.574	0.634	10.46	
t-Butyl Alcohol	1	0		2.71	118.69	100	20		0.038	0.045	18.69	
n-Hexane	1	0		3.76	23.69	20	20		0.223	0.265	18.47	
Di-isopropyl-ether	1	0		3.92	21.34	20	20		0.704	0.751	6.68	
1,1-Dichloroethene	1	0		2.91	19.54	20	20	0.1	0.348	0.340	2.31	
Methyl Acetate	1	0		3.20	21.36	20	20	0.1	0.176	0.188	6.81	
Methyl-t-butyl ether	1	0		3.53	22.18	20	20	0.1	0.680	0.754	10.92	
1,1-Dichloroethane	1	0		3.89	19.51	20	20	0.2	0.424	0.413	2.47	
trans-1,2-Dichloroethene	1	0		3.53	19.18	20	20	0.1	0.255	0.245	4.11	
Ethyl-t-butyl ether	1	0		4.21	22.16	20	20	0.5	0.686	0.760	10.78	
cis-1,2-Dichloroethene	1	0		4.34	19.58	20	20	0.1	0.428	0.419	2.12	
Bromochloromethane	1	0		4.51	18.69	20	20		0.213	0.199	6.57	
2,2-Dichloropropane	1	0		4.35	22.48	20	20		0.362	0.407	12.41	
Ethyl acetate	1	0		4.37	21.42	20	20		0.239	0.256	7.11	
1,4-Dioxane	1	0		5.49	1016.43	1000	20		0.003	0.003	1.64	
1,1-Dichloropropene	1	0		4.80	20.29	20	20		0.339	0.344	1.46	
Chloroform	1	0		4.55	19.07	20	20	0.2	0.489	0.466	4.67	
Dibromofluoromethane	1	0	S	4.66	31.42	30	**		0.295	0.309	4.72	
Cyclohexane	1	0		4.74	22.38	20	20	0.1	0.306	0.343	11.92	
1,2-Dichloroethane-d4	1	0	S	4.88	30.80	30	**		0.153	0.157	2.67	
1,2-Dichloroethane	1	0		4.93	18.89	20	20	0.1	0.408	0.385	5.54	
2-Butanone	1	0		4.34	21.73	20	20	0.1	0.095	0.104	8.64	
1,1,1-Trichloroethane	1	0		4.70	20.41	20	20	0.1	0.440	0.449	2.05	
Carbon Tetrachloride	1	0		4.81	21.43	20	20	0.1	0.373	0.399	7.14	
Vinyl Acetate	1	0		3.91	20.72	20	20		0.811	0.840	3.60	
Bromodichloromethane	1	0		5.56	17.89	20	20	0.2	0.398	0.356	10.57	
Methylcyclohexane	1	0		5.41	22.12	20	20	0.1	0.323	0.357	10.58	
Dibromomethane	1	0		5.49	18.70	20	20		0.219	0.205	6.48	
1,2-Dichloropropane	1	0		5.42	18.91	20	20	0.1	0.257	0.243	5.43	
Trichloroethene	1	0		5.29	19.17	20	20	0.2	0.301	0.288	4.16	
Benzene	1	0		4.93	19.31	20	20	0.5	0.972	0.938	3.47	
tert-Amyl methyl ether	1	0		4.97	22.04	20	20		0.662	0.729	10.18	
Chlorobenzene-d5	1	0	I	6.75	30.00	30	**			0.000	0.00	
Iso-propylacetate	1	0		4.93	19.99	20	20	0.5	0.475	0.475	0.06	
Methyl methacrylate	1	0		5.45	19.49	20	20	0.5	0.227	0.221	2.57	
Dibromochloromethane	1	0		6.43	15.91	20	20	0.1	0.357	0.284	20.45	

S-Surrogate Compound I-Internal Standard Compound

N/O or N/Q - Not applicable for this run C1-Compound %Diff exceeds limits ** - No limit specified in method

Note: 8260/8270 limits are compared against the %DIFF/R.F. 625 limits are compared against the %DIFF.

624 limits are compared against the concentration found. 524.2 limits are compared against the %DIFF

Form7

Continuing Calibration

Calibration Name: CAL @ 20 PPB **Data File:** 8M556277.D **Instrument:** GCMS 8

Cont Calibration Date/Time 3/16/2022 3:34:00 P Method: EPA 8260D

TxtCompd:	Col#	Multi Num	Type	RT	Conc	Conc Exp	Lo Lim	MIN RF	Initial RF	RF	%Diff	Flag
2-Chloroethylvinylether	1	0		5.71	17.08	20	20		0.003	0.003	14.62	
cis-1,3-Dichloropropene	1	0		5.81	18.17	20	20	0.2	0.451	0.410	9.15	
trans-1,3-Dichloropropene	1	0		6.10	17.55	20	20	0.1	0.439	0.385	12.27	
Ethyl methacrylate	1	0		6.13	20.53	20	20	0.5	0.235	0.242	2.67	
1,1,2-Trichloroethane	1	0		6.20	16.73	20	20	0.1	0.278	0.232	16.37	
1,2-Dibromoethane	1	0		6.51	16.54	20	20	0.1	0.305	0.252	17.30	
1,3-Dichloropropane	1	0		6.30	16.92	20	20		0.462	0.391	15.39	
4-Methyl-2-Pentanone	1	0		5.88	18.59	20	20	0.1	0.240	0.223	7.05	
2-Hexanone	1	0		6.32	19.93	20	20	0.1	0.158	0.157	0.35	
Tetrachloroethene	1	0		6.30	17.71	20	20	0.2	0.260	0.231	11.43	
Toluene-d8	1	0	S	5.96	28.54	30	**		1.147	1.091	4.86	
Toluene	1	0		6.00	16.62	20	20	0.4	0.732	0.608	16.89	
1,1,1,2-Tetrachloroethane	1	0		6.80	17.92	20	20		0.296	0.265	10.41	
Chlorobenzene	1	0		6.77	17.12	20	20	0.5	0.840	0.719	14.38	
1,4-Dichlorobenzene-d4	1	0	I	8.02	30.00	30	**			0.000	0.00	
n-Butyl acrylate	1	0		7.02	19.13	20	20	0.5	0.805	0.770	4.36	
n-Amyl acetate	1	0		7.14	20.21	20	20	0.5	0.696	0.703	1.04	
Bromoform	1	0		7.22	16.18	20	20	0.1	0.448	0.362	19.10	
Ethylbenzene	1	0		6.81	16.90	20	20	0.1	0.659	0.557	15.52	
1,1,2,2-Tetrachloroethane	1	0		7.43	16.80	20	20	0.1	0.640	0.538	16.00	
Bromofluorobenzene	1	0	S	7.38	31.45	30	**		0.792	0.830	4.82	
Styrene	1	0		7.10	17.50	20	20	0.3	1.545	1.352	12.52	
m&p-Xylenes	1	0		6.87	34.34	40	20	0.1	0.931	0.799	14.15	
o-Xylene	1	0		7.09	17.23	20	20	0.3	0.924	0.796	13.87	
trans-1,4-Dichloro-2-butene	1	0		7.46	19.28	20	20		0.247	0.238	3.62	
1,3-Dichlorobenzene	1	0		7.99	16.52	20	20	0.6	1.186	0.979	17.42	
1,4-Dichlorobenzene	1	0		8.03	16.97	20	20	0.5	1.196	1.015	15.13	
1,2-Dichlorobenzene	1	0		8.25	16.53	20	20	0.4	1.122	0.928	17.35	
Isopropylbenzene	1	0		7.28	17.33	20	20	0.1	2.287	1.982	13.36	
Cyclohexanone	1	0		7.35	141.26	100	20		0.017	0.024	41.26	C1
Camphene	1	0		7.46	20.20	20	20		0.581	0.587	1.01	
1,2,3-Trichloropropane	1	0		7.47	17.77	20	20		0.789	0.701	11.16	
2-Chlorotoluene	1	0		7.57	16.95	20	20		1.505	1.275	15.26	
p-Ethyltoluene	1	0		7.56	19.85	20	20		2.280	2.262	0.76	
4-Chlorotoluene	1	0		7.63	16.88	20	20		1.473	1.244	15.58	
n-Propylbenzene	1	0		7.51	17.48	20	20		2.585	2.259	12.61	
Bromobenzene	1	0		7.48	18.59	20	20		1.332	1.238	7.06	
1,3,5-Trimethylbenzene	1	0		7.59	16.21	20	20		1.895	1.536	18.93	
Butyl methacrylate	1	0		7.60	19.11	20	20	0.5	0.612	0.584	4.46	
t-Butylbenzene	1	0		7.78	16.68	20	20		1.860	1.552	16.58	
1,2,4-Trimethylbenzene	1	0		7.81	16.79	20	20		1.967	1.652	16.03	
sec-Butylbenzene	1	0		7.90	17.25	20	20		2.159	1.862	13.75	
4-Isopropyltoluene	1	0		7.97	17.71	20	20		1.863	1.649	11.47	
n-Butylbenzene	1	0		8.20	17.18	20	20		1.964	1.686	14.12	
p-Diethylbenzene	1	0		8.19	18.27	20	20		1.120	1.023	8.64	
1,2,4,5-Tetramethylbenzene	1	0		8.63	20.97	20	20		1.390	1.457	4.84	
1,2-Dibromo-3-Chloropropane	1	0		8.68	16.44	20	20	0.05	0.138	0.113	17.79	
Camphor	1	0		9.10	244.03	200	20		0.038	0.040	22.01	C1
Hexachlorobutadiene	1	0		9.24	17.36	20	20		0.277	0.240	13.20	
1,2,4-Trichlorobenzene	1	0		9.16	16.18	20	20	0.2	0.599	0.485	19.10	
1,2,3-Trichlorobenzene	1	0		9.45	15.82	20	20		0.504	0.399	20.88	C1
Naphthalene	1	0		9.31	17.25	20	20		1.435	1.237	13.76	

S-Surrogate Compound I-Internal Standard Compound

N/O or N/Q - Not applicable for this run C1-Compound %Diff exceeds limits ** - No limit specified in method

Note: 8260/8270 limits are compared against the %DIFF/R.F. 625 limits are compared against the %DIFF.

624 limits are compared against the concentration found. 524.2 limits are compared against the %DIFF

2031407 0127

FORM8

Internal Standard Areas

Evaluation Std Data File: 1M158423.D Method: EPA 8260D

Analysis Date/Time: 02/04/22 21:19

Lab File ID: CAL @ 20PPB

	I1		I2		I3		I4		I5		I6		I7	
	Area	RT	Area	RT	Area	RT	Area	RT	Area	RT	Area	RT	Area	RT
Eval File Area/RT:	110694	5.31	101001	6.96	65484	8.25								
Eval File Area Limit:	55347-221388		50500-202002		32742-130968									
Eval File Rt Limit:	4.81-5.81		6.46-7.46		7.75-8.75									
Data File Sample#														
1M158419.D CAL @ 0.5 PPB	113688	5.30	106919	6.96	59052	8.25								
1M158420.D CAL @ 1 PPB	111870	5.31	102380	6.96	56944	8.25								
1M158421.D CAL @ 5 PPB	116400	5.31	106970	6.96	64228	8.25								
1M158422.D CAL @ 10 PPB	116401	5.31	107262	6.96	67605	8.25								
1M158423.D CAL @ 20PPB	110694	5.31	101001	6.96	65484	8.25								
1M158424.D CAL @ 50 PPB	111855	5.31	102446	6.96	66600	8.25								
1M158425.D CAL @ 100 PPB	118137	5.31	106032	6.96	74631	8.25								
1M158426.D CAL @ 250 PPB	125009	5.31	115788	6.96	92243	8.25								
1M158427.D 500 PPB	144974	5.31	131709	6.96	121709	8.25								
1M158431.D CAL @ 500 PPB	134312	5.30	126156	6.96	109971	8.25								
1M158436.D 5 PPB	121259	5.31	108106	6.96	60994	8.25								
1M158437.D 10 PPB	120315	5.31	108633	6.96	64056	8.25								
1M158439.D 0.5 PPB	113405	5.31	100148	6.96	52885	8.25								
1M158440.D 1 PPB	113395	5.31	101053	6.96	54935	8.25								
1M158441.D ICV	111874	5.31	99042	6.96	60190	8.25								

I1 = Fluorobenzene
I2 = Chlorobenzene-d5
I3 = 1,4-Dichlorobenzene-d4
I4 =
I5 =
I6 =
I7 =

625/8270 Internal Standard concentration = 40 mg/L (in final extract)
624/8260 Internal Standard concentration = 30ug/L
524 Internal Standard concentration =5ug/L

Internal Standard Areas

Upper Limit = + 100% of internal standard area from daily cal or mid pt.

Lower Limit = - 50% of internal standard area from daily cal or mid pt.

Flags:

A - Indicates the compound failed the internal standard area criteria

R - Indicates the compound failed the internal standard retention time criteria.

Retention Times: Limit = within +/- 0.5 min of internal standard retention time from the daily cal or mid pt.

2031407 0128

FORM8

Internal Standard Areas

Evaluation Std Data File: 8M555714.D Method: EPA 8260D

Analysis Date/Time: 03/03/22 00:22

Lab File ID: CAL @ 20 PPB

	I1		I2		I3		I4		I5		I6		I7	
	Area	RT	Area	RT	Area	RT	Area	RT	Area	RT	Area	RT	Area	RT
Eval File Area/RT:	415101	5.08	371438	6.75	205152	8.02								
Eval File Area Limit:	207550-830202		185719-742876		102576-410304									
Eval File Rt Limit:	4.58-5.58		6.25-7.25		7.52-8.52									
Data File Sample#														
8M555695.D 0.5 PPB	629670	5.08	586426	6.75	316038	8.02								
8M555696.D 5 PPB	610932	5.08	570692	6.75	307150	8.02								
8M555697.D CAL @ 1 PPB	573476	5.08	530825	6.75	278963	8.02								
8M555698.D 1 PPB	254081	5.08	246050	6.75	132709	8.02								
8M555699.D 0.5 PPB	253893	5.08	239256	6.75	127359	8.02								
8M555700.D 5 PPB	278817	5.08	256329	6.75	142561	8.02								
8M555701.D 10 PPB	269098	5.08	249284	6.75	136345	8.02								
8M555702.D 1 PPB	269496	5.08	248957	6.75	134861	8.02								
8M555705.D 50 PPB	424299	5.08	376389	6.75	232885	8.02								
8M555708.D CAL @ 0.5 PPB	425741	5.08	380856	6.75	201797	8.02								
8M555709.D 1 PPB	425493	5.08	380564	6.75	205636	8.02								
8M555710.D CAL @ 5 PPB	425410	5.08	384171	6.75	206851	8.02								
8M555711.D CAL @ 10 PPB	407234	5.08	368103	6.75	205877	8.02								
8M555712.D 1 PPB	409078	5.08	373896	6.75	204837	8.02								
8M555713.D 1 PPB	423954	5.08	382207	6.75	205364	8.02								
8M555714.D CAL @ 20 PPB	415101	5.08	371438	6.75	205152	8.02								
8M555715.D CAL @ 50 PPB	417286	5.08	373896	6.75	210265	8.02								
8M555717.D CAL @ 100 PPB	410715	5.08	373305	6.75	271379	8.02								
8M555719.D CAL @ 250 PPB	450840	5.08	476854	6.75	252281	8.02								
8M555722.D CAL @ 500 PPB	549009	5.08	517133	6.75	288356	8.02								
8M555727.D ICV	422063	5.08	380511	6.75	205206	8.02								
8M555728.D ICV	430557	5.08	387061	6.75	214676	8.02								

I1 = Fluorobenzene
I2 = Chlorobenzene-d5
I3 = 1,4-Dichlorobenzene-d4
I4 =
I5 =
I6 =
I7 =

625/8270 Internal Standard concentration = 40 mg/L (in final extract)
624/8260 Internal Standard concentration = 30ug/L
524 Internal Standard concentration =5ug/L

Internal Standard Areas

Upper Limit = + 100% of internal standard area from daily cal or mid pt.

Lower Limit = - 50% of internal standard area from daily cal or mid pt.

Flags:

A - Indicates the compound failed the internal standard area criteria

R - Indicates the compound failed the internal standard retention time criteria.

Retention Times: Limit = within +/- 0.5 min of internal standard retention time from the daily cal or mid pt.

2031407 0129

FORM8

Internal Standard Areas

Evaluation Std Data File: 6M151795.D Method: EPA 8260D

Analysis Date/Time: 03/09/22 00:40

Lab File ID: CAL @ 20PPB

	I1		I2		I3		I4		I5		I6		I7	
	Area	RT	Area	RT	Area	RT	Area	RT	Area	RT	Area	RT	Area	RT
Eval File Area/RT:	677198	5.13	528187	6.76	299060	8.05								
Eval File Area Limit:	338599-1354396		264094-1056374		149530-598120									
Eval File Rt Limit:	4.63-5.63		6.26-7.26		7.55-8.55									

Data File	Sample#						
6M151790.D	CAL @ 0.5PPB	621046	5.13	531597	6.76	282960	8.05
6M151791.D	CAL @ 1PPB	639436	5.13	531814	6.76	290237	8.05
6M151793.D	CAL @ 2PPB	635192	5.13	528599	6.76	294563	8.05
6M151794.D	CAL @ 5PPB	660858	5.13	532619	6.76	299825	8.05
6M151795.D	CAL @ 20PPB	677198	5.13	528187	6.76	299060	8.05
6M151796.D	CAL @ 50PPB	703669	5.13	554268	6.76	305706	8.05
6M151798.D	CAL @ 100PPB	694918	5.13	556267	6.76	305279	8.05
6M151800.D	CAL @ 250PPB	702770	5.13	570978	6.76	235641	8.05
6M151803.D	500PPB	713508	5.13	575534	6.76	79008A	8.05
6M151809.D	STD	716207	5.13	578902	6.76	305618	8.05
6M151813.D	BLK	614292	5.13	517222	6.76	270023	8.05
6M151828.D	ICV	687796	5.13	534826	6.76	298343	8.05

I1 = Fluorobenzene
I2 = Chlorobenzene-d5
I3 = 1,4-Dichlorobenzene-d4
I4 =
I5 =
I6 =
I7 =

625/8270 Internal Standard concentration = 40 mg/L (in final extract)
624/8260 Internal Standard concentration = 30ug/L
524 Internal Standard concentration =5ug/L

Internal Standard Areas

Upper Limit = + 100% of internal standard area from daily cal or mid pt.

Lower Limit = - 50% of internal standard area from daily cal or mid pt.

Flags:

A - Indicates the compound failed the internal standard area criteria

R - Indicates the compound failed the internal standard retention time criteria.

Retention Times: Limit = within +/- 0.5 min of internal standard retention time from the daily cal or mid pt.

2031407 0130

FORM8

Internal Standard Areas

Evaluation Std Data File: 1M159764.D Method: EPA 8260D

Analysis Date/Time: 03/15/22 11:02

Lab File ID: CAL @ 20 PPB

	I1		I2		I3		I4		I5		I6		I7	
	Area	RT	Area	RT	Area	RT	Area	RT	Area	RT	Area	RT	Area	RT
Eval File Area/RT:	157300	5.31	176108	6.96	105733	8.26								
Eval File Area Limit:	78650-314600		88054-352216		52866-211466									
Eval File Rt Limit:	4.81-5.81		6.46-7.46		7.76-8.76									

Data File	Sample#						
1M159763.D	20 PPB	151381	5.31	175574	6.96	102263	8.26
1M159766.D	DI	148618	5.31	173529	6.96	98385	8.26
1M159767.D	DAILY BLANK	160811	5.30	192730	6.96	115622	8.26
1M159768.D	DAILY BLANK	163524	5.31	188362	6.96	110947	8.26
1M159769.D	AD29296-001(50X)(T)	164943	5.31	200033	6.96	114757	8.26
1M159770.D	MBS99685	165017	5.31	191714	6.96	112766	8.26
1M159771.D	MBS99686	174818	5.31	198743	6.96	123535	8.26
1M159772.D	STD	170343	5.31	197102	6.96	122844	8.26
1M159773.D	AD29296-001(50X)(T:	154488	5.31	179561	6.96	107085	8.26
1M159774.D	AD29296-001(50X)(T:	164475	5.31	189823	6.96	111176	8.26
1M159775.D	BLK	165913	5.31	196261	6.96	115421	8.26
1M159776.D	AD29404-011	154392	5.31	177090	6.96	101971	8.26
1M159777.D	AD29404-012	156009	5.31	177034	6.96	102706	8.26
1M159778.D	AD29408-001	163034	5.31	193090	6.96	112264	8.26
1M159779.D	AD29408-002	155326	5.31	183355	6.96	106105	8.26
1M159780.D	AD29408-003	163427	5.31	190115	6.96	114636	8.26
1M159781.D	AD29408-004	169794	5.31	198913	6.96	113369	8.26
1M159782.D	AD29408-005	171430	5.31	201835	6.96	117142	8.26
1M159783.D	AD29408-006	165559	5.31	195943	6.96	115070	8.26
1M159784.D	AD29408-007	176106	5.31	205527	6.96	118389	8.25
1M159785.D	AD29408-008	166602	5.31	187765	6.96	106376	8.26
1M159786.D	AD29408-009	178818	5.31	212016	6.96	124838	8.26
1M159787.D	AD29364-003(50X)(T)	179616	5.31	218754	6.96	131517	8.26
1M159788.D	AD29364-006(50X)(T)	171576	5.31	205046	6.96	119336	8.26
1M159789.D	AD29364-007(50X)(T)	190809	5.31	222934	6.96	130584	8.26
1M159790.D	AD29329-001(50X)(T)	193338	5.31	222534	6.96	130349	8.26
1M159791.D	EF-1-V-368552(03152	199582	5.31	236765	6.96	137638	8.26
1M159792.D	AD29408-010	189338	5.31	223058	6.96	125420	8.26
1M159793.D	AD29415-007	192525	5.31	229596	6.96	132881	8.26
1M159794.D	AD29415-008	193342	5.31	225249	6.96	123913	8.26
1M159796.D	29441-002(100X)	216933	5.31	245975	6.96	154786	8.26
1M159797.D	29419-001(500X)	223489	5.31	370348 A	6.96	155325	8.26

I1 = Fluorobenzene
I2 = Chlorobenzene-d5
I3 = 1,4-Dichlorobenzene-d4
I4 =
I5 =
I6 =
I7 =

625/8270 Internal Standard concentration = 40 mg/L (in final extract)
624/8260 Internal Standard concentration = 30ug/L
524 Internal Standard concentration =5ug/L

Internal Standard Areas

Upper Limit = + 100% of internal standard area from daily cal or mid pt.

Lower Limit = - 50% of internal standard area from daily cal or mid pt.

Flags:

A - Indicates the compound failed the internal standard area criteria

R - Indicates the compound failed the internal standard retention time criteria.

Retention Times: Limit = within +/- 0.5 min of internal standard retention time from the daily cal or mid pt.

2031407 0131

FORM8

Internal Standard Areas

Evaluation Std Data File: 1M159764.D Method: EPA 8260D

Analysis Date/Time: 03/15/22 11:02

Lab File ID: CAL @ 20 PPB

	I1		I2		I3		I4		I5		I6		I7	
	Area	RT	Area	RT	Area	RT	Area	RT	Area	RT	Area	RT	Area	RT
Eval File Area/RT:	157300	5.31	176108	6.96	105733	8.26								
Eval File Area Limit:	78650-314600		88054-352216		52866-211466									
Eval File Rt Limit:	4.81-5.81		6.46-7.46		7.76-8.76									
Data File Sample#														
1M159798.D 29427-001(40X)	205614	5.31	235032	6.96	148893	8.26								
1M159799.D 29427-001(40X)	200495	5.31	226906	6.96	142358	8.26								

I1 =	Fluorobenzene	I4 =	I7 =	625/8270 Internal Standard concentration = 40 mg/L (in final extract)
I2 =	Chlorobenzene-d5	I5 =		624/8260 Internal Standard concentration = 30ug/L
I3 =	1,4-Dichlorobenzene-d4	I6 =		524 Internal Standard concentration =5ug/L

Internal Standard Areas

Upper Limit = + 100% of internal standard area from daily cal or mid pt.

Lower Limit = - 50% of internal standard area from daily cal or mid pt.

Flags:

A - Indicates the compound failed the internal standard area criteria

R - Indicates the compound failed the internal standard retention time criteria.

Retention Times: Limit = within +/- 0.5 min of internal standard retention time from the daily cal or mid pt.

2031407 0132

FORM8

Internal Standard Areas

Evaluation Std Data File: 6M152092.D Method: EPA 8260D

Analysis Date/Time: 03/15/22 21:13

Lab File ID: CAL @ 50 PPB

	I1		I2		I3		I4		I5		I6		I7	
	Area	RT	Area	RT	Area	RT	Area	RT	Area	RT	Area	RT	Area	RT
Eval File Area/RT:	555096	5.13	432661	6.76	242897	8.05								
Eval File Area Limit:	277548-1110192		216330-865322		121448-485794									
Eval File Rt Limit:	4.63-5.63		6.26-7.26		7.55-8.55									

Data File	Sample#														
6M152093.D	50 PPB	581557	5.13	450641	6.76	256953	8.05								
6M152094.D	BLK	499584	5.13	422543	6.76	223555	8.05								
6M152095.D	BLK	465451	5.13	412687	6.76	214342	8.05								
6M152097.D	BLK	491627	5.13	420635	6.76	217175	8.05								
6M152098.D	DAILY BLANK	486589	5.13	416621	6.76	218633	8.05								
6M152099.D	AD29301-013	483722	5.13	401686	6.76	182649	8.05								
6M152100.D	AD29415-004	482643	5.13	407090	6.76	204693	8.05								
6M152101.D	MBS99689	573011	5.13	448859	6.76	255772	8.05								
6M152102.D	AD29301-013(MS)	575346	5.13	435390	6.76	225266	8.05								
6M152103.D	AD29301-013(MSD)	579605	5.13	442409	6.76	233964	8.05								
6M152104.D	BLK	507983	5.13	438652	6.76	227588	8.05								
6M152105.D	BLK	485089	5.13	422058	6.76	216958	8.05								
6M152106.D	AD29438-001	485541	5.13	418682	6.76	205890	8.05								
6M152107.D	AD29438-002	482565	5.13	409441	6.76	203798	8.05								
6M152108.D	AD29438-003	424152	5.13	358775	6.76	178635	8.05								
6M152109.D	AD29438-004	463970	5.13	388318	6.76	179776	8.05								
6M152110.D	AD29438-005	450517	5.13	378730	6.76	185255	8.05								
6M152111.D	AD29438-006	445510	5.13	368855	6.76	167815	8.05								
6M152112.D	AD29438-007	474954	5.13	400763	6.76	194624	8.05								
6M152113.D	AD29438-008	465980	5.13	396623	6.76	198003	8.05								
6M152114.D	AD29438-009	463156	5.13	384557	6.76	181736	8.05								
6M152115.D	AD29438-010	370482	5.13	278775	6.76	113313A	8.05								
6M152116.D	AD29422-001	499735	5.13	433656	6.76	226247	8.05								
6M152117.D	AD29422-003	454949	5.13	373325	6.76	163702	8.05								
6M152118.D	AD29422-004	460010	5.13	390884	6.76	197873	8.05								
6M152119.D	AD29422-005	456295	5.13	378927	6.76	169346	8.05								
6M152120.D	AD29422-006	441640	5.13	374143	6.76	190831	8.05								
6M152121.D	AD29415-002	464950	5.13	345591	6.76	132145	8.05								
6M152122.D	AD29415-003	451113	5.13	346300	6.76	140708	8.05								
6M152123.D	AD29415-001	475149	5.13	401974	6.76	199711	8.05								
6M152124.D	BLK	586800	5.13	466867	6.76	260571	8.05								

I1 = Fluorobenzene
I2 = Chlorobenzene-d5
I3 = 1,4-Dichlorobenzene-d4
I4 =
I5 =
I6 =
I7 =

625/8270 Internal Standard concentration = 40 mg/L (in final extract)
624/8260 Internal Standard concentration = 30ug/L
524 Internal Standard concentration =5ug/L

Internal Standard Areas

Upper Limit = + 100% of internal standard area from daily cal or mid pt.

Lower Limit = - 50% of internal standard area from daily cal or mid pt.

Flags:

A - Indicates the compound failed the internal standard area criteria

R - Indicates the compound failed the internal standard retention time criteria.

Retention Times: Limit = within +/- 0.5 min of internal standard retention time from the daily cal or mid pt.

2031407 0133

FORM8

Internal Standard Areas

Evaluation Std Data File: 8M556277.D Method: EPA 8260D

Analysis Date/Time: 03/16/22 15:34

Lab File ID: CAL @ 20 PPB

	I1		I2		I3		I4		I5		I6		I7	
	Area	RT	Area	RT	Area	RT	Area	RT	Area	RT	Area	RT	Area	RT
Eval File Area/RT:	529824	5.08	538131	6.75	306109	8.02								
Eval File Area Limit:	264912-1059648		269066-1076262		153054-612218									
Eval File Rt Limit:	4.58-5.58		6.25-7.25		7.52-8.52									

Data File	Sample#														
8M556278.D	20 PPB	533120	5.08	543094	6.75	313578	8.02								
8M556279.D	BLK	511587	5.08	529733	6.75	298565	8.02								
8M556280.D	BLK-DI	548257	5.08	568471	6.75	327547	8.02								
8M556281.D	DAILY BLANK	493461	5.08	514874	6.75	294685	8.02								
8M556282.D	DAILY BLANK	570183	5.08	593154	6.75	337938	8.02								
8M556283.D	AD29465-001	496461	5.08	515159	6.75	293600	8.02								
8M556284.D	AD29415-009	477448	5.08	501182	6.75	285976	8.02								
8M556285.D	AD29465-004(100X)	448105	5.08	394152	6.75	222793	8.02								
8M556286.D	AD29465-008(100X)	402447	5.08	427629	6.75	239898	8.02								
8M556287.D	STD	389212	5.08	453523	6.75	287778	8.02								
8M556288.D	MBS99694	394343	5.08	438407	6.75	238167	8.02								
8M556289.D	MBS99695	378274	5.08	389399	6.75	230082	8.02								
8M556290.D	AD29465-001(MS)	361294	5.08	423287	6.75	231172	8.02								
8M556291.D	AD29465-001(MSD)	390062	5.08	399141	6.75	231715	8.02								
8M556292.D	AD29465-011	389904	5.08	402478	6.75	224647	8.02								
8M556293.D	AD29465-012	390639	5.08	402932	6.75	229110	8.02								
8M556296.D	BLK	392673	5.08	402893	6.75	235255	8.02								
8M556297.D	AD29459-002	387092	5.08	400101	6.75	277795	8.02								
8M556298.D	AD29459-006	382755	5.08	464119	6.75	266124	8.02								
8M556299.D	AD29465-002	392472	5.08	408894	6.75	258599	8.02								
8M556304.D	AD29465-003	394818	5.08	518341	6.75	242268	8.02								
8M556305.D	AD29465-005	408947	5.08	446796	6.75	283426	8.02								
8M556306.D	AD29465-006	375738	5.08	387358	6.75	218994	8.02								
8M556307.D	AD29465-007	457509	5.08	463568	6.75	283041	8.02								
8M556308.D	AD29427-001(10X)	356342	5.08	366074	6.75	251710	8.02								
8M556310.D	AD29462-005(MS)	364823	5.08	499048	6.75	289132	8.02								
8M556311.D	AD29462-005(MSD)	376403	5.08	381762	6.75	226318	8.02								
8M556312.D	AD29462-005	411707	5.08	413646	6.75	233153	8.02								
8M556313.D	AD29465-008(50X)	418065	5.08	425407	6.75	231368	8.02								
8M556314.D	29462-009	402938	5.08	414785	6.75	235442	8.02								
8M556315.D	AD29452-002	403835	5.08	449779	6.75	237581	8.02								
8M556316.D	BLK	415440	5.08	507177	6.75	324503	8.02								

I1 = Fluorobenzene
I2 = Chlorobenzene-d5
I3 = 1,4-Dichlorobenzene-d4
I4 =
I5 =
I6 =
I7 =

625/8270 Internal Standard concentration = 40 mg/L (in final extract)
624/8260 Internal Standard concentration = 30ug/L
524 Internal Standard concentration =5ug/L

Internal Standard Areas

Upper Limit = + 100% of internal standard area from daily cal or mid pt.

Lower Limit = - 50% of internal standard area from daily cal or mid pt.

Flags:

A - Indicates the compound failed the internal standard area criteria

R - Indicates the compound failed the internal standard retention time criteria.

Retention Times: Limit = within +/- 0.5 min of internal standard retention time from the daily cal or mid pt.

2031407 0134

FORM8

Internal Standard Areas

Evaluation Std Data File: 8M556277.D Method: EPA 8260D

Analysis Date/Time: 03/16/22 15:34

Lab File ID: CAL @ 20 PPB

	I1		I2		I3		I4		I5		I6		I7	
	Area	RT	Area	RT	Area	RT	Area	RT	Area	RT	Area	RT	Area	RT
Eval File Area/RT:	529824	5.08	538131	6.75	306109	8.02								
Eval File Area Limit:	264912-1059648		269066-1076262		153054-612218									
Eval File Rt Limit:	4.58-5.58		6.25-7.25		7.52-8.52									
Data File Sample#														
8M556317.D 29462-008	404335	5.08	474525	6.75	313217	8.02								
8M556318.D 29462-006	499692	5.08	543710	6.75	257213	8.02								
8M556319.D 29462-003	462455	5.08	563161	6.75	321522	8.02								
8M556320.D 29462-001	562512	5.08	581643	6.75	333209	8.02								
8M556321.D 29462-007	552655	5.08	577485	6.75	326431	8.02								
8M556322.D 29462-004	520037	5.08	538733	6.75	303808	8.02								
8M556323.D 29462-002	558911	5.08	591600	6.75	331731	8.02								
8M556324.D BLK	511693	5.08	527848	6.75	300815	8.02								
8M556325.D BLK	464541	5.08	491131	6.75	264246	8.02								

I1 = Fluorobenzene
I2 = Chlorobenzene-d5
I3 = 1,4-Dichlorobenzene-d4
I4 =
I5 =
I6 =
I7 =

625/8270 Internal Standard concentration = 40 mg/L (in final extract)
624/8260 Internal Standard concentration = 30ug/L
524 Internal Standard concentration =5ug/L

Internal Standard Areas

Upper Limit = + 100% of internal standard area from daily cal or mid pt.

Lower Limit = - 50% of internal standard area from daily cal or mid pt.

Flags:

A - Indicates the compound failed the internal standard area criteria

R - Indicates the compound failed the internal standard retention time criteria.

Retention Times: Limit = within +/- 0.5 min of internal standard retention time from the daily cal or mid pt.

Base Neutral/Acid Extractable Data

Form1

ORGANICS SEMIVOLATILE REPORT

Sample Number: AD29415-001(10X)
Client Id: SB-1
Data File: 7M120356.D
Analysis Date: 03/16/22 15:39
Date Rec/Extracted: 03/14/22-03/15/22
Column: DB-5MS 30M 0.250mm ID 0.25um film

Method: EPA 8270E
Matrix: Soil
Initial Vol: 30g
Final Vol: 0.5ml
Dilution: 10
Solids: 85

Units: mg/Kg

Cas #	Compound	RL	Conc	Cas #	Compound	RL	Conc
92-52-4	**1,1'-Biphenyl**	**0.39**	**0.80**	**50-32-8**	**Benzo[a]pyrene**	**0.39**	**9.3**
95-94-3	1,2,4,5-Tetrachlorobenzene	0.39	U	**205-99-2**	**Benzo[b]fluoranthene**	**0.39**	**11**
90-12-0	**1-Methylnaphthalene**	**0.39**	**3.9**	**191-24-2**	**Benzo[g,h,i]perylene**	**0.39**	**4.8**
58-90-2	2,3,4,6-Tetrachlorophenol	0.39	U	**207-08-9**	**Benzo[k]fluoranthene**	**0.39**	**4.2**
95-95-4	2,4,5-Trichlorophenol	0.39	U	111-91-1	bis(2-Chloroethoxy)methan	0.39	U
88-06-2	2,4,6-Trichlorophenol	0.39	U	111-44-4	bis(2-Chloroethyl)ether	0.098	U
120-83-2	2,4-Dichlorophenol	0.15	U	108-60-1	bis(2-chloroisopropyl)ether	0.39	U
105-67-9	2,4-Dimethylphenol	0.19	U	117-81-7	bis(2-Ethylhexyl)phthalate	0.39	U
51-28-5	2,4-Dinitrophenol	2.0	U	85-68-7	Butylbenzylphthalate	0.39	U
121-14-2	2,4-Dinitrotoluene	0.39	U	105-60-2	Caprolactam	0.39	U
606-20-2	2,6-Dinitrotoluene	0.39	U	**86-74-8**	**Carbazole**	**0.39**	**2.6**
91-58-7	2-Chloronaphthalene	0.39	U	**218-01-9**	**Chrysene**	**0.39**	**14**
95-57-8	2-Chlorophenol	0.39	U	**53-70-3**	**Dibenzo[a,h]anthracene**	**0.39**	**1.3**
91-57-6	**2-Methylnaphthalene**	**0.39**	**5.2**	**132-64-9**	**Dibenzofuran**	**0.099**	**2.8**
95-48-7	2-Methylphenol	0.11	U	84-66-2	Diethylphthalate	0.39	U
88-74-4	2-Nitroaniline	0.39	U	131-11-3	Dimethylphthalate	0.39	U
88-75-5	2-Nitrophenol	0.39	U	84-74-2	Di-n-butylphthalate	0.45	U
106-44-5	3&4-Methylphenol	0.11	U	117-84-0	Di-n-octylphthalate	0.39	U
91-94-1	3,3'-Dichlorobenzidine	0.39	U	**206-44-0**	**Fluoranthene**	**0.39**	**25**
99-09-2	3-Nitroaniline	0.39	U	**86-73-7**	**Fluorene**	**0.39**	**5.8**
534-52-1	4,6-Dinitro-2-methylphenol	2.0	U	118-74-1	Hexachlorobenzene	0.39	U
101-55-3	4-Bromophenyl-phenylether	0.39	U	87-68-3	Hexachlorobutadiene	0.39	U
59-50-7	4-Chloro-3-methylphenol	0.39	U	77-47-4	Hexachlorocyclopentadiene	1.3	U
106-47-8	4-Chloroaniline	0.17	U	67-72-1	Hexachloroethane	0.39	U
7005-72-3	4-Chlorophenyl-phenylether	0.39	U	**193-39-5**	**Indeno[1,2,3-cd]pyrene**	**0.39**	**4.1**
100-01-6	4-Nitroaniline	0.39	U	78-59-1	Isophorone	0.39	U
100-02-7	4-Nitrophenol	0.39	U	**91-20-3**	**Naphthalene**	**0.11**	**8.6**
83-32-9	**Acenaphthene**	**0.39**	**5.5**	98-95-3	Nitrobenzene	0.39	U
208-96-8	**Acenaphthylene**	**0.39**	**0.46**	621-64-7	N-Nitroso-di-n-propylamine	0.15	U
98-86-2	Acetophenone	0.39	U	86-30-6	n-Nitrosodiphenylamine	1.3	U
120-12-7	**Anthracene**	**0.39**	**6.9**	87-86-5	Pentachlorophenol	2.0	U
1912-24-9	Atrazine	0.39	U	**85-01-8**	**Phenanthrene**	**0.39**	**37**
100-52-7	Benzaldehyde	4.3	U	108-95-2	Phenol	0.39	U
56-55-3	**Benzo[a]anthracene**	**0.39**	**12**	**129-00-0**	**Pyrene**	**0.39**	**29**

U - Indicates the compound was analyzed but not detected.
B - Indicates the analyte was found in the blank as well as in the sample.
E - Indicates the analyte concentration exceeds the calibration range of the instrument.
R - Retention Time Out
J - Indicates an estimated value when a compound is detected at less than the specified detection limit.
d - Pesticide %Diff>40% between columns due to coelution. Lower concentration usea

N-Nitrosodiphenylamine decomposes in the GC inlet and is detected as diphenylamine
Chlordane (Total) is sum of a-Chlordane and y-Chlordane.

Quantitation Report (QT Reviewed)

2031407 0137

SampleID : AD29415-001(10X) Operator : AH/JB Qt Meth : 7M_0224.M
Data File: 7M120356.D Sam Mult : 1 Vial# : 18 Qt On : 03/17/22 10:54
Acq On : 03/16/22 15:39 Misc : S,BNA:10 Qt Upd On: 02/24/22 14:46

Data Path : G:\GcMsData\2022\GCMS_7\Data\03-16-22\
Qt Path : G:\GCMSDATA\2022\GCMS_7\MethodQt\
Qt Resp Via : Initial Calibration

Compound	R.T.	QIon	Response	Conc	Units	Dev(Min)
Internal Standards						
7) 1,4-Dioxane-d8(INT)	2.616	96	38890	40.00	ng	-0.05
21) 1,4-Dichlorobenzene-d4	5.842	152	74140	40.00	ng	-0.02
31) Naphthalene-d8	6.841	136	293350	40.00	ng	-0.04
50) Acenaphthene-d10	8.275	164	143322	40.00	ng	-0.04
77) Phenanthrene-d10	9.749	188	256365	40.00	ng	-0.03
91) Chrysene-d12	12.816	240	204265	40.00	ng	-0.03
103) Perylene-d12	14.456	264	201043	40.00	ng	-0.04
System Monitoring Compounds						
11) 2-Fluorophenol	4.661	112	21496	8.63	ng	-0.02
Spiked Amount 100.000			Recovery	=	8.63%	
16) Phenol-d5	5.531	99	25718	9.00	ng	-0.02
Spiked Amount 100.000			Recovery	=	9.00%	
32) Nitrobenzene-d5	6.283	128	5345	4.42	ng	-0.03
Spiked Amount 50.000			Recovery	=	8.84%	
55) 2-Fluorobiphenyl	7.681	172	25210	4.29	ng	-0.04
Spiked Amount 50.000			Recovery	=	8.58%	
80) 2,4,6-Tribromophenol	9.021	330	6679	9.02	ng	-0.03
Spiked Amount 100.000			Recovery	=	9.02%	
94) Terphenyl-d14	11.559	244	19690m	4.82	ng	-0.03
Spiked Amount 50.000			Recovery	=	9.64%	
Target Compounds						Qvalue
41) Naphthalene	6.859	128	351305	44.0672	ng	99
46) 2-Methylnaphthalene	7.393	142	133520	26.3605	ng	98
47) 1-Methylnaphthalene	7.475	142	96381	19.7160	ng	91
49) 1,1'-Biphenyl	7.769	154	25347	4.1039	ng	93
62) Acenaphthylene	8.151	152	16954m	2.3311	ng	
65) Acenaphthene	8.304	153	128912m	28.2245	ng	
68) Dibenzofuran	8.463	168	96950m	14.3390	ng	
72) Fluorene	8.786	166	149450m	29.3711	ng	
86) Phenanthrene	9.779	178	1241043m	186.7323	ng	
87) Anthracene	9.832	178	236287m	35.2179	ng	
88) Carbazole	9.996	167	84933m	13.2540	ng	
90) Fluoranthene	11.118	202	914224	126.6677	ng	90
92) Pyrene	11.383	202	1007073m	150.3447	ng	
100) Benzo[a]anthracene	12.805	228	413625m	60.5908	ng	
101) Chrysene	12.852	228	428488	72.4533	ng	98
105) Benzo[b]fluoranthene	14.033	252	363103m	58.4721	ng	
106) Benzo[k]fluoranthene	14.056	252	124242m	21.2167	ng	
107) Benzo[a]pyrene	14.391	252	280665m	47.5702	ng	
108) Indeno[1,2,3-cd]pyrene	15.813	276	129991m	20.8068	ng	
109) Dibenzo[a,h]anthracene	15.831	278	37217m	6.8398	ng	
110) Benzo[g,h,i]perylene	16.207	276	133761m	24.6427	ng	

(#) = qualifier out of range (m) = manual integration (+) = signals summed

TIC: 7M120356.D\data.ms

Quant QT Reviewed

SampleID : AD29415-001(10X)
Data File: 7M120356.D
Acq On : 03/16/22 15:39

Operator : AH/JB
Sam Mult : 1 Vial# : 18
Misc : S,BNA:10

Qt Meth : 7M_0224.M
Qt On : 03/17/22 10:54
Qt Upd On: 02/24/22 14:46

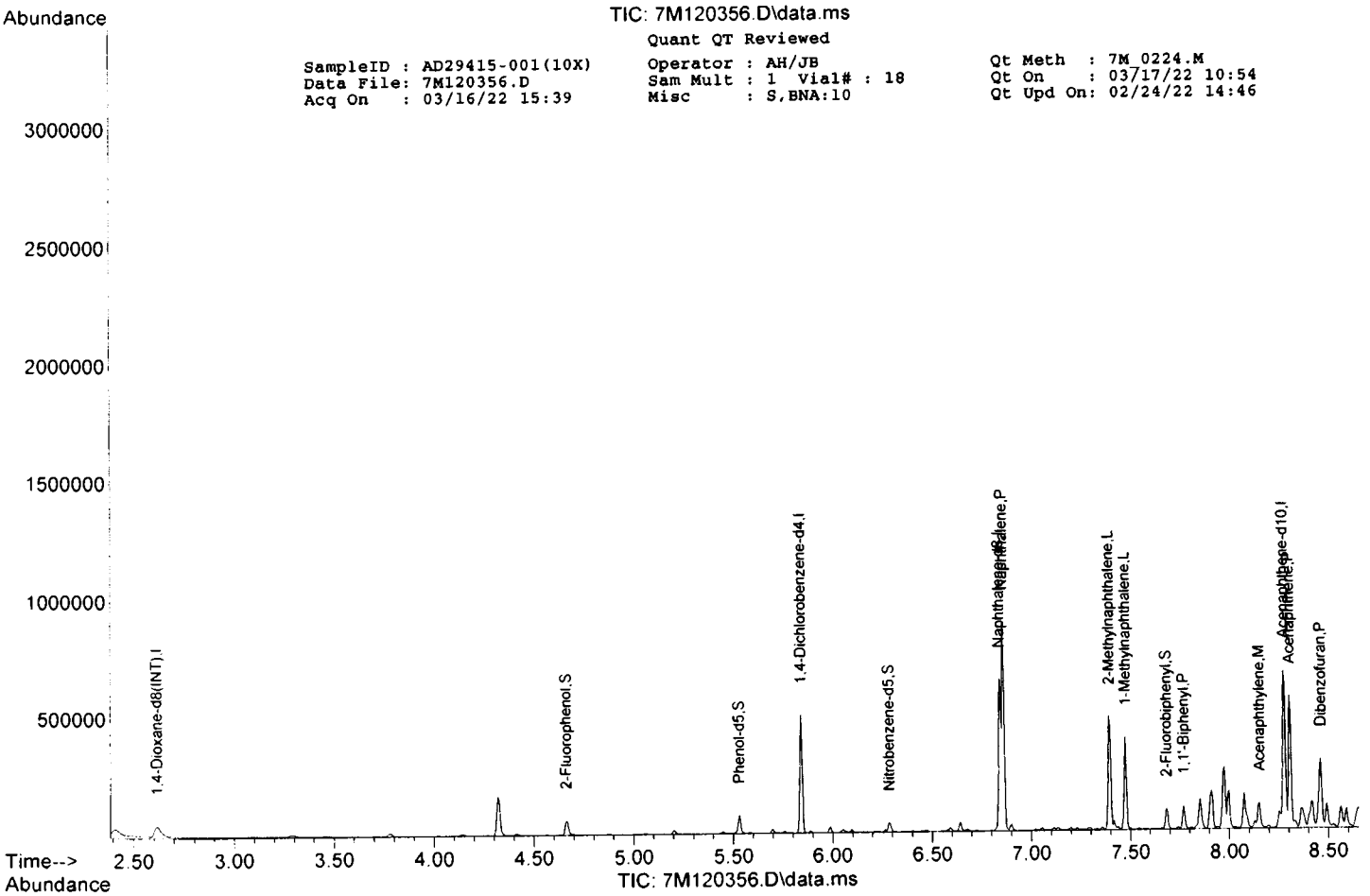

TIC: 7M120356.D\data.ms

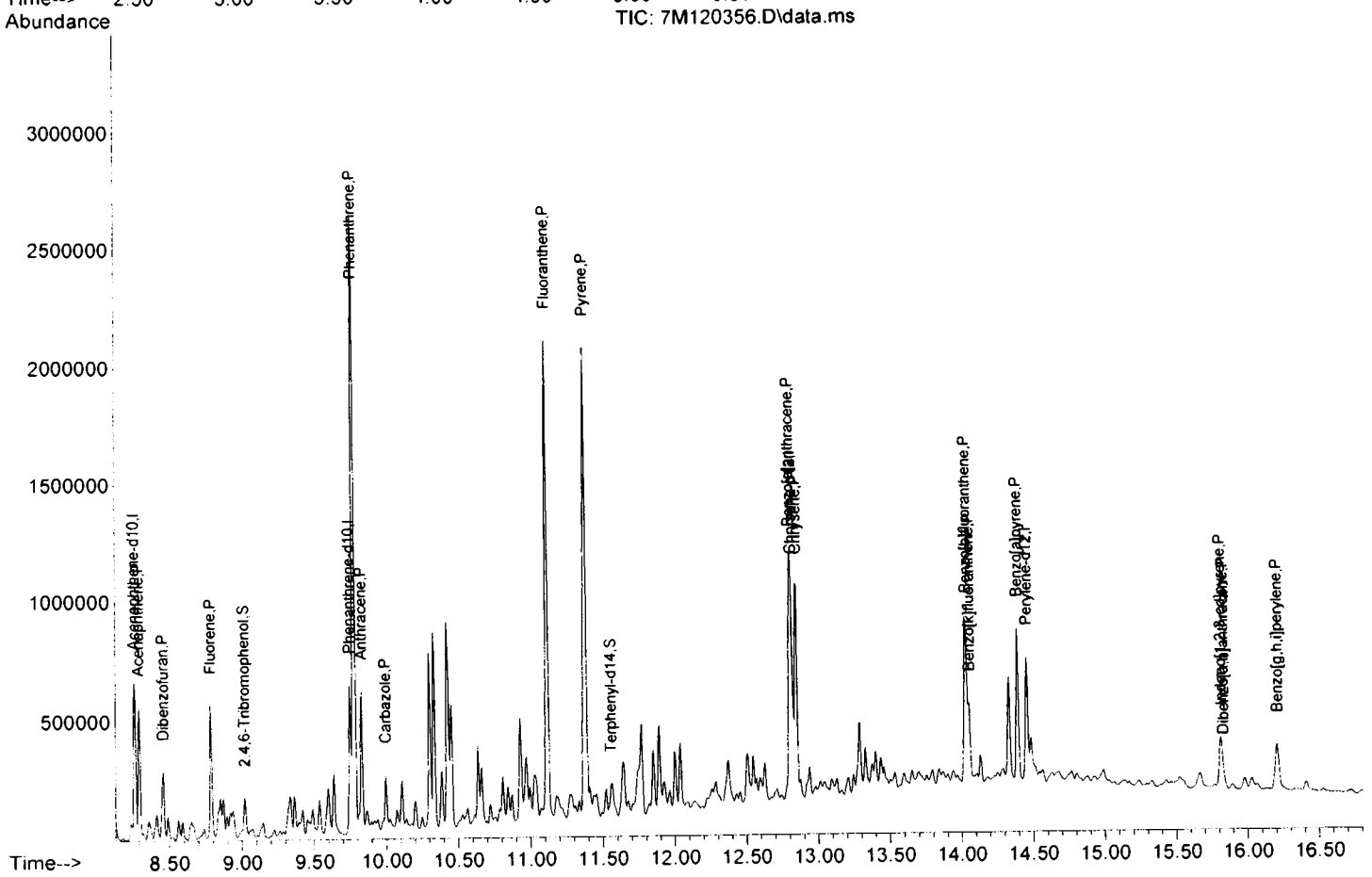

Form1

ORGANICS SEMIVOLATILE REPORT

Sample Number: AD29415-002(20X)
Client Id: SB-2
Data File: 7M120352.D
Analysis Date: 03/16/22 14:04
Date Rec/Extracted: 03/14/22-03/15/22
Column: DB-5MS 30M 0.250mm ID 0.25um film

Method: EPA 8270E
Matrix: Soil
Initial Vol: 30g
Final Vol: 1ml
Dilution: 20
Solids: 93

Units: mg/Kg

Cas #	Compound	RL	Conc	Cas #	Compound	RL	Conc
92-52-4	1,1'-Biphenyl	1.4	U	**50-32-8**	**Benzo[a]pyrene**	**1.4**	**7.6**
95-94-3	1,2,4,5-Tetrachlorobenzene	1.4	U	**205-99-2**	**Benzo[b]fluoranthene**	**1.4**	**11**
90-12-0	1-Methylnaphthalene	1.4	U	**191-24-2**	**Benzo[g,h,i]perylene**	**1.4**	**4.5**
58-90-2	2,3,4,6-Tetrachlorophenol	1.4	U	**207-08-9**	**Benzo[k]fluoranthene**	**1.4**	**4.2**
95-95-4	2,4,5-Trichlorophenol	1.4	U	111-91-1	bis(2-Chloroethoxy)methan	1.4	U
88-06-2	2,4,6-Trichlorophenol	1.4	U	111-44-4	bis(2-Chloroethyl)ether	0.36	U
120-83-2	2,4-Dichlorophenol	0.54	U	108-60-1	bis(2-chloroisopropyl)ether	1.4	U
105-67-9	2,4-Dimethylphenol	0.70	U	117-81-7	bis(2-Ethylhexyl)phthalate	1.4	U
51-28-5	2,4-Dinitrophenol	7.2	U	85-68-7	Butylbenzylphthalate	1.4	U
121-14-2	2,4-Dinitrotoluene	1.4	U	105-60-2	Caprolactam	1.4	U
606-20-2	2,6-Dinitrotoluene	1.4	U	86-74-8	Carbazole	1.4	U
91-58-7	2-Chloronaphthalene	1.4	U	**218-01-9**	**Chrysene**	**1.4**	**9.2**
95-57-8	2-Chlorophenol	1.4	U	53-70-3	Dibenzo[a,h]anthracene	1.4	U
91-57-6	2-Methylnaphthalene	1.4	U	132-64-9	Dibenzofuran	0.36	U
95-48-7	2-Methylphenol	0.41	U	84-66-2	Diethylphthalate	1.4	U
88-74-4	2-Nitroaniline	1.4	U	131-11-3	Dimethylphthalate	1.4	U
88-75-5	2-Nitrophenol	1.4	U	84-74-2	Di-n-butylphthalate	1.6	U
106-44-5	3&4-Methylphenol	0.42	U	117-84-0	Di-n-octylphthalate	1.4	U
91-94-1	3,3'-Dichlorobenzidine	1.4	U	**206-44-0**	**Fluoranthene**	**1.4**	**22**
99-09-2	3-Nitroaniline	1.4	U	86-73-7	Fluorene	1.4	U
534-52-1	4,6-Dinitro-2-methylphenol	7.2	U	118-74-1	Hexachlorobenzene	1.4	U
101-55-3	4-Bromophenyl-phenylether	1.4	U	87-68-3	Hexachlorobutadiene	1.4	U
59-50-7	4-Chloro-3-methylphenol	1.4	U	77-47-4	Hexachlorocyclopentadiene	4.7	U
106-47-8	4-Chloroaniline	0.63	U	67-72-1	Hexachloroethane	1.4	U
7005-72-3	4-Chlorophenyl-phenylether	1.4	U	**193-39-5**	**Indeno[1,2,3-cd]pyrene**	**1.4**	**4.1**
100-01-6	4-Nitroaniline	1.4	U	78-59-1	Isophorone	1.4	U
100-02-7	4-Nitrophenol	1.4	U	91-20-3	Naphthalene	0.41	U
83-32-9	Acenaphthene	1.4	U	98-95-3	Nitrobenzene	1.4	U
208-96-8	Acenaphthylene	1.4	U	621-64-7	N-Nitroso-di-n-propylamine	0.54	U
98-86-2	Acetophenone	1.4	U	86-30-6	n-Nitrosodiphenylamine	4.9	U
120-12-7	**Anthracene**	**1.4**	**1.6**	87-86-5	Pentachlorophenol	7.2	U
1912-24-9	Atrazine	1.4	U	**85-01-8**	**Phenanthrene**	**1.4**	**6.7**
100-52-7	Benzaldehyde	16	U	108-95-2	Phenol	1.4	U
56-55-3	**Benzo[a]anthracene**	**1.4**	**6.6**	**129-00-0**	**Pyrene**	**1.4**	**22**

Worksheet #: 632477 ***Total Target Concentration*** 100 ColumnID: (^) Indicates results from 2nd column

U - Indicates the compound was analyzed but not detected.
B - Indicates the analyte was found in the blank as well as in the sample.
E - Indicates the analyte concentration exceeds the calibration range of the instrument.
R - Retention Time Out
J - Indicates an estimated value when a compound is detected at less than the specified detection limit.
d - Pesticide %Diff>40% between columns due to coelution. Lower concentration usea
N-Nitrosodiphenylamine decomposes in the GC inlet and is detected as diphenylamine
Chlordane (Total) is sum of a-Chlordane and y-Chlordane.

Quantitation Report (QT Reviewed) **2031407 0140**

SampleID : AD29415-002(20X) Operator : AH/JB Qt Meth : 7M_0224.M
Data File: 7M120352.D Sam Mult : 1 Vial# : 14 Qt On : 03/16/22 14:37
Acq On : 03/16/22 14:04 Misc : S,BNA:40 Qt Upd On: 02/24/22 14:46

Data Path : G:\GcMsData\2022\GCMS_7\Data\03-16-22\
Qt Path : G:\GCMSDATA\2022\GCMS_7\MethodQt\
Qt Resp Via : Initial Calibration

Compound	R.T.	QIon	Response	Conc	Units	Dev(Min)
Internal Standards						
7) 1,4-Dioxane-d8(INT)	2.616	96	39851	40.00	ng	-0.05
21) 1,4-Dichlorobenzene-d4	5.842	152	74480	40.00	ng	-0.02
31) Naphthalene-d8	6.847	136	288459	40.00	ng	-0.03
50) Acenaphthene-d10	8.280	164	139089	40.00	ng	-0.03
77) Phenanthrene-d10	9.749	188	254742	40.00	ng	-0.03
91) Chrysene-d12	12.810	240	204584	40.00	ng	-0.04
103) Perylene-d12	14.467	264	210251	40.00	ng	-0.03
System Monitoring Compounds						
11) 2-Fluorophenol	4.661	112	4999m	1.96	ng	-0.02
Spiked Amount 100.000			Recovery = 1.96%			
16) Phenol-d5	5.531	99	5833	1.99	ng	-0.02
Spiked Amount 100.000			Recovery = 1.99%			
32) Nitrobenzene-d5	6.283	128	1145	0.96	ng	-0.03
Spiked Amount 50.000			Recovery = 1.92%			
55) 2-Fluorobiphenyl	7.687	172	5975	1.05	ng	-0.03
Spiked Amount 50.000			Recovery = 2.10%			
80) 2,4,6-Tribromophenol	9.027	330	1430	1.94	ng	-0.02
Spiked Amount 100.000			Recovery = 1.94%			
94) Terphenyl-d14	11.559	244	4938	1.21	ng	-0.03
Spiked Amount 50.000			Recovery = 2.42%			
Target Compounds						Qvalue
86) Phenanthrene	9.773	178	61302m	9.2825	ng	
87) Anthracene	9.826	178	14531m	2.1796	ng	
90) Fluoranthene	11.112	202	221485	30.8827	ng	90
92) Pyrene	11.377	202	203584m	30.3454	ng	
100) Benzo[a]anthracene	12.799	228	63118m	9.2316	ng	
101) Chrysene	12.840	228	76285m	12.8790	ng	
105) Benzo[b]fluoranthene	14.033	252	103218m	15.8937	ng	
106) Benzo[k]fluoranthene	14.062	252	36239m	5.9175	ng	
107) Benzo[a]pyrene	14.397	252	65312m	10.5850	ng	
108) Indeno[1,2,3-cd]pyrene	15.825	276	37683m	5.7675	ng	
110) Benzo[g,h,i]perylene	16.212	276	35652m	6.2805	ng	

(#) = qualifier out of range (m) = manual integration (+) = signals summed

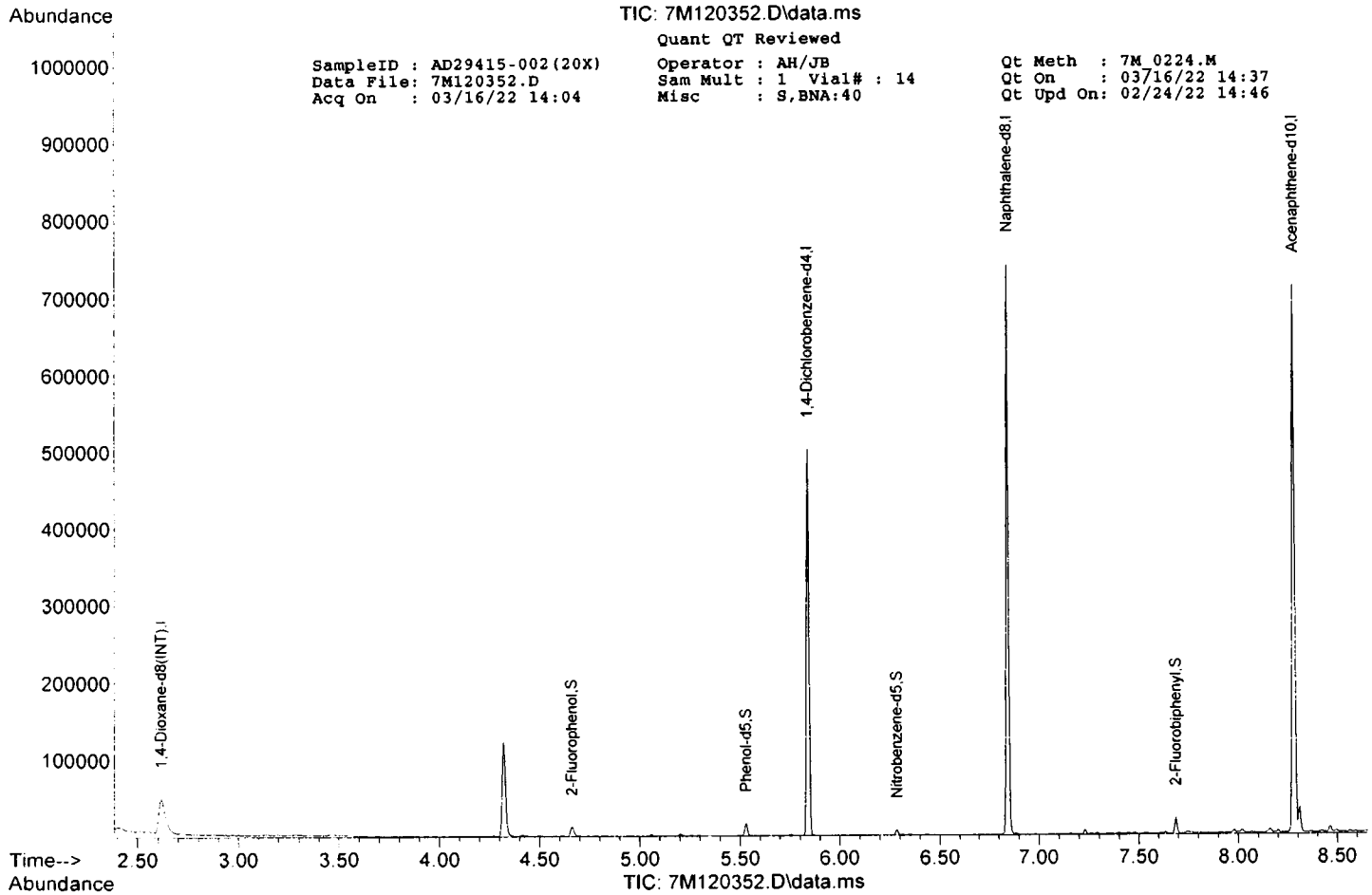
Abundance
TIC: 7M120352.D\data.ms
Quant QT Reviewed
SampleID : AD29415-002(20X)
Data File: 7M120352.D
Acq On : 03/16/22 14:04
Operator : AH/JB
Sam Mult : 1 Vial# : 14
Misc : S,BNA:40
Qt Meth : 7M_0224.M
Qt On : 03/16/22 14:37
Qt Upd On: 02/24/22 14:46
1,4-Dioxane-d8(INT),I
2-Fluorophenol,S
Phenol-d5,S
1,4-Dichlorobenzene-d4,I
Nitrobenzene-d5,S
Naphthalene-d8,I
2-Fluorobiphenyl,S
Acenaphthene-d10,I
Time-->

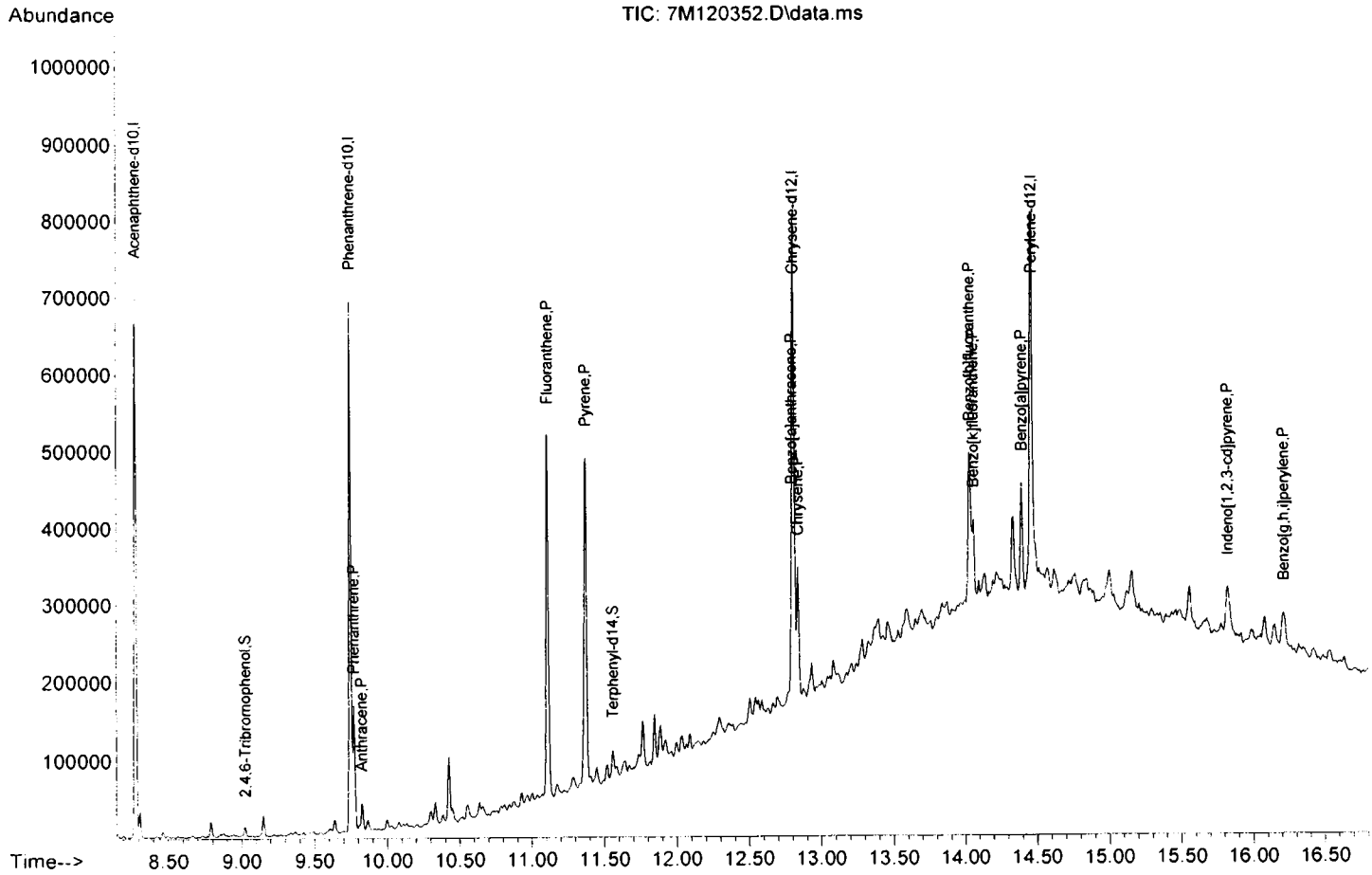
Abundance
TIC: 7M120352.D\data.ms
Acenaphthene-d10,I
2,4,6-Tribromophenol,S
Phenanthrene-d10,I
Anthracene,P
Fluoranthene,P
Pyrene,P
Terphenyl-d14,S
Chrysene-d12,I
Chrysene,P
Benzo[k]fluoranthene,P
Benzo[a]pyrene,P
Perylene-d12,I
Indeno[1,2,3-cd]pyrene,P
Benzo[g,h,i]perylene,P
Time-->

Form1

ORGANICS SEMIVOLATILE REPORT

Sample Number: AD29415-005(10X)
Client Id: SB-5
Data File: 7M120357.D
Analysis Date: 03/16/22 16:03
Date Rec/Extracted: 03/14/22-03/15/22
Column: DB-5MS 30M 0.250mm ID 0.25um film

Method: EPA 8270E
Matrix: Soil
Initial Vol: 30g
Final Vol: 0.5ml
Dilution: 10
Solids: 89

Units: mg/Kg

Cas #	Compound	RL	Conc	Cas #	Compound	RL	Conc
92-52-4	1,1'-Biphenyl	0.37	U	**50-32-8**	**Benzo[a]pyrene**	**0.37**	**4.3**
95-94-3	1,2,4,5-Tetrachlorobenzene	0.37	U	**205-99-2**	**Benzo[b]fluoranthene**	**0.37**	**6.6**
90-12-0	1-Methylnaphthalene	0.37	U	**191-24-2**	**Benzo[g,h,i]perylene**	**0.37**	**2.3**
58-90-2	2,3,4,6-Tetrachlorophenol	0.37	U	**207-08-9**	**Benzo[k]fluoranthene**	**0.37**	**1.6**
95-95-4	2,4,5-Trichlorophenol	0.37	U	111-91-1	bis(2-Chloroethoxy)methan	0.37	U
88-06-2	2,4,6-Trichlorophenol	0.37	U	111-44-4	bis(2-Chloroethyl)ether	0.094	U
120-83-2	2,4-Dichlorophenol	0.14	U	108-60-1	bis(2-chloroisopropyl)ether	0.37	U
105-67-9	2,4-Dimethylphenol	0.18	U	117-81-7	bis(2-Ethylhexyl)phthalate	0.37	U
51-28-5	2,4-Dinitrophenol	1.9	U	85-68-7	Butylbenzylphthalate	0.37	U
121-14-2	2,4-Dinitrotoluene	0.37	U	105-60-2	Caprolactam	0.37	U
606-20-2	2,6-Dinitrotoluene	0.37	U	**86-74-8**	**Carbazole**	**0.37**	**0.65**
91-58-7	2-Chloronaphthalene	0.37	U	**218-01-9**	**Chrysene**	**0.37**	**5.3**
95-57-8	2-Chlorophenol	0.37	U	**53-70-3**	**Dibenzo[a,h]anthracene**	**0.37**	**0.65**
91-57-6	2-Methylnaphthalene	0.37	U	**132-64-9**	**Dibenzofuran**	**0.095**	**0.23**
95-48-7	2-Methylphenol	0.11	U	84-66-2	Diethylphthalate	0.37	U
88-74-4	2-Nitroaniline	0.37	U	131-11-3	Dimethylphthalate	0.37	U
88-75-5	2-Nitrophenol	0.37	U	84-74-2	Di-n-butylphthalate	0.43	U
106-44-5	3&4-Methylphenol	0.11	U	117-84-0	Di-n-octylphthalate	0.37	U
91-94-1	3,3'-Dichlorobenzidine	0.37	U	**206-44-0**	**Fluoranthene**	**0.37**	**11**
99-09-2	3-Nitroaniline	0.37	U	**86-73-7**	**Fluorene**	**0.37**	**0.47**
534-52-1	4,6-Dinitro-2-methylphenol	1.9	U	118-74-1	Hexachlorobenzene	0.37	U
101-55-3	4-Bromophenyl-phenylether	0.37	U	87-68-3	Hexachlorobutadiene	0.37	U
59-50-7	4-Chloro-3-methylphenol	0.37	U	77-47-4	Hexachlorocyclopentadiene	1.2	U
106-47-8	4-Chloroaniline	0.16	U	67-72-1	Hexachloroethane	0.37	U
7005-72-3	4-Chlorophenyl-phenylether	0.37	U	**193-39-5**	**Indeno[1,2,3-cd]pyrene**	**0.37**	**2.1**
100-01-6	4-Nitroaniline	0.37	U	78-59-1	Isophorone	0.37	U
100-02-7	4-Nitrophenol	0.37	U	**91-20-3**	**Naphthalene**	**0.11**	**0.15**
83-32-9	**Acenaphthene**	**0.37**	**0.52**	98-95-3	Nitrobenzene	0.37	U
208-96-8	**Acenaphthylene**	**0.37**	**0.46**	621-64-7	N-Nitroso-di-n-propylamine	0.14	U
98-86-2	Acetophenone	0.37	U	86-30-6	n-Nitrosodiphenylamine	1.3	U
120-12-7	**Anthracene**	**0.37**	**1.3**	87-86-5	Pentachlorophenol	1.9	U
1912-24-9	Atrazine	0.37	U	**85-01-8**	**Phenanthrene**	**0.37**	**5.7**
100-52-7	Benzaldehyde	4.1	U	108-95-2	Phenol	0.37	U
56-55-3	**Benzo[a]anthracene**	**0.37**	**4.9**	**129-00-0**	**Pyrene**	**0.37**	**11**

U - Indicates the compound was analyzed but not detected.
B - Indicates the analyte was found in the blank as well as in the sample.
E - Indicates the analyte concentration exceeds the calibration range of the instrument.
N-Nitrosodiphenylamine decomposes in the GC inlet and is detected as diphenylamine
R - Retention Time Out
J - Indicates an estimated value when a compound is detected at less than the specified detection limit.
d - Pesticide %Diff>40% between columns due to coelution. Lower concentration usea
Chlordane (Total) is sum of a-Chlordane and y-Chlordane.

Quantitation Report (QT Reviewed) **2031407 0143**

SampleID : AD29415-005(10X) Operator : AH/JB Qt Meth : 7M_0224.M
Data File: 7M120357.D Sam Mult : 1 Vial# : 19 Qt On : 03/17/22 10:54
Acq On : 03/16/22 16:03 Misc : S,BNA:10 Qt Upd On: 02/24/22 14:46

Data Path : G:\GcMsData\2022\GCMS_7\Data\03-16-22\
Qt Path : G:\GCMSDATA\2022\GCMS_7\MethodQt\
Qt Resp Via : Initial Calibration

Compound	R.T.	QIon	Response	Conc	Units	Dev(Min)
Internal Standards						
7) 1,4-Dioxane-d8(INT)	2.616	96	20149	40.00	ng	-0.05
21) 1,4-Dichlorobenzene-d4	5.842	152	38011	40.00	ng	-0.02
31) Naphthalene-d8	6.841	136	149766	40.00	ng	-0.04
50) Acenaphthene-d10	8.275	164	70751	40.00	ng	-0.04
77) Phenanthrene-d10	9.743	188	131167	40.00	ng	-0.04
91) Chrysene-d12	12.811	240	105680	40.00	ng	-0.04
103) Perylene-d12	14.450	264	101171	40.00	ng	-0.05
System Monitoring Compounds						
11) 2-Fluorophenol	4.661	112	11356	8.80	ng	-0.02
Spiked Amount 100.000			Recovery	=	8.80%	
16) Phenol-d5	5.531	99	13196	8.91	ng	-0.02
Spiked Amount 100.000			Recovery	=	8.91%	
32) Nitrobenzene-d5	6.283	128	2541	4.12	ng	-0.03
Spiked Amount 50.000			Recovery	=	8.24%	
55) 2-Fluorobiphenyl	7.681	172	12924	4.46	ng	-0.04
Spiked Amount 50.000			Recovery	=	8.92%	
80) 2,4,6-Tribromophenol	9.021	330	3118	8.23	ng	-0.03
Spiked Amount 100.000			Recovery	=	8.23%	
94) Terphenyl-d14	11.559	244	10859	5.13	ng	-0.03
Spiked Amount 50.000			Recovery	=	10.26%	
Target Compounds						Qvalue
41) Naphthalene	6.859	128	3241	0.7963	ng	95
62) Acenaphthylene	8.151	152	8803m	2.4519	ng	
65) Acenaphthene	8.304	153	6274m	2.7826	ng	
68) Dibenzofuran	8.463	168	4058m	1.2158	ng	
72) Fluorene	8.786	166	6328m	2.5193	ng	
86) Phenanthrene	9.767	178	103009m	30.2930	ng	
87) Anthracene	9.826	178	24108m	7.0229	ng	
88) Carbazole	9.996	167	11464m	3.4966	ng	
90) Fluoranthene	11.107	202	211749	57.3415	ng	94
92) Pyrene	11.371	202	195068	56.2878	ng	92
100) Benzo[a]anthracene	12.799	228	92725m	26.2542	ng	
101) Chrysene	12.840	228	87146m	28.4818	ng	
105) Benzo[b]fluoranthene	14.027	252	110111m	35.2356	ng	
106) Benzo[k]fluoranthene	14.050	252	25375m	8.6109	ng	
107) Benzo[a]pyrene	14.385	252	67965m	22.8910	ng	
108) Indeno[1,2,3-cd]pyrene	15.807	276	36033m	11.4611	ng	
109) Dibenzo[a,h]anthracene	15.825	278	9538m	3.4833	ng	
110) Benzo[g,h,i]perylene	16.195	276	33708m	12.3403	ng	

(#) = qualifier out of range (m) = manual integration (+) = signals summed

TIC: 7M120357.D\data.ms

Quant QT Reviewed

SampleID : AD29415-005(10X)
Data File: 7M120357.D
Acq On : 03/16/22 16:03

Operator : AH/JB
Sam Mult : 1 Vial# : 19
Misc : S,BNA:10

Qt Meth : 7M 0224.M
Qt On : 03/17/22 10:54
Qt Upd On: 02/24/22 14:46

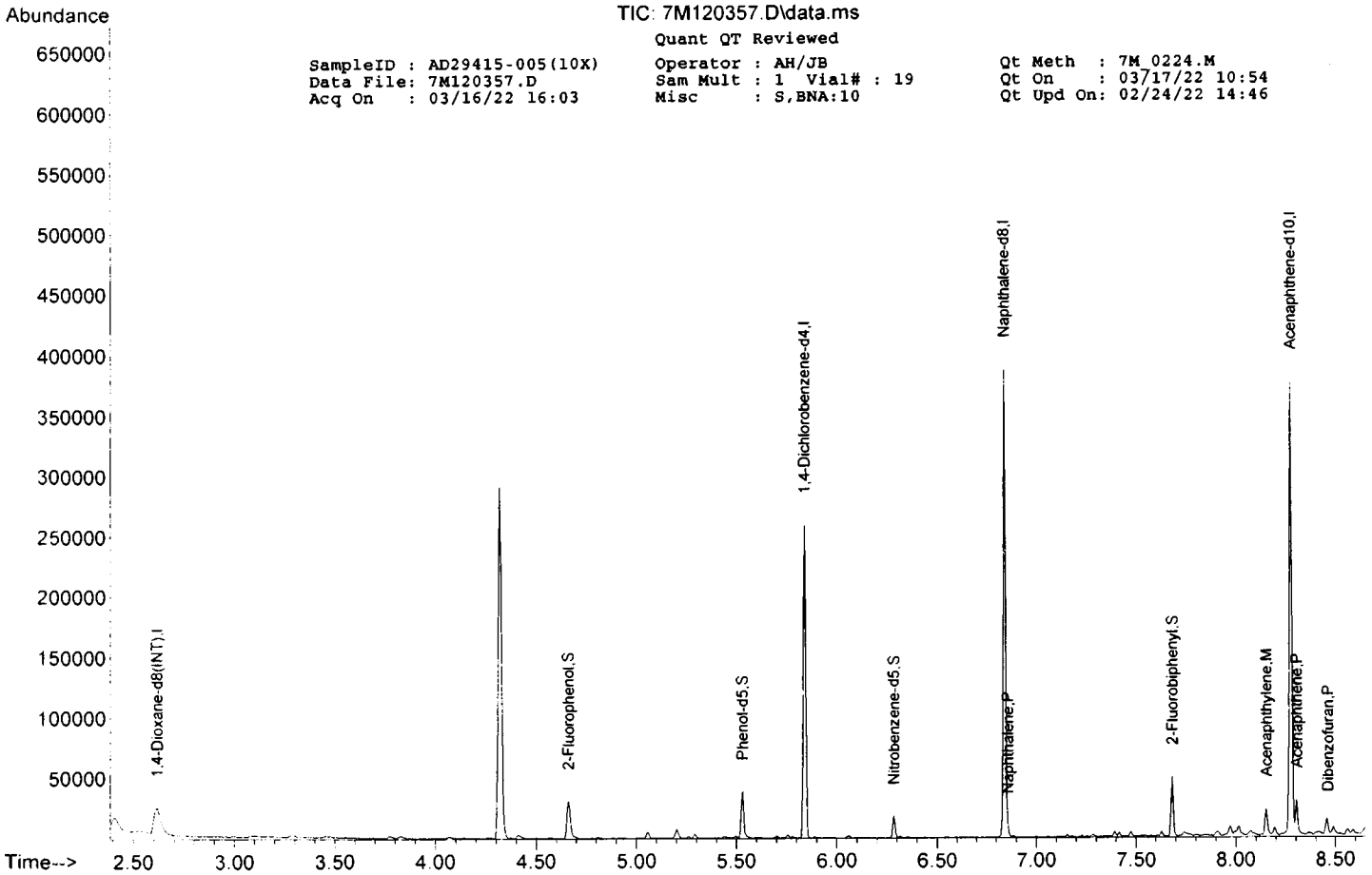

TIC: 7M120357.D\data.ms

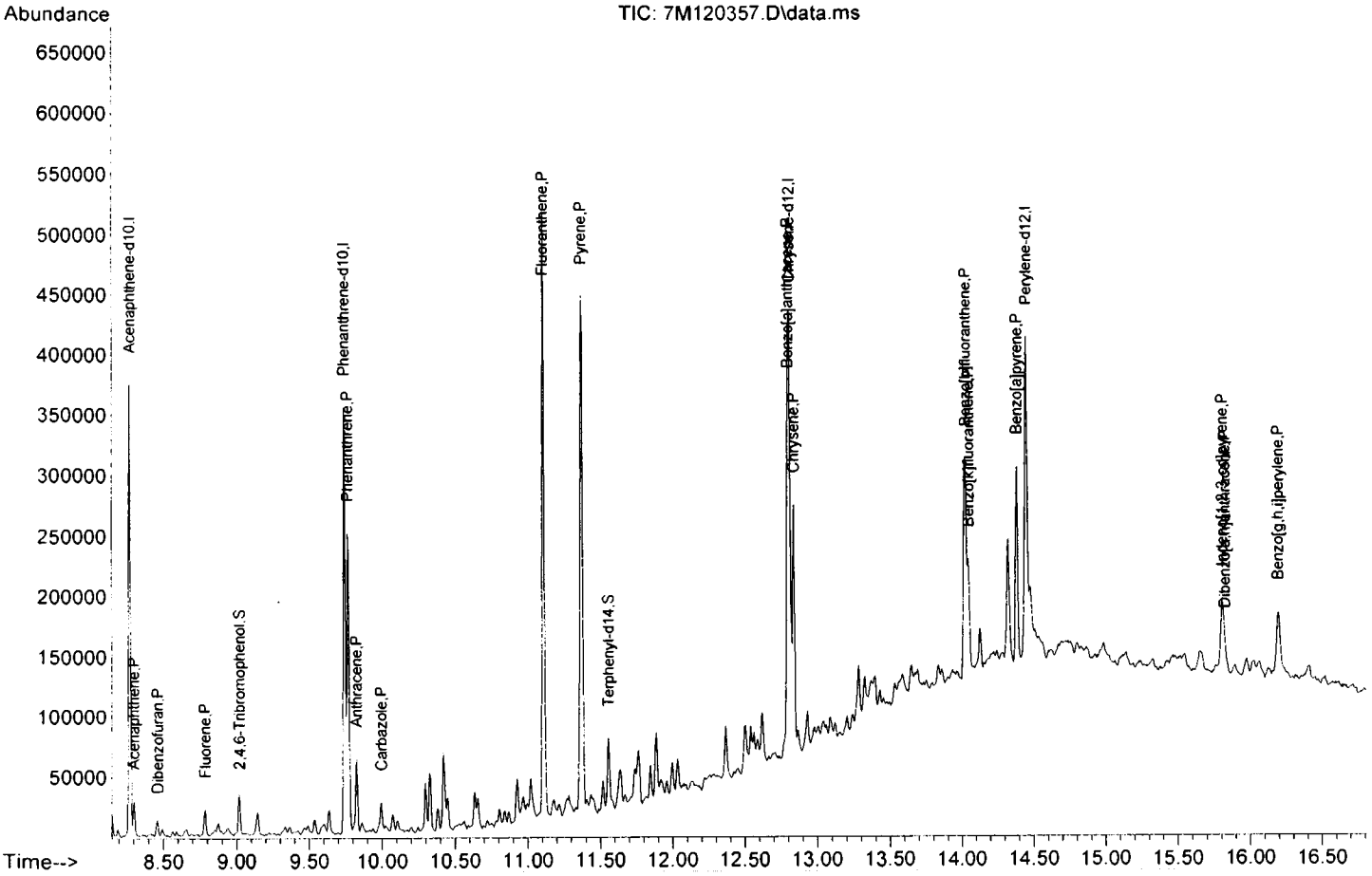

Form1

ORGANICS SEMIVOLATILE REPORT

Sample Number: AD29415-006(3X)
Client Id: SB-6
Data File: 7M120355.D
Analysis Date: 03/16/22 15:15
Date Rec/Extracted: 03/14/22-03/15/22
Column: DB-5MS 30M 0.250mm ID 0.25um film

Method: EPA 8270E
Matrix: Soil
Initial Vol: 30g
Final Vol: 0.5ml
Dilution: 3
Solids: 85

Units: mg/Kg

Cas #	Compound	RL	Conc	Cas #	Compound	RL	Conc
92-52-4	1,1'-Biphenyl	0.12	U	**50-32-8**	**Benzo[a]pyrene**	**0.12**	**2.9**
95-94-3	1,2,4,5-Tetrachlorobenzene	0.12	U	**205-99-2**	**Benzo[b]fluoranthene**	**0.12**	**4.3**
90-12-0	**1-Methylnaphthalene**	**0.12**	**0.14**	**191-24-2**	**Benzo[g,h,i]perylene**	**0.12**	**1.6**
58-90-2	2,3,4,6-Tetrachlorophenol	0.12	U	**207-08-9**	**Benzo[k]fluoranthene**	**0.12**	**1.6**
95-95-4	2,4,5-Trichlorophenol	0.12	U	111-91-1	bis(2-Chloroethoxy)methan	0.12	U
88-06-2	2,4,6-Trichlorophenol	0.12	U	111-44-4	bis(2-Chloroethyl)ether	0.029	U
120-83-2	2,4-Dichlorophenol	0.044	U	108-60-1	bis(2-chloroisopropyl)ether	0.12	U
105-67-9	2,4-Dimethylphenol	0.057	U	**117-81-7**	**bis(2-Ethylhexyl)phthalate**	**0.12**	**0.42**
51-28-5	2,4-Dinitrophenol	0.59	U	85-68-7	Butylbenzylphthalate	0.12	U
121-14-2	2,4-Dinitrotoluene	0.12	U	105-60-2	Caprolactam	0.12	U
606-20-2	2,6-Dinitrotoluene	0.12	U	**86-74-8**	**Carbazole**	**0.12**	**0.57**
91-58-7	2-Chloronaphthalene	0.12	U	**218-01-9**	**Chrysene**	**0.12**	**3.5**
95-57-8	2-Chlorophenol	0.12	U	**53-70-3**	**Dibenzo[a,h]anthracene**	**0.12**	**0.44**
91-57-6	**2-Methylnaphthalene**	**0.12**	**0.14**	**132-64-9**	**Dibenzofuran**	**0.030**	**0.28**
95-48-7	2-Methylphenol	0.034	U	84-66-2	Diethylphthalate	0.12	U
88-74-4	2-Nitroaniline	0.12	U	131-11-3	Dimethylphthalate	0.12	U
88-75-5	2-Nitrophenol	0.12	U	84-74-2	Di-n-butylphthalate	0.13	U
106-44-5	3&4-Methylphenol	0.034	U	117-84-0	Di-n-octylphthalate	0.12	U
91-94-1	3,3'-Dichlorobenzidine	0.12	U	**206-44-0**	**Fluoranthene**	**0.12**	**6.9**
99-09-2	3-Nitroaniline	0.12	U	**86-73-7**	**Fluorene**	**0.12**	**0.38**
534-52-1	4,6-Dinitro-2-methylphenol	0.59	U	118-74-1	Hexachlorobenzene	0.12	U
101-55-3	4-Bromophenyl-phenylether	0.12	U	87-68-3	Hexachlorobutadiene	0.12	U
59-50-7	4-Chloro-3-methylphenol	0.12	U	77-47-4	Hexachlorocyclopentadiene	0.38	U
106-47-8	4-Chloroaniline	0.052	U	67-72-1	Hexachloroethane	0.12	U
7005-72-3	4-Chlorophenyl-phenylether	0.12	U	**193-39-5**	**Indeno[1,2,3-cd]pyrene**	**0.12**	**1.6**
100-01-6	4-Nitroaniline	0.12	U	78-59-1	Isophorone	0.12	U
100-02-7	4-Nitrophenol	0.12	U	**91-20-3**	**Naphthalene**	**0.034**	**0.31**
83-32-9	**Acenaphthene**	**0.12**	**0.40**	98-95-3	Nitrobenzene	0.12	U
208-96-8	**Acenaphthylene**	**0.12**	**0.14**	621-64-7	N-Nitroso-di-n-propylamine	0.044	U
98-86-2	Acetophenone	0.12	U	86-30-6	n-Nitrosodiphenylamine	0.40	U
120-12-7	**Anthracene**	**0.12**	**1.0**	87-86-5	Pentachlorophenol	0.59	U
1912-24-9	Atrazine	0.12	U	**85-01-8**	**Phenanthrene**	**0.12**	**5.3**
100-52-7	Benzaldehyde	1.3	U	108-95-2	Phenol	0.12	U
56-55-3	**Benzo[a]anthracene**	**0.12**	**3.1**	**129-00-0**	**Pyrene**	**0.12**	**6.4**

U - Indicates the compound was analyzed but not detected.
B - Indicates the analyte was found in the blank as well as in the sample.
E - Indicates the analyte concentration exceeds the calibration range of the instrument.
R - Retention Time Out
J - Indicates an estimated value when a compound is detected at less than the specified detection limit.
d - Pesticide %Diff>40% between columns due to coelution. Lower concentration usea

N-Nitrosodiphenylamine decomposes in the GC inlet and is detected as diphenylamine
Chlordane (Total) is sum of a-Chlordane and y-Chlordane.

Quantitation Report (QT Reviewed) **2031407 0146**

SampleID : AD29415-006(3X) Operator : AH/JB Qt Meth : 7M_0224.M
Data File: 7M120355.D Sam Mult : 1 Vial# : 17 Qt On : 03/17/22 10:54
Acq On : 03/16/22 15:15 Misc : S,BNA:3 Qt Upd On: 02/24/22 14:46

Data Path : G:\GcMsData\2022\GCMS_7\Data\03-16-22\
Qt Path : G:\GCMSDATA\2022\GCMS_7\MethodQt\
Qt Resp Via : Initial Calibration

Compound	R.T.	QIon	Response	Conc	Units	Dev(Min)
Internal Standards						
7) 1,4-Dioxane-d8(INT)	2.616	96	40910	40.00	ng	-0.05
21) 1,4-Dichlorobenzene-d4	5.842	152	78616	40.00	ng	-0.02
31) Naphthalene-d8	6.841	136	297732	40.00	ng	-0.04
50) Acenaphthene-d10	8.274	164	145089	40.00	ng	-0.04
77) Phenanthrene-d10	9.749	188	276382	40.00	ng	-0.03
91) Chrysene-d12	12.816	240	213678	40.00	ng	-0.03
103) Perylene-d12	14.461	264	205498	40.00	ng	-0.04
System Monitoring Compounds						
11) 2-Fluorophenol	4.667	112	76639	29.26	ng	-0.02
Spiked Amount 100.000			Recovery = 29.26%			
16) Phenol-d5	5.531	99	91797	30.54	ng	-0.02
Spiked Amount 100.000			Recovery = 30.54%			
32) Nitrobenzene-d5	6.283	128	18315	14.94	ng	-0.03
Spiked Amount 50.000			Recovery = 29.88%			
55) 2-Fluorobiphenyl	7.687	172	85237	14.33	ng	-0.03
Spiked Amount 50.000			Recovery = 28.66%			
80) 2,4,6-Tribromophenol	9.021	330	22257	27.89	ng	-0.03
Spiked Amount 100.000			Recovery = 27.89%			
94) Terphenyl-d14	11.559	244	63740	14.91	ng	-0.03
Spiked Amount 50.000			Recovery = 29.82%			
Target Compounds						Qvalue
41) Naphthalene	6.858	128	42299	5.2278	ng	98
46) 2-Methylnaphthalene	7.393	142	12436	2.4191	ng	100
47) 1-Methylnaphthalene	7.475	142	11717	2.3616	ng	92
62) Acenaphthylene	8.157	152	17469m	2.3727	ng	
65) Acenaphthene	8.304	153	31103m	6.7269	ng	
68) Dibenzofuran	8.463	168	32754m	4.7854	ng	
72) Fluorene	8.786	166	33621m	6.5270	ng	
86) Phenanthrene	9.779	178	641410m	89.5195	ng	
87) Anthracene	9.826	178	127307m	17.6005	ng	
88) Carbazole	9.996	167	66538m	9.6314	ng	
90) Fluoranthene	11.118	202	910474	117.0119	ng	90
92) Pyrene	11.383	202	756967	108.0285	ng	87
100) Benzo[a]anthracene	12.805	228	370571m	51.8926	ng	
101) Chrysene	12.852	228	372812	60.2620	ng	97
102) bis(2-Ethylhexyl)phtha...	12.852	149	29330m	7.1257	ng	
105) Benzo[b]fluoranthene	14.038	252	464463m	73.1730	ng	
106) Benzo[k]fluoranthene	14.062	252	161292m	26.9466	ng	
107) Benzo[a]pyrene	14.397	252	298480m	49.4929	ng	
108) Indeno[1,2,3-cd]pyrene	15.825	276	168820m	26.4361	ng	
109) Dibenzo[a,h]anthracene	15.836	278	41838m	7.5224	ng	
110) Benzo[g,h,i]perylene	16.218	276	148160	26.7037	ng	95

(#) = qualifier out of range (m) = manual integration (+) = signals summed

TIC: 7M120355.D\data.ms

Quant QT Reviewed

SampleID : AD29415-006(3X)
Data File: 7M120355.D
Acq On : 03/16/22 15:15

Operator : AH/JB
Sam Mult : 1 Vial# : 17
Misc : S,BNA:3

Qt Meth : 7M_0224.M
Qt On : 03/17/22 10:54
Qt Upd On: 02/24/22 14:46

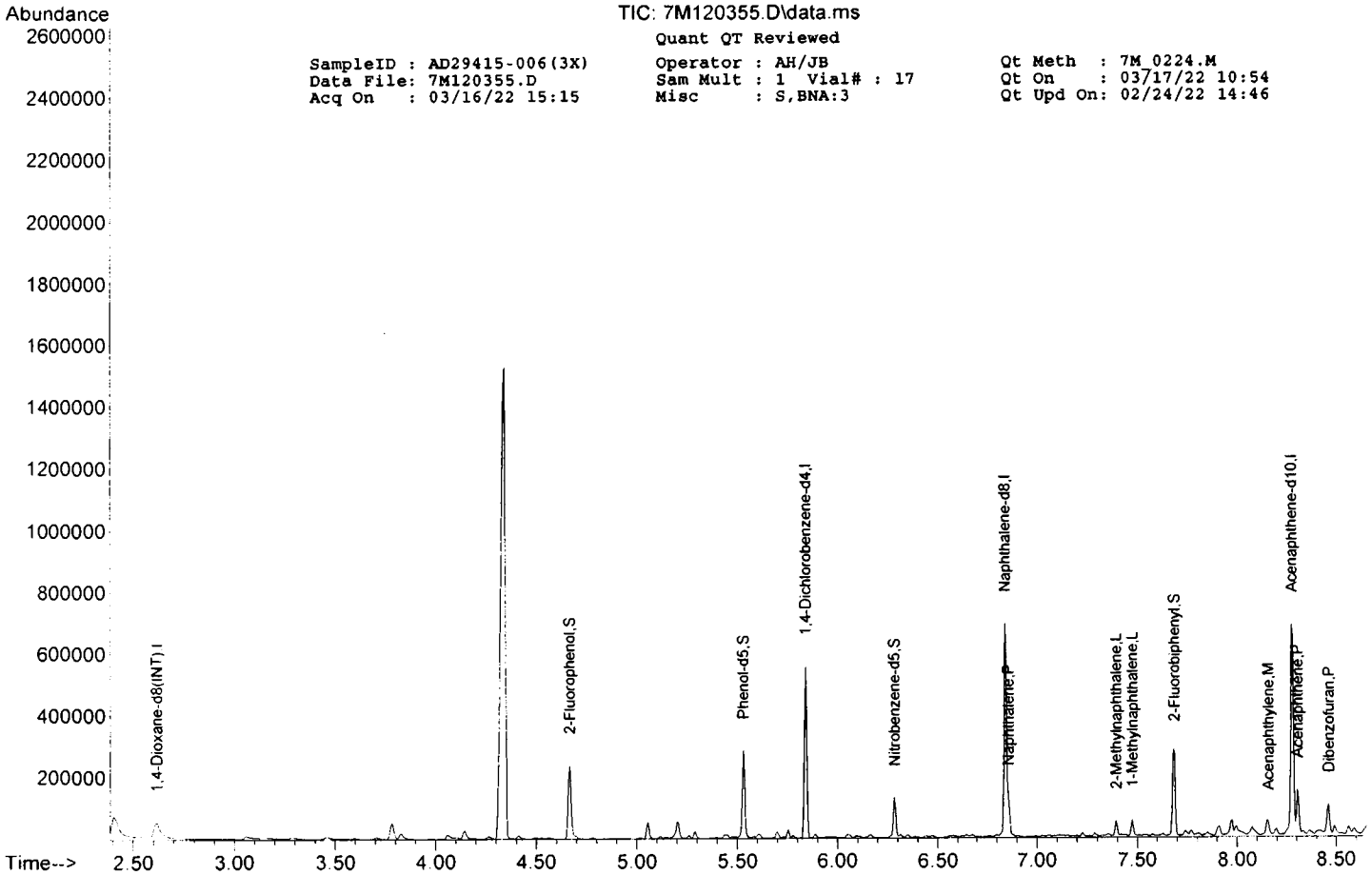

TIC: 7M120355.D\data.ms

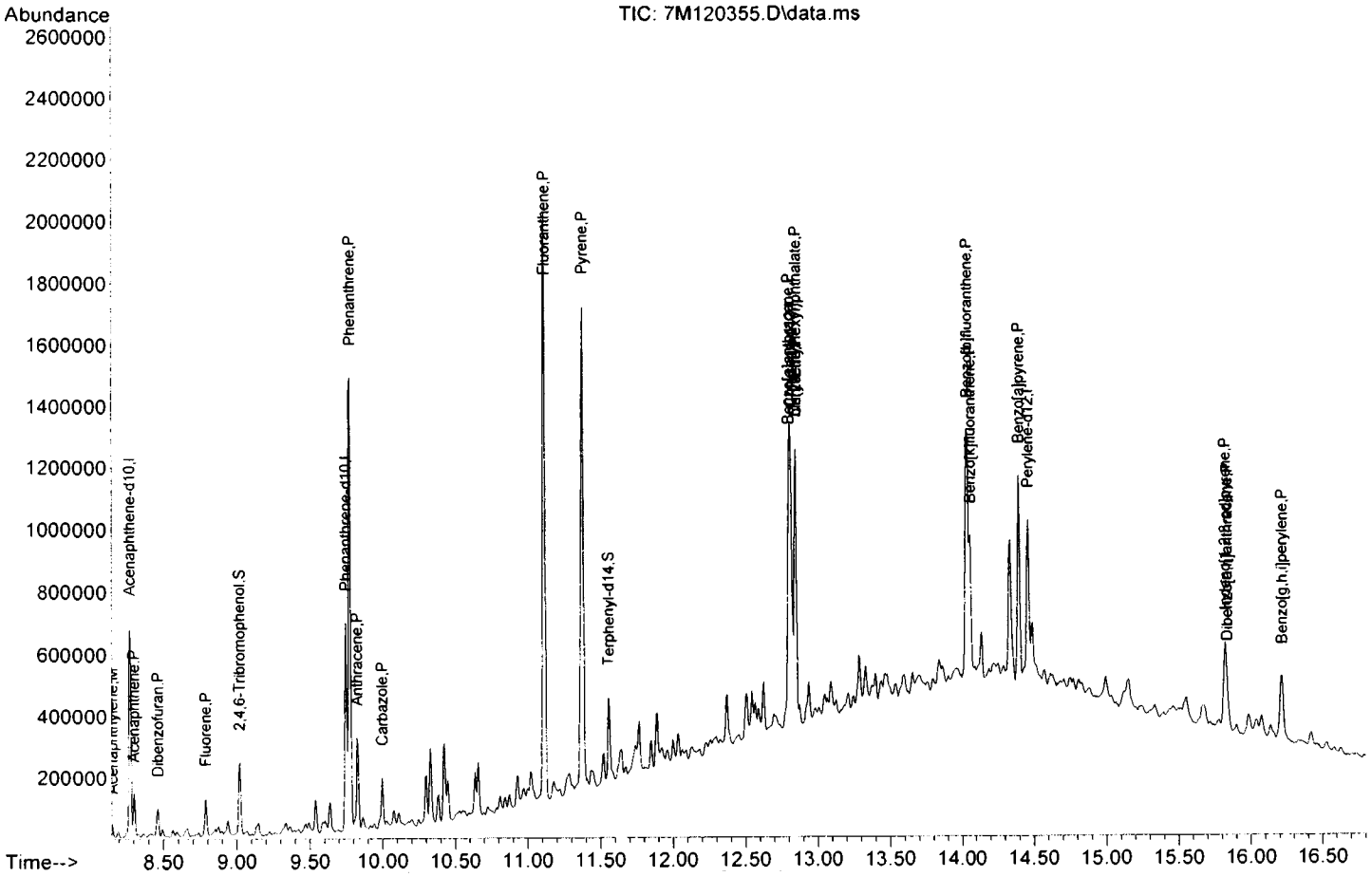

Form1

ORGANICS SEMIVOLATILE REPORT

Sample Number: AD29415-007
Client Id: TW-1
Data File: 10M89941.D
Analysis Date: 03/21/22 09:33
Date Rec/Extracted: 03/14/22-03/18/22
Column: DB-5MS 30M 0.250mm ID 0.25um film

Method: EPA 8270E
Matrix: Aqueous
Initial Vol: 1000ml
Final Vol: 1ml
Dilution: 1
Solids: 0

Units: ug/L

Cas #	Compound	RL	Conc	Cas #	Compound	RL	Conc
92-52-4	1,1'-Biphenyl	2.0	U	50-32-8	Benzo[a]pyrene	2.0	U
95-94-3	1,2,4,5-Tetrachlorobenzene	2.0	U	205-99-2	Benzo[b]fluoranthene	2.0	U
90-12-0	1-Methylnaphthalene	2.0	U	191-24-2	Benzo[g,h,i]perylene	2.0	U
58-90-2	2,3,4,6-Tetrachlorophenol	2.0	U	207-08-9	Benzo[k]fluoranthene	2.0	U
95-95-4	2,4,5-Trichlorophenol	2.0	U	111-91-1	bis(2-Chloroethoxy)methan	2.0	U
88-06-2	2,4,6-Trichlorophenol	2.0	U	111-44-4	bis(2-Chloroethyl)ether	0.50	U
120-83-2	2,4-Dichlorophenol	0.50	U	108-60-1	bis(2-chloroisopropyl)ether	2.0	U
105-67-9	2,4-Dimethylphenol	0.55	U	117-81-7	bis(2-Ethylhexyl)phthalate	2.0	U
51-28-5	2,4-Dinitrophenol	9.8	U	85-68-7	Butylbenzylphthalate	2.0	U
121-14-2	2,4-Dinitrotoluene	2.0	U	105-60-2	Caprolactam	2.0	U
606-20-2	2,6-Dinitrotoluene	2.0	U	86-74-8	Carbazole	2.0	U
91-58-7	2-Chloronaphthalene	2.0	U	218-01-9	Chrysene	2.0	U
95-57-8	2-Chlorophenol	2.0	U	53-70-3	Dibenzo[a,h]anthracene	2.0	U
91-57-6	2-Methylnaphthalene	2.0	U	132-64-9	Dibenzofuran	0.68	U
95-48-7	2-Methylphenol	0.50	U	84-66-2	Diethylphthalate	2.0	U
88-74-4	2-Nitroaniline	2.0	U	131-11-3	Dimethylphthalate	2.0	U
88-75-5	2-Nitrophenol	2.0	U	84-74-2	Di-n-butylphthalate	1.1	U
106-44-5	3&4-Methylphenol	0.50	U	117-84-0	Di-n-octylphthalate	2.0	U
91-94-1	3,3'-Dichlorobenzidine	2.0	U	206-44-0	Fluoranthene	2.0	U
99-09-2	3-Nitroaniline	2.0	U	86-73-7	Fluorene	2.0	U
534-52-1	4,6-Dinitro-2-methylphenol	8.1	U	118-74-1	Hexachlorobenzene	2.0	U
101-55-3	4-Bromophenyl-phenylether	2.0	U	87-68-3	Hexachlorobutadiene	2.0	U
59-50-7	4-Chloro-3-methylphenol	2.0	U	77-47-4	Hexachlorocyclopentadiene	2.0	U
106-47-8	4-Chloroaniline	0.50	U	67-72-1	Hexachloroethane	2.0	U
7005-72-3	4-Chlorophenyl-phenylether	2.0	U	193-39-5	Indeno[1,2,3-cd]pyrene	2.0	U
100-01-6	4-Nitroaniline	2.0	U	78-59-1	Isophorone	2.0	U
100-02-7	4-Nitrophenol	2.0	U	91-20-3	Naphthalene	0.50	U
83-32-9	Acenaphthene	2.0	U	98-95-3	Nitrobenzene	2.0	U
208-96-8	Acenaphthylene	2.0	U	621-64-7	N-Nitroso-di-n-propylamine	0.64	U
98-86-2	Acetophenone	2.0	U	86-30-6	n-Nitrosodiphenylamine	2.0	U
120-12-7	Anthracene	2.0	U	87-86-5	Pentachlorophenol	7.6	U
1912-24-9	Atrazine	2.0	U	85-01-8	Phenanthrene	2.0	U
100-52-7	Benzaldehyde	2.0	U	108-95-2	Phenol	2.0	U
56-55-3	Benzo[a]anthracene	2.0	U	129-00-0	Pyrene	2.0	U

Worksheet #: 632477 ***Total Target Concentration*** 0 ColumnID: (^) Indicates results from 2nd column

U - Indicates the compound was analyzed but not detected.
B - Indicates the analyte was found in the blank as well as in the sample.
E - Indicates the analyte concentration exceeds the calibration range of the instrument.
R - Retention Time Out
J - Indicates an estimated value when a compound is detected at less than the specified detection limit.
d - Pesticide %Diff>40% between columns due to coelution. Lower concentration usea

N-Nitrosodiphenylamine decomposes in the GC inlet and is detected as diphenylamine
Chlordane (Total) is sum of a-Chlordane and y-Chlordane.

Quantitation Report (QT Reviewed)

SampleID : AD29415-007 Operator : AH/JB Qt Meth : 10M_0307.M
Data File: 10M89941.D Sam Mult : 1 Vial# : 3 Qt On : 03/21/22 09:57
Acq On : 03/21/22 09:33 Misc : A,BNA Qt Upd On: 03/07/22 15:20

Data Path : G:\GcMsData\2022\GCMS_10\Data\03-21-22\
Qt Path : G:\GCMSDATA\2022\GCMS_10\MethodQt\
Qt Resp Via : Initial Calibration

Compound	R.T.	QIon	Response	Conc	Units	Dev(Min)
Internal Standards						
7) 1,4-Dioxane-d8(INT)	2.537	96	87284	40.00	ng	-0.01
21) 1,4-Dichlorobenzene-d4	5.772	152	171486	40.00	ng	0.00
31) Naphthalene-d8	6.773	136	655964	40.00	ng	0.00
50) Acenaphthene-d10	8.190	164	319772	40.00	ng	0.00
77) Phenanthrene-d10	9.645	188	613279	40.00	ng	0.00
91) Chrysene-d12	12.678	240	488342	40.00	ng	0.00
103) Perylene-d12	14.282	264	501693	40.00	ng	0.00
System Monitoring Compounds						
11) 2-Fluorophenol	4.585	112	270436	49.08	ng	0.01
Spiked Amount 100.000			Recovery = 49.08%			
16) Phenol-d5	5.468	99	233046	35.17	ng	0.01
Spiked Amount 100.000			Recovery = 35.17%			
32) Nitrobenzene-d5	6.222	128	122350	43.62	ng	0.00
Spiked Amount 50.000			Recovery = 87.24%			
55) 2-Fluorobiphenyl	7.607	172	540672	44.10	ng	0.00
Spiked Amount 50.000			Recovery = 88.20%			
80) 2,4,6-Tribromophenol	8.928	330	144782	100.54	ng	0.00
Spiked Amount 100.000			Recovery = 100.54%			
94) Terphenyl-d14	11.437	244	459389	53.16	ng	0.00
Spiked Amount 50.000			Recovery = 106.32%			

Target Compounds Qvalue

(#) = qualifier out of range (m) = manual integration (+) = signals summed

TIC: 10M89941.D\data.ms

Quant QT Reviewed

SampleID : AD29415-007
Data File: 10M89941.D
Acq On : 03/21/22 09:33

Operator : AH/JB
Sam Mult : 1 Vial# : 3
Misc : A,BNA

Qt Meth : 10M_0307.M
Qt On : 03/21/22 09:57
Qt Upd On: 03/07/22 15:20



Form1

ORGANICS SEMIVOLATILE REPORT

Sample Number: AD29415-008
Client Id: TW-2
Data File: 10M89942.D
Analysis Date: 03/21/22 09:55
Date Rec/Extracted: 03/14/22-03/18/22
Column: DB-5MS 30M 0.250mm ID 0.25um film

Method: EPA 8270E
Matrix: Aqueous
Initial Vol: 1000ml
Final Vol: 1ml
Dilution: 1
Solids: 0

Units: ug/L

Cas #	Compound	RL	Conc	Cas #	Compound	RL	Conc
92-52-4	1,1'-Biphenyl	2.0	U	50-32-8	Benzo[a]pyrene	2.0	U
95-94-3	1,2,4,5-Tetrachlorobenzene	2.0	U	205-99-2	Benzo[b]fluoranthene	2.0	U
90-12-0	1-Methylnaphthalene	2.0	U	191-24-2	Benzo[g,h,i]perylene	2.0	U
58-90-2	2,3,4,6-Tetrachlorophenol	2.0	U	207-08-9	Benzo[k]fluoranthene	2.0	U
95-95-4	2,4,5-Trichlorophenol	2.0	U	111-91-1	bis(2-Chloroethoxy)methan	2.0	U
88-06-2	2,4,6-Trichlorophenol	2.0	U	111-44-4	bis(2-Chloroethyl)ether	0.50	U
120-83-2	2,4-Dichlorophenol	0.50	U	108-60-1	bis(2-chloroisopropyl)ether	2.0	U
105-67-9	2,4-Dimethylphenol	0.55	U	117-81-7	bis(2-Ethylhexyl)phthalate	2.0	U
51-28-5	2,4-Dinitrophenol	9.8	U	85-68-7	Butylbenzylphthalate	2.0	U
121-14-2	2,4-Dinitrotoluene	2.0	U	105-60-2	Caprolactam	2.0	U
606-20-2	2,6-Dinitrotoluene	2.0	U	86-74-8	Carbazole	2.0	U
91-58-7	2-Chloronaphthalene	2.0	U	218-01-9	Chrysene	2.0	U
95-57-8	2-Chlorophenol	2.0	U	53-70-3	Dibenzo[a,h]anthracene	2.0	U
91-57-6	2-Methylnaphthalene	2.0	U	132-64-9	Dibenzofuran	0.68	U
95-48-7	2-Methylphenol	0.50	U	84-66-2	Diethylphthalate	2.0	U
88-74-4	2-Nitroaniline	2.0	U	131-11-3	Dimethylphthalate	2.0	U
88-75-5	2-Nitrophenol	2.0	U	84-74-2	Di-n-butylphthalate	1.1	U
106-44-5	3&4-Methylphenol	0.50	U	117-84-0	Di-n-octylphthalate	2.0	U
91-94-1	3,3'-Dichlorobenzidine	2.0	U	206-44-0	Fluoranthene	2.0	U
99-09-2	3-Nitroaniline	2.0	U	86-73-7	Fluorene	2.0	U
534-52-1	4,6-Dinitro-2-methylphenol	8.1	U	118-74-1	Hexachlorobenzene	2.0	U
101-55-3	4-Bromophenyl-phenylether	2.0	U	87-68-3	Hexachlorobutadiene	2.0	U
59-50-7	4-Chloro-3-methylphenol	2.0	U	77-47-4	Hexachlorocyclopentadiene	2.0	U
106-47-8	4-Chloroaniline	0.50	U	67-72-1	Hexachloroethane	2.0	U
7005-72-3	4-Chlorophenyl-phenylether	2.0	U	193-39-5	Indeno[1,2,3-cd]pyrene	2.0	U
100-01-6	4-Nitroaniline	2.0	U	78-59-1	Isophorone	2.0	U
100-02-7	4-Nitrophenol	2.0	U	91-20-3	Naphthalene	0.50	U
83-32-9	Acenaphthene	2.0	U	98-95-3	Nitrobenzene	2.0	U
208-96-8	Acenaphthylene	2.0	U	621-64-7	N-Nitroso-di-n-propylamine	0.64	U
98-86-2	Acetophenone	2.0	U	86-30-6	n-Nitrosodiphenylamine	2.0	U
120-12-7	Anthracene	2.0	U	87-86-5	Pentachlorophenol	7.6	U
1912-24-9	Atrazine	2.0	U	85-01-8	Phenanthrene	2.0	U
100-52-7	Benzaldehyde	2.0	U	108-95-2	Phenol	2.0	U
56-55-3	Benzo[a]anthracene	2.0	U	129-00-0	Pyrene	2.0	U

Worksheet #: 632477 ***Total Target Concentration*** 0 ColumnID: (^) Indicates results from 2nd column

U - Indicates the compound was analyzed but not detected.
B - Indicates the analyte was found in the blank as well as in the sample.
E - Indicates the analyte concentration exceeds the calibration range of the instrument.
R - Retention Time Out
J - Indicates an estimated value when a compound is detected at less than the specified detection limit.
d - Pesticide %Diff>40% between columns due to coelution. Lower concentration used

N-Nitrosodiphenylamine decomposes in the GC inlet and is detected as diphenylamine
Chlordane (Total) is sum of a-Chlordane and y-Chlordane.

Quantitation Report (QT Reviewed) **2031407 0152**

SampleID : AD29415-008 Operator : AH/JB Qt Meth : 10M_0307.M
Data File: 10M89942.D Sam Mult : 1 Vial# : 4 Qt On : 03/21/22 12:05
Acq On : 03/21/22 09:55 Misc : A,BNA Qt Upd On: 03/07/22 15:20

Data Path : G:\GcMsData\2022\GCMS_10\Data\03-21-22\
Qt Path : G:\GCMSDATA\2022\GCMS_10\MethodQt\
Qt Resp Via : Initial Calibration

Compound	R.T.	QIon	Response	Conc Units	Dev(Min)
Internal Standards					
7) 1,4-Dioxane-d8(INT)	2.536	96	88899	40.00 ng	-0.01
21) 1,4-Dichlorobenzene-d4	5.767	152	169261	40.00 ng	0.00
31) Naphthalene-d8	6.772	136	652987	40.00 ng	0.00
50) Acenaphthene-d10	8.190	164	319021	40.00 ng	0.00
77) Phenanthrene-d10	9.639	188	611700	40.00 ng	0.00
91) Chrysene-d12	12.677	240	479830	40.00 ng	0.00
103) Perylene-d12	14.282	264	478040	40.00 ng	0.00
System Monitoring Compounds					
11) 2-Fluorophenol	4.585	112	307131	54.73 ng	0.01
Spiked Amount 100.000			Recovery = 54.73%		
16) Phenol-d5	5.467	99	263807	39.08 ng	0.01
Spiked Amount 100.000			Recovery = 39.08%		
32) Nitrobenzene-d5	6.222	128	131401	47.06 ng	0.00
Spiked Amount 50.000			Recovery = 94.12%		
55) 2-Fluorobiphenyl	7.607	172	571580	46.73 ng	0.00
Spiked Amount 50.000			Recovery = 93.46%		
80) 2,4,6-Tribromophenol	8.923	330	158523	110.37 ng	0.00
Spiked Amount 100.000			Recovery = 110.37%		
94) Terphenyl-d14	11.436	244	488482	57.53 ng	0.00
Spiked Amount 50.000			Recovery = 115.06%		

Target Compounds Qvalue

(#) = qualifier out of range (m) = manual integration (+) = signals summed

TIC: 10M89942.D\data.ms

Quant QT Reviewed

SampleID : AD29415-008
Data File: 10M89942.D
Acq On : 03/21/22 09:55

Operator : AH/JB
Sam Mult : 1 Vial# : 4
Misc : A,BNA

Qt Meth : 10M_0307.M
Qt On : 03/21/22 12:05
Qt Upd On: 03/07/22 15:20



Form1

ORGANICS SEMIVOLATILE REPORT

Sample Number: AD29415-009
Client Id: TW-3
Data File: 10M89943.D
Analysis Date: 03/21/22 10:18
Date Rec/Extracted: 03/14/22-03/18/22
Column: DB-5MS 30M 0.250mm ID 0.25um film

Method: EPA 8270E
Matrix: Aqueous
Initial Vol: 1000ml
Final Vol: 1ml
Dilution: 1
Solids: 0

Units: ug/L

Cas #	Compound	RL	Conc	Cas #	Compound	RL	Conc
92-52-4	1,1'-Biphenyl	2.0	U	50-32-8	Benzo[a]pyrene	2.0	U
95-94-3	1,2,4,5-Tetrachlorobenzene	2.0	U	205-99-2	Benzo[b]fluoranthene	2.0	U
90-12-0	1-Methylnaphthalene	2.0	U	191-24-2	Benzo[g,h,i]perylene	2.0	U
58-90-2	2,3,4,6-Tetrachlorophenol	2.0	U	207-08-9	Benzo[k]fluoranthene	2.0	U
95-95-4	2,4,5-Trichlorophenol	2.0	U	111-91-1	bis(2-Chloroethoxy)methan	2.0	U
88-06-2	2,4,6-Trichlorophenol	2.0	U	111-44-4	bis(2-Chloroethyl)ether	0.50	U
120-83-2	2,4-Dichlorophenol	0.50	U	108-60-1	bis(2-chloroisopropyl)ether	2.0	U
105-67-9	2,4-Dimethylphenol	0.55	U	117-81-7	bis(2-Ethylhexyl)phthalate	2.0	U
51-28-5	2,4-Dinitrophenol	9.8	U	85-68-7	Butylbenzylphthalate	2.0	U
121-14-2	2,4-Dinitrotoluene	2.0	U	105-60-2	Caprolactam	2.0	U
606-20-2	2,6-Dinitrotoluene	2.0	U	86-74-8	Carbazole	2.0	U
91-58-7	2-Chloronaphthalene	2.0	U	218-01-9	Chrysene	2.0	U
95-57-8	2-Chlorophenol	2.0	U	53-70-3	Dibenzo[a,h]anthracene	2.0	U
91-57-6	2-Methylnaphthalene	2.0	U	132-64-9	Dibenzofuran	0.68	U
95-48-7	2-Methylphenol	0.50	U	84-66-2	Diethylphthalate	2.0	U
88-74-4	2-Nitroaniline	2.0	U	131-11-3	Dimethylphthalate	2.0	U
88-75-5	2-Nitrophenol	2.0	U	84-74-2	Di-n-butylphthalate	1.1	U
106-44-5	3&4-Methylphenol	0.50	U	117-84-0	Di-n-octylphthalate	2.0	U
91-94-1	3,3'-Dichlorobenzidine	2.0	U	206-44-0	Fluoranthene	2.0	U
99-09-2	3-Nitroaniline	2.0	U	86-73-7	Fluorene	2.0	U
534-52-1	4,6-Dinitro-2-methylphenol	8.1	U	118-74-1	Hexachlorobenzene	2.0	U
101-55-3	4-Bromophenyl-phenylether	2.0	U	87-68-3	Hexachlorobutadiene	2.0	U
59-50-7	4-Chloro-3-methylphenol	2.0	U	77-47-4	Hexachlorocyclopentadiene	2.0	U
106-47-8	4-Chloroaniline	0.50	U	67-72-1	Hexachloroethane	2.0	U
7005-72-3	4-Chlorophenyl-phenylether	2.0	U	193-39-5	Indeno[1,2,3-cd]pyrene	2.0	U
100-01-6	4-Nitroaniline	2.0	U	78-59-1	Isophorone	2.0	U
100-02-7	4-Nitrophenol	2.0	U	91-20-3	Naphthalene	0.50	U
83-32-9	Acenaphthene	2.0	U	98-95-3	Nitrobenzene	2.0	U
208-96-8	Acenaphthylene	2.0	U	621-64-7	N-Nitroso-di-n-propylamine	0.64	U
98-86-2	Acetophenone	2.0	U	86-30-6	n-Nitrosodiphenylamine	2.0	U
120-12-7	Anthracene	2.0	U	87-86-5	Pentachlorophenol	7.6	U
1912-24-9	Atrazine	2.0	U	85-01-8	Phenanthrene	2.0	U
100-52-7	Benzaldehyde	2.0	U	108-95-2	Phenol	2.0	U
56-55-3	Benzo[a]anthracene	2.0	U	129-00-0	Pyrene	2.0	U

Worksheet #: 632477 ***Total Target Concentration*** 0 ColumnID: (^) Indicates results from 2nd column

U - Indicates the compound was analyzed but not detected.
B - Indicates the analyte was found in the blank as well as in the sample.
E - Indicates the analyte concentration exceeds the calibration range of the instrument.
R - Retention Time Out
J - Indicates an estimated value when a compound is detected at less than the specified detection limit.
d - Pesticide %Diff>40% between columns due to coelution. Lower concentration use

N-Nitrosodiphenylamine decomposes in the GC inlet and is detected as diphenylamine
Chlordane (Total) is sum of a-Chlordane and y-Chlordane.

SampleID : AD29415-009 Operator : AH/JB Qt Meth : 10M_0307.M
Data File: 10M89943.D Sam Mult : 1 Vial# : 5 Qt On : 03/21/22 12:05
Acq On : 03/21/22 10:18 Misc : A,BNA Qt Upd On: 03/07/22 15:20

Data Path : G:\GcMsData\2022\GCMS_10\Data\03-21-22\
Qt Path : G:\GCMSDATA\2022\GCMS_10\MethodQt\
Qt Resp Via : Initial Calibration

Compound	R.T.	QIon	Response	Conc	Units	Dev(Min)
Internal Standards						
7) 1,4-Dioxane-d8(INT)	2.542	96	84717	40.00	ng	0.00
21) 1,4-Dichlorobenzene-d4	5.772	152	160680	40.00	ng	0.00
31) Naphthalene-d8	6.773	136	624231	40.00	ng	0.00
50) Acenaphthene-d10	8.190	164	306535	40.00	ng	0.00
77) Phenanthrene-d10	9.639	188	599989	40.00	ng	0.00
91) Chrysene-d12	12.677	240	459410	40.00	ng	0.00
103) Perylene-d12	14.282	264	465878	40.00	ng	0.00
System Monitoring Compounds						
11) 2-Fluorophenol	4.585	112	248527	46.47	ng	0.01
Spiked Amount 100.000			Recovery = 46.47%			
16) Phenol-d5	5.467	99	210983	32.80	ng	0.01
Spiked Amount 100.000			Recovery = 32.80%			
32) Nitrobenzene-d5	6.222	128	116553	43.67	ng	0.00
Spiked Amount 50.000			Recovery = 87.34%			
55) 2-Fluorobiphenyl	7.607	172	528160	44.94	ng	0.00
Spiked Amount 50.000			Recovery = 89.88%			
80) 2,4,6-Tribromophenol	8.923	330	148414	105.35	ng	0.00
Spiked Amount 100.000			Recovery = 105.35%			
94) Terphenyl-d14	11.437	244	458710	56.43	ng	0.00
Spiked Amount 50.000			Recovery = 112.86%			

Target Compounds Qvalue

(#) = qualifier out of range (m) = manual integration (+) = signals summed

TIC: 10M89943.D\data.ms

Quant QT Reviewed

SampleID : AD29415-009
Data File: 10M89943.D
Acq On : 03/21/22 10:18

Operator : AH/JB
Sam Mult : 1 Vial# : 5
Misc : A,BNA

Qt Meth : 10M_0307.M
Qt On : 03/21/22 12:05
Qt Upd On: 03/07/22 15:20



Form1

ORGANICS SEMIVOLATILE REPORT

Sample Number: SMB99097
Client Id:
Data File: 7M120341.D
Analysis Date: 03/16/22 09:32
Date Rec/Extracted: NA-03/15/22
Column: DB-5MS 30M 0.250mm ID 0.25um film

Method: EPA 8270E
Matrix: Soil
Initial Vol: 30g
Final Vol: 0.5ml
Dilution: 1
Solids: 100

Units: mg/Kg

Cas #	Compound	RL	Conc	Cas #	Compound	RL	Conc
92-52-4	1,1'-Biphenyl	0.033	U	50-32-8	Benzo[a]pyrene	0.033	U
95-94-3	1,2,4,5-Tetrachlorobenzene	0.033	U	205-99-2	Benzo[b]fluoranthene	0.033	U
90-12-0	1-Methylnaphthalene	0.033	U	191-24-2	Benzo[g,h,i]perylene	0.033	U
58-90-2	2,3,4,6-Tetrachlorophenol	0.033	U	207-08-9	Benzo[k]fluoranthene	0.033	U
95-95-4	2,4,5-Trichlorophenol	0.033	U	111-91-1	bis(2-Chloroethoxy)methan	0.033	U
88-06-2	2,4,6-Trichlorophenol	0.033	U	111-44-4	bis(2-Chloroethyl)ether	0.0083	U
120-83-2	2,4-Dichlorophenol	0.013	U	108-60-1	bis(2-chloroisopropyl)ether	0.033	U
105-67-9	2,4-Dimethylphenol	0.016	U	117-81-7	bis(2-Ethylhexyl)phthalate	0.033	U
51-28-5	2,4-Dinitrophenol	0.17	U	85-68-7	Butylbenzylphthalate	0.033	U
121-14-2	2,4-Dinitrotoluene	0.033	U	105-60-2	Caprolactam	0.033	U
606-20-2	2,6-Dinitrotoluene	0.033	U	86-74-8	Carbazole	0.033	U
91-58-7	2-Chloronaphthalene	0.033	U	218-01-9	Chrysene	0.033	U
95-57-8	2-Chlorophenol	0.033	U	53-70-3	Dibenzo[a,h]anthracene	0.033	U
91-57-6	2-Methylnaphthalene	0.033	U	132-64-9	Dibenzofuran	0.0084	U
95-48-7	2-Methylphenol	0.0096	U	84-66-2	Diethylphthalate	0.033	U
88-74-4	2-Nitroaniline	0.033	U	131-11-3	Dimethylphthalate	0.033	U
88-75-5	2-Nitrophenol	0.033	U	84-74-2	Di-n-butylphthalate	0.038	U
106-44-5	3&4-Methylphenol	0.0097	U	117-84-0	Di-n-octylphthalate	0.033	U
91-94-1	3,3'-Dichlorobenzidine	0.033	U	206-44-0	Fluoranthene	0.033	U
99-09-2	3-Nitroaniline	0.033	U	86-73-7	Fluorene	0.033	U
534-52-1	4,6-Dinitro-2-methylphenol	0.17	U	118-74-1	Hexachlorobenzene	0.033	U
101-55-3	4-Bromophenyl-phenylether	0.033	U	87-68-3	Hexachlorobutadiene	0.033	U
59-50-7	4-Chloro-3-methylphenol	0.033	U	77-47-4	Hexachlorocyclopentadiene	0.11	U
106-47-8	4-Chloroaniline	0.015	U	67-72-1	Hexachloroethane	0.033	U
7005-72-3	4-Chlorophenyl-phenylether	0.033	U	193-39-5	Indeno[1,2,3-cd]pyrene	0.033	U
100-01-6	4-Nitroaniline	0.033	U	78-59-1	Isophorone	0.033	U
100-02-7	4-Nitrophenol	0.033	U	91-20-3	Naphthalene	0.0096	U
83-32-9	Acenaphthene	0.033	U	98-95-3	Nitrobenzene	0.033	U
208-96-8	Acenaphthylene	0.033	U	621-64-7	N-Nitroso-di-n-propylamine	0.013	U
98-86-2	Acetophenone	0.033	U	86-30-6	n-Nitrosodiphenylamine	0.11	U
120-12-7	Anthracene	0.033	U	87-86-5	Pentachlorophenol	0.17	U
1912-24-9	Atrazine	0.033	U	85-01-8	Phenanthrene	0.033	U
100-52-7	Benzaldehyde	0.36	U	108-95-2	Phenol	0.033	U
56-55-3	Benzo[a]anthracene	0.033	U	129-00-0	Pyrene	0.033	U

Worksheet #: 632477 ***Total Target Concentration*** 0 ColumnID: (^) Indicates results from 2nd column

U - Indicates the compound was analyzed but not detected.
B - Indicates the analyte was found in the blank as well as in the sample.
E - Indicates the analyte concentration exceeds the calibration range of the instrument.
R - Retention Time Out
J - Indicates an estimated value when a compound is detected at less than the specified detection limit.
d - Pesticide %Diff>40% between columns due to coelution. Lower concentration usea

N-Nitrosodiphenylamine decomposes in the GC inlet and is detected as diphenylamine
Chlordane (Total) is sum of a-Chlordane and y-Chlordane.

Quantitation Report (QT/LSC Reviewed) **2031407 0158**

SampleID : SMB99097 Operator : AH/JB Qt Meth : 7M_0224.M
Data File: 7M120341.D Sam Mult : 1 Vial# : 3 Qt On : 03/16/22 10:12
Acq On : 03/16/22 09:32 Misc : S,BNA Qt Upd On: 02/24/22 14:46

Data Path : G:\GcMsData\2022\GCMS_7\Data\03-16-22\
Qt Path : G:\GCMSDATA\2022\GCMS_7\MethodQt\
Qt Resp Via : Initial Calibration

Compound	R.T.	QIon	Response	Conc Units	Dev(Min)
Internal Standards					
7) 1,4-Dioxane-d8(INT)	2.599	96	43634	40.00 ng	-0.06
21) 1,4-Dichlorobenzene-d4	5.836	152	80780	40.00 ng	-0.03
31) Naphthalene-d8	6.841	136	309485	40.00 ng	-0.04
50) Acenaphthene-d10	8.280	164	158571	40.00 ng	-0.03
77) Phenanthrene-d10	9.749	188	315018	40.00 ng	-0.03
91) Chrysene-d12	12.810	240	260118	40.00 ng	-0.04
103) Perylene-d12	14.450	264	249962	40.00 ng	-0.05
System Monitoring Compounds					
11) 2-Fluorophenol	4.661	112	226822	81.20 ng	-0.02
Spiked Amount 100.000			Recovery = 81.20%		
16) Phenol-d5	5.531	99	273329	85.27 ng	-0.02
Spiked Amount 100.000			Recovery = 85.27%		
32) Nitrobenzene-d5	6.283	128	58393	45.81 ng	-0.03
Spiked Amount 50.000			Recovery = 91.62%		
55) 2-Fluorobiphenyl	7.687	172	267633	41.17 ng	-0.03
Spiked Amount 50.000			Recovery = 82.34%		
80) 2,4,6-Tribromophenol	9.021	330	78817	86.64 ng	-0.03
Spiked Amount 100.000			Recovery = 86.64%		
94) Terphenyl-d14	11.559	244	238455	45.81 ng	-0.03
Spiked Amount 50.000			Recovery = 91.62%		

Target Compounds Qvalue

(#) = qualifier out of range (m) = manual integration (+) = signals summed

TIC: 7M120341.D\data.ms

Quant QT/LSC Reviewed

SampleID : SMB99097
Data File: 7M120341.D
Acq On : 03/16/22 09:32

Operator : AH/JB
Sam Mult : 1 Vial# : 3
Misc : S,BNA

Qt Meth : 7M_0224.M
Qt On : 03/16/22 10:12
Qt Upd On: 02/24/22 14:46



Form1

ORGANICS SEMIVOLATILE REPORT

Sample Number: WMB99128
Client Id:
Data File: 10M89946.D
Analysis Date: 03/21/22 11:24
Date Rec/Extracted: NA-03/18/22
Column: DB-5MS 30M 0.250mm ID 0.25um film

Method: EPA 8270E
Matrix: Aqueous
Initial Vol: 1000ml
Final Vol: 1ml
Dilution: 1
Solids: 0

Units: ug/L

Cas #	Compound	RL	Conc	Cas #	Compound	RL	Conc
92-52-4	1,1'-Biphenyl	2.0	U	50-32-8	Benzo[a]pyrene	2.0	U
95-94-3	1,2,4,5-Tetrachlorobenzene	2.0	U	205-99-2	Benzo[b]fluoranthene	2.0	U
90-12-0	1-Methylnaphthalene	2.0	U	191-24-2	Benzo[g,h,i]perylene	2.0	U
58-90-2	2,3,4,6-Tetrachlorophenol	2.0	U	207-08-9	Benzo[k]fluoranthene	2.0	U
95-95-4	2,4,5-Trichlorophenol	2.0	U	111-91-1	bis(2-Chloroethoxy)methan	2.0	U
88-06-2	2,4,6-Trichlorophenol	2.0	U	111-44-4	bis(2-Chloroethyl)ether	0.50	U
120-83-2	2,4-Dichlorophenol	0.50	U	108-60-1	bis(2-chloroisopropyl)ether	2.0	U
105-67-9	2,4-Dimethylphenol	0.55	U	117-81-7	bis(2-Ethylhexyl)phthalate	2.0	U
51-28-5	2,4-Dinitrophenol	9.8	U	85-68-7	Butylbenzylphthalate	2.0	U
121-14-2	2,4-Dinitrotoluene	2.0	U	105-60-2	Caprolactam	2.0	U
606-20-2	2,6-Dinitrotoluene	2.0	U	86-74-8	Carbazole	2.0	U
91-58-7	2-Chloronaphthalene	2.0	U	218-01-9	Chrysene	2.0	U
95-57-8	2-Chlorophenol	2.0	U	53-70-3	Dibenzo[a,h]anthracene	2.0	U
91-57-6	2-Methylnaphthalene	2.0	U	132-64-9	Dibenzofuran	0.68	U
95-48-7	2-Methylphenol	0.50	U	84-66-2	Diethylphthalate	2.0	U
88-74-4	2-Nitroaniline	2.0	U	131-11-3	Dimethylphthalate	2.0	U
88-75-5	2-Nitrophenol	2.0	U	84-74-2	Di-n-butylphthalate	1.1	U
106-44-5	3&4-Methylphenol	0.50	U	117-84-0	Di-n-octylphthalate	2.0	U
91-94-1	3,3'-Dichlorobenzidine	2.0	U	206-44-0	Fluoranthene	2.0	U
99-09-2	3-Nitroaniline	2.0	U	86-73-7	Fluorene	2.0	U
534-52-1	4,6-Dinitro-2-methylphenol	8.1	U	118-74-1	Hexachlorobenzene	2.0	U
101-55-3	4-Bromophenyl-phenylether	2.0	U	87-68-3	Hexachlorobutadiene	2.0	U
59-50-7	4-Chloro-3-methylphenol	2.0	U	77-47-4	Hexachlorocyclopentadiene	2.0	U
106-47-8	4-Chloroaniline	0.50	U	67-72-1	Hexachloroethane	2.0	U
7005-72-3	4-Chlorophenyl-phenylether	2.0	U	193-39-5	Indeno[1,2,3-cd]pyrene	2.0	U
100-01-6	4-Nitroaniline	2.0	U	78-59-1	Isophorone	2.0	U
100-02-7	4-Nitrophenol	2.0	U	91-20-3	Naphthalene	0.50	U
83-32-9	Acenaphthene	2.0	U	98-95-3	Nitrobenzene	2.0	U
208-96-8	Acenaphthylene	2.0	U	621-64-7	N-Nitroso-di-n-propylamine	0.64	U
98-86-2	Acetophenone	2.0	U	86-30-6	n-Nitrosodiphenylamine	2.0	U
120-12-7	Anthracene	2.0	U	87-86-5	Pentachlorophenol	7.6	U
1912-24-9	Atrazine	2.0	U	85-01-8	Phenanthrene	2.0	U
100-52-7	Benzaldehyde	2.0	U	108-95-2	Phenol	2.0	U
56-55-3	Benzo[a]anthracene	2.0	U	129-00-0	Pyrene	2.0	U

Worksheet #: 632477 ***Total Target Concentration*** 0 ColumnID: (^) Indicates results from 2nd column

U - Indicates the compound was analyzed but not detected.
B - Indicates the analyte was found in the blank as well as in the sample.
E - Indicates the analyte concentration exceeds the calibration range of the instrument.
R - Retention Time Out
J - Indicates an estimated value when a compound is detected at less than the specified detection limit.
d - Pesticide %Diff>40% between columns due to coelution. Lower concentration usea

N-Nitrosodiphenylamine decomposes in the GC inlet and is detected as diphenylamine
Chlordane (Total) is sum of a-Chlordane and y-Chlordane.

Quantitation Report (QT Reviewed) **2031407 0161**

SampleID : WMB99128 Operator : AH/JB Qt Meth : 10M_0307.M
Data File: 10M89946.D Sam Mult : 1 Vial# : 8 Qt On : 03/21/22 12:05
Acq On : 03/21/22 11:24 Misc : A,BNA Qt Upd On: 03/07/22 15:20

Data Path : G:\GcMsData\2022\GCMS_10\Data\03-21-22\
Qt Path : G:\GCMSDATA\2022\GCMS_10\MethodQt\
Qt Resp Via : Initial Calibration

Compound	R.T.	QIon	Response	Conc Units	Dev(Min)
Internal Standards					
7) 1,4-Dioxane-d8(INT)	2.542	96	84987	40.00 ng	0.00
21) 1,4-Dichlorobenzene-d4	5.772	152	162285	40.00 ng	0.00
31) Naphthalene-d8	6.773	136	652948	40.00 ng	0.00
50) Acenaphthene-d10	8.190	164	299899	40.00 ng	0.00
77) Phenanthrene-d10	9.639	188	590601	40.00 ng	0.00
91) Chrysene-d12	12.677	240	484241	40.00 ng	0.00
103) Perylene-d12	14.282	264	480798	40.00 ng	0.00
System Monitoring Compounds					
11) 2-Fluorophenol	4.585	112	288369	53.75 ng	0.01
Spiked Amount 100.000			Recovery = 53.75%		
16) Phenol-d5	5.467	99	242280	37.55 ng	0.01
Spiked Amount 100.000			Recovery = 37.55%		
32) Nitrobenzene-d5	6.222	128	128643	46.08 ng	0.00
Spiked Amount 50.000			Recovery = 92.16%		
55) 2-Fluorobiphenyl	7.607	172	560109	48.71 ng	0.00
Spiked Amount 50.000			Recovery = 97.42%		
80) 2,4,6-Tribromophenol	8.923	330	144947	104.52 ng	0.00
Spiked Amount 100.000			Recovery = 104.52%		
94) Terphenyl-d14	11.437	244	479747	55.99 ng	0.00
Spiked Amount 50.000			Recovery = 111.98%		

Target Compounds Qvalue

(#) = qualifier out of range (m) = manual integration (+) = signals summed

TIC: 10M89946.D\data.ms

Quant QT Reviewed

SampleID : WMB99128
Data File: 10M89946.D
Acq On : 03/21/22 11:24

Operator : AH/JB
Sam Mult : 1 Vial# : 8
Misc : A,BNA

Qt Meth : 10M_0307.M
Qt On : 03/21/22 12:05
Qt Upd On: 03/07/22 15:20



FORM2

Surrogate Recovery

Method: EPA 8270E

Dfile	Sample#	Matrix	Date/Time	Surr Dil	Dilute Out Flag	Column1 S1 Recov	Column1 S2 Recov	Column1 S3 Recov	Column1 S4 Recov	Column1 S5 Recov	Column1 S6 Recov
10M89869.D	SMB99097	S	03/16/22 09:10	1		99	86	90	89	106	104
10M89946.D	WMB99128	A	03/21/22 11:24	1		54	38	92	97	105	112
7M120341.D	SMB99097	S	03/16/22 09:32	1		81	85	92	82	87	92
7M120356.D	AD29415-001(10X)	S	03/16/22 15:39	10		86	90	88	86	90	96
7M120352.D	AD29415-002(20X)	S	03/16/22 14:04	40		78	80	77	84	78	96
7M120357.D	AD29415-005(10X)	S	03/16/22 16:03	10		88	89	82	89	82	103
7M120355.D	AD29415-006(3X)	S	03/16/22 15:15	3		88	92	90	86	84	89
10M89941.D	AD29415-007	A	03/21/22 09:33	1		49	35	87	88	101	106
10M89942.D	AD29415-008	A	03/21/22 09:55	1		55	39	94	93	110	115
10M89943.D	AD29415-009	A	03/21/22 10:18	1		46	33	87	90	105	113
10M89870.D	SMB99097(MS)	S	03/16/22 09:32	1		98	109	91	91	104	103
7M120358.D	AD29273-005	S	03/16/22 16:26	1		97	102	115	112	145	108
7M120360.D	AD29273-005(MS)	S	03/16/22 17:14	1		82	87	96	94	120	92
7M120361.D	AD29273-005(MSD)	S	03/16/22 17:37	1		86	90	100	102	127	95
9M112029.D	WMB99128(MS)	A	03/21/22 09:03	1		51	36	96	89	110	108
9M112031.D	AD29408-001(MS)	A	03/21/22 09:49	1		64	56	94	91	114	112
9M112032.D	AD29408-001(MSD)	A	03/21/22 10:12	1		66	58	93	88	114	113
9M112038.D	AD29408-001	A	03/21/22 12:31	1		71	60	97	100	111	133

Flags: SD=Surrogate diluted out
*=Surrogate out

Method: EPA 8270E

Soil Laboratory Limits

Compound	Spike Amt	Limits
S1=2-Fluorophenol	100	43-128
S2=Phenol-d5	100	49-129
S3=Nitrobenzene-d5	50	52-129
S4=2-Fluorobiphenyl	50	58-125
S5=2,4,6-Tribromophenol	100	54-145
S6=Terphenyl-d14	50	58-148

Aqueous Laboratory Limits

Compound	Spike Amt	Limits
S1=2-Fluorophenol	100	29-113
S2=Phenol-d5	100	27-115
S3=Nitrobenzene-d5	50	51-139
S4=2-Fluorobiphenyl	50	53-129
S5=2,4,6-Tribromophenol	100	54-149
S6=Terphenyl-d14	50	55-146

Form3
Recovery Data Laboratory Limits
QC Batch: WMB99128

	Data File	Sample ID:	Analysis Date
Spike or Dup:	9M112029.D	WMB99128(MS)	3/21/2022 9:03:00 AM
Non Spike(If applicable):			
Inst Blank(If applicable):			

Method: 8270E Matrix: Aqueous Units: ug/L QC Type: MBS

Analyte:	Col	Spike Conc	Sample Conc	Expected Conc	Recovery	Lower Limit	Upper Limit
1,4-Dioxane	1	53.7647	0	100	54	20	160
Pyridine	1	35.3017	0	100	35	5	150
N-Nitrosodimethylamine	1	54.5397	0	100	55	50	150
Benzaldehyde	1	64.5088	0	100	65	20	220
Aniline	1	57.2912	0	100	57	20	150
Pentachloroethane	1	86.0607	0	100	86	50	130
bis(2-Chloroethyl)ether	1	77.8918	0	100	78	50	130
Phenol	1	37.9358	0	100	38	20	150
2-Chlorophenol	1	81.81	0	100	82	70	130
N-Decane	1	79.8346	0	100	80	40	130
1,3-Dichlorobenzene	1	73.6966	0	100	74	50	130
1,4-Dichlorobenzene	1	76.6943	0	100	77	50	130
1,2-Dichlorobenzene	1	75.3881	0	100	75	50	130
Benzyl alcohol	1	80.3888	0	100	80	70	130
bis(2-chloroisopropyl)ether	1	70.9044	0	100	71	40	130
2-Methylphenol	1	76.4637	0	100	76	60	130
Acetophenone	1	91.8467	0	100	92	50	130
Hexachloroethane	1	77.086	0	100	77	50	130
N-Nitroso-di-n-propylamine	1	82.1022	0	100	82	50	130
3&4-Methylphenol	1	75.586	0	100	76	50	130
Nitrobenzene	1	86.8564	0	100	87	70	130
Isophorone	1	79.959	0	100	80	70	130
2-Nitrophenol	1	97.8741	0	100	98	70	130
2,4-Dimethylphenol	1	79.7698	0	100	80	40	130
Benzoic Acid	1	42.4693	0	100	42	20	130
bis(2-Chloroethoxy)methane	1	85.5347	0	100	86	70	130
2,4-Dichlorophenol	1	91.19	0	100	91	70	130
1,2,4-Trichlorobenzene	1	81.3411	0	100	81	50	130
Naphthalene	1	81.9219	0	100	82	70	130
4-Chloroaniline	1	121.1575	0	100	121	50	150
Hexachlorobutadiene	1	78.8613	0	100	79	70	130
Caprolactam	1	37.6426	0	100	38	20	130
4-Chloro-3-methylphenol	1	97.459	0	100	97	70	130
2-Methylnaphthalene	1	92.2444	0	100	92	70	130
1-Methylnaphthalene	1	95.8312	0	100	96	70	130
1,1'-Biphenyl	1	100.5525	0	100	101	70	130
1,2,4,5-Tetrachlorobenzene	1	94.4279	0	100	94	70	130
Hexachlorocyclopentadiene	1	96.5098	0	100	97	20	130
2,4,6-Trichlorophenol	1	99.6483	0	100	100	70	130
2,4,5-Trichlorophenol	1	98.2729	0	100	98	70	130
2-Chloronaphthalene	1	87.7398	0	100	88	70	130
1,4-Dimethylnaphthalene	1	101.5577	0	100	102	70	130
Diphenyl Ether	1	97.7628	0	100	98	70	130
2-Nitroaniline	1	104.8527	0	100	105	50	150
Coumarin	1	104.8936	0	100	105	70	130
Acenaphthylene	1	87.2088	0	100	87	70	130
Dimethylphthalate	1	91.859	0	100	92	70	130
2,6-Dinitrotoluene	1	93.8822	0	100	94	70	130
Acenaphthene	1	89.1707	0	100	89	70	130
3-Nitroaniline	1	104.2222	0	100	104	50	150
2,4-Dinitrophenol	1	109.3555	0	100	109	20	150
Dibenzofuran	1	95.2161	0	100	95	70	130
2,4-Dinitrotoluene	1	89.0347	0	100	89	40	130
4-Nitrophenol	1	47.5015	0	100	48	20	150
2,3,4,6-Tetrachlorophenol	1	99.4568	0	100	99	70	130
Fluorene	1	90.2129	0	100	90	70	130
4-Chlorophenyl-phenylether	1	92.3571	0	100	92	70	130
Diethylphthalate	1	90.9107	0	100	91	50	130
4-Nitroaniline	1	108.9948	0	100	109	50	150
Atrazine	1	90.4329	0	100	90	50	130
4,6-Dinitro-2-methylphenol	1	108.9551	0	100	109	40	130

* - Indicates outside of limits # - Indicates outside of standard limits but within method exceedance limits

Bold and underline - Indicates the compounds reported on form1

Form3
Recovery Data Laboratory Limits
QC Batch: WMB99128

Method: 8270E | Matrix: Aqueous | Units: ug/L | QC Type: MBS

Analyte:	Col	Spike Conc	Sample Conc	Expected Conc	Recovery	Lower Limit	Upper Limit
n-Nitrosodiphenylamine	1	75.3693	0	100	75	50	130
1,2-Diphenylhydrazine	1	87.8959	0	100	88	70	130
4-Bromophenyl-phenylether	1	92.9291	0	100	93	70	130
Hexachlorobenzene	1	90.0534	0	100	90	70	130
N-Octadecane	1	111.5593	0	100	112	70	130
Pentachlorophenol	1	117.7359	0	100	118	40	130
Phenanthrene	1	92.2273	0	100	92	70	130
Anthracene	1	91.048	0	100	91	70	130
Carbazole	1	104.6112	0	100	105	70	130
Di-n-butylphthalate	1	93.781	0	100	94	70	130
Fluoranthene	1	96.1478	0	100	96	70	130
Pyrene	1	92.3214	0	100	92	70	130
Benzidine	1	15.2731	0	100	15	0	134
Butylbenzylphthalate	1	103.8092	0	100	104	50	130
3,3'-Dichlorobenzidine	1	99.918	0	100	100	1	150
Benzo[a]anthracene	1	84.871	0	100	85	70	130
Chrysene	1	100.6449	0	100	101	50	130
bis(2-Ethylhexyl)phthalate	1	103.892	0	100	104	70	130
Di-n-octylphthalate	1	95.559	0	100	96	70	130
Benzo[b]fluoranthene	1	99.3962	0	100	99	70	130
Benzo[k]fluoranthene	1	94.0241	0	100	94	70	130
Benzo[a]pyrene	1	90.1434	0	100	90	70	130
Indeno[1,2,3-cd]pyrene	1	100.3101	0	100	100	70	130
Dibenzo[a,h]anthracene	1	94.8007	0	100	95	70	130
Benzo[g,h,i]perylene	1	92.2654	0	100	92	70	130

* - Indicates outside of limits # - Indicates outside of standard limits but within method exceedance limits
Bold and underline - Indicates the compounds reported on form1

Form3
Recovery Data Laboratory Limits
QC Batch: WMB99128

	Data File	Sample ID:	Analysis Date
Spike or Dup:	9M112031.D	AD29408-001(MS)	3/21/2022 9:49:00 AM
Non Spike(If applicable):	9M112038.D	AD29408-001	3/21/2022 12:31:00 PM
Inst Blank(If applicable):			

Method: 8270E Matrix: Aqueous Units: ug/L QC Type: MS

Analyte:	Col	Spike Conc	Sample Conc	Expected Conc	Recovery	Lower Limit	Upper Limit
1,4-Dioxane	1	65.1644	0	100	65	20	160
Pyridine	1	11.8382	0	100	12	5	150
N-Nitrosodimethylamine	1	69.5458	0	100	70	50	150
Benzaldehyde	1	63.0218	0	100	63	20	220
Aniline	1	22.1376	0	100	22	20	150
Pentachloroethane	1	83.7792	0	100	84	50	130
bis(2-Chloroethyl)ether	1	77.6182	0	100	78	50	130
Phenol	1	54.1222	0	100	54	20	150
2-Chlorophenol	1	81.6123	0	100	82	70	130
N-Decane	1	76.0595	0	100	76	40	130
1,3-Dichlorobenzene	1	68.2161	0	100	68	50	130
1,4-Dichlorobenzene	1	72.7415	0	100	73	50	130
1,2-Dichlorobenzene	1	71.9921	0	100	72	50	130
Benzyl alcohol	1	87.5076	0	100	88	70	130
bis(2-chloroisopropyl)ether	1	70.8029	0	100	71	40	130
2-Methylphenol	1	84.5533	0	100	85	60	130
Acetophenone	1	94.0795	0	100	94	50	130
Hexachloroethane	1	72.3748	0	100	72	50	130
N-Nitroso-di-n-propylamine	1	83.9425	8.5297	100	75	50	130
3&4-Methylphenol	1	87.6059	0	100	88	50	130
Nitrobenzene	1	88.6188	0	100	89	70	130
Isophorone	1	84.4659	23.9891	100	60*	70	130
2-Nitrophenol	1	98.7748	0	100	99	70	130
2,4-Dimethylphenol	1	76.7198	0	100	77	40	130
Benzoic Acid	1	92.1319	0	100	92	20	130
bis(2-Chloroethoxy)methane	1	89.7051	0	100	90	70	130
2,4-Dichlorophenol	1	93.9399	0	100	94	70	130
1,2,4-Trichlorobenzene	1	84.0118	0	100	84	50	130
Naphthalene	1	83.7458	0	100	84	70	130
4-Chloroaniline	1	113.7288	0	100	114	50	150
Hexachlorobutadiene	1	79.7413	0	100	80	70	130
Caprolactam	1	74.2844	0	100	74	20	130
4-Chloro-3-methylphenol	1	100.3799	0	100	100	70	130
2-Methylnaphthalene	1	95.5498	0	100	96	70	130
1-Methylnaphthalene	1	100.2602	0	100	100	70	130
1,1'-Biphenyl	1	105.0544	0	100	105	70	130
1,2,4,5-Tetrachlorobenzene	1	98.0856	0	100	98	70	130
Hexachlorocyclopentadiene	1	95.409	0	100	95	20	130
2,4,6-Trichlorophenol	1	101.4383	0	100	101	70	130
2,4,5-Trichlorophenol	1	103.3748	0	100	103	70	130
2-Chloronaphthalene	1	92.0805	0	100	92	70	130
1,4-Dimethylnaphthalene	1	105.356	0	100	105	70	130
Diphenyl Ether	1	101.9583	0	100	102	70	130
2-Nitroaniline	1	107.8115	0	100	108	50	150
Coumarin	1	109.4012	0	100	109	70	130
Acenaphthylene	1	91.0685	0	100	91	70	130
Dimethylphthalate	1	96.221	0	100	96	70	130
2,6-Dinitrotoluene	1	97.2631	0	100	97	70	130
Acenaphthene	1	93.419	0	100	93	70	130
3-Nitroaniline	1	106.406	0	100	106	50	150
2,4-Dinitrophenol	1	106.9274	0	100	107	20	150
Dibenzofuran	1	98.5808	0	100	99	70	130
2,4-Dinitrotoluene	1	93.6801	12.3697	100	81	40	130
4-Nitrophenol	1	74.192	0	100	74	20	150
2,3,4,6-Tetrachlorophenol	1	101.6271	0	100	102	70	130
Fluorene	1	94.2019	0	100	94	70	130
4-Chlorophenyl-phenylether	1	96.9353	0	100	97	70	130
Diethylphthalate	1	95.4076	0	100	95	50	130
4-Nitroaniline	1	111.2077	0	100	111	50	150
Atrazine	1	92.4659	0	100	92	50	130
4,6-Dinitro-2-methylphenol	1	109.4647	0	100	109	40	130

* - Indicates outside of limits # - Indicates outside of standard limits but within method exceedance limits

Bold and underline - Indicates the compounds reported on form1

Form3
Recovery Data Laboratory Limits
QC Batch: WMB99128

Method: 8270E | Matrix: Aqueous | Units: ug/L | QC Type: MS

Analyte:	Col	Spike Conc	Sample Conc	Expected Conc	Recovery	Lower Limit	Upper Limit
n-Nitrosodiphenylamine	1	78.214	0	100	78	50	130
1,2-Diphenylhydrazine	1	92.3813	0	100	92	70	130
4-Bromophenyl-phenylether	1	98.8339	0	100	99	70	130
Hexachlorobenzene	1	95.2553	0	100	95	70	130
N-Octadecane	1	114.5483	0	100	115	70	130
Pentachlorophenol	1	121.9438	0	100	122	40	130
Phenanthrene	1	97.0614	0	100	97	70	130
Anthracene	1	95.5411	0	100	96	70	130
Carbazole	1	109.1494	0	100	109	70	130
Di-n-butylphthalate	1	98.2841	0	100	98	70	130
Fluoranthene	1	102.2092	0	100	102	70	130
Pyrene	1	97.0076	0	100	97	70	130
Benzidine	1	0	0	100	0	0	134
Butylbenzylphthalate	1	106.6757	0	100	107	50	130
3,3'-Dichlorobenzidine	1	89.0586	0	100	89	1	150
Benzo[a]anthracene	1	88.095	0	100	88	70	130
Chrysene	1	105.1557	0	100	105	50	130
bis(2-Ethylhexyl)phthalate	1	107.4433	0	100	107	70	130
Di-n-octylphthalate	1	99.2032	0	100	99	70	130
Benzo[b]fluoranthene	1	105.1551	0	100	105	70	130
Benzo[k]fluoranthene	1	100.3518	0	100	100	70	130
Benzo[a]pyrene	1	95.4096	0	100	95	70	130
Indeno[1,2,3-cd]pyrene	1	106.2724	0	100	106	70	130
Dibenzo[a,h]anthracene	1	100.1	0	100	100	70	130
Benzo[g,h,i]perylene	1	97.871	0	100	98	70	130

* - Indicates outside of limits # - Indicates outside of standard limits but within method exceedance limits
Bold and underline - Indicates the compounds reported on form1

Form3
Recovery Data Laboratory Limits
QC Batch: WMB99128

	Data File	Sample ID:	Analysis Date
Spike or Dup:	9M112032.D	AD29408-001(MSD)	3/21/2022 10:12:00 AM
Non Spike(If applicable):	9M112038.D	AD29408-001	3/21/2022 12:31:00 PM
Inst Blank(If applicable):			

Method: 8270E Matrix: Aqueous Units: ug/L QC Type: MSD

Analyte:	Col	Spike Conc	Sample Conc	Expected Conc	Recovery	Lower Limit	Upper Limit
1,4-Dioxane	1	66.5966	0	100	67	20	160
Pyridine	1	0	0	100	0*	5	150
N-Nitrosodimethylamine	1	71.5479	0	100	72	50	150
Benzaldehyde	1	64.029	0	100	64	20	220
Aniline	1	5.9118	0	100	5.9*	20	150
Pentachloroethane	1	82.7134	0	100	83	50	130
bis(2-Chloroethyl)ether	1	76.0945	0	100	76	50	130
Phenol	1	56.5377	0	100	57	20	150
2-Chlorophenol	1	83.5951	0	100	84	70	130
N-Decane	1	74.1126	0	100	74	40	130
1,3-Dichlorobenzene	1	67.4067	0	100	67	50	130
1,4-Dichlorobenzene	1	72.4203	0	100	72	50	130
1,2-Dichlorobenzene	1	71.8076	0	100	72	50	130
Benzyl alcohol	1	89.5047	0	100	90	70	130
bis(2-chloroisopropyl)ether	1	69.0445	0	100	69	40	130
2-Methylphenol	1	87.0549	0	100	87	60	130
Acetophenone	1	91.5696	0	100	92	50	130
Hexachloroethane	1	71.8278	0	100	72	50	130
N-Nitroso-di-n-propylamine	1	82.9046	8.5297	100	74	50	130
3&4-Methylphenol	1	91.2971	0	100	91	50	130
Nitrobenzene	1	86.4237	0	100	86	70	130
Isophorone	1	82.4578	23.9891	100	58*	70	130
2-Nitrophenol	1	100.37	0	100	100	70	130
2,4-Dimethylphenol	1	80.7166	0	100	81	40	130
Benzoic Acid	1	97.6132	0	100	98	20	130
bis(2-Chloroethoxy)methane	1	87.3192	0	100	87	70	130
2,4-Dichlorophenol	1	95.3997	0	100	95	70	130
1,2,4-Trichlorobenzene	1	82.7803	0	100	83	50	130
Naphthalene	1	81.7915	0	100	82	70	130
4-Chloroaniline	1	101.764	0	100	102	50	150
Hexachlorobutadiene	1	79.2452	0	100	79	70	130
Caprolactam	1	77.2044	0	100	77	20	130
4-Chloro-3-methylphenol	1	102.7497	0	100	103	70	130
2-Methylnaphthalene	1	94.7208	0	100	95	70	130
1-Methylnaphthalene	1	98.6022	0	100	99	70	130
1,1'-Biphenyl	1	102.8925	0	100	103	70	130
1,2,4,5-Tetrachlorobenzene	1	94.4078	0	100	94	70	130
Hexachlorocyclopentadiene	1	94.1101	0	100	94	20	130
2,4,6-Trichlorophenol	1	117.7602	0	100	118	70	130
2,4,5-Trichlorophenol	1	104.9731	0	100	105	70	130
2-Chloronaphthalene	1	89.6447	0	100	90	70	130
1,4-Dimethylnaphthalene	1	102.3262	0	100	102	70	130
Diphenyl Ether	1	99.1642	0	100	99	70	130
2-Nitroaniline	1	106.1885	0	100	106	50	150
Coumarin	1	107.2721	0	100	107	70	130
Acenaphthylene	1	88.5277	0	100	89	70	130
Dimethylphthalate	1	95.3861	0	100	95	70	130
2,6-Dinitrotoluene	1	95.3891	0	100	95	70	130
Acenaphthene	1	91.4259	0	100	91	70	130
3-Nitroaniline	1	104.1443	0	100	104	50	150
2,4-Dinitrophenol	1	113.7501	0	100	114	20	150
Dibenzofuran	1	96.8343	0	100	97	70	130
2,4-Dinitrotoluene	1	93.9216	12.3697	100	82	40	130
4-Nitrophenol	1	75.4525	0	100	75	20	150
2,3,4,6-Tetrachlorophenol	1	103.9073	0	100	104	70	130
Fluorene	1	93.6749	0	100	94	70	130
4-Chlorophenyl-phenylether	1	96.0236	0	100	96	70	130
Diethylphthalate	1	96.7913	0	100	97	50	130
4-Nitroaniline	1	112.3338	0	100	112	50	150
Atrazine	1	92.5684	0	100	93	50	130
4,6-Dinitro-2-methylphenol	1	113.6574	0	100	114	40	130

* - Indicates outside of limits # - Indicates outside of standard limits but within method exceedance limits

Bold and underline - Indicates the compounds reported on form1

Form3
Recovery Data Laboratory Limits
QC Batch: WMB99128

Method: 8270E | Matrix: Aqueous | Units: ug/L | QC Type: MSD

Analyte:	Col	Spike Conc	Sample Conc	Expected Conc	Recovery	Lower Limit	Upper Limit
n-Nitrosodiphenylamine	1	77.6354	0	100	78	50	130
1,2-Diphenylhydrazine	1	89.9685	0	100	90	70	130
4-Bromophenyl-phenylether	1	99.4648	0	100	99	70	130
Hexachlorobenzene	1	94.995	0	100	95	70	130
N-Octadecane	1	113.0165	0	100	113	70	130
Pentachlorophenol	1	126.27	0	100	126	40	130
Phenanthrene	1	97.4827	0	100	97	70	130
Anthracene	1	97.2986	0	100	97	70	130
Carbazole	1	109.7441	0	100	110	70	130
Di-n-butylphthalate	1	99.4685	0	100	99	70	130
Fluoranthene	1	103.6512	0	100	104	70	130
Pyrene	1	97.4949	0	100	97	70	130
Benzidine	1	0	0	100	0	0	134
Butylbenzylphthalate	1	109.5371	0	100	110	50	130
3,3'-Dichlorobenzidine	1	84.0941	0	100	84	1	150
Benzo[a]anthracene	1	89.8158	0	100	90	70	130
Chrysene	1	106.8792	0	100	107	50	130
bis(2-Ethylhexyl)phthalate	1	108.1627	0	100	108	70	130
Di-n-octylphthalate	1	100.202	0	100	100	70	130
Benzo[b]fluoranthene	1	107.0753	0	100	107	70	130
Benzo[k]fluoranthene	1	101.3919	0	100	101	70	130
Benzo[a]pyrene	1	96.5372	0	100	97	70	130
Indeno[1,2,3-cd]pyrene	1	107.4438	0	100	107	70	130
Dibenzo[a,h]anthracene	1	101.7966	0	100	102	70	130
Benzo[g,h,i]perylene	1	99.9333	0	100	100	70	130

* - Indicates outside of limits # - Indicates outside of standard limits but within method exceedance limits
Bold and underline - Indicates the compounds reported on form1

Form3
RPD Data Laboratory Limits
QC Batch: WMB99128

	Data File	Sample ID:	Analysis Date
Spike or Dup:	9M112032.D	AD29408-001(MSD)	3/21/2022 10:12:00 AM
Duplicate(If applicable):	9M112031.D	AD29408-001(MS)	3/21/2022 9:49:00 AM
Inst Blank(If applicable):			

Method: 8270E Matrix: Aqueous Units: ug/L QC Type: MSD

Analyte:	Column	Dup/MSD/MBSD Conc	Sample/MS/MBS Conc	RPD	Limit
1,4-Dioxane	1	66.5966	65.1644	2.2	20
Pyridine	1	0	11.8382	200*	40
N-Nitrosodimethylamine	1	71.5479	69.5458	2.8	20
Benzaldehyde	**1**	**64.029**	**63.0218**	**1.6**	**20**
Aniline	1	5.9118	22.1376	116*	20
Pentachloroethane	1	82.7134	83.7792	1.3	20
bis(2-Chloroethyl)ether	**1**	**76.0945**	**77.6182**	**2**	**20**
Phenol	**1**	**56.5377**	**54.1222**	**4.4**	**40**
2-Chlorophenol	**1**	**83.5951**	**81.6123**	**2.4**	**40**
N-Decane	1	74.1126	76.0595	2.6	20
1,3-Dichlorobenzene	1	67.4067	68.2161	1.2	20
1,4-Dichlorobenzene	1	72.4203	72.7415	0.44	40
1,2-Dichlorobenzene	1	71.8076	71.9921	0.26	20
Benzyl alcohol	1	89.5047	87.5076	2.3	20
bis(2-chloroisopropyl)ether	**1**	**69.0445**	**70.8029**	**2.5**	**20**
2-Methylphenol	**1**	**87.0549**	**84.5533**	**2.9**	**40**
Acetophenone	**1**	**91.5696**	**94.0795**	**2.7**	**20**
Hexachloroethane	**1**	**71.8278**	**72.3748**	**0.76**	**40**
N-Nitroso-di-n-propylamine	**1**	**82.9046**	**83.9425**	**1.2**	**40**
3&4-Methylphenol	**1**	**91.2971**	**87.6059**	**4.1**	**40**
Nitrobenzene	**1**	**86.4237**	**88.6188**	**2.5**	**40**
Isophorone	**1**	**82.4578**	**84.4659**	**2.4**	**20**
2-Nitrophenol	**1**	**100.37**	**98.7748**	**1.6**	**20**
2,4-Dimethylphenol	**1**	**80.7166**	**76.7198**	**5.1**	**40**
Benzoic Acid	1	97.6132	92.1319	5.8	20
bis(2-Chloroethoxy)methane	**1**	**87.3192**	**89.7051**	**2.7**	**20**
2,4-Dichlorophenol	**1**	**95.3997**	**93.9399**	**1.5**	**20**
1,2,4-Trichlorobenzene	1	82.7803	84.0118	1.5	40
Naphthalene	**1**	**81.7915**	**83.7458**	**2.4**	**40**
4-Chloroaniline	**1**	**101.764**	**113.7288**	**11**	**20**
Hexachlorobutadiene	**1**	**79.2452**	**79.7413**	**0.62**	**40**
Caprolactam	**1**	**77.2044**	**74.2844**	**3.9**	**20**
4-Chloro-3-methylphenol	**1**	**102.7497**	**100.3799**	**2.3**	**40**
2-Methylnaphthalene	**1**	**94.7208**	**95.5498**	**0.87**	**20**
1-Methylnaphthalene	**1**	**98.6022**	**100.2602**	**1.7**	**20**
1,1'-Biphenyl	**1**	**102.8925**	**105.0544**	**2.1**	**20**
1,2,4,5-Tetrachlorobenzene	**1**	**94.4078**	**98.0856**	**3.8**	**20**
Hexachlorocyclopentadiene	**1**	**94.1101**	**95.409**	**1.4**	**20**
2,4,6-Trichlorophenol	**1**	**117.7602**	**101.4383**	**15**	**40**
2,4,5-Trichlorophenol	**1**	**104.9731**	**103.3748**	**1.5**	**40**
2-Chloronaphthalene	**1**	**89.6447**	**92.0805**	**2.7**	**20**
1,4-Dimethylnaphthalene	1	102.3262	105.356	2.9	20
Diphenyl Ether	1	99.1642	101.9583	2.8	20
2-Nitroaniline	**1**	**106.1885**	**107.8115**	**1.5**	**20**
Coumarin	1	107.2721	109.4012	2	20
Acenaphthylene	**1**	**88.5277**	**91.0685**	**2.8**	**20**
Dimethylphthalate	**1**	**95.3861**	**96.221**	**0.87**	**20**
2,6-Dinitrotoluene	**1**	**95.3891**	**97.2631**	**1.9**	**20**
Acenaphthene	**1**	**91.4259**	**93.419**	**2.2**	**40**
3-Nitroaniline	**1**	**104.1443**	**106.406**	**2.1**	**20**
2,4-Dinitrophenol	**1**	**113.7501**	**106.9274**	**6.2**	**20**
Dibenzofuran	**1**	**96.8343**	**98.5808**	**1.8**	**20**
2,4-Dinitrotoluene	**1**	**93.9216**	**93.6801**	**0.26**	**40**
4-Nitrophenol	**1**	**75.4525**	**74.192**	**1.7**	**40**
2,3,4,6-Tetrachlorophenol	**1**	**103.9073**	**101.6271**	**2.2**	**20**
Fluorene	**1**	**93.6749**	**94.2019**	**0.56**	**40**
4-Chlorophenyl-phenylether	**1**	**96.0236**	**96.9353**	**0.94**	**20**
Diethylphthalate	**1**	**96.7913**	**95.4076**	**1.4**	**20**
4-Nitroaniline	**1**	**112.3338**	**111.2077**	**1**	**20**
Atrazine	**1**	**92.5684**	**92.4659**	**0.11**	**20**
4,6-Dinitro-2-methylphenol	**1**	**113.6574**	**109.4647**	**3.8**	**20**

* - Indicates outside of limits NA - Both concentrations=0... no result can be calculated

Bold and underline - Indicates the compounds reported on form1

Form3
RPD Data Laboratory Limits
QC Batch: WMB99128

Method: 8270E Matrix: Aqueous Units: ug/L QC Type: MSD

Analyte:	Column	Dup/MSD/MBSD Conc	Sample/MS/MBS Conc	RPD	Limit
n-Nitrosodiphenylamine	**1**	**77.6354**	**78.214**	**0.74**	**20**
1,2-Diphenylhydrazine	1	89.9685	92.3813	2.6	20
4-Bromophenyl-phenylether	**1**	**99.4648**	**98.8339**	**0.64**	**20**
Hexachlorobenzene	**1**	**94.995**	**95.2553**	**0.27**	**40**
N-Octadecane	1	113.0165	114.5483	1.3	20
Pentachlorophenol	**1**	**126.27**	**121.9438**	**3.5**	**40**
Phenanthrene	**1**	**97.4827**	**97.0614**	**0.43**	**20**
Anthracene	**1**	**97.2986**	**95.5411**	**1.8**	**20**
Carbazole	**1**	**109.7441**	**109.1494**	**0.54**	**20**
Di-n-butylphthalate	**1**	**99.4685**	**98.2841**	**1.2**	**20**
Fluoranthene	**1**	**103.6512**	**102.2092**	**1.4**	**20**
Pyrene	**1**	**97.4949**	**97.0076**	**0.5**	**40**
Benzidine	1	0	0	NA	20
Butylbenzylphthalate	**1**	**109.5371**	**106.6757**	**2.6**	**40**
3,3'-Dichlorobenzidine	**1**	**84.0941**	**89.0586**	**5.7**	**20**
Benzo[a]anthracene	**1**	**89.8158**	**88.095**	**1.9**	**20**
Chrysene	**1**	**106.8792**	**105.1557**	**1.6**	**20**
bis(2-Ethylhexyl)phthalate	**1**	**108.1627**	**107.4433**	**0.67**	**20**
Di-n-octylphthalate	**1**	**100.202**	**99.2032**	**1**	**20**
Benzo[b]fluoranthene	**1**	**107.0753**	**105.1551**	**1.8**	**20**
Benzo[k]fluoranthene	**1**	**101.3919**	**100.3518**	**1**	**20**
Benzo[a]pyrene	**1**	**96.5372**	**95.4096**	**1.2**	**20**
Indeno[1,2,3-cd]pyrene	**1**	**107.4438**	**106.2724**	**1.1**	**20**
Dibenzo[a,h]anthracene	**1**	**101.7966**	**100.1**	**1.7**	**20**
Benzo[g,h,i]perylene	**1**	**99.9333**	**97.871**	**2.1**	**20**

* - Indicates outside of limits NA - Both concentrations=0... no result can be calculated

Bold and underline - Indicates the compounds reported on form1

FORM 4
Blank Summary

Blank Number: SMB99097
Blank Data File: 10M89869.D
Matrix: Soil

Blank Analysis Date: 03/16/22 09:10
Blank Extraction Date: 03/15/22
(If Applicable)
Method: EPA 8270E

Sample Number	Data File	Analysis Date
SMB99097(MS)	10M89870.D	03/16/22 09:32

FORM 4
Blank Summary

Blank Number: SMB99097
Blank Data File: 7M120341.D
Matrix: Soil

Blank Analysis Date: 03/16/22 09:32
Blank Extraction Date: 03/15/22
(If Applicable)
Method: EPA 8270E

Sample Number	Data File	Analysis Date
AD29415-001(10X)	7M120356.D	03/16/22 15:39
AD29415-002(20X)	7M120352.D	03/16/22 14:04
AD29415-005(10X)	7M120357.D	03/16/22 16:03
AD29415-006(3X)	7M120355.D	03/16/22 15:15
AD29273-005(MSD	7M120361.D	03/16/22 17:37
AD29273-005(MS)	7M120360.D	03/16/22 17:14
AD29273-005	7M120358.D	03/16/22 16:26

FORM 4
Blank Summary

Blank Number: WMB99128
Blank Data File: 10M89946.D
Matrix: Aqueous

Blank Analysis Date: 03/21/22 11:24
Blank Extraction Date: 03/18/22
(If Applicable)
Method: EPA 8270E

Sample Number	Data File	Analysis Date
AD29415-007	10M89941.D	03/21/22 09:33
AD29415-008	10M89942.D	03/21/22 09:55
AD29415-009	10M89943.D	03/21/22 10:18
AD29408-001	9M112038.D	03/21/22 12:31
AD29408-001(MSD	9M112032.D	03/21/22 10:12
AD29408-001(MS)	9M112031.D	03/21/22 09:49
WMB99128(MS)	9M112029.D	03/21/22 09:03

Form 5

Tune Name: CAL DFTPP **Data File:** 7M119990.D
Instrument: GCMS 7 **Analysis Date:** 02/24/22 09:39
Method: EPA 8270E

Tune Scan/Time Range: Average of 10.061 to 10.072 min

Tgt Mass	Rel Mass	Lo Lim	Hi Lim	Rel Abund	Raw Abund	Pass/ Fail
51	198	30	60	31.2	21313	PASS
68	69	0.00	2	0.0	0	PASS
69	198	0.00	100	35.4	24155	PASS
70	69	0.00	2	0.3	70	PASS
127	198	40	60	48.8	33344	PASS
197	198	0.00	1	0.0	0	PASS
198	198	100	100	100.0	68283	PASS
199	198	5	9	6.9	4680	PASS
275	198	10	30	27.0	18450	PASS
365	198	1	100	2.8	1916	PASS
441	443	0.01	100	75.5	6934	PASS
442	198	40	100	69.5	47438	PASS
443	442	17	23	19.4	9182	PASS

Data File	Sample Number	Analysis Date:
7M119991.D	CAL BNA@10PPM	02/24/22 10:03
7M119992.D	CAL BNA@2PPM	02/24/22 10:27
7M119993.D	CAL BNA@196PP	02/24/22 11:34
7M119994.D	CAL BNA@160PP	02/24/22 11:58
7M119995.D	CAL BNA@120PP	02/24/22 12:21
7M119996.D	CAL BNA@80PPM	02/24/22 12:46
7M119997.D	CAL BNA@50PPM	02/24/22 13:09
7M119998.D	CAL BNA@20PPM	02/24/22 13:34
7M119999.D	CAL BNA@0.5PP	02/24/22 13:57
7M120000.D	ICV BNA@50PPM	02/24/22 14:22

2031407 0176

Data Path : G:\GcMsData\2022\GCMS_7\Data\02-24-22\
Data File : 7M119990.D
Acq On : 24 Feb 2022 9:39
Operator : AH/JB
Sample : CAL DFTPP
Misc : A,BNA
ALS Vial : 1 Sample Multiplier: 1

Integration File: LSCINT.P

Method : G:\GCMSDATA\2022\GCMS_7\MethodQt\7M_0223.M
Title : @GCMS_7,mg,625,8270
Last Update : Thu Jan 06 13:43:11 2022

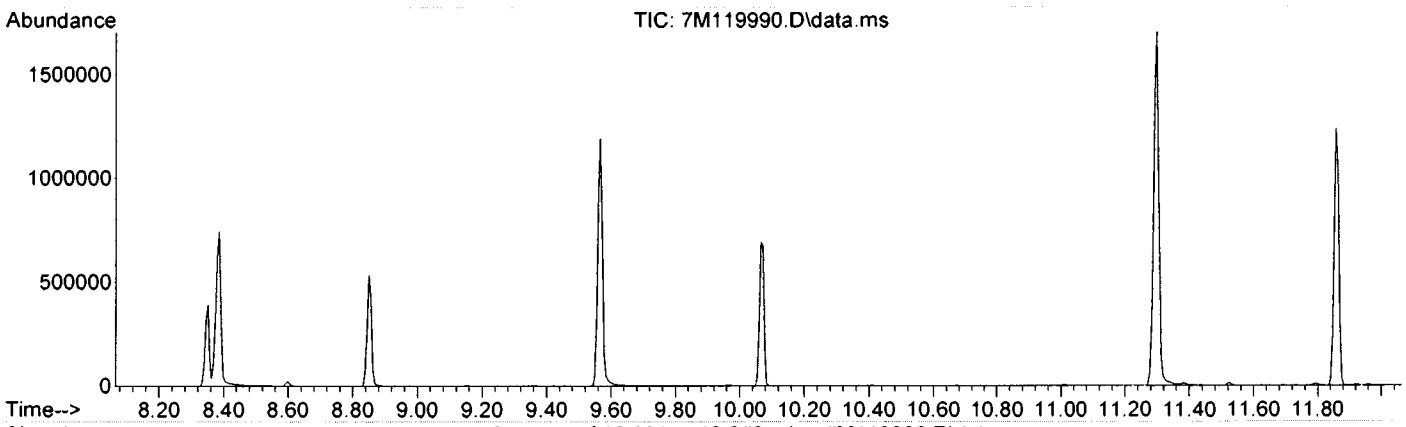

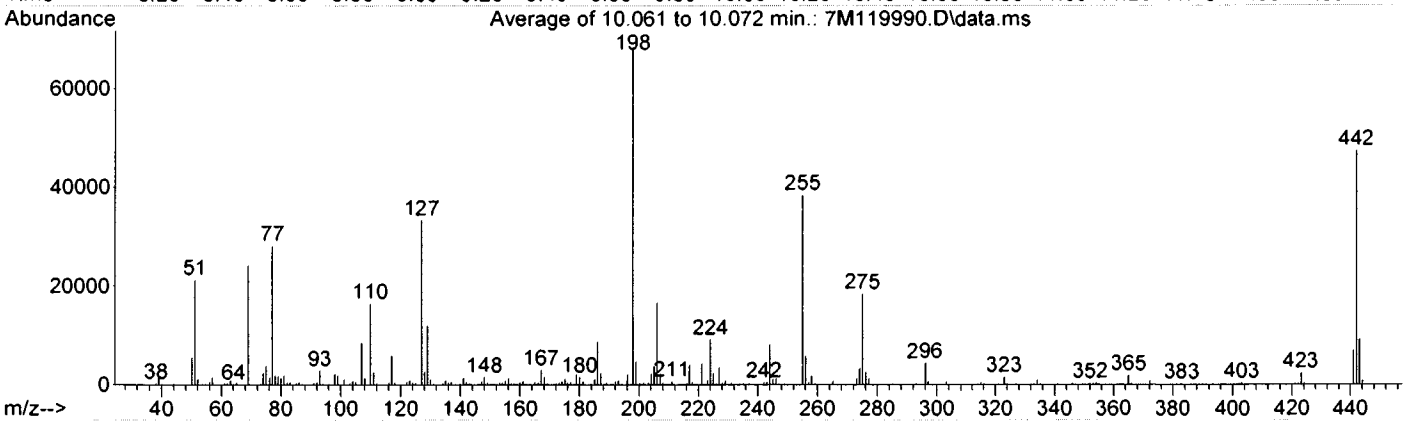

Spectrum Information: Average of 10.061 to 10.072 min.

Target Mass	Rel. to Mass	Lower Limit%	Upper Limit%	Rel. Abn%	Raw Abn	Result Pass/Fail
51	198	30	60	31.2	21313	PASS
68	69	0.00	2	0.0	0	PASS
69	198	0.00	100	35.4	24155	PASS
70	69	0.00	2	0.3	70	PASS
127	198	40	60	48.8	33344	PASS
197	198	0.00	1	0.0	0	PASS
198	198	100	100	100.0	68283	PASS
199	198	5	9	6.9	4680	PASS
275	198	10	30	27.0	18450	PASS
365	198	1	100	2.8	1916	PASS
441	443	0.01	100	75.5	6934	PASS
442	198	40	100	69.5	47438	PASS
443	442	17	23	19.4	9182	PASS

Form 5

Tune Name: CAL DFTPP
Instrument: GCMS 10

Data File: 10M89728.D
Analysis Date: 03/07/22 09:51
Method: EPA 8270E

Tune Scan/Time Range: Average of 9.923 to 9.923 min

Tgt Mass	Rel Mass	Lo Lim	Hi Lim	Rel Abund	Raw Abund	Pass/ Fail
51	198	30	60	39.7	75736	PASS
68	69	0.00	2	1.9	1467	PASS
69	198	0.00	100	40.3	76912	PASS
70	69	0.00	2	0.7	517	PASS
127	198	40	60	51.8	98832	PASS
197	198	0.00	1	0.0	0	PASS
198	198	100	100	100.0	190720	PASS
199	198	5	9	6.8	13063	PASS
275	198	10	30	22.3	42504	PASS
365	198	1	100	2.3	4448	PASS
441	443	0.01	100	75.7	15784	PASS
442	198	40	100	54.8	104464	PASS
443	442	17	23	19.9	20840	PASS

Data File	Sample Number	Analysis Date:
10M89729.D	CAL BNA@10PPM	03/07/22 10:33
10M89730.D	CAL BNA@2PPM	03/07/22 10:55
10M89731.D	CAL BNA@196PP	03/07/22 11:20
10M89732.D	CAL BNA@160PP	03/07/22 11:42
10M89733.D	CAL BNA@120PP	03/07/22 12:05
10M89734.D	CAL BNA@80PPM	03/07/22 12:27
10M89735.D	CAL BNA@20PPM	03/07/22 12:49
10M89736.D	CAL BNA@0.5PP	03/07/22 13:11
10M89737.D	CAL BNA@50PPM	03/07/22 13:34
10M89738.D	ICV BNA@50PPM	03/07/22 13:56
10M89739.D	SMB99008(MS)	03/07/22 15:26
10M89740.D	SMB99008	03/07/22 15:48
10M89741.D	SMB98996	03/07/22 16:10
10M89742.D	AD29140-007	03/07/22 16:32
10M89743.D	WMB99006	03/07/22 16:55
10M89744.D	WMB99006(MS)	03/07/22 17:17
10M89745.D	AD29174-001	03/07/22 17:39
10M89746.D	AD29174-001(MS)	03/07/22 18:02
10M89747.D	AD29174-001(MSD	03/07/22 18:24
10M89748.D	AD29174-002	03/07/22 18:46
10M89749.D	AD29174-003	03/07/22 19:08
10M89750.D	AD29174-004	03/07/22 19:31
10M89751.D	AD29174-005	03/07/22 19:53
10M89752.D	AD29174-006	03/07/22 20:15
10M89753.D	AD29174-007	03/07/22 20:37
10M89754.D	AD29174-008	03/07/22 21:00
10M89755.D	AD29174-009	03/07/22 21:22

2031407 0178

Data Path : G:\GcMsData\2022\GCMS_10\Data\03-07-22\
Data File : 10M89728.D
Acq On : 7 Mar 2022 9:51
Operator : AH/JB
Sample : CAL DFTPP
Misc : A,BNA
ALS Vial : 1 Sample Multiplier: 1

Integration File: LSCINT.P

Method : G:\GCMSDATA\2022\GCMS_10\MethodQt\10M_0114.M
Title : @GCMS_10,mg,625,8270
Last Update : Mon Feb 14 13:53:46 2022

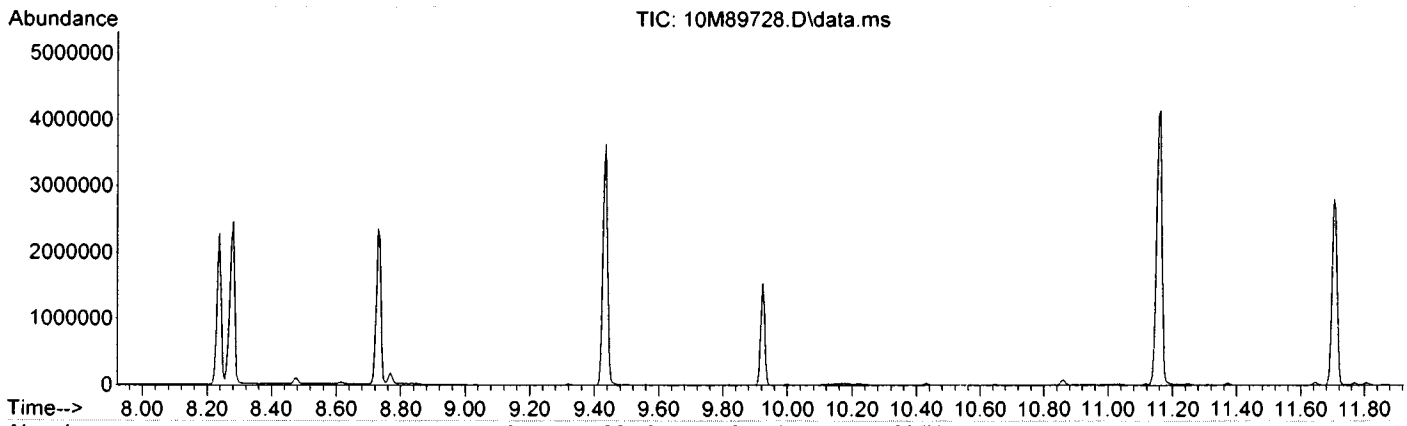

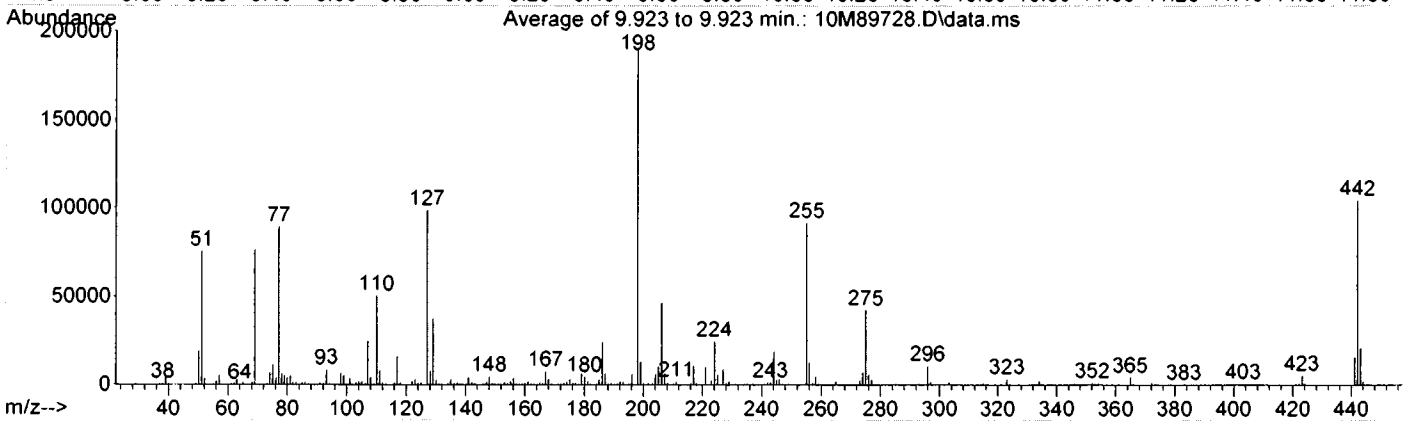

Spectrum Information: Average of 9.923 to 9.923 min.

Target Mass	Rel. to Mass	Lower Limit%	Upper Limit%	Rel. Abn%	Raw Abn	Result Pass/Fail
51	198	30	60	39.7	75736	PASS
68	69	0.00	2	1.9	1467	PASS
69	198	0.00	100	40.3	76912	PASS
70	69	0.00	2	0.7	517	PASS
127	198	40	60	51.8	98832	PASS
197	198	0.00	1	0.0	0	PASS
198	198	100	100	100.0	190720	PASS
199	198	5	9	6.8	13063	PASS
275	198	10	30	22.3	42504	PASS
365	198	1	100	2.3	4448	PASS
441	443	0.01	100	75.7	15784	PASS
442	198	40	100	54.8	104464	PASS
443	442	17	23	19.9	20840	PASS

Form 5

Tune Name: CAL DFTPP
Instrument: GCMS 9

Data File: 9M112015.D
Analysis Date: 03/18/22 08:05
Method: EPA 8270E

Tune Scan/Time Range: Average of 10.060 to 10.066 min

Tgt Mass	Rel Mass	Lo Lim	Hi Lim	Rel Abund	Raw Abund	Pass/ Fail
51	198	30	60	34.5	12899	PASS
68	69	0.00	2	0.0	0	PASS
69	198	0.00	100	37.3	13943	PASS
70	69	0.00	2	0.0	0	PASS
127	198	40	60	47.1	17624	PASS
197	198	0.00	1	0.0	0	PASS
198	198	100	100	100.0	37404	PASS
199	198	5	9	7.2	2675	PASS
275	198	10	30	27.2	10165	PASS
365	198	1	100	3.8	1427	PASS
441	443	0.01	100	79.2	4716	PASS
442	198	40	100	79.0	29536	PASS
443	442	17	23	20.2	5956	PASS

Data File	Sample Number	Analysis Date:
9M112016.D	BNA@50PPM	03/18/22 08:28
9M112017.D	CAL BNA@50PPM	03/18/22 09:33
9M112018.D	CAL BNA@10PPM	03/18/22 09:57
9M112019.D	CAL BNA@0.5PP	03/18/22 10:20
9M112020.D	CAL BNA@2PPM	03/18/22 10:43
9M112021.D	CAL BNA@196PP	03/18/22 11:06
9M112022.D	CAL BNA@160PP	03/18/22 11:29
9M112023.D	CAL BNA@120PP	03/18/22 11:52
9M112024.D	CAL BNA@80PPM	03/18/22 12:15
9M112025.D	CAL BNA@20PPM	03/18/22 12:38
9M112026.D	ICV BNA@50PPM	03/18/22 13:01

2031407 0180

Data Path : G:\GcMsData\2022\GCMS_9\Data\03-18-22\
Data File : 9M112015.D
Acq On : 18 Mar 2022 8:05
Operator : AH/JB
Sample : CAL DFTPP
Misc : A,BNA
ALS Vial : 1 Sample Multiplier: 1

Integration File: LSCINT.P

Method : G:\GCMSDATA\2022\GCMS_9\MethodQt\9M_0316.M
Title : @GCMS_9,mg,625,8270
Last Update : Thu Mar 17 07:54:32 2022

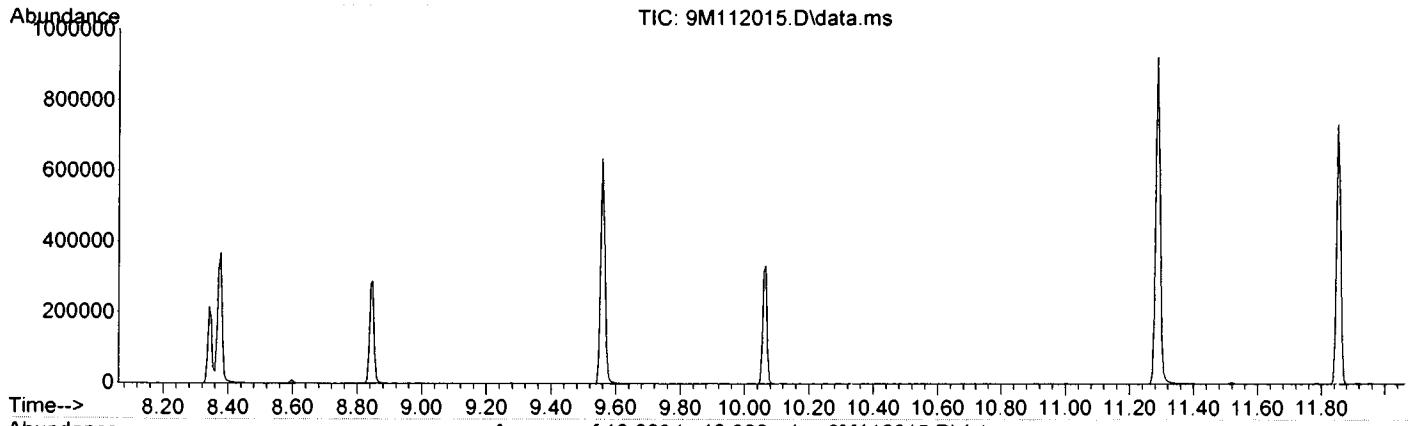

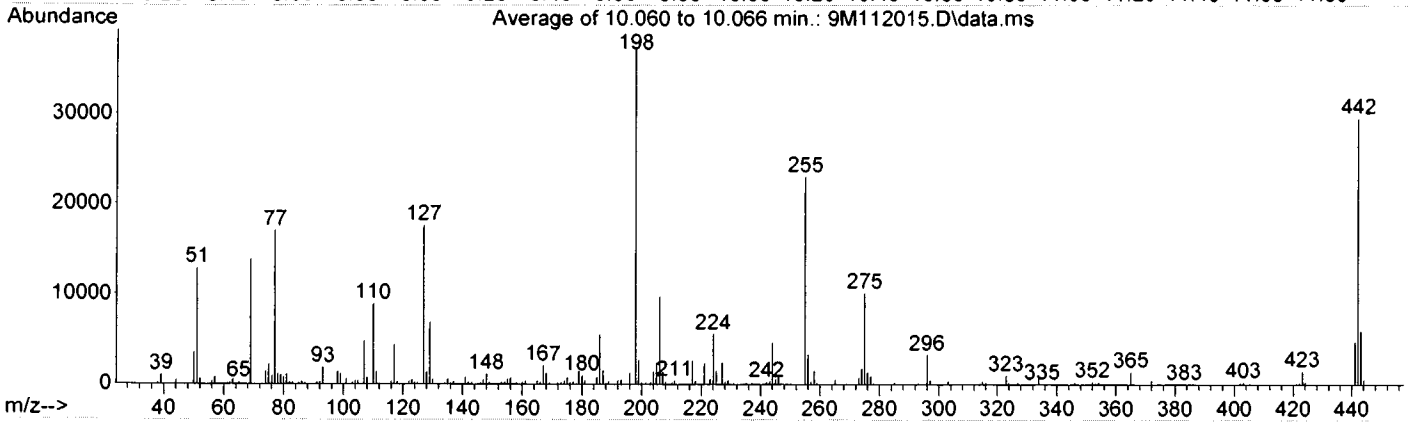

Spectrum Information: Average of 10.060 to 10.066 min.

Target Mass	Rel. to Mass	Lower Limit%	Upper Limit%	Rel. Abn%	Raw Abn	Result Pass/Fail
51	198	30	60	34.5	12899	PASS
68	69	0.00	2	0.0	0	PASS
69	198	0.00	100	37.3	13943	PASS
70	69	0.00	2	0.0	0	PASS
127	198	40	60	47.1	17624	PASS
197	198	0.00	1	0.0	0	PASS
198	198	100	100	100.0	37404	PASS
199	198	5	9	7.2	2675	PASS
275	198	10	30	27.2	10165	PASS
365	198	1	100	3.8	1427	PASS
441	443	0.01	100	79.2	4716	PASS
442	198	40	100	79.0	29536	PASS
443	442	17	23	20.2	5956	PASS

Form 5

Tune Name: CAL DFTPP
Instrument: GCMS 10

Data File: 10M89867.D
Analysis Date: 03/16/22 08:23
Method: EPA 8270E

Tune Scan/Time Range: Average of 9.912 to 9.923 min

Tgt Mass	Rel Mass	Lo Lim	Hi Lim	Rel Abund	Raw Abund	Pass/ Fail
51	198	30	60	42.5	45835	PASS
68	69	0.00	2	1.6	754	PASS
69	198	0.00	100	44.1	47555	PASS
70	69	0.00	2	0.6	265	PASS
127	198	40	60	54.4	58648	PASS
197	198	0.00	1	0.3	327	PASS
198	198	100	100	100.0	107904	PASS
199	198	5	9	6.6	7166	PASS
275	198	10	30	23.2	25032	PASS
365	198	1	100	2.6	2856	PASS
441	443	0.01	100	76.5	9765	PASS
442	198	40	100	60.7	65489	PASS
443	442	17	23	19.5	12769	PASS

Data File	Sample Number	Analysis Date:
10M89868.D	CAL BNA@50PPM	03/16/22 08:46
10M89869.D	SMB99097	03/16/22 09:10
10M89870.D	SMB99097(MS)	03/16/22 09:32
10M89871.D	AD29414-001	03/16/22 09:54
10M89872.D	AD29414-003	03/16/22 10:16
10M89873.D	AD29414-004	03/16/22 10:39
10M89874.D	AD29413-003	03/16/22 11:01
10M89875.D	AD29414-003(MS)	03/16/22 11:23
10M89876.D	AD29414-003(MSD	03/16/22 11:46
10M89877.D	TEST	03/16/22 12:08
10M89878.D	AD29404-001	03/16/22 12:30
10M89879.D	AD29422-002	03/16/22 12:52
10M89880.D	AD29422-004	03/16/22 13:14
10M89881.D	AD29422-006	03/16/22 13:36
10M89882.D	WMB99099(MS)	03/16/22 15:07
10M89883.D	WMB99099	03/16/22 15:29
10M89884.D	AD29351-001	03/16/22 15:51
10M89885.D	AD29351-001(MS)	03/16/22 16:13
10M89886.D	AD29351-001(MSD	03/16/22 16:35
10M89887.D	AD29351-002	03/16/22 16:57
10M89888.D	AD29351-003	03/16/22 17:19
10M89889.D	AD29351-004	03/16/22 17:41
10M89890.D	AD29399-007	03/16/22 18:04
10M89891.D	AD29399-008	03/16/22 18:26
10M89892.D	AD29396-001	03/16/22 18:48
10M89893.D	AD29396-002	03/16/22 19:10
10M89894.D	AD29396-003	03/16/22 19:32

2031407 0182

Data Path : G:\GcMsData\2022\GCMS_10\Data\03-16-22\
Data File : 10M89867.D
Acq On : 16 Mar 2022 8:23
Operator : AH/JB
Sample : CAL DFTPP
Misc : A,BNA
ALS Vial : 1 Sample Multiplier: 1

Integration File: LSCINT.P

Method : G:\GCMSDATA\2022\GCMS_10\MethodQt\10M_0307.M
Title : @GCMS_10,mg,625,8270
Last Update : Mon Mar 07 15:17:07 2022

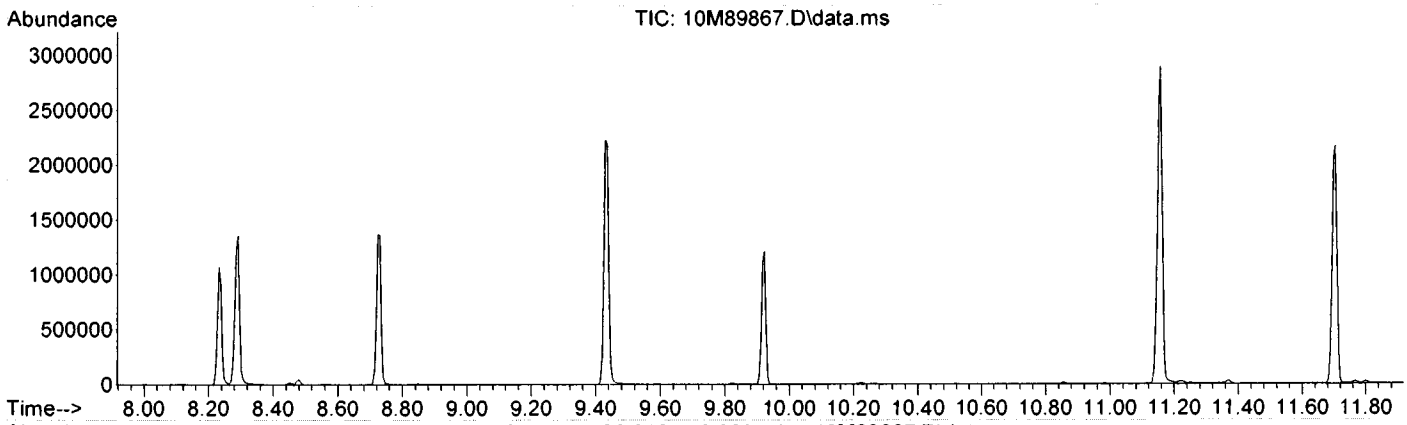

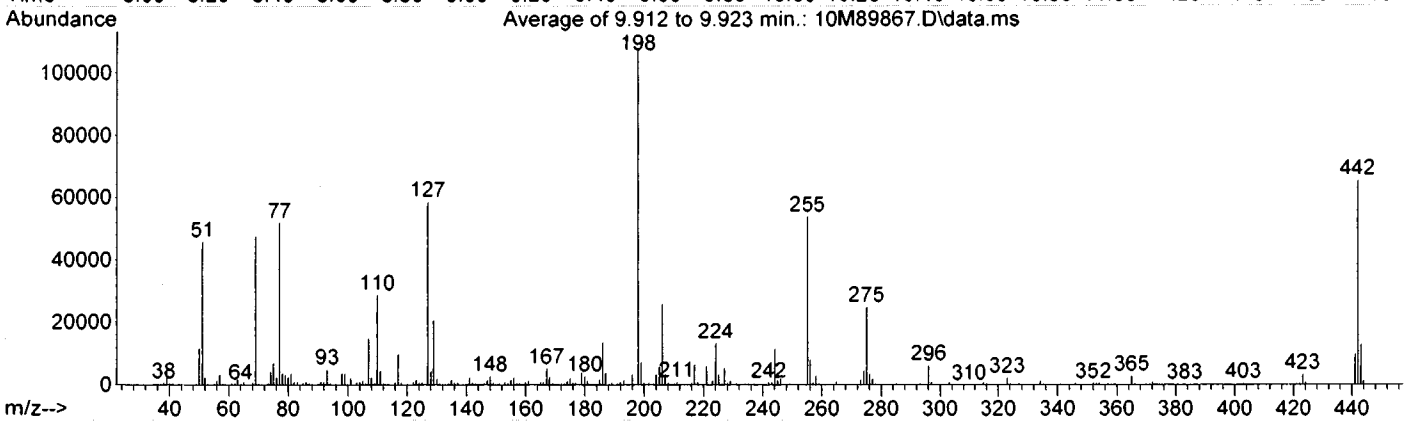

Spectrum Information: Average of 9.912 to 9.923 min.

Target Mass	Rel. to Mass	Lower Limit%	Upper Limit%	Rel. Abn%	Raw Abn	Result Pass/Fail
51	198	30	60	42.5	45835	PASS
68	69	0.00	2	1.6	754	PASS
69	198	0.00	100	44.1	47555	PASS
70	69	0.00	2	0.6	265	PASS
127	198	40	60	54.4	58648	PASS
197	198	0.00	1	0.3	327	PASS
198	198	100	100	100.0	107904	PASS
199	198	5	9	6.6	7166	PASS
275	198	10	30	23.2	25032	PASS
365	198	1	100	2.6	2856	PASS
441	443	0.01	100	76.5	9765	PASS
442	198	40	100	60.7	65489	PASS
443	442	17	23	19.5	12769	PASS

Form 5

Tune Name: CAL DFTPP
Instrument: GCMS 7
Data File: 7M120339.D
Analysis Date: 03/16/22 08:44
Method: EPA 8270E

Tune Scan/Time Range: Average of 10.031 to 10.037 min

Tgt Mass	Rel Mass	Lo Lim	Hi Lim	Rel Abund	Raw Abund	Pass/ Fail
51	198	30	60	38.6	12627	PASS
68	69	0.00	2	0.0	0	PASS
69	198	0.00	100	41.6	13611	PASS
70	69	0.00	2	0.0	0	PASS
127	198	40	60	54.1	17725	PASS
197	198	0.00	1	0.0	0	PASS
198	198	100	100	100.0	32744	PASS
199	198	5	9	7.1	2329	PASS
275	198	10	30	23.1	7564	PASS
365	198	1	100	2.0	667	PASS
441	443	0.01	100	74.3	2335	PASS
442	198	40	100	47.7	15609	PASS
443	442	17	23	20.1	3142	PASS

Data File	Sample Number	Analysis Date:
7M120340.D	CAL BNA@50PPM	03/16/22 09:08
7M120341.D	SMB99097	03/16/22 09:32
7M120342.D	SMB99084	03/16/22 09:56
7M120343.D	AD29414-002	03/16/22 10:20
7M120344.D	AD29414-005	03/16/22 10:43
7M120345.D	AD29330-001(R)	03/16/22 11:07
7M120346.D	AD29162-010(R)	03/16/22 11:41
7M120347.D	AD29400-006(5X)	03/16/22 12:05
7M120348.D	AD29400-007(5X)	03/16/22 12:29
7M120349.D	AD29404-003	03/16/22 12:53
7M120350.D	AD29404-004	03/16/22 13:16
7M120351.D	AD29404-002(10X)	03/16/22 13:40
7M120352.D	AD29415-002(20X)	03/16/22 14:04
7M120353.D	AD29454-001(3X)	03/16/22 14:28
7M120354.D	AD29402-013(3X)	03/16/22 14:52
7M120355.D	AD29415-006(3X)	03/16/22 15:15
7M120356.D	AD29415-001(10X)	03/16/22 15:39
7M120357.D	AD29415-005(10X)	03/16/22 16:03
7M120358.D	AD29273-005	03/16/22 16:26
7M120359.D	AD29334-001(5X)(	03/16/22 16:50
7M120360.D	AD29273-005(MS)	03/16/22 17:14
7M120361.D	AD29273-005(MSD	03/16/22 17:37
7M120362.D	AD29402-001	03/16/22 18:01
7M120363.D	AD29402-004	03/16/22 18:24
7M120364.D	AD29402-007	03/16/22 18:48
7M120365.D	AD29402-010	03/16/22 19:11

Data Path : G:\GcMsData\2022\GCMS_7\Data\03-16-22\
Data File : 7M120339.D
Acq On : 16 Mar 2022 8:44
Operator : AH/JB
Sample : CAL DFTPP
Misc : A,BNA
ALS Vial : 1 Sample Multiplier: 1

Integration File: LSCINT.P

Method : G:\GCMSDATA\2022\GCMS_7\MethodQt\7M_0224.M
Title : @GCMS_7,mg,625,8270
Last Update : Thu Feb 24 14:34:34 2022

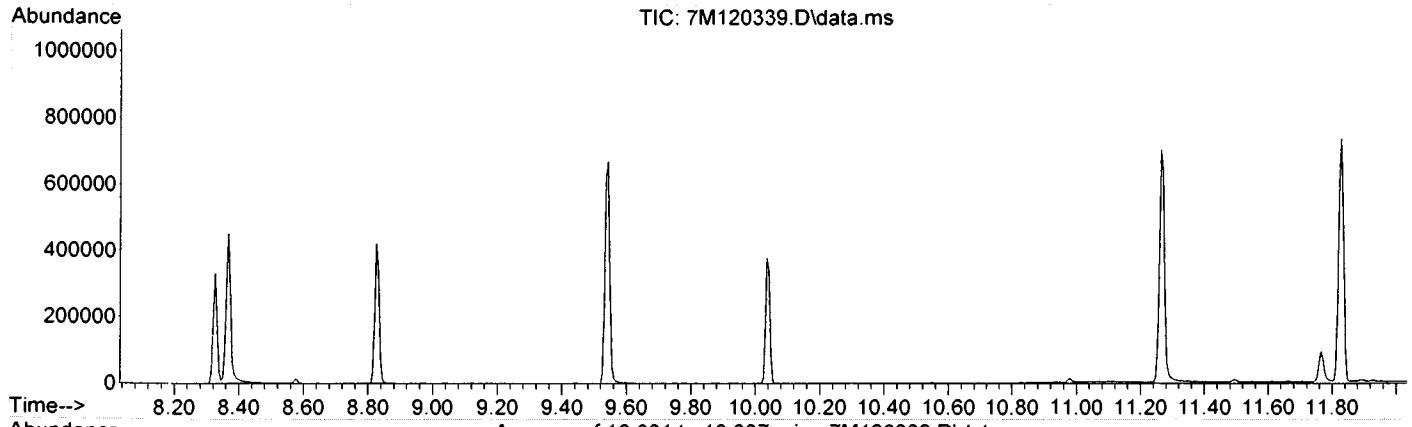

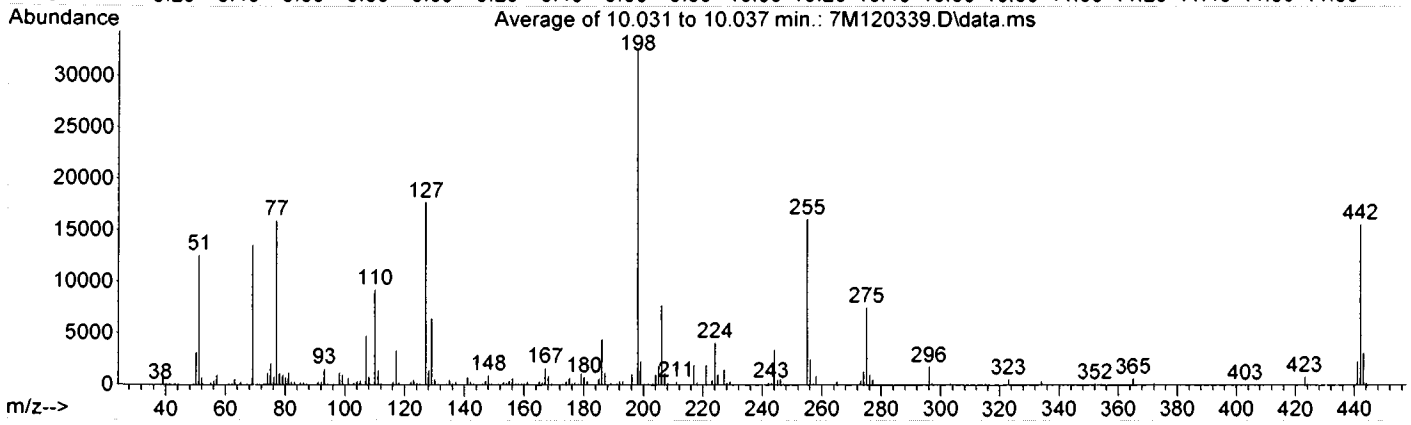

Spectrum Information: Average of 10.031 to 10.037 min.

Target Mass	Rel. to Mass	Lower Limit%	Upper Limit%	Rel. Abn%	Raw Abn	Result Pass/Fail
51	198	30	60	38.6	12627	PASS
68	69	0.00	2	0.0	0	PASS
69	198	0.00	100	41.6	13611	PASS
70	69	0.00	2	0.0	0	PASS
127	198	40	60	54.1	17725	PASS
197	198	0.00	1	0.0	0	PASS
198	198	100	100	100.0	32744	PASS
199	198	5	9	7.1	2329	PASS
275	198	10	30	23.1	7564	PASS
365	198	1	100	2.0	667	PASS
441	443	0.01	100	74.3	2335	PASS
442	198	40	100	47.7	15609	PASS
443	442	17	23	20.1	3142	PASS

Form 5

Tune Name: CAL DFTPP
Instrument: GCMS 9

Data File: 9M112027.D
Analysis Date: 03/21/22 08:17
Method: EPA 8270E

Tune Scan/Time Range: Average of 10.060 to 10.066 min

Tgt Mass	Rel Mass	Lo Lim	Hi Lim	Rel Abund	Raw Abund	Pass/ Fail
51	198	30	60	37.0	15224	PASS
68	69	0.00	2	0.0	0	PASS
69	198	0.00	100	41.2	16945	PASS
70	69	0.00	2	0.0	0	PASS
127	198	40	60	49.1	20215	PASS
197	198	0.00	1	0.0	0	PASS
198	198	100	100	100.0	41136	PASS
199	198	5	9	7.0	2864	PASS
275	198	10	30	25.9	10664	PASS
365	198	1	100	3.5	1440	PASS
441	443	0.01	100	76.5	4323	PASS
442	198	40	100	69.4	28543	PASS
443	442	17	23	19.8	5652	PASS

Data File	Sample Number	Analysis Date:
9M112028.D	CAL BNA@50PPM	03/21/22 08:40
9M112029.D	WMB99128(MS)	03/21/22 09:03
9M112030.D	WMB99128	03/21/22 09:26
9M112031.D	AD29408-001(MS)	03/21/22 09:49
9M112032.D	AD29408-001(MSD	03/21/22 10:12
9M112033.D	AD29408-001	03/21/22 10:35
9M112034.D	AD29408-002	03/21/22 10:58
9M112035.D	AD29408-003	03/21/22 11:22
9M112036.D	AD29420-016(3X)	03/21/22 11:45
9M112037.D	AD29408-004	03/21/22 12:08
9M112038.D	AD29408-001	03/21/22 12:31
9M112039.D	AD29408-005	03/21/22 12:54
9M112040.D	AD29408-006	03/21/22 13:17
9M112041.D	AD29408-007	03/21/22 13:40
9M112042.D	AD29408-008	03/21/22 14:03
9M112043.D	AD29408-009	03/21/22 14:26
9M112044.D	AD29408-010	03/21/22 14:49
9M112045.D	WMB99146	03/21/22 15:12
9M112046.D	AD29470-001	03/21/22 15:35
9M112047.D	AD29470-002	03/21/22 15:58
9M112048.D	AD29470-003	03/21/22 16:22
9M112049.D	AD29470-004	03/21/22 16:45
9M112050.D	SMB99149	03/21/22 17:08
9M112051.D	SMB99150	03/21/22 17:31
9M112052.D	SMB99149(MS)	03/21/22 17:54
9M112053.D	SMB99150(MS)	03/21/22 18:17
9M112054.D	AD29504-002	03/21/22 18:40
9M112055.D	AD29504-002(MS)	03/21/22 19:03
9M112056.D	AD29504-002(MSD	03/21/22 19:26
9M112057.D	AD29320-009	03/21/22 19:50

2031407 0186

Data Path : G:\GcMsData\2022\GCMS_9\Data\03-21-22\
Data File : 9M112027.D
Acq On : 21 Mar 2022 8:17
Operator : AH/JB
Sample : CAL DFTPP
Misc : A,BNA
ALS Vial : 1 Sample Multiplier: 1

Integration File: LSCINT.P

Method : G:\GCMSDATA\2022\GCMS_9\MethodQt\9M_0318.M
Title : @GCMS_9,mg,625,8270
Last Update : Fri Mar 18 13:16:05 2022

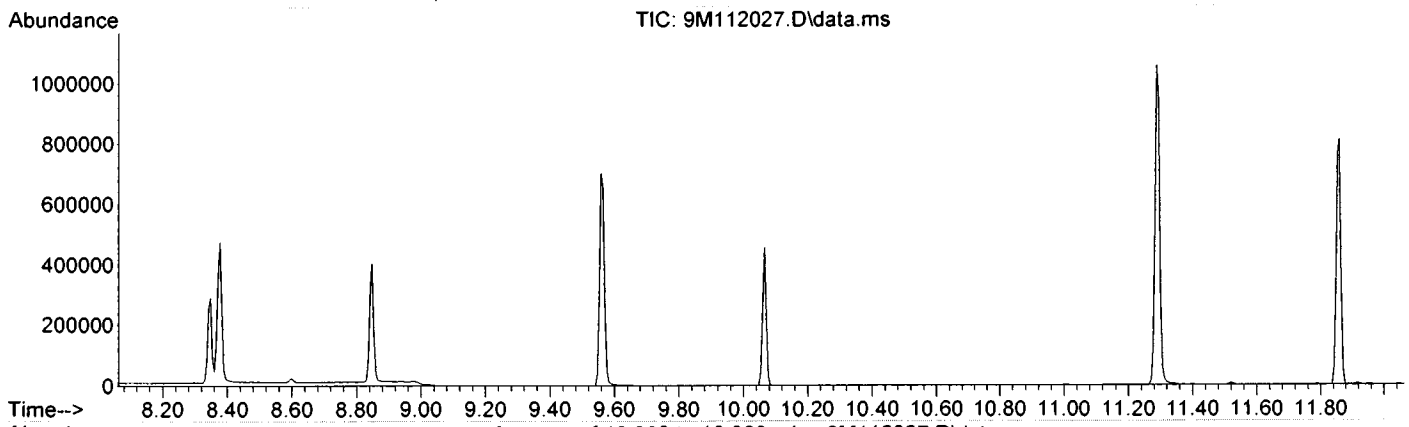

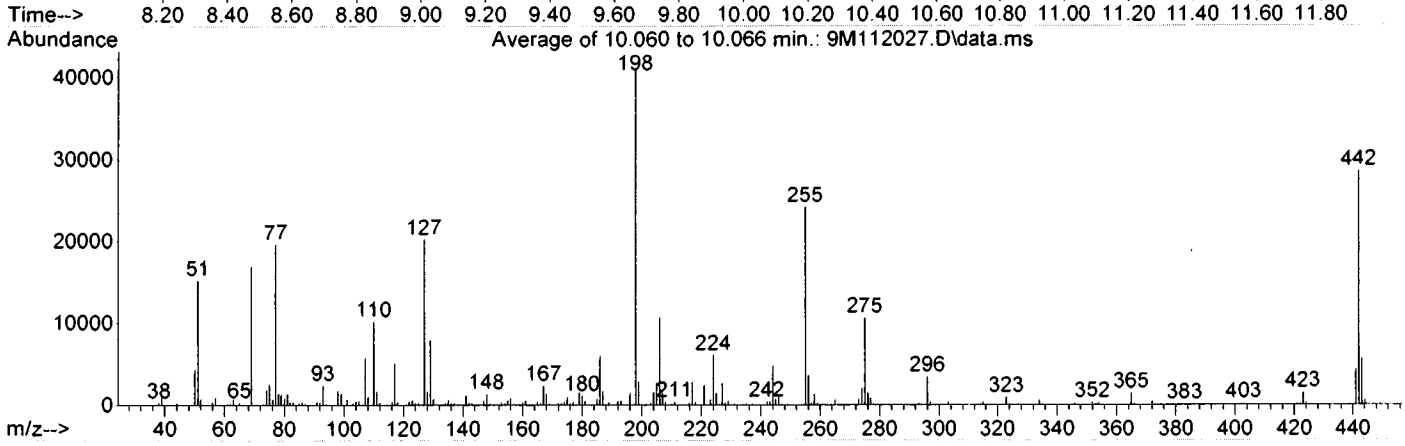

Spectrum Information: Average of 10.060 to 10.066 min.

Target Mass	Rel. to Mass	Lower Limit%	Upper Limit%	Rel. Abn%	Raw Abn	Result Pass/Fail
51	198	30	60	37.0	15224	PASS
68	69	0.00	2	0.0	0	PASS
69	198	0.00	100	41.2	16945	PASS
70	69	0.00	2	0.0	0	PASS
127	198	40	60	49.1	20215	PASS
197	198	0.00	1	0.0	0	PASS
198	198	100	100	100.0	41136	PASS
199	198	5	9	7.0	2864	PASS
275	198	10	30	25.9	10664	PASS
365	198	1	100	3.5	1440	PASS
441	443	0.01	100	76.5	4323	PASS
442	198	40	100	69.4	28543	PASS
443	442	17	23	19.8	5652	PASS

Form 5

Tune Name: CAL DFTPP **Data File:** 10M89939.D
Instrument: GCMS 10 **Analysis Date:** 03/21/22 08:25
Method: EPA 8270E

Tune Scan/Time Range: Average of 9.917 to 9.923 min

Tgt Mass	Rel Mass	Lo Lim	Hi Lim	Rel Abund	Raw Abund	Pass/ Fail
51	198	30	60	46.6	50084	PASS
68	69	0.00	2	1.6	766	PASS
69	198	0.00	100	45.3	48720	PASS
70	69	0.00	2	0.7	333	PASS
127	198	40	60	56.1	60236	PASS
197	198	0.00	1	0.3	373	PASS
198	198	100	100	100.0	107452	PASS
199	198	5	9	6.8	7256	PASS
275	198	10	30	23.4	25092	PASS
365	198	1	100	2.6	2832	PASS
441	443	0.01	100	80.0	9732	PASS
442	198	40	100	60.5	65052	PASS
443	442	17	23	18.7	12160	PASS

Data File	Sample Number	Analysis Date:
10M89940.D	CAL BNA@50PPM	03/21/22 08:47
10M89941.D	AD29415-007	03/21/22 09:33
10M89942.D	AD29415-008	03/21/22 09:55
10M89943.D	AD29415-009	03/21/22 10:18
10M89944.D	AD29403-007	03/21/22 10:40
10M89945.D	AD29403-008	03/21/22 11:02
10M89946.D	WMB99128	03/21/22 11:24
10M89947.D	OMB99129	03/21/22 11:47
10M89948.D	OMB99130	03/21/22 12:09
10M89949.D	AD29445-001	03/21/22 12:31
10M89950.D	AD29445-002	03/21/22 12:54
10M89951.D	AD29445-003	03/21/22 13:16
10M89952.D	AD29445-004	03/21/22 13:38
10M89953.D	AD29445-005	03/21/22 14:00
10M89954.D	AD29448-004	03/21/22 14:22
10M89955.D	AD29448-005	03/21/22 14:45
10M89956.D	AD29448-001	03/21/22 15:07
10M89957.D	AD29448-002	03/21/22 15:29
10M89958.D	AD29448-003	03/21/22 15:52
10M89959.D	AD29443-001	03/21/22 16:14
10M89960.D	AD29443-004	03/21/22 16:36
10M89961.D	AD29444-002	03/21/22 16:58
10M89962.D	AD29320-010	03/21/22 17:56
10M89963.D	AD29320-011	03/21/22 18:18
10M89964.D	AD29320-012	03/21/22 18:41
10M89965.D	AD29504-001	03/21/22 19:03
10M89966.D	AD29534-001	03/21/22 19:25
10M89967.D	AD29534-012	03/21/22 19:47

2031407 0188

Data Path : G:\GcMsData\2022\GCMS_10\Data\03-21-22\
Data File : 10M89939.D
Acq On : 21 Mar 2022 8:25
Operator : AH/JB
Sample : CAL DFTPP
Misc : A,BNA
ALS Vial : 1 Sample Multiplier: 1

Integration File: LSCINT.P

Method : G:\GCMSDATA\2022\GCMS_10\MethodQt\10M_0307.M
Title : @GCMS_10,mg,625,8270
Last Update : Mon Mar 07 15:17:07 2022

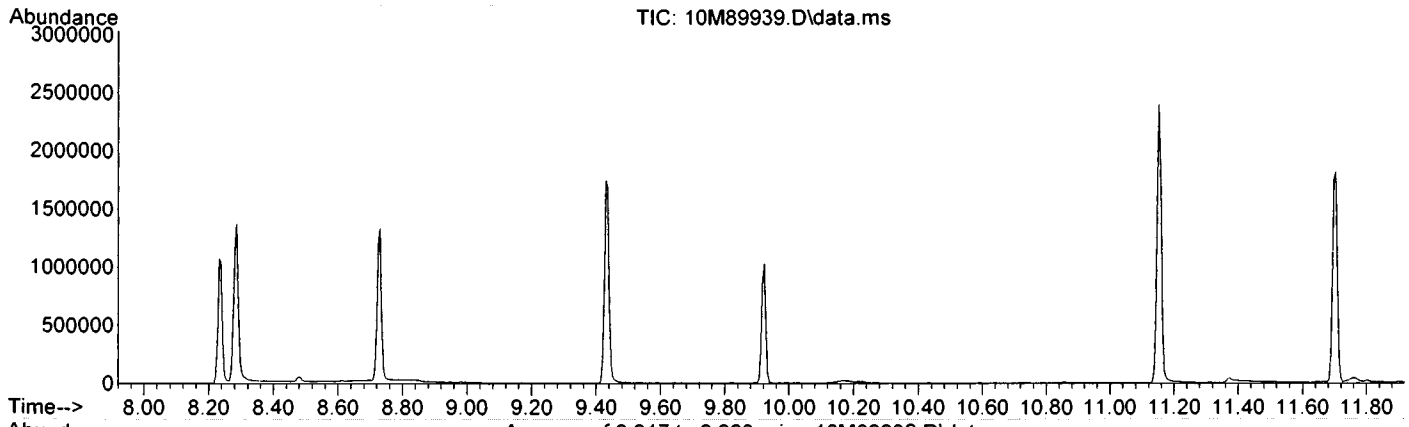

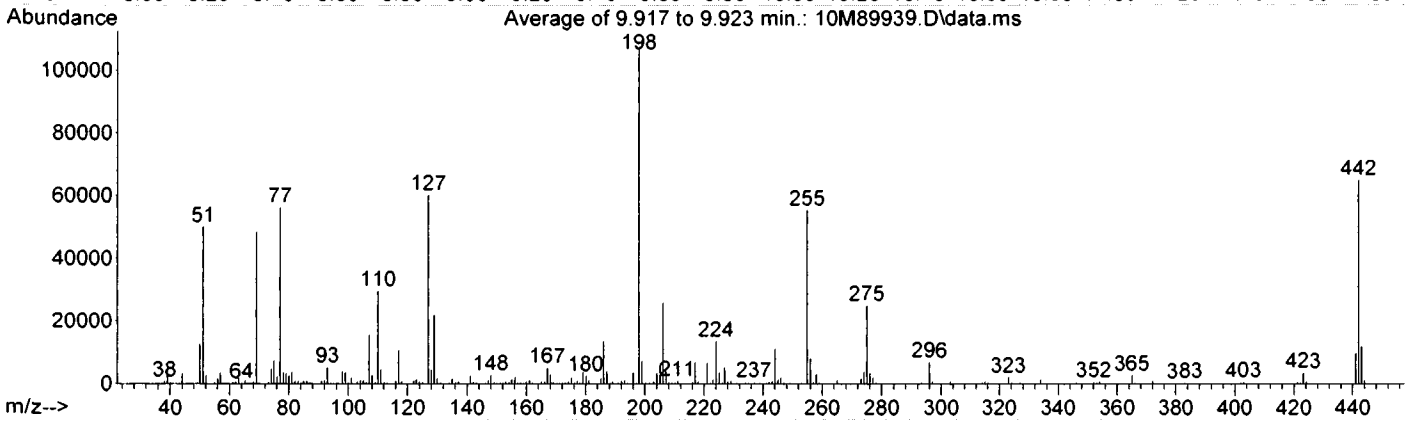

Spectrum Information: Average of 9.917 to 9.923 min.

Target Mass	Rel. to Mass	Lower Limit%	Upper Limit%	Rel. Abn%	Raw Abn	Result Pass/Fail
51	198	30	60	46.6	50084	PASS
68	69	0.00	2	1.6	766	PASS
69	198	0.00	100	45.3	48720	PASS
70	69	0.00	2	0.7	333	PASS
127	198	40	60	56.1	60236	PASS
197	198	0.00	1	0.3	373	PASS
198	198	100	100	100.0	107452	PASS
199	198	5	9	6.8	7256	PASS
275	198	10	30	23.4	25092	PASS
365	198	1	100	2.6	2832	PASS
441	443	0.01	100	80.0	9732	PASS
442	198	40	100	60.5	65052	PASS
443	442	17	23	18.7	12160	PASS

2031407 0189

Form 6
Initial Calibration

Method: EPA 8270E

Instrument: GCMS_7

Level #:	Data File:	Cal Identifier:	Analysis Date/Time	Level #:	Data File:	Cal Identifier:	Analysis Date/Time
1	7M119997.D	CAL BNA@50PPM	02/24/22 13:09	2	7M119992.D	CAL BNA@2PPM	02/24/22 10:27
3	7M119991.D	CAL BNA@10PPM	02/24/22 10:03	4	7M119998.D	CAL BNA@20PPM	02/24/22 13:34
5	7M119996.D	CAL BNA@80PPM	02/24/22 12:46	6	7M119995.D	CAL BNA@120PPM	02/24/22 12:21
7	7M119994.D	CAL BNA@160PPM	02/24/22 11:58	8	7M119993.D	CAL BNA@196PPM	02/24/22 11:34
9	7M119999.D	CAL BNA@0.5PPM	02/24/22 13:57				

Compound	Col	Mr	Fit:	RF1	RF2	RF3	RF4	RF5	RF6	RF7	RF8	RF9	AvgRf	RT	Corr1	Corr2	%Rsd		Calibration Level Concentrations Lvl1	Lvl2	Lvl3	Lvl4	Lvl5	Lvl6	Lvl7	Lvl8	Lvl9
1,4-Dioxane	1	0	Avg	1.0117	1.2117	1.1679	1.0524	0.9894	1.0349	1.0164	1.0915	1.2644	1.09	2.70	0.997	0.999	9.0		50.00	2.00	10.00	20.00	80.00	120.0	160.0	196.0	0.50
Pyridine	1	0	Avg	2.1144	1.8785	2.0040	2.1030	2.1092	2.2539	2.1766	2.3010	-----	2.12	3.17	0.998	0.999	6.3		50.00	2.00	10.00	20.00	80.00	120.0	160.0	196.0	
N-Nitrosodimethylamin	1	0	Avg	1.5084	1.3968	1.5841	1.5338	1.4973	1.5560	1.5126	1.5989	-----	1.52	3.12	0.999	0.999	4.1		50.00	2.00	10.00	20.00	80.00	120.0	160.0	196.0	
2-Fluorophenol	1	0	Avg	2.5512	2.5176	2.6897	2.5991	2.5304	2.6172	2.5085	2.4706	-----	2.56	4.68	0.999	1.00	2.8		50.00	2.00	10.00	20.00	80.00	120.0	160.0	196.0	
Benzaldehyde	1	0	Avg	1.8109	1.9665	1.9759	1.9081	1.7511	1.6882	1.5247	1.3459	-----	1.75	5.50	0.986	0.999	13	0.01	50.00	2.00	10.00	20.00	80.00	120.0	160.0	196.0	
Aniline	1	0	Avg	3.6502	3.7907	3.9516	3.8684	3.5681	3.5574	3.3913	3.2566	3.7476	3.64	5.59	0.998	1.00	6.2		50.00	2.00	10.00	20.00	80.00	120.0	160.0	196.0	0.50
Pentachloroethane	1	0	Avg	0.8984	0.8957	0.9317	0.9158	0.8680	0.8795	0.8305	0.7926	-----	0.877	5.63	0.996	1.00	5.2	0.05	50.00	2.00	10.00	20.00	80.00	120.0	160.0	196.0	
bis(2-Chloroethyl)ether	1	0	Avg	2.3655	2.5476	2.5736	2.4904	2.2668	2.2784	2.1407	1.9716	2.5383	2.35	5.65	0.993	0.999	8.8	0.70	50.00	2.00	10.00	20.00	80.00	120.0	160.0	196.0	0.50
Phenol-d5	1	0	Avg	2.9711	3.0140	3.1882	3.1028	2.9267	2.9211	2.7499	2.6341	-----	2.94	5.55	0.996	1.00	6.1		50.00	2.00	10.00	20.00	80.00	120.0	160.0	196.0	
Phenol	1	0	Avg	3.3258	3.5604	3.6123	3.5024	3.2354	3.2026	2.9774	2.8033	-----	3.28	5.56	0.994	1.00	8.7	0.80	50.00	2.00	10.00	20.00	80.00	120.0	160.0	196.0	
2-Chlorophenol	1	0	Avg	2.7669	2.7009	2.8882	2.8268	2.6635	2.6886	2.5420	2.4133	-----	2.69	5.69	0.997	1.00	5.7	0.80	50.00	2.00	10.00	20.00	80.00	120.0	160.0	196.0	
N-Decane	1	0	Avg	2.1532	2.4914	2.4479	2.3252	1.9558	1.9135	1.7679	1.6647	-----	2.09	5.74	0.992	1.00	15	0.05	50.00	2.00	10.00	20.00	80.00	120.0	160.0	196.0	
1,3-Dichlorobenzene	1	0	Avg	3.0573	3.2334	3.3232	3.2386	2.9069	2.8443	2.6441	2.4463	-----	2.96	5.82	0.991	1.00	10		50.00	2.00	10.00	20.00	80.00	120.0	160.0	196.0	
1,4-Dichlorobenzene	1	0	Avg	1.5883	1.8175	1.8223	1.6936	1.5032	1.4867	1.4070	1.4071	-----	1.59	5.88	0.999	1.00	11		50.00	2.00	10.00	20.00	80.00	120.0	160.0	196.0	
1,2-Dichlorobenzene	1	0	Avg	1.5069	1.7300	1.7357	1.6275	1.4261	1.4299	1.3497	1.3621	-----	1.52	6.01	0.999	0.999	10		50.00	2.00	10.00	20.00	80.00	120.0	160.0	196.0	
Benzyl alcohol	1	0	Avg	0.9202	0.9334	0.9958	0.9548	0.8796	0.8955	0.8686	0.8895	-----	0.917	5.98	0.999	1.00	4.7		50.00	2.00	10.00	20.00	80.00	120.0	160.0	196.0	
bis(2-chloroisopropyl)e	1	0	Avg	1.3018	1.4972	1.5483	1.4212	1.2270	1.2226	1.1590	1.1866	-----	1.32	6.09	0.999	0.999	11	0.01	50.00	2.00	10.00	20.00	80.00	120.0	160.0	196.0	
2-Methylphenol	1	0	Avg	1.2312	1.3167	1.3968	1.2912	1.1897	1.1896	1.1479	1.1756	1.2421	1.24	6.07	1.00	1.00	6.4	0.70	50.00	2.00	10.00	20.00	80.00	120.0	160.0	196.0	0.50
Acetophenone	1	0	Qua	1.6982	2.0821	2.1092	1.9007	1.5114	1.4090	1.3025	1.2890	-----	1.66	6.19	0.993	0.998	20	0.01	50.00	2.00	10.00	20.00	80.00	120.0	160.0	196.0	
Hexachloroethane	1	0	Avg	0.5511	0.5861	0.6085	0.5654	0.5300	0.5394	0.5134	0.5247	-----	0.552	6.28	0.999	0.999	5.9	0.30	50.00	2.00	10.00	20.00	80.00	120.0	160.0	196.0	
N-Nitroso-di-n-propyla	1	0	Avg	0.7771	0.9625	0.9744	0.8762	0.7108	0.6946	0.6671	0.6926	0.8030	0.795	6.19	0.994	0.997	15	0.50	50.00	2.00	10.00	20.00	80.00	120.0	160.0	196.0	0.50
3&4-Methylphenol	1	0	Avg	1.1962	1.3424	1.4084	1.3274	1.0660	0.9837	0.8915	0.8817	1.0622	1.13	6.19	0.983	0.998	18		50.00	2.00	10.00	20.00	80.00	120.0	160.0	196.0	0.50
Nitrobenzene-d5	1	0	Avg	0.1685	0.1266	0.1606	0.1622	0.1711	0.1765	0.1734	0.1789	-----	0.165	6.31	1.00	1.00	10		25.00	1.00	5.00	10.00	40.00	60.00	80.00	98.00	
Nitrobenzene	1	0	Avg	0.3203	0.2921	0.3294	0.3255	0.3098	0.3101	0.2957	0.3016	-----	0.311	6.33	0.999	0.999	4.4	0.20	50.00	2.00	10.00	20.00	80.00	120.0	160.0	196.0	
Isophorone	1	0	Avg	0.6258	0.6767	0.7029	0.6553	0.5938	0.6040	0.5924	0.6166	-----	0.633	6.51	0.999	0.999	6.4	0.40	50.00	2.00	10.00	20.00	80.00	120.0	160.0	196.0	
2-Nitrophenol	1	0	Avg	0.1819	0.1092	0.1516	0.1705	0.1866	0.1947	0.1884	0.1917	-----	0.172	6.58	0.999	1.00	17	0.10	50.00	2.00	10.00	20.00	80.00	120.0	160.0	196.0	
2,4-Dimethylphenol	1	0	Avg	0.3485	0.3578	0.3845	0.3701	0.3341	0.3336	0.3177	0.3208	0.2764	0.338	6.60	0.999	1.00	9.5	0.20	50.00	2.00	10.00	20.00	80.00	120.0	160.0	196.0	0.50
Benzoic Acid	1	0	Avg	0.2554	-----	0.1541	0.2084	0.2525	0.2337	0.2386	0.2489	-----	0.227	6.68	0.998	0.998	16		50.00		10.00	20.00	80.00	120.0	160.0	196.0	
bis(2-Chloroethoxy)me	1	0	Avg	0.3815	0.4302	0.4296	0.4051	0.3613	0.3613	0.3397	0.3467	-----	0.382	6.68	0.999	0.999	9.4	0.30	50.00	2.00	10.00	20.00	80.00	120.0	160.0	196.0	
2,4-Dichlorophenol	1	0	Avg	0.3147	0.2902	0.3276	0.3244	0.3015	0.3036	0.2886	0.2861	0.2244	0.296	6.76	0.999	1.00	10	0.20	50.00	2.00	10.00	20.00	80.00	120.0	160.0	196.0	0.50
1,2,4-Trichlorobenzen	1	0	Avg	0.3462	0.3764	0.3842	0.3639	0.3319	0.3286	0.3069	0.3040	-----	0.343	6.83	0.998	1.00	8.8		50.00	2.00	10.00	20.00	80.00	120.0	160.0	196.0	
Naphthalene	1	0	Avg	1.0739	1.2950	1.2596	1.1652	0.9915	0.9609	0.8917	0.8761	1.2689	1.09	6.89	0.996	0.999	15	0.70	50.00	2.00	10.00	20.00	80.00	120.0	160.0	196.0	0.50
4-Chloroaniline	1	0	Avg	0.4309	0.4571	0.4945	0.4590	0.3979	0.3813	0.3423	0.3317	0.4066	0.411	6.92	0.989	0.999	13	0.01	50.00	2.00	10.00	20.00	80.00	120.0	160.0	196.0	0.50
Hexachlorobutadiene	1	0	Avg	0.1918	0.2167	0.2086	0.2003	0.1854	0.1865	0.1744	0.1727	-----	0.192	6.98	0.998	1.00	8.1	0.01	50.00	2.00	10.00	20.00	80.00	120.0	160.0	196.0	
Caprolactam	1	0	Avg	0.1158	0.0959	0.1169	0.1167	0.1148	0.1279	0.1241	0.1070	-----	0.115	7.21	0.986	0.992	8.6	0.01	50.00	2.00	10.00	20.00	80.00	120.0	160.0	196.0	
4-Chloro-3-methylphe	1	0	Avg	0.2953	0.2689	0.3106	0.3018	0.2906	0.2945	0.2823	0.2864	-----	0.291	7.29	1.00	1.00	4.3	0.20	50.00	2.00	10.00	20.00	80.00	120.0	160.0	196.0	
2-Methylnaphthalene	1	0	Avg	0.7023	0.8065	0.8021	0.7558	0.6567	0.6398	0.5890	0.5728	-----	0.691	7.43	0.995	1.00	13	0.40	50.00	2.00	10.00	20.00	80.00	120.0	160.0	196.0	
1-Methylnaphthalene	1	0	Avg	0.6746	0.7834	0.7822	0.7334	0.6290	0.6096	0.5650	0.5551	-----	0.667	7.50	0.996	1.00	14	0.40	50.00	2.00	10.00	20.00	80.00	120.0	160.0	196.0	
Methylnaphthalenes (T	1	0	Avg	0.6904	0.7948	0.7921	0.7464	0.6433	0.6256	0.5772	0.5639	-----	0.679	7.43	0.995	1.00	13		100.0	4.00	20.00	40.00	160.0	240.0	320.0	392.0	
1,1'-Biphenyl	1	0	Avg	0.8593	0.9708	0.9900	0.9310	0.8028	0.7807	0.7102	0.6922	-----	0.842	7.80	0.994	0.999	14	0.01	50.00	2.00	10.00	20.00	80.00	120.0	160.0	196.0	
1,2,4,5-Tetrachloroben	1	0	Avg	0.6749	0.7509	0.7666	0.7115	0.6399	0.6276	0.5772	0.5620	-----	0.664	7.56	0.995	1.00	11	0.01	50.00	2.00	10.00	20.00	80.00	120.0	160.0	196.0	

Flags
a - failed the min rf criteria
c - failed the minimum correlation coeff criteria(if applicable)

Note: Avg Rsd: 10.2
Corr 1 = Correlation Coefficient for linear Eq.
Corr 2 = Correlation Coefficient for quad Eq.
Fit = Indicates whether Avg RF, Linear, or Quadratic Curve was used for compound.

2031407 0190

Method: EPA 8270E

Form 6
Initial Calibration

Instrument: GCMS_7

Level #:	Data File:	Cal Identifier:	Analysis Date/Time	Level #:	Data File:	Cal Identifier:	Analysis Date/Time
1	7M119997.D	CAL BNA@50PPM	02/24/22 13:09	2	7M119992.D	CAL BNA@2PPM	02/24/22 10:27
3	7M119991.D	CAL BNA@10PPM	02/24/22 10:03	4	7M119998.D	CAL BNA@20PPM	02/24/22 13:34
5	7M119996.D	CAL BNA@80PPM	02/24/22 12:46	6	7M119995.D	CAL BNA@120PPM	02/24/22 12:21
7	7M119994.D	CAL BNA@160PPM	02/24/22 11:58	8	7M119993.D	CAL BNA@196PPM	02/24/22 11:34
9	7M119999.D	CAL BNA@0.5PPM	02/24/22 13:57				

Compound	Col	Mr	Fit:	RF1	RF2	RF3	RF4	RF5	RF6	RF7	RF8	RF9	AvgRf	RT	Corr1	Corr2	%Rsd		Calibration Level Concentrations Lvl1	Lvl2	Lvl3	Lvl4	Lvl5	Lvl6	Lvl7	Lvl8	Lvl9
Hexachlorocyclopenta	1	0	Avg	0.3183	0.2006	0.2713	0.2809	0.3273	0.3358	0.3121	0.3086	-----	0.294	7.55	0.997	0.999	15	0.05	50.00	2.00	10.00	20.00	80.00	120.0	160.0	196.0	
2,4,6-Trichlorophenol	1	0	Avg	0.4537	0.3715	0.4652	0.4455	0.4419	0.4754	0.4321	0.4338	-----	0.440	7.65	0.997	0.998	7.1	0.20	50.00	2.00	10.00	20.00	80.00	120.0	160.0	196.0	
2,4,5-Trichlorophenol	1	0	Avg	0.4772	0.3657	0.4994	0.4868	0.4786	0.4893	0.4265	0.4747	-----	0.462	7.68	0.994	0.994	9.7	0.20	50.00	2.00	10.00	20.00	80.00	120.0	160.0	196.0	
2-Fluorobiphenyl	1	0	Avg	1.6254	1.7996	1.8202	1.7148	1.5794	1.5884	1.4850	1.5054	-----	1.64	7.72	0.998	1.00	7.7		25.00	1.00	5.00	10.00	40.00	60.00	80.00	98.00	
2-Chloronaphthalene	1	0	Avg	1.3101	1.4611	1.5182	1.4053	1.2501	1.2258	1.1344	1.1237	-----	1.30	7.83	0.997	0.999	11	0.80	50.00	2.00	10.00	20.00	80.00	120.0	160.0	196.0	
1,4-Dimethylnaphthale	1	0	Qua	1.0128	1.1937	1.2110	1.1195	0.9273	0.8563	0.7509	0.6992	-----	0.971	8.11	0.979	0.999	20		50.00	2.00	10.00	20.00	80.00	120.0	160.0	196.0	
Dimethylnaphthalenes	1	0	Qua	1.0128	1.1937	1.2110	1.1195	0.9273	0.8563	0.7509	0.6992	-----	0.971	8.11	0.978	0.999	20		50.00	2.00	10.00	20.00	80.00	120.0	160.0	196.0	
Diphenyl Ether	1	0	Avg	0.9541	1.0830	1.1155	1.0234	0.9024	0.8784	0.8188	0.8066	-----	0.948	7.89	0.997	1.00	12		50.00	2.00	10.00	20.00	80.00	120.0	160.0	196.0	
2-Nitroaniline	1	0	Avg	0.3508	0.2644	0.3515	0.3619	0.3436	0.3466	0.3292	0.3304	-----	0.335	7.90	0.999	1.00	9.1	0.01	50.00	2.00	10.00	20.00	80.00	120.0	160.0	196.0	
Coumarin	1	0	Avg	0.5269	0.5147	0.5968	0.5635	0.5079	0.4799	0.4237	0.3910	-----	0.501	8.09	0.982	1.00	14		50.00	2.00	10.00	20.00	80.00	120.0	160.0	196.0	
Acenaphthylene	1	0	Avg	2.0492	2.3518	2.4219	2.2488	1.9223	1.8566	1.7069	1.6806	-----	2.03	8.19	0.993	0.999	14	0.90	50.00	2.00	10.00	20.00	80.00	120.0	160.0	196.0	
Dimethylphthalate	1	0	Avg	1.4821	1.6355	1.7020	1.5816	1.4175	1.4158	1.3422	1.3530	-----	1.49	8.05	0.999	1.00	9.0	0.01	50.00	2.00	10.00	20.00	80.00	120.0	160.0	196.0	
2,6-Dinitrotoluene	1	0	Avg	0.3150	0.1881	0.3070	0.3256	0.2899	0.2705	0.2398	0.2451	-----	0.273	8.10	0.990	0.997	17	0.20 a	50.00	2.00	10.00	20.00	80.00	120.0	160.0	196.0	
Acenaphthene	1	0	Avg	1.2672	1.5144	1.5192	1.4028	1.1929	1.1630	1.0785	1.0595	-----	1.27	8.34	0.996	1.00	14	0.90	50.00	2.00	10.00	20.00	80.00	120.0	160.0	196.0	
3-Nitroaniline	1	0	Avg	0.3790	0.2305	0.3819	0.3817	0.3680	0.3685	0.3477	0.3510	-----	0.351	8.26	0.999	0.999	14	0.01	50.00	2.00	10.00	20.00	80.00	120.0	160.0	196.0	
2,4-Dinitrophenol	1	0	Qua	0.0847	-----	0.0526	0.0624	0.0958	0.1125	0.1174	0.1277	-----	0.0934	8.35	0.992	0.999	30	0.20 a	50.00		10.00	20.00	80.00	120.0	160.0	196.0	
Dibenzofuran	1	0	Avg	1.8824	2.1912	2.1847	2.0206	1.7722	1.7205	1.5924	1.5343	2.0845	1.89	8.50	0.995	1.00	13	0.80	50.00	2.00	10.00	20.00	80.00	120.0	160.0	196.0	0.50
2,4-Dinitrotoluene	1	0	Qua	0.4056	0.1808	0.3161	0.3679	0.4160	0.4363	0.4219	0.4297	-----	0.372	8.47	1.00	1.00	23	0.20 a	50.00	2.00	10.00	20.00	80.00	120.0	160.0	196.0	
4-Nitrophenol	1	0	Qua	0.2199	0.0716	0.1568	0.2052	0.2162	0.2294	0.2250	0.2336	-----	0.195	8.38	0.999	0.999	28	0.01	50.00	2.00	10.00	20.00	80.00	120.0	160.0	196.0	
2,3,4,6-Tetrachlorophe	1	0	Avg	0.4050	0.2840	0.4038	0.3821	0.3808	0.4125	0.3846	0.3945	-----	0.381	8.60	0.999	0.999	11	0.01	50.00	2.00	10.00	20.00	80.00	120.0	160.0	196.0	
Fluorene	1	0	Avg	1.4374	1.6579	1.7235	1.5927	1.3426	1.2964	1.1883	1.1218	-----	1.42	8.82	0.991	1.00	16	0.90	50.00	2.00	10.00	20.00	80.00	120.0	160.0	196.0	
4-Chlorophenyl-phenyl	1	0	Avg	0.7455	0.8217	0.8374	0.7836	0.7064	0.6914	0.6355	0.5940	-----	0.727	8.81	0.991	1.00	12	0.40	50.00	2.00	10.00	20.00	80.00	120.0	160.0	196.0	
Diethylphthalate	1	0	Avg	1.4594	1.6243	1.6748	1.5574	1.4066	1.4094	1.3221	1.2926	-----	1.47	8.69	0.998	1.00	9.4	0.01	50.00	2.00	10.00	20.00	80.00	120.0	160.0	196.0	
4-Nitroaniline	1	0	Avg	0.3895	0.2702	0.3995	0.3999	0.3821	0.3985	0.3861	0.3943	-----	0.378	8.83	1.00	1.00	12	0.01	50.00	2.00	10.00	20.00	80.00	120.0	160.0	196.0	
Atrazine	1	0	Avg	0.4424	0.4079	0.4589	0.4497	0.4330	0.4405	0.4182	0.4198	-----	0.434	9.46	0.999	1.00	4.0	0.01	50.00	2.00	10.00	20.00	80.00	120.0	160.0	196.0	
4,6-Dinitro-2-methylph	1	0	Qua	0.0658	-----	0.0413	0.0505	0.0753	0.0852	0.0884	0.0935	-----	0.0715	8.85	0.996	1.00	28	0.01	50.00		10.00	20.00	80.00	120.0	160.0	196.0	
n-Nitrosodiphenylamin	1	0	Avg	0.6185	0.6788	0.7147	0.6700	0.5930	0.5873	0.5422	0.5378	-----	0.618	8.92	0.996	0.999	11	0.01	50.00	2.00	10.00	20.00	80.00	120.0	160.0	196.0	
2,4,6-Tribromophenol	1	0	Avg	0.1183	0.0723	0.1033	0.1144	0.1224	0.1310	0.1294	0.1327	-----	0.116	9.05	0.999	1.00	17		50.00	2.00	10.00	20.00	80.00	120.0	160.0	196.0	
1,2-Diphenylhydrazine	1	0	Avg	0.5914	0.6924	0.7736	0.6472	0.6122	0.5985	0.5666	0.5632	-----	0.631	8.97	0.997	0.999	11		50.00	2.00	10.00	20.00	80.00	120.0	160.0	196.0	
4-Bromophenyl-phenyl	1	0	Avg	0.2257	0.2248	0.2396	0.2335	0.2239	0.2281	0.2184	0.2234	-----	0.227	9.30	0.999	1.00	2.9	0.10	50.00	2.00	10.00	20.00	80.00	120.0	160.0	196.0	
Hexachlorobenzene	1	0	Avg	0.2556	0.2667	0.2697	0.2621	0.2513	0.2583	0.2524	0.2519	-----	0.259	9.37	0.999	1.00	2.7	0.10	50.00	2.00	10.00	20.00	80.00	120.0	160.0	196.0	
N-Octadecane	1	0	Avg	0.3392	0.3583	0.4054	0.3728	0.3175	0.2990	0.2785	0.2716	-----	0.330	9.64	0.995	1.00	14	0.05	50.00	2.00	10.00	20.00	80.00	120.0	160.0	196.0	
Pentachlorophenol	1	0	Avg	0.1483	-----	0.1110	0.1279	0.1561	0.1653	0.1626	0.1686	-----	0.149	9.57	0.999	1.00	14	0.05	50.00		10.00	20.00	80.00	120.0	160.0	196.0	
Phenanthrene	1	0	Avg	1.0221	1.2429	1.2118	1.1149	0.9678	0.9565	0.8924	0.8871	-----	1.04	9.80	0.996	0.999	13	0.70	50.00	2.00	10.00	20.00	80.00	120.0	160.0	196.0	
Anthracene	1	0	Avg	1.0453	1.1886	1.2297	1.1419	0.9911	0.9758	0.9046	0.8973	-----	1.05	9.86	0.997	0.999	12	0.70	50.00	2.00	10.00	20.00	80.00	120.0	160.0	196.0	
Carbazole	1	0	Avg	0.9979	1.0868	1.1639	1.0876	0.9598	0.9367	0.8849	0.8808	-----	1.00	10.03	0.998	1.00	10	0.01	50.00	2.00	10.00	20.00	80.00	120.0	160.0	196.0	
Di-n-butylphthalate	1	0	Avg	1.1842	1.1820	1.3407	1.2743	1.1419	1.1261	1.0451	1.0326	0.9535	1.14	10.41	0.996	1.00	11	0.01	50.00	2.00	10.00	20.00	80.00	120.0	160.0	196.0	0.50
Fluoranthene	1	0	Avg	1.1424	1.1811	1.2678	1.2073	1.1024	1.0742	1.0199	1.0135	-----	1.13	11.14	0.998	1.00	8.0	0.60	50.00	2.00	10.00	20.00	80.00	120.0	160.0	196.0	
Pyrene	1	0	Avg	1.3162	1.4071	1.4618	1.3640	1.2582	1.2578	1.2095	1.2188	-----	1.31	11.41	0.999	1.00	7.0	0.60	50.00	2.00	10.00	20.00	80.00	120.0	160.0	196.0	
Benzidine	1	0	Avg	0.7222	0.5147	0.7620	0.7550	0.6861	0.6621	0.5724	0.5657	-----	0.655	11.29	0.988	0.998	14		50.00	2.00	10.00	20.00	80.00	120.0	160.0	196.0	
Terphenyl-d14	1	0	Avg	0.7830	0.7356	0.8179	0.7845	0.7937	0.8201	0.8160	0.8526	-----	0.800	11.59	0.999	1.00	4.3		25.00	1.00	5.00	10.00	40.00	60.00	80.00	96.00	

Flags
a - failed the min rf criteria
c - failed the minimum correlation coeff criteria(if applicable)

Note: Avg Rsd: 10.2
Corr 1 = Correlation Coefficient for linear Eq.
Corr 2 = Correlation Coefficient for quad Eq.
Fit = Indicates whether Avg RF, Linear, or Quadratic Curve was used for compound.

2031407 0191

Method: EPA 8270E

Form 6
Initial Calibration

Instrument: GCMS_7

Level #:	Data File:	Cal Identifier:	Analysis Date/Time	Level #:	Data File:	Cal Identifier:	Analysis Date/Time
1	7M119997.D	CAL BNA@50PPM	02/24/22 13:09	2	7M119992.D	CAL BNA@2PPM	02/24/22 10:27
3	7M119991.D	CAL BNA@10PPM	02/24/22 10:03	4	7M119998.D	CAL BNA@20PPM	02/24/22 13:34
5	7M119996.D	CAL BNA@80PPM	02/24/22 12:46	6	7M119995.D	CAL BNA@120PPM	02/24/22 12:21
7	7M119994.D	CAL BNA@160PPM	02/24/22 11:58	8	7M119993.D	CAL BNA@196PPM	02/24/22 11:34
9	7M119999.D	CAL BNA@0.5PPM	02/24/22 13:57				

Compound	Col	Mr	Fit:	RF1	RF2	RF3	RF4	RF5	RF6	RF7	RF8	RF9	AvgRf	RT	Corr1	Corr2	%Rsd		Calibration Level Concentrations Lvl1	Lvl2	Lvl3	Lvl4	Lvl5	Lvl6	Lvl7	Lvl8	Lvl9
4,4'-DDE	1	0	Avg	0.2779	0.2774	0.2800	0.2752	0.2792	0.2886	0.2831	0.2921	-----	0.282	11.52	0.999	1.00	2.1		50.00	2.00	10.00	20.00	80.00	120.0	160.0	196.0	
4,4'-DDD	1	0	Avg	0.4897	0.4137	0.4840	0.4891	0.4892	0.4960	0.4787	0.4833	-----	0.478	11.92	1.00	1.00	5.5		50.00	2.00	10.00	20.00	80.00	120.0	160.0	196.0	
Butylbenzylphthalate	1	0	Avg	0.5935	0.5186	0.6079	0.5871	0.5851	0.5988	0.5789	0.5889	-----	0.582	12.18	1.00	1.00	4.7	0.01	50.00	2.00	10.00	20.00	80.00	120.0	160.0	196.0	
4,4'-DDT	1	0	Avg	0.3539	0.2090	0.2910	0.3216	0.3617	0.3588	0.3400	0.3347	-----	0.321	12.28	0.998	1.00	16		50.00	2.00	10.00	20.00	80.00	120.0	160.0	196.0	
3,3'-Dichlorobenzidine	1	0	Avg	0.5374	0.4206	0.5365	0.5331	0.5178	0.5153	0.4828	0.4846	-----	0.504	12.80	0.998	0.999	7.9	0.01	50.00	2.00	10.00	20.00	80.00	120.0	160.0	196.0	
Benzo[a]anthracene	1	0	Avg	1.3411	1.4605	1.4650	1.3725	1.2885	1.2927	1.2334	1.2405	-----	1.34	12.83	0.999	1.00	6.8	0.80	50.00	2.00	10.00	20.00	80.00	120.0	160.0	196.0	
Chrysene	1	0	Avg	1.1648	1.4271	1.3714	1.2690	1.1051	1.0237	0.9490	0.9543	-----	1.16	12.88	0.995	0.999	16	0.70	50.00	2.00	10.00	20.00	80.00	120.0	160.0	196.0	
bis(2-Ethylhexyl)phthal	1	0	Avg	0.7973	0.9198	0.9103	0.8483	0.7456	0.6837	0.6192	0.6396	-----	0.771	12.88	0.993	0.997	15	0.01	50.00	2.00	10.00	20.00	80.00	120.0	160.0	196.0	
Di-n-octylphthalate	1	0	Avg	1.2861	1.0943	1.3239	1.2912	1.2515	1.2582	1.1764	1.1892	-----	1.23	13.64	0.999	1.00	6.1	0.01	50.00	2.00	10.00	20.00	80.00	120.0	160.0	196.0	
Benzo[b]fluoranthene	1	0	Avg	1.2394	1.2146	1.2645	1.2246	1.2442	1.2689	1.1744	1.2531	-----	1.24	14.06	0.999	0.999	2.5	0.70	50.00	2.00	10.00	20.00	80.00	120.0	160.0	196.0	
Benzo[k]fluoranthene	1	0	Avg	1.1943	1.2736	1.2613	1.2828	1.1745	0.9813	1.0888	1.0639	-----	1.17	14.10	0.995	0.995	9.5	0.70	50.00	2.00	10.00	20.00	80.00	120.0	160.0	196.0	
Benzo[a]pyrene	1	0	Avg	1.1743	1.1597	1.2353	1.1908	1.1543	1.1873	1.1398	1.1491	-----	1.17	14.43	1.00	1.00	2.6	0.70	50.00	2.00	10.00	20.00	80.00	120.0	160.0	196.0	
Indeno[1,2,3-cd]pyren	1	0	Avg	1.2329	1.1405	1.2442	1.1863	1.2393	1.3100	1.2641	1.3265	-----	1.24	15.87	0.999	1.00	4.9	0.50	50.00	2.00	10.00	20.00	80.00	120.0	160.0	196.0	
Dibenzo[a,h]anthracen	1	0	Avg	1.0989	1.0034	1.1047	1.0588	1.0878	1.1330	1.0741	1.0998	-----	1.08	15.89	0.999	0.999	3.6	0.40	50.00	2.00	10.00	20.00	80.00	120.0	160.0	196.0	
Benzo[g,h,i]perylene	1	0	Avg	1.0662	1.0614	1.1005	1.0334	1.0577	1.1083	1.0838	1.1280	-----	1.08	16.27	0.999	1.00	2.9	0.50	50.00	2.00	10.00	20.00	80.00	120.0	160.0	196.0	

Flags
a - failed the min rf criteria
c - failed the minimum correlation coeff criteria(if applicable)

Note: Avg Rsd: 10.2
Corr 1 = Correlation Coefficient for linear Eq.
Corr 2 = Correlation Coefficient for quad Eq.
Fit = Indicates whether Avg RF, Linear, or Quadratic Curve was used for compound.

2031407 0192

Method: EPA 8270E

Form 6
Initial Calibration

Instrument: GCMS_10

Level #:	Data File:	Cal Identifier:	Analysis Date/Time	Level #:	Data File:	Cal Identifier:	Analysis Date/Time
1	10M89737.D	CAL BNA@50PPM	03/07/22 13:34	2	10M89730.D	CAL BNA@2PPM	03/07/22 10:55
3	10M89729.D	CAL BNA@10PPM	03/07/22 10:33	4	10M89735.D	CAL BNA@20PPM	03/07/22 12:49
5	10M89734.D	CAL BNA@80PPM	03/07/22 12:27	6	10M89733.D	CAL BNA@120PPM	03/07/22 12:05
7	10M89732.D	CAL BNA@160PPM	03/07/22 11:42	8	10M89731.D	CAL BNA@196PPM	03/07/22 11:20
9	10M89736.D	CAL BNA@0.5PPM	03/07/22 13:11				

Compound	Col	Mr	Fit:	RF1	RF2	RF3	RF4	RF5	RF6	RF7	RF8	RF9	AvgRf	RT	Corr1	Corr2	%Rsd		Lvl1	Lvl2	Lvl3	Lvl4	Lvl5	Lvl6	Lvl7	Lvl8	Lvl9
																			Calibration Level Concentrations								
1,4-Dioxane	1	0	Avg	1.0186	1.4682	1.0338	0.9935	1.0083	0.9850	0.9907	1.0233	0.7672	1.03	2.58	0.999	1.00	18		50.00	2.00	10.00	20.00	80.00	120.0	160.0	196.0	0.50
Pyridine	1	0	Avg	1.9979	1.2584	1.6264	1.9315	2.0912	2.0437	2.1342	2.1750	-----	1.91	3.03	0.999	1.00	16		50.00	2.00	10.00	20.00	80.00	120.0	160.0	196.0	
N-Nitrosodimethylamin	1	0	Avg	1.4812	1.3485	1.3511	1.4674	1.5249	1.5032	1.5242	1.5634	-----	1.47	2.97	1.00	1.00	5.4		50.00	2.00	10.00	20.00	80.00	120.0	160.0	196.0	
2-Fluorophenol	1	0	Avg	2.5237	2.3972	2.3067	2.4400	2.8166	2.5130	2.5777	2.6253	-----	2.53	4.57	0.998	0.998	6.2		50.00	2.00	10.00	20.00	80.00	120.0	160.0	196.0	
Benzaldehyde	1	0	Avg	1.9038	1.7993	1.8289	1.9056	1.9375	1.8688	1.8844	1.9111	-----	1.88	5.40	1.00	1.00	2.4	0.01	50.00	2.00	10.00	20.00	80.00	120.0	160.0	196.0	
Aniline	1	0	Avg	3.9064	3.6753	3.6180	3.9165	3.9174	3.8143	3.8763	3.8598	3.6896	3.81	5.49	1.00	1.00	3.1		50.00	2.00	10.00	20.00	80.00	120.0	160.0	196.0	0.50
Pentachloroethane	1	0	Avg	0.9063	0.8977	0.8571	0.9162	0.9116	0.8779	0.8975	0.9030	-----	0.896	5.53	1.00	1.00	2.2	0.05	50.00	2.00	10.00	20.00	80.00	120.0	160.0	196.0	
bis(2-Chloroethyl)ether	1	0	Avg	2.5892	2.6699	2.4252	2.6213	2.5733	2.4782	2.4226	2.4407	2.9694	2.58	5.55	0.999	1.00	6.7	0.70	50.00	2.00	10.00	20.00	80.00	120.0	160.0	196.0	0.50
Phenol-d5	1	0	Avg	3.1166	2.9298	2.8631	3.1148	3.1308	3.0123	3.0493	3.0787	-----	3.04	5.46	1.00	1.00	3.2		50.00	2.00	10.00	20.00	80.00	120.0	160.0	196.0	
Phenol	1	0	Avg	3.6111	3.5185	3.3793	3.5902	3.5779	3.4836	3.5002	3.4719	-----	3.52	5.47	1.00	1.00	2.2	0.80	50.00	2.00	10.00	20.00	80.00	120.0	160.0	196.0	
2-Chlorophenol	1	0	Avg	2.8763	2.7937	2.7126	2.8656	2.9126	2.7979	2.8394	2.8496	-----	2.83	5.59	1.00	1.00	2.2	0.80	50.00	2.00	10.00	20.00	80.00	120.0	160.0	196.0	
N-Decane	1	0	Avg	2.6434	2.7813	2.6597	2.7277	2.5961	2.5270	2.5078	2.4694	-----	2.61	5.63	1.00	1.00	4.2	0.05	50.00	2.00	10.00	20.00	80.00	120.0	160.0	196.0	
1,3-Dichlorobenzene	1	0	Avg	3.1342	3.3624	3.0036	3.1879	3.1349	3.0284	3.0635	3.0720	-----	3.12	5.72	1.00	1.00	3.7		50.00	2.00	10.00	20.00	80.00	120.0	160.0	196.0	
1,4-Dichlorobenzene	1	0	Avg	1.6098	1.7587	1.4920	1.6204	1.5835	1.5841	1.6017	1.6259	-----	1.61	5.78	1.00	1.00	4.6		50.00	2.00	10.00	20.00	80.00	120.0	160.0	196.0	
1,2-Dichlorobenzene	1	0	Avg	1.5289	1.5809	1.3909	1.5280	1.4979	1.4895	1.5083	1.5327	-----	1.51	5.91	1.00	1.00	3.6		50.00	2.00	10.00	20.00	80.00	120.0	160.0	196.0	
Benzyl alcohol	1	0	Avg	0.9312	0.7995	0.8023	0.9012	0.9131	0.9103	0.9407	0.9492	-----	0.893	5.88	1.00	1.00	6.6		50.00	2.00	10.00	20.00	80.00	120.0	160.0	196.0	
bis(2-chloroisopropyl)e	1	0	Avg	1.8329	1.9541	1.7386	1.8479	1.7604	1.7415	1.7334	1.7608	-----	1.80	5.99	1.00	1.00	4.3	0.01	50.00	2.00	10.00	20.00	80.00	120.0	160.0	196.0	
2-Methylphenol	1	0	Avg	1.2816	1.1857	1.1314	1.2690	1.2453	1.2506	1.2705	1.2997	1.0578	1.22	5.97	1.00	1.00	6.6	0.70	50.00	2.00	10.00	20.00	80.00	120.0	160.0	196.0	0.50
Acetophenone	1	0	Avg	1.7690	1.7794	1.5966	1.7972	1.7081	1.6764	1.6809	1.6771	-----	1.71	6.10	1.00	1.00	3.9	0.01	50.00	2.00	10.00	20.00	80.00	120.0	160.0	196.0	
Hexachloroethane	1	0	Avg	0.5719	0.5935	0.5188	0.5693	0.5657	0.5679	0.5711	0.5901	-----	0.569	6.18	0.999	1.00	4.0	0.30	50.00	2.00	10.00	20.00	80.00	120.0	160.0	196.0	
N-Nitroso-di-n-propyla	1	0	Avg	0.8810	0.8014	0.7985	0.8846	0.8414	0.8310	0.8289	0.8339	0.7000	0.822	6.10	1.00	1.00	6.6	0.50	50.00	2.00	10.00	20.00	80.00	120.0	160.0	196.0	0.50
3&4-Methylphenol	1	0	Avg	1.3242	1.3147	1.2182	1.3536	1.2809	1.2669	1.2594	1.2454	1.1300	1.27	6.09	1.00	1.00	5.2		50.00	2.00	10.00	20.00	80.00	120.0	160.0	196.0	0.50
Nitrobenzene-d5	1	0	Avg	0.1725	0.1567	0.1502	0.1699	0.1769	0.1741	0.1814	0.1862	-----	0.171	6.22	0.999	1.00	7.1		25.00	1.00	5.00	10.00	40.00	60.00	80.00	98.00	
Nitrobenzene	1	0	Avg	0.3349	0.3266	0.3024	0.3154	0.3293	0.3282	0.3346	0.3414	-----	0.327	6.24	1.00	1.00	3.8	0.20	50.00	2.00	10.00	20.00	80.00	120.0	160.0	196.0	
Isophorone	1	0	Avg	0.6326	0.5432	0.5552	0.6196	0.6160	0.6195	0.6271	0.6437	-----	0.607	6.42	0.999	1.00	6.1	0.40	50.00	2.00	10.00	20.00	80.00	120.0	160.0	196.0	
2-Nitrophenol	1	0	Avg	0.2013	0.1631	0.1724	0.1964	0.2026	0.2038	0.2068	0.2123	-----	0.195	6.48	0.999	1.00	9.0	0.10	50.00	2.00	10.00	20.00	80.00	120.0	160.0	196.0	
2,4-Dimethylphenol	1	0	Avg	0.3442	0.3106	0.3164	0.3382	0.3401	0.3339	0.3412	0.3447	0.2858	0.328	6.50	1.00	1.00	6.1	0.20	50.00	2.00	10.00	20.00	80.00	120.0	160.0	196.0	0.50
Benzoic Acid	1	0	Qua	0.2125	-----	0.1201	0.1607	0.2422	0.2581	0.2768	0.2846	-----	0.222	6.57	0.997	1.00	28		50.00		10.00	20.00	80.00	120.0	160.0	196.0	
bis(2-Chloroethoxy)me	1	0	Avg	0.3892	0.3831	0.3661	0.3853	0.3796	0.3752	0.3834	0.3864	-----	0.381	6.58	1.00	1.00	1.9	0.30	50.00	2.00	10.00	20.00	80.00	120.0	160.0	196.0	
2,4-Dichlorophenol	1	0	Avg	0.3043	0.2746	0.2666	0.2925	0.3014	0.2982	0.3055	0.3089	0.2390	0.288	6.66	1.00	1.00	8.1	0.20	50.00	2.00	10.00	20.00	80.00	120.0	160.0	196.0	0.50
1,2,4-Trichlorobenzen	1	0	Avg	0.3167	0.3164	0.2835	0.3103	0.3109	0.3112	0.3191	0.3216	-----	0.311	6.73	1.00	1.00	3.8		50.00	2.00	10.00	20.00	80.00	120.0	160.0	196.0	
Naphthalene	1	0	Avg	1.0943	1.1402	1.0293	1.0977	1.0609	1.0951	1.0655	1.0620	1.1968	1.09	6.79	1.00	1.00	4.6	0.70	50.00	2.00	10.00	20.00	80.00	120.0	160.0	196.0	0.50
4-Chloroaniline	1	0	Avg	0.4321	0.4082	0.3956	0.4343	0.4220	0.4143	0.4209	0.4187	0.4048	0.417	6.83	1.00	1.00	3.0	0.01	50.00	2.00	10.00	20.00	80.00	120.0	160.0	196.0	0.50
Hexachlorobutadiene	1	0	Avg	0.1576	0.1623	0.1457	0.1554	0.1578	0.1580	0.1618	0.1660	-----	0.158	6.87	0.999	1.00	3.8	0.01	50.00	2.00	10.00	20.00	80.00	120.0	160.0	196.0	
Caprolactam	1	0	Qua	0.1113	0.0771	0.0884	0.1054	0.1136	0.1130	0.1262	0.1282	-----	0.108	7.10	0.996	0.999	16	0.01	50.00	2.00	10.00	20.00	80.00	120.0	160.0	196.0	
4-Chloro-3-methylphe	1	0	Avg	0.2869	0.2564	0.2622	0.2864	0.2883	0.2863	0.2936	0.2993	-----	0.282	7.18	0.999	1.00	5.3	0.20	50.00	2.00	10.00	20.00	80.00	120.0	160.0	196.0	
2-Methylnaphthalene	1	0	Avg	0.7187	0.6998	0.6825	0.7172	0.7075	0.6939	0.7004	0.7041	-----	0.703	7.32	1.00	1.00	1.7	0.40	50.00	2.00	10.00	20.00	80.00	120.0	160.0	196.0	
1-Methylnaphthalene	1	0	Avg	0.6897	0.7068	0.6558	0.6840	0.6857	0.6758	0.6853	0.6901	-----	0.684	7.40	1.00	1.00	2.1	0.40	50.00	2.00	10.00	20.00	80.00	120.0	160.0	196.0	
Methylnaphthalenes (T	1	0	Avg	0.7024	0.7033	0.6665	0.6962	0.6978	0.6854	0.6935	0.6975	-----	0.693	7.32	1.00	1.00	1.7		100.0	4.00	20.00	40.00	160.0	240.0	320.0	392.0	
1,1'-Biphenyl	1	0	Avg	0.8511	0.8826	0.8435	0.8418	0.8431	0.8337	0.8437	0.8436	-----	0.848	7.69	1.00	1.00	1.7	0.01	50.00	2.00	10.00	20.00	80.00	120.0	160.0	196.0	
1,2,4,5-Tetrachloroben	1	0	Avg	0.5894	0.5972	0.5447	0.5622	0.5647	0.5783	0.5899	0.5991	-----	0.578	7.45	0.999	1.00	3.3	0.01	50.00	2.00	10.00	20.00	80.00	120.0	160.0	196.0	

Flags
a - failed the min rf criteria
c - failed the minimum correlation coeff criteria(if applicable)

Note: Avg Rsd: 6.805
Corr 1 = Correlation Coefficient for linear Eq.
Corr 2 = Correlation Coefficient for quad Eq.
Fit = Indicates whether Avg RF, Linear, or Quadratic Curve was used for compound.

2031407 0193

Method: EPA 8270E

Form 6
Initial Calibration

Instrument: GCMS_10

Level #:	Data File:	Cal Identifier:	Analysis Date/Time	Level #:	Data File:	Cal Identifier:	Analysis Date/Time
1	10M89737.D	CAL BNA@50PPM	03/07/22 13:34	2	10M89730.D	CAL BNA@2PPM	03/07/22 10:55
3	10M89729.D	CAL BNA@10PPM	03/07/22 10:33	4	10M89735.D	CAL BNA@20PPM	03/07/22 12:49
5	10M89734.D	CAL BNA@80PPM	03/07/22 12:27	6	10M89733.D	CAL BNA@120PPM	03/07/22 12:05
7	10M89732.D	CAL BNA@160PPM	03/07/22 11:42	8	10M89731.D	CAL BNA@196PPM	03/07/22 11:20
9	10M89736.D	CAL BNA@0.5PPM	03/07/22 13:11				

Compound	Col	Mr	Fit:	RF1	RF2	RF3	RF4	RF5	RF6	RF7	RF8	RF9	AvgRf	RT	Corr1	Corr2	%Rsd		Calibration Level Concentrations Lvl1	Lvl2	Lvl3	Lvl4	Lvl5	Lvl6	Lvl7	Lvl8	Lvl9
Hexachlorocyclopenta	1	0	Avg	0.3301	0.2403	0.2734	0.3030	0.3260	0.3405	0.3500	0.3681	-----	0.316	7.44	0.998	1.00	13	0.05	50.00	2.00	10.00	20.00	80.00	120.0	160.0	196.0	
2,4,6-Trichlorophenol	1	0	Avg	0.4135	0.3471	0.3580	0.3888	0.4079	0.4134	0.4292	0.4396	-----	0.400	7.54	0.999	1.00	8.2	0.20	50.00	2.00	10.00	20.00	80.00	120.0	160.0	196.0	
2,4,5-Trichlorophenol	1	0	Avg	0.4446	0.3796	0.3832	0.4185	0.4375	0.4452	0.4562	0.4700	-----	0.429	7.57	0.999	1.00	7.7	0.20	50.00	2.00	10.00	20.00	80.00	120.0	160.0	196.0	
2-Fluorobiphenyl	1	0	Avg	1.5700	1.5682	1.4335	1.4907	1.5120	1.5281	1.5712	1.5946	-----	1.53	7.61	0.999	1.00	3.5		25.00	1.00	5.00	10.00	40.00	60.00	80.00	98.00	
2-Chloronaphthalene	1	0	Avg	1.3348	1.3593	1.2482	1.2827	1.2923	1.2992	1.3219	1.3392	-----	1.31	7.71	1.00	1.00	2.7	0.80	50.00	2.00	10.00	20.00	80.00	120.0	160.0	196.0	
1,4-Dimethylnaphthale	1	0	Avg	1.0685	1.1433	1.0009	1.0422	1.0302	1.0267	1.0318	1.0238	-----	1.05	7.99	1.00	1.00	4.2		50.00	2.00	10.00	20.00	80.00	120.0	160.0	196.0	
Dimethylnaphthalenes	1	0	Avg	1.0685	1.1433	1.0009	1.0422	1.0302	1.0267	1.0318	1.0238	-----	1.05	7.99	1.00	1.00	4.2		50.00	2.00	10.00	20.00	80.00	120.0	160.0	196.0	
Diphenyl Ether	1	0	Avg	0.9368	0.9155	0.8599	0.9092	0.9001	0.9164	0.9340	0.9494	-----	0.915	7.77	0.999	1.00	3.0		50.00	2.00	10.00	20.00	80.00	120.0	160.0	196.0	
2-Nitroaniline	1	0	Avg	0.4247	0.3480	0.3698	0.3999	0.4096	0.4151	0.4179	0.4264	-----	0.401	7.79	1.00	1.00	7.0	0.01	50.00	2.00	10.00	20.00	80.00	120.0	160.0	196.0	
Coumarin	1	0	Avg	0.5281	0.5215	0.4956	0.5190	0.5110	0.5224	0.5220	0.5200	-----	0.517	7.98	1.00	1.00	1.9		50.00	2.00	10.00	20.00	80.00	120.0	160.0	196.0	
Acenaphthylene	1	0	Avg	2.1567	2.1132	1.9983	2.1087	2.0693	2.0936	2.1070	2.1121	-----	2.09	8.07	1.00	1.00	2.2	0.90	50.00	2.00	10.00	20.00	80.00	120.0	160.0	196.0	
Dimethylphthalate	1	0	Avg	1.4793	1.4872	1.3719	1.4407	1.4233	1.4414	1.4616	1.4841	-----	1.45	7.93	1.00	1.00	2.7	0.01	50.00	2.00	10.00	20.00	80.00	120.0	160.0	196.0	
2,6-Dinitrotoluene	1	0	Avg	0.3484	0.3131	0.3138	0.3378	0.3393	0.3406	0.3431	0.3479	-----	0.336	7.99	1.00	1.00	4.2	0.20	50.00	2.00	10.00	20.00	80.00	120.0	160.0	196.0	
Acenaphthene	1	0	Avg	1.3408	1.4318	1.2486	1.2991	1.2833	1.2973	1.3097	1.3196	-----	1.32	8.22	1.00	1.00	4.1	0.90	50.00	2.00	10.00	20.00	80.00	120.0	160.0	196.0	
3-Nitroaniline	1	0	Avg	0.4147	0.3357	0.3692	0.4002	0.4030	0.4035	0.4057	0.4104	-----	0.393	8.14	1.00	1.00	6.8	0.01	50.00	2.00	10.00	20.00	80.00	120.0	160.0	196.0	
2,4-Dinitrophenol	1	0	Qua	0.1847	0.0504	0.1167	0.1557	0.2083	0.2187	0.2268	0.2324	-----	0.174	8.23	0.998	1.00	37	0.20 a	50.00	2.00	10.00	20.00	80.00	120.0	160.0	196.0	
Dibenzofuran	1	0	Avg	1.9181	1.9355	1.7715	1.8203	1.8310	1.8584	1.8728	1.8810	2.1407	1.89	8.37	1.00	1.00	5.6	0.80	50.00	2.00	10.00	20.00	80.00	120.0	160.0	196.0	0.50
2,4-Dinitrotoluene	1	0	Avg	0.4569	0.3444	0.3926	0.4383	0.4559	0.4670	0.4770	0.4849	-----	0.440	8.35	0.999	1.00	11	0.20	50.00	2.00	10.00	20.00	80.00	120.0	160.0	196.0	
4-Nitrophenol	1	0	Avg	0.2775	0.1513	0.2356	0.2556	0.2800	0.2828	0.2832	0.2920	-----	0.257	8.27	1.00	1.00	18	0.01	50.00	2.00	10.00	20.00	80.00	120.0	160.0	196.0	
2,3,4,6-Tetrachlorophe	1	0	Avg	0.3343	0.2507	0.2873	0.3041	0.3316	0.3360	0.3479	0.3585	-----	0.319	8.48	0.999	1.00	11	0.01	50.00	2.00	10.00	20.00	80.00	120.0	160.0	196.0	
Fluorene	1	0	Avg	1.5404	1.5142	1.4102	1.4858	1.4886	1.5033	1.5184	1.5337	-----	1.50	8.69	1.00	1.00	2.7	0.90	50.00	2.00	10.00	20.00	80.00	120.0	160.0	196.0	
4-Chlorophenyl-phenyl	1	0	Avg	0.6924	0.6596	0.6219	0.6669	0.6763	0.6910	0.6974	0.7170	-----	0.678	8.68	0.999	1.00	4.3	0.40	50.00	2.00	10.00	20.00	80.00	120.0	160.0	196.0	
Diethylphthalate	1	0	Avg	1.4498	1.3444	1.3091	1.3749	1.4117	1.4361	1.4637	1.4864	-----	1.41	8.56	1.00	1.00	4.4	0.01	50.00	2.00	10.00	20.00	80.00	120.0	160.0	196.0	
4-Nitroaniline	1	0	Avg	0.4430	0.3056	0.3786	0.4206	0.4347	0.4418	0.4514	0.4646	-----	0.418	8.70	0.999	1.00	12	0.01	50.00	2.00	10.00	20.00	80.00	120.0	160.0	196.0	
Atrazine	1	0	Avg	0.3974	0.2987	0.3326	0.3660	0.3946	0.3955	0.4059	0.4149	-----	0.376	9.32	0.999	1.00	11	0.01	50.00	2.00	10.00	20.00	80.00	120.0	160.0	196.0	
4,6-Dinitro-2-methylph	1	0	Qua	0.1247	0.0636	0.0948	0.1205	0.1341	0.1375	0.1428	0.1447	-----	0.120	8.73	0.999	1.00	23	0.01	50.00	2.00	10.00	20.00	80.00	120.0	160.0	196.0	
n-Nitrosodiphenylamin	1	0	Avg	0.6863	0.6397	0.6135	0.6768	0.6598	0.6651	0.6840	0.6883	-----	0.664	8.79	1.00	1.00	3.9	0.01	50.00	2.00	10.00	20.00	80.00	120.0	160.0	196.0	
2,4,6-Tribromophenol	1	0	Avg	0.0954	0.0727	0.0777	0.0924	0.0961	0.1003	0.1069	0.1096	-----	0.0939	8.92	0.997	1.00	14		50.00	2.00	10.00	20.00	80.00	120.0	160.0	196.0	
1,2-Diphenylhydrazine	1	0	Avg	0.7059	0.6861	0.6701	0.7807	0.7434	0.7530	0.7632	0.7706	-----	0.734	8.84	0.999	1.00	5.6		50.00	2.00	10.00	20.00	80.00	120.0	160.0	196.0	
4-Bromophenyl-phenyl	1	0	Avg	0.1954	0.1739	0.1751	0.1995	0.1947	0.1953	0.2044	0.2081	-----	0.193	9.17	0.999	1.00	6.5	0.10	50.00	2.00	10.00	20.00	80.00	120.0	160.0	196.0	
Hexachlorobenzene	1	0	Avg	0.2034	0.2030	0.1882	0.2114	0.2012	0.2050	0.2154	0.2198	-----	0.206	9.23	0.998	0.999	4.7	0.10	50.00	2.00	10.00	20.00	80.00	120.0	160.0	196.0	
N-Octadecane	1	0	Avg	0.4551	0.3804	0.4335	0.4289	0.4407	0.4388	0.4354	0.4350	-----	0.431	9.49	1.00	1.00	5.1	0.05	50.00	2.00	10.00	20.00	80.00	120.0	160.0	196.0	
Pentachlorophenol	1	0	Qua	0.1333	0.0631	0.0948	0.1155	0.1375	0.1428	0.1498	0.1545	-----	0.124	9.43	0.998	1.00	25	0.05	50.00	2.00	10.00	20.00	80.00	120.0	160.0	196.0	
Phenanthrene	1	0	Avg	1.1198	1.1692	1.0484	1.0639	1.0824	1.0753	1.1086	1.1146	-----	1.10	9.67	1.00	1.00	3.5	0.70	50.00	2.00	10.00	20.00	80.00	120.0	160.0	196.0	
Anthracene	1	0	Avg	1.1400	1.0799	1.0334	1.0925	1.1102	1.1149	1.1352	1.1450	-----	1.11	9.72	1.00	1.00	3.4	0.70	50.00	2.00	10.00	20.00	80.00	120.0	160.0	196.0	
Carbazole	1	0	Avg	1.1002	0.9879	0.9970	1.0461	1.0721	1.0764	1.1028	1.1036	-----	1.06	9.89	1.00	1.00	4.4	0.01	50.00	2.00	10.00	20.00	80.00	120.0	160.0	196.0	
Di-n-butylphthalate	1	0	Qua	1.2874	0.9885	1.0854	1.1806	1.2650	1.2887	1.3071	1.3106	0.8813	1.18	10.27	1.00	1.00	13	0.01	50.00	2.00	10.00	20.00	80.00	120.0	160.0	196.0	0.50
Fluoranthene	1	0	Avg	1.1762	1.0838	1.0092	1.1948	1.1209	1.1502	1.1527	1.1436	-----	1.13	10.99	1.00	1.00	5.2	0.60	50.00	2.00	10.00	20.00	80.00	120.0	160.0	196.0	
Pyrene	1	0	Avg	1.4410	1.4282	1.3545	1.3506	1.3765	1.4018	1.4425	1.4735	-----	1.41	11.25	0.999	1.00	3.2	0.60	50.00	2.00	10.00	20.00	80.00	120.0	160.0	196.0	
Benzidine	1	0	Avg	0.7991	0.5185	0.6528	0.7848	0.7915	0.8093	0.8301	0.8380	-----	0.753	11.15	0.999	1.00	15		50.00	2.00	10.00	20.00	80.00	120.0	160.0	196.0	
Terphenyl-d14	1	0	Avg	0.7136	0.6945	0.6285	0.6664	0.6896	0.7261	0.7524	0.7910	-----	0.708	11.44	0.997	1.00	7.1		25.00	1.00	5.00	10.00	40.00	60.00	80.00	96.00	

Flags
a - failed the min rf criteria
c - failed the minimum correlation coeff criteria(if applicable)

Note: Avg Rsd: 6.805
Corr 1 = Correlation Coefficient for linear Eq.
Corr 2 = Correlation Coefficient for quad Eq.
Fit = Indicates whether Avg RF, Linear, or Quadratic Curve was used for compound.

2031407 0194

Method: EPA 8270E

Form 6
Initial Calibration

Instrument: GCMS_10

Level #:	Data File:	Cal Identifier:	Analysis Date/Time	Level #:	Data File:	Cal Identifier:	Analysis Date/Time
1	10M89737.D	CAL BNA@50PPM	03/07/22 13:34	2	10M89730.D	CAL BNA@2PPM	03/07/22 10:55
3	10M89729.D	CAL BNA@10PPM	03/07/22 10:33	4	10M89735.D	CAL BNA@20PPM	03/07/22 12:49
5	10M89734.D	CAL BNA@80PPM	03/07/22 12:27	6	10M89733.D	CAL BNA@120PPM	03/07/22 12:05
7	10M89732.D	CAL BNA@160PPM	03/07/22 11:42	8	10M89731.D	CAL BNA@196PPM	03/07/22 11:20
9	10M89736.D	CAL BNA@0.5PPM	03/07/22 13:11				

Compound	Col	Mr	Fit:	RF1	RF2	RF3	RF4	RF5	RF6	RF7	RF8	RF9	AvgRf	RT	Corr1	Corr2	%Rsd		Calibration Level Concentrations Lvl1	Lvl2	Lvl3	Lvl4	Lvl5	Lvl6	Lvl7	Lvl8	Lvl9
4,4'-DDE	1	0	Avg	0.2572	0.2309	0.2313	0.2349	0.2554	0.2661	0.2826	0.2939	-----	0.257	11.37	0.997	1.00	9.2		50.00	2.00	10.00	20.00	80.00	120.0	160.0	196.0	
4,4'-DDD	1	0	Avg	0.4837	0.3959	0.4181	0.4356	0.4647	0.4826	0.4951	0.5025	-----	0.460	11.77	0.999	1.00	8.5		50.00	2.00	10.00	20.00	80.00	120.0	160.0	196.0	
Butylbenzylphthalate	1	0	Avg	0.6667	0.4325	0.5445	0.5928	0.6518	0.6906	0.7013	0.7261	-----	0.626	12.02	0.999	1.00	16	0.01	50.00	2.00	10.00	20.00	80.00	120.0	160.0	196.0	
4,4'-DDT	1	0	Avg	0.4382	0.3488	0.3868	0.3947	0.4222	0.4358	0.4457	0.4503	-----	0.415	12.13	0.999	1.00	8.5		50.00	2.00	10.00	20.00	80.00	120.0	160.0	196.0	
3,3'-Dichlorobenzidine	1	0	Qua	0.4617	0.3531	0.4046	0.4315	0.4528	0.4714	0.4836	0.4835	-----	0.443	12.65	0.999	1.00	10	0.01	50.00	2.00	10.00	20.00	80.00	120.0	160.0	196.0	
Benzo[a]anthracene	1	0	Avg	1.3004	1.3184	1.1742	1.2221	1.2308	1.2775	1.3082	1.3461	-----	1.27	12.67	0.999	1.00	4.6	0.80	50.00	2.00	10.00	20.00	80.00	120.0	160.0	196.0	
Chrysene	1	0	Avg	1.2379	1.2758	1.1443	1.1441	1.1748	1.2180	1.2445	1.2651	-----	1.21	12.71	0.999	1.00	4.3	0.70	50.00	2.00	10.00	20.00	80.00	120.0	160.0	196.0	
bis(2-Ethylhexyl)phthal	1	0	Avg	0.9670	0.6589	0.8044	0.8529	0.9336	0.9691	0.9881	1.0122	-----	0.898	12.71	0.999	1.00	13	0.01	50.00	2.00	10.00	20.00	80.00	120.0	160.0	196.0	
Di-n-octylphthalate	1	0	Qua	1.5984	0.9899	1.3099	1.2516	1.5912	1.6317	1.6616	1.6812	-----	1.46	13.46	1.00	1.00	17	0.01	50.00	2.00	10.00	20.00	80.00	120.0	160.0	196.0	
Benzo[b]fluoranthene	1	0	Avg	1.2383	1.1269	1.1544	1.1965	1.1491	1.2170	1.2760	1.3391	-----	1.21	13.88	0.997	0.999	5.9	0.70	50.00	2.00	10.00	20.00	80.00	120.0	160.0	196.0	
Benzo[k]fluoranthene	1	0	Avg	1.2227	1.1637	1.1613	1.1726	1.1469	1.2334	1.2218	1.2026	-----	1.19	13.91	0.999	0.999	2.8	0.70	50.00	2.00	10.00	20.00	80.00	120.0	160.0	196.0	
Benzo[a]pyrene	1	0	Avg	1.1823	1.1274	1.0265	1.0624	1.1514	1.1744	1.2251	1.2447	-----	1.15	14.23	0.999	1.00	6.5	0.70	50.00	2.00	10.00	20.00	80.00	120.0	160.0	196.0	
Indeno[1,2,3-cd]pyren	1	0	Avg	1.2420	1.1365	1.1021	1.0989	1.2149	1.2381	1.2890	1.2990	-----	1.20	15.57	0.999	1.00	6.7	0.50	50.00	2.00	10.00	20.00	80.00	120.0	160.0	196.0	
Dibenzo[a,h]anthracen	1	0	Avg	1.1122	0.9990	0.9672	0.9908	1.0760	1.1138	1.1468	1.1699	-----	1.07	15.59	0.999	1.00	7.2	0.40	50.00	2.00	10.00	20.00	80.00	120.0	160.0	196.0	
Benzo[g,h,i]perylene	1	0	Avg	1.0854	1.0022	1.0165	0.9274	1.0513	1.0690	1.1199	1.1310	-----	1.05	15.93	0.999	1.00	6.4	0.50	50.00	2.00	10.00	20.00	80.00	120.0	160.0	196.0	

Flags
a - failed the min rf criteria
c - failed the minimum correlation coeff criteria(if applicable)

Note: Avg Rsd: 6.805
Corr 1 = Correlation Coefficient for linear Eq.
Corr 2 = Correlation Coefficient for quad Eq.
Fit = Indicates whether Avg RF, Linear, or Quadratic Curve was used for compound.

Method: EPA 8270E

Form 6
Initial Calibration

Instrument: GCMS_9

2031407 0195

Level #:	Data File:	Cal Identifier:	Analysis Date/Time	Level #:	Data File:	Cal Identifier:	Analysis Date/Time
1	9M112017.D	CAL BNA@50PPM	03/18/22 09:33	2	9M112020.D	CAL BNA@2PPM	03/18/22 10:43
3	9M112018.D	CAL BNA@10PPM	03/18/22 09:57	4	9M112025.D	CAL BNA@20PPM	03/18/22 12:38
5	9M112024.D	CAL BNA@80PPM	03/18/22 12:15	6	9M112023.D	CAL BNA@120PPM	03/18/22 11:52
7	9M112022.D	CAL BNA@160PPM	03/18/22 11:29	8	9M112021.D	CAL BNA@196PPM	03/18/22 11:06
9	9M112019.D	CAL BNA@0.5PPM	03/18/22 10:20				

Compound	Col	Mr	Fit:	RF1	RF2	RF3	RF4	RF5	RF6	RF7	RF8	RF9	AvgRf	RT	Corr1	Corr2	%Rsd		Calibration Level Concentrations Lvl1	Lvl2	Lvl3	Lvl4	Lvl5	Lvl6	Lvl7	Lvl8	Lvl9
1,4-Dioxane	1	0	Qua	0.9987	1.1544	0.9627	1.0391	1.0006	0.9766	1.0063	1.0424	0.3405	0.947	2.70	0.999	0.999	25		50.00	2.00	10.00	20.00	80.00	120.0	160.0	196.0	0.50
Pyridine	1	0	Avg	2.1077	1.8445	1.8053	2.0185	2.1574	2.1219	2.2899	2.3208	-----	2.08	3.15	0.998	0.999	9.0		50.00	2.00	10.00	20.00	80.00	120.0	160.0	196.0	
N-Nitrosodimethylamin	1	0	Avg	1.6393	1.4763	1.4554	1.6297	1.6573	1.6440	1.6888	1.6976	-----	1.61	3.10	1.00	1.00	5.8		50.00	2.00	10.00	20.00	80.00	120.0	160.0	196.0	
2-Fluorophenol	1	0	Avg	2.4978	2.5427	2.2952	2.5435	2.6030	2.5372	2.5869	2.5926	-----	2.52	4.67	1.00	1.00	3.9		50.00	2.00	10.00	20.00	80.00	120.0	160.0	196.0	
Benzaldehyde	1	0	Avg	2.0925	2.2660	1.9682	2.1558	2.0477	1.8828	1.6997	1.4525	-----	1.95	5.50	0.968	0.999	14	0.01	50.00	2.00	10.00	20.00	80.00	120.0	160.0	196.0	
Aniline	1	0	Avg	3.9178	4.2729	3.6449	3.9990	3.9309	3.7580	3.8768	3.7636	4.0688	3.91	5.59	0.999	1.00	4.8		50.00	2.00	10.00	20.00	80.00	120.0	160.0	196.0	0.50
Pentachloroethane	1	0	Avg	0.8804	0.8879	0.8042	0.8858	0.9025	0.8768	0.8978	0.8980	-----	0.879	5.63	1.00	1.00	3.6	0.05	50.00	2.00	10.00	20.00	80.00	120.0	160.0	196.0	
bis(2-Chloroethyl)ether	1	0	Avg	2.4987	2.9429	2.4165	2.6738	2.6027	2.4907	2.5580	2.5096	2.7569	2.61	5.65	1.00	1.00	6.3	0.70	50.00	2.00	10.00	20.00	80.00	120.0	160.0	196.0	0.50
Phenol-d5	1	0	Avg	3.1733	3.2551	2.8840	3.2011	3.2620	3.1538	3.2413	3.1764	-----	3.17	5.54	1.00	1.00	3.8		50.00	2.00	10.00	20.00	80.00	120.0	160.0	196.0	
Phenol	1	0	Avg	3.6712	3.9659	3.4129	3.7062	3.7204	3.6133	3.6743	3.6332	-----	3.67	5.55	1.00	1.00	4.1	0.80	50.00	2.00	10.00	20.00	80.00	120.0	160.0	196.0	
2-Chlorophenol	1	0	Avg	2.7837	2.8686	2.5091	2.8335	2.8567	2.7822	2.8110	2.7429	-----	2.77	5.69	1.00	1.00	4.1	0.80	50.00	2.00	10.00	20.00	80.00	120.0	160.0	196.0	
N-Decane	1	0	Avg	2.5204	2.7028	2.3351	2.5160	2.4984	2.3690	2.4156	2.3799	-----	2.47	5.74	0.999	1.00	4.8	0.05	50.00	2.00	10.00	20.00	80.00	120.0	160.0	196.0	
1,3-Dichlorobenzene	1	0	Avg	3.1105	3.4999	2.9184	3.2232	3.2201	3.0808	3.1612	3.0935	-----	3.16	5.82	1.00	1.00	5.3		50.00	2.00	10.00	20.00	80.00	120.0	160.0	196.0	
1,4-Dichlorobenzene	1	0	Avg	1.5373	1.6771	1.4492	1.5639	1.5604	1.5411	1.5680	1.6103	-----	1.56	5.88	0.999	1.00	4.1		50.00	2.00	10.00	20.00	80.00	120.0	160.0	196.0	
1,2-Dichlorobenzene	1	0	Avg	1.4593	1.5360	1.3929	1.4766	1.4622	1.4586	1.4735	1.5025	-----	1.47	6.01	1.00	1.00	2.8		50.00	2.00	10.00	20.00	80.00	120.0	160.0	196.0	
Benzyl alcohol	1	0	Avg	0.8885	0.8156	0.8138	0.8696	0.8946	0.8874	0.9088	0.9213	-----	0.875	5.98	1.00	1.00	4.6		50.00	2.00	10.00	20.00	80.00	120.0	160.0	196.0	
bis(2-chloroisopropyl)e	1	0	Avg	1.6047	1.8098	1.5027	1.6332	1.5700	1.5498	1.5716	1.5923	-----	1.60	6.10	1.00	1.00	5.7	0.01	50.00	2.00	10.00	20.00	80.00	120.0	160.0	196.0	
2-Methylphenol	1	0	Avg	1.1967	1.2073	1.1083	1.2089	1.2066	1.2160	1.2225	1.2478	1.1540	1.20	6.07	1.00	1.00	3.5	0.70	50.00	2.00	10.00	20.00	80.00	120.0	160.0	196.0	0.50
Acetophenone	1	0	Avg	1.7661	1.8353	1.6578	1.7728	1.7385	1.6946	1.6889	1.7039	-----	1.73	6.20	1.00	1.00	3.3	0.01	50.00	2.00	10.00	20.00	80.00	120.0	160.0	196.0	
Hexachloroethane	1	0	Avg	0.5479	0.5606	0.5073	0.5391	0.5483	0.5494	0.5566	0.5688	-----	0.547	6.28	1.00	1.00	3.4	0.30	50.00	2.00	10.00	20.00	80.00	120.0	160.0	196.0	
N-Nitroso-di-n-propyla	1	0	Avg	0.9461	0.9062	0.8593	0.9482	0.9242	0.9076	0.9014	0.9049	0.8814	0.909	6.20	1.00	1.00	3.1	0.50	50.00	2.00	10.00	20.00	80.00	120.0	160.0	196.0	0.50
3&4-Methylphenol	1	0	Avg	1.2633	1.2513	1.1572	1.2881	1.2681	1.2508	1.2292	1.2407	1.1187	1.23	6.19	1.00	1.00	4.5		50.00	2.00	10.00	20.00	80.00	120.0	160.0	196.0	0.50
Nitrobenzene-d5	1	0	Avg	0.1567	0.1263	0.1334	0.1499	0.1624	0.1607	0.1664	0.1685	-----	0.153	6.32	0.999	1.00	10		25.00	1.00	5.00	10.00	40.00	60.00	80.00	98.00	
Nitrobenzene	1	0	Avg	0.3621	0.3181	0.3263	0.3555	0.3601	0.3568	0.3631	0.3708	-----	0.352	6.33	1.00	1.00	5.4	0.20	50.00	2.00	10.00	20.00	80.00	120.0	160.0	196.0	
Isophorone	1	0	Avg	0.6704	0.6399	0.6056	0.6565	0.6592	0.6568	0.6655	0.6802	-----	0.654	6.52	1.00	1.00	3.5	0.40	50.00	2.00	10.00	20.00	80.00	120.0	160.0	196.0	
2-Nitrophenol	1	0	Avg	0.1839	0.1188	0.1425	0.1718	0.1937	0.1933	0.2006	0.1993	-----	0.176	6.58	0.999	0.999	17	0.10	50.00	2.00	10.00	20.00	80.00	120.0	160.0	196.0	
2,4-Dimethylphenol	1	0	Avg	0.3564	0.3376	0.3227	0.3517	0.3568	0.3557	0.3582	0.3634	0.3218	0.347	6.60	1.00	1.00	4.5	0.20	50.00	2.00	10.00	20.00	80.00	120.0	160.0	196.0	0.50
Benzoic Acid	1	0	Qua	0.2224	-----	0.1147	0.1809	0.2494	0.2484	0.2610	0.2554	-----	0.219	6.66	0.999	0.999	24		50.00		10.00	20.00	80.00	120.0	160.0	196.0	
bis(2-Chloroethoxy)me	1	0	Avg	0.3896	0.4010	0.3680	0.3921	0.3888	0.3886	0.3906	0.3977	-----	0.390	6.68	1.00	1.00	2.5	0.30	50.00	2.00	10.00	20.00	80.00	120.0	160.0	196.0	
2,4-Dichlorophenol	1	0	Avg	0.3094	0.2768	0.2765	0.3000	0.3164	0.3178	0.3248	0.3255	0.2727	0.302	6.76	1.00	1.00	7.1	0.20	50.00	2.00	10.00	20.00	80.00	120.0	160.0	196.0	0.50
1,2,4-Trichlorobenzen	1	0	Avg	0.3473	0.3612	0.3280	0.3491	0.3558	0.3546	0.3657	0.3711	-----	0.354	6.83	0.999	1.00	3.7		50.00	2.00	10.00	20.00	80.00	120.0	160.0	196.0	
Naphthalene	1	0	Avg	1.0978	1.1627	1.0593	1.0912	1.0938	1.0717	1.0777	1.0844	1.2402	1.11	6.90	1.00	1.00	5.2	0.70	50.00	2.00	10.00	20.00	80.00	120.0	160.0	196.0	0.50
4-Chloroaniline	1	0	Avg	0.4167	0.4065	0.3895	0.4186	0.4046	0.3840	0.3769	0.3584	0.5695	0.414	6.92	0.997	1.00	15	0.01	50.00	2.00	10.00	20.00	80.00	120.0	160.0	196.0	0.50
Hexachlorobutadiene	1	0	Avg	0.2022	0.2089	0.1852	0.2005	0.2104	0.2142	0.2215	0.2260	-----	0.209	6.98	0.999	1.00	6.2	0.01	50.00	2.00	10.00	20.00	80.00	120.0	160.0	196.0	
Caprolactam	1	0	Avg	0.1060	0.0817	0.0925	0.1040	0.1079	0.1107	0.1106	0.1218	-----	0.104	7.20	0.995	0.998	12	0.01	50.00	2.00	10.00	20.00	80.00	120.0	160.0	196.0	
4-Chloro-3-methylphe	1	0	Avg	0.2887	0.2545	0.2574	0.2864	0.2945	0.2954	0.3034	0.3072	-----	0.286	7.29	1.00	1.00	6.9	0.20	50.00	2.00	10.00	20.00	80.00	120.0	160.0	196.0	
2-Methylnaphthalene	1	0	Avg	0.7236	0.7476	0.6831	0.7222	0.7253	0.7211	0.7242	0.7301	-----	0.722	7.43	1.00	1.00	2.5	0.40	50.00	2.00	10.00	20.00	80.00	120.0	160.0	196.0	
1-Methylnaphthalene	1	0	Avg	0.6955	0.7217	0.6483	0.6996	0.6954	0.6951	0.6938	0.7003	-----	0.694	7.51	1.00	1.00	3.0	0.40	50.00	2.00	10.00	20.00	80.00	120.0	160.0	196.0	
Methylnaphthalenes (T	1	0	Avg	0.7093	0.7346	0.6657	0.7110	0.7109	0.7110	0.7109	0.7178	-----	0.709	7.43	1.00	1.00	2.7		100.0	4.00	20.00	40.00	160.0	240.0	320.0	392.0	
1,1'-Biphenyl	1	0	Avg	0.8803	0.9482	0.8324	0.8810	0.8814	0.8852	0.8837	0.8894	-----	0.885	7.81	1.00	1.00	3.5	0.01	50.00	2.00	10.00	20.00	80.00	120.0	160.0	196.0	
1,2,4,5-Tetrachloroben	1	0	Avg	0.7164	0.7443	0.6586	0.6881	0.7351	0.7529	0.7820	0.7943	-----	0.734	7.56	0.999	1.00	6.2	0.01	50.00	2.00	10.00	20.00	80.00	120.0	160.0	196.0	

Flags
a - failed the min rf criteria
c - failed the minimum correlation coeff criteria(if applicable)

Note: Avg Rsd: 8
Corr 1 = Correlation Coefficient for linear Eq.
Corr 2 = Correlation Coefficient for quad Eq.
Fit = Indicates whether Avg RF, Linear, or Quadratic Curve was used for compound.

2031407 0196

Method: EPA 8270E

Form 6
Initial Calibration

Instrument: GCMS_9

Level #:	Data File:	Cal Identifier:	Analysis Date/Time	Level #:	Data File:	Cal Identifier:	Analysis Date/Time
1	9M112017.D	CAL BNA@50PPM	03/18/22 09:33	2	9M112020.D	CAL BNA@2PPM	03/18/22 10:43
3	9M112018.D	CAL BNA@10PPM	03/18/22 09:57	4	9M112025.D	CAL BNA@20PPM	03/18/22 12:38
5	9M112024.D	CAL BNA@80PPM	03/18/22 12:15	6	9M112023.D	CAL BNA@120PPM	03/18/22 11:52
7	9M112022.D	CAL BNA@160PPM	03/18/22 11:29	8	9M112021.D	CAL BNA@196PPM	03/18/22 11:06
9	9M112019.D	CAL BNA@0.5PPM	03/18/22 10:20				

Compound	Col	Mr	Fit:	RF1	RF2	RF3	RF4	RF5	RF6	RF7	RF8	RF9	AvgRf	RT	Corr1	Corr2	%Rsd			Calibration Level Concentrations Lvl1	Lvl2	Lvl3	Lvl4	Lvl5	Lvl6	Lvl7	Lvl8	Lvl9
Hexachlorocyclopenta	1	0	Avg	0.3831	0.2595	0.2795	0.3260	0.3878	0.3965	0.4011	0.3832	-----	0.352	7.55	0.999	0.999	16	0.05		50.00	2.00	10.00	20.00	80.00	120.0	160.0	196.0	
2,4,6-Trichlorophenol	1	0	Avg	0.4379	0.3614	0.4466	0.4130	0.4535	0.4971	0.5034	0.4988	-----	0.451	7.65	0.998	0.999	11	0.20		50.00	2.00	10.00	20.00	80.00	120.0	160.0	196.0	
2,4,5-Trichlorophenol	1	0	Avg	0.4563	0.3760	0.4049	0.4420	0.4708	0.4842	0.5043	0.5106	-----	0.456	7.68	0.999	1.00	10	0.20		50.00	2.00	10.00	20.00	80.00	120.0	160.0	196.0	
2-Fluorobiphenyl	1	0	Avg	1.6103	1.6529	1.4978	1.5492	1.5872	1.5933	1.6530	1.6865	-----	1.60	7.72	0.999	1.00	3.8			25.00	1.00	5.00	10.00	40.00	60.00	80.00	98.00	
2-Chloronaphthalene	1	0	Avg	1.3208	1.3687	1.2362	1.2741	1.2982	1.2968	1.3429	1.3415	-----	1.31	7.83	1.00	1.00	3.2	0.80		50.00	2.00	10.00	20.00	80.00	120.0	160.0	196.0	
1,4-Dimethylnaphthale	1	0	Avg	1.0818	1.1231	1.0148	1.0597	1.0669	1.0706	1.0940	1.1068	-----	1.08	8.11	1.00	1.00	3.1			50.00	2.00	10.00	20.00	80.00	120.0	160.0	196.0	
Dimethylnaphthalenes	1	0	Avg	1.0818	1.1231	1.0148	1.0597	1.0669	1.0706	1.0940	1.1068	-----	1.08	8.11	1.00	1.00	3.1			50.00	2.00	10.00	20.00	80.00	120.0	160.0	196.0	
Diphenyl Ether	1	0	Avg	0.9628	0.9837	0.9062	0.9255	0.9547	0.9604	0.9850	1.0036	-----	0.960	7.89	0.999	1.00	3.3			50.00	2.00	10.00	20.00	80.00	120.0	160.0	196.0	
2-Nitroaniline	1	0	Avg	0.4235	0.2923	0.3461	0.3884	0.4159	0.4159	0.4270	0.4311	-----	0.393	7.90	1.00	1.00	13	0.01		50.00	2.00	10.00	20.00	80.00	120.0	160.0	196.0	
Coumarin	1	0	Avg	0.4974	0.4931	0.4699	0.4759	0.4886	0.4936	0.5074	0.5201	-----	0.493	8.09	0.999	1.00	3.3			50.00	2.00	10.00	20.00	80.00	120.0	160.0	196.0	
Acenaphthylene	1	0	Avg	2.0823	2.0470	1.9511	2.0248	2.0367	2.0289	2.0707	2.0967	-----	2.04	8.19	1.00	1.00	2.2	0.90		50.00	2.00	10.00	20.00	80.00	120.0	160.0	196.0	
Dimethylphthalate	1	0	Avg	1.4866	1.5006	1.3987	1.4405	1.4707	1.4705	1.5253	1.5393	-----	1.48	8.05	0.999	1.00	3.1	0.01		50.00	2.00	10.00	20.00	80.00	120.0	160.0	196.0	
2,6-Dinitrotoluene	1	0	Avg	0.3413	0.2246	0.2957	0.3173	0.3479	0.3526	0.3632	0.3694	-----	0.327	8.11	0.999	1.00	15	0.20		50.00	2.00	10.00	20.00	80.00	120.0	160.0	196.0	
Acenaphthene	1	0	Avg	1.3390	1.4092	1.2666	1.3023	1.3172	1.3118	1.3490	1.3526	-----	1.33	8.34	1.00	1.00	3.2	0.90		50.00	2.00	10.00	20.00	80.00	120.0	160.0	196.0	
3-Nitroaniline	1	0	Avg	0.3574	0.2431	0.3092	0.3340	0.3504	0.3470	0.3513	0.3522	-----	0.331	8.25	1.00	1.00	12	0.01		50.00	2.00	10.00	20.00	80.00	120.0	160.0	196.0	
2,4-Dinitrophenol	1	0	Qua	0.1338	-----	0.0654	0.0929	0.1555	0.1702	0.1875	0.1901	-----	0.142	8.34	0.994	0.999	34	0.20	a	50.00		10.00	20.00	80.00	120.0	160.0	196.0	
Dibenzofuran	1	0	Avg	1.9056	2.0346	1.8049	1.8437	1.8751	1.8941	1.9468	1.9619	2.1721	1.94	8.50	1.00	1.00	5.7	0.80		50.00	2.00	10.00	20.00	80.00	120.0	160.0	196.0	0.50
2,4-Dinitrotoluene	1	0	Qua	0.4225	0.2457	0.3256	0.3852	0.4313	0.4423	0.4608	0.4622	-----	0.397	8.47	0.999	1.00	19	0.20		50.00	2.00	10.00	20.00	80.00	120.0	160.0	196.0	
4-Nitrophenol	1	0	Qua	0.2555	0.1133	0.2034	0.2316	0.2546	0.2585	0.2690	0.2741	-----	0.233	8.37	0.999	1.00	23	0.01		50.00	2.00	10.00	20.00	80.00	120.0	160.0	196.0	
2,3,4,6-Tetrachlorophe	1	0	Avg	0.3798	0.2897	0.3352	0.3712	0.3985	0.4128	0.4343	0.4418	-----	0.383	8.60	0.998	1.00	13	0.01		50.00	2.00	10.00	20.00	80.00	120.0	160.0	196.0	
Fluorene	1	0	Avg	1.5775	1.5607	1.4536	1.5068	1.5586	1.5590	1.5875	1.6016	-----	1.55	8.82	1.00	1.00	3.1	0.90		50.00	2.00	10.00	20.00	80.00	120.0	160.0	196.0	
4-Chlorophenyl-phenyl	1	0	Avg	0.7817	0.7740	0.7276	0.7620	0.7913	0.8170	0.8480	0.8683	-----	0.796	8.81	0.998	1.00	5.8	0.40		50.00	2.00	10.00	20.00	80.00	120.0	160.0	196.0	
Diethylphthalate	1	0	Avg	1.4224	1.4101	1.3174	1.3768	1.4073	1.4129	1.4534	1.4580	-----	1.41	8.68	1.00	1.00	3.2	0.01		50.00	2.00	10.00	20.00	80.00	120.0	160.0	196.0	
4-Nitroaniline	1	0	Avg	0.3937	0.2429	0.3221	0.3592	0.3931	0.3960	0.3989	0.4055	-----	0.364	8.82	1.00	1.00	15	0.01		50.00	2.00	10.00	20.00	80.00	120.0	160.0	196.0	
Atrazine	1	0	Avg	0.4363	0.3406	0.3788	0.4133	0.4453	0.4553	0.4697	0.4781	-----	0.427	9.45	0.999	1.00	11	0.01		50.00	2.00	10.00	20.00	80.00	120.0	160.0	196.0	
4,6-Dinitro-2-methylph	1	0	Qua	0.0990	-----	0.0529	0.0764	0.1056	0.1132	0.1201	0.1232	-----	0.0987	8.85	0.998	1.00	26	0.01		50.00		10.00	20.00	80.00	120.0	160.0	196.0	
n-Nitrosodiphenylamin	1	0	Avg	0.6420	0.6224	0.5895	0.6227	0.6358	0.6397	0.6505	0.6638	-----	0.633	8.92	1.00	1.00	3.5	0.01		50.00	2.00	10.00	20.00	80.00	120.0	160.0	196.0	
2,4,6-Tribromophenol	1	0	Avg	0.1146	0.0888	0.0959	0.1072	0.1199	0.1245	0.1321	0.1363	-----	0.115	9.05	0.997	1.00	15			50.00	2.00	10.00	20.00	80.00	120.0	160.0	196.0	
1,2-Diphenylhydrazine	1	0	Avg	0.6771	0.6910	0.6848	0.7059	0.6444	0.6456	0.7184	0.7440	-----	0.689	8.97	0.996	0.998	5.0			50.00	2.00	10.00	20.00	80.00	120.0	160.0	196.0	
4-Bromophenyl-phenyl	1	0	Avg	0.2245	0.2187	0.2012	0.2110	0.2271	0.2370	0.2486	0.2593	-----	0.228	9.30	0.997	1.00	8.4	0.10		50.00	2.00	10.00	20.00	80.00	120.0	160.0	196.0	
Hexachlorobenzene	1	0	Avg	0.2448	0.2517	0.2301	0.2356	0.2503	0.2607	0.2742	0.2799	-----	0.253	9.37	0.998	1.00	6.9	0.10		50.00	2.00	10.00	20.00	80.00	120.0	160.0	196.0	
N-Octadecane	1	0	Avg	0.3635	0.3072	0.3168	0.3364	0.3519	0.3520	0.3559	0.3595	-----	0.343	9.64	1.00	1.00	6.1	0.05		50.00	2.00	10.00	20.00	80.00	120.0	160.0	196.0	
Pentachlorophenol	1	0	Qua	0.1433	-----	0.0963	0.1207	0.1503	0.1594	0.1696	0.1772	-----	0.145	9.56	0.997	1.00	20	0.05		50.00		10.00	20.00	80.00	120.0	160.0	196.0	
Phenanthrene	1	0	Avg	1.0880	1.1428	1.0352	1.0415	1.0703	1.0742	1.0943	1.1214	-----	1.08	9.80	0.999	1.00	3.4	0.70		50.00	2.00	10.00	20.00	80.00	120.0	160.0	196.0	
Anthracene	1	0	Avg	1.1087	1.0769	1.0099	1.0615	1.0998	1.1050	1.1231	1.1436	-----	1.09	9.86	1.00	1.00	3.8	0.70		50.00	2.00	10.00	20.00	80.00	120.0	160.0	196.0	
Carbazole	1	0	Avg	1.0306	0.9813	0.9505	0.9810	1.0119	1.0156	1.0392	1.0590	-----	1.01	10.02	0.999	1.00	3.5	0.01		50.00	2.00	10.00	20.00	80.00	120.0	160.0	196.0	
Di-n-butylphthalate	1	0	Qua	1.1472	0.9144	0.9839	1.0762	1.1486	1.1574	1.1872	1.2067	0.7983	1.07	10.41	0.999	1.00	13	0.01		50.00	2.00	10.00	20.00	80.00	120.0	160.0	196.0	0.50
Fluoranthene	1	0	Avg	1.2409	1.0905	1.0727	1.1593	1.2479	1.2630	1.3081	1.3180	-----	1.21	11.14	0.999	1.00	7.8	0.60		50.00	2.00	10.00	20.00	80.00	120.0	160.0	196.0	
Pyrene	1	0	Avg	1.3155	1.2452	1.2037	1.2266	1.1999	1.2895	1.3034	1.3301	-----	1.26	11.40	0.999	0.999	4.1	0.60		50.00	2.00	10.00	20.00	80.00	120.0	160.0	196.0	
Benzidine	1	0	Qua	0.6659	0.3817	0.5253	0.5970	0.5562	0.5241	0.4708	0.4011	-----	0.515	11.29	0.971	0.998	19			50.00	2.00	10.00	20.00	80.00	120.0	160.0	196.0	
Terphenyl-d14	1	0	Avg	0.7064	0.6740	0.6552	0.6480	0.6587	0.7124	0.7276	0.7656	-----	0.694	11.58	0.997	0.999	6.0			25.00	1.00	5.00	10.00	40.00	60.00	80.00	96.00	

Flags
a - failed the min rf criteria
c - failed the minimum correlation coeff criteria(if applicable)

Note: Avg Rsd: 8
Corr 1 = Correlation Coefficient for linear Eq.
Corr 2 = Correlation Coefficient for quad Eq.
Fit = Indicates whether Avg RF, Linear, or Quadratic Curve was used for compound.

2031407 0197

Method: EPA 8270E

Form 6
Initial Calibration

Instrument: GCMS_9

Level #:	Data File:	Cal Identifier:	Analysis Date/Time	Level #:	Data File:	Cal Identifier:	Analysis Date/Time
1	9M112017.D	CAL BNA@50PPM	03/18/22 09:33	2	9M112020.D	CAL BNA@2PPM	03/18/22 10:43
3	9M112018.D	CAL BNA@10PPM	03/18/22 09:57	4	9M112025.D	CAL BNA@20PPM	03/18/22 12:38
5	9M112024.D	CAL BNA@80PPM	03/18/22 12:15	6	9M112023.D	CAL BNA@120PPM	03/18/22 11:52
7	9M112022.D	CAL BNA@160PPM	03/18/22 11:29	8	9M112021.D	CAL BNA@196PPM	03/18/22 11:06
9	9M112019.D	CAL BNA@0.5PPM	03/18/22 10:20				

Compound	Col	Mr	Fit:	RF1	RF2	RF3	RF4	RF5	RF6	RF7	RF8	RF9	AvgRf	RT	Corr1	Corr2	%Rsd		Calibration Level Concentrations Lvl1	Lvl2	Lvl3	Lvl4	Lvl5	Lvl6	Lvl7	Lvl8	Lvl9
4,4'-DDE	1	0	Avg	0.2618	0.2403	0.2348	0.2369	0.2512	0.2773	0.2961	0.3027	-----	0.263	11.52	0.996	0.999	10		50.00	2.00	10.00	20.00	80.00	120.0	160.0	196.0	
4,4'-DDD	1	0	Avg	0.4507	0.3416	0.3843	0.4146	0.4362	0.4792	0.4903	0.5087	-----	0.438	11.92	0.997	1.00	13		50.00	2.00	10.00	20.00	80.00	120.0	160.0	196.0	
Butylbenzylphthalate	1	0	Avg	0.5227	0.3339	0.4103	0.4557	0.4831	0.5234	0.5267	0.5457	-----	0.475	12.17	0.998	0.999	15	0.01	50.00	2.00	10.00	20.00	80.00	120.0	160.0	196.0	
4,4'-DDT	1	0	Qua	0.4256	0.2558	0.3178	0.3628	0.4114	0.4622	0.4688	0.4815	-----	0.398	12.28	0.998	0.999	20		50.00	2.00	10.00	20.00	80.00	120.0	160.0	196.0	
3,3'-Dichlorobenzidine	1	0	Avg	0.4832	0.3541	0.3969	0.4423	0.4369	0.4698	0.4779	0.4847	-----	0.443	12.80	0.999	0.999	11	0.01	50.00	2.00	10.00	20.00	80.00	120.0	160.0	196.0	
Benzo[a]anthracene	1	0	Avg	1.3339	1.3199	1.2214	1.2446	1.2290	1.3139	1.3464	1.3635	-----	1.30	12.82	0.999	1.00	4.3	0.80	50.00	2.00	10.00	20.00	80.00	120.0	160.0	196.0	
Chrysene	1	0	Avg	1.2420	1.2490	1.1558	1.1731	1.1577	1.2589	1.2465	1.2581	-----	1.22	12.87	0.999	0.999	3.8	0.70	50.00	2.00	10.00	20.00	80.00	120.0	160.0	196.0	
bis(2-Ethylhexyl)phthal	1	0	Avg	0.7499	0.5025	0.6134	0.6755	0.6943	0.7433	0.7419	0.7529	-----	0.684	12.87	0.999	0.999	13	0.01	50.00	2.00	10.00	20.00	80.00	120.0	160.0	196.0	
Di-n-octylphthalate	1	0	Qua	1.1709	0.6380	0.8551	1.0097	1.1697	1.2036	1.2424	1.2959	-----	1.07	13.62	0.998	1.00	21	0.01	50.00	2.00	10.00	20.00	80.00	120.0	160.0	196.0	
Benzo[b]fluoranthene	1	0	Avg	1.2347	1.0376	1.1209	1.0874	1.2807	1.2835	1.4081	1.4105	-----	1.23	14.04	0.997	0.999	11	0.70	50.00	2.00	10.00	20.00	80.00	120.0	160.0	196.0	
Benzo[k]fluoranthene	1	0	Avg	1.2735	1.2448	1.0958	1.1935	1.1720	1.2756	1.2388	1.3237	-----	1.23	14.07	0.997	0.999	5.8	0.70	50.00	2.00	10.00	20.00	80.00	120.0	160.0	196.0	
Benzo[a]pyrene	1	0	Avg	1.2212	1.0659	1.0237	1.1103	1.1868	1.2363	1.2834	1.3361	-----	1.18	14.39	0.998	1.00	9.2	0.70	50.00	2.00	10.00	20.00	80.00	120.0	160.0	196.0	
Indeno[1,2,3-cd]pyren	1	0	Avg	1.3470	1.1523	1.1538	1.1927	1.3169	1.3927	1.4649	1.5359	-----	1.32	15.79	0.996	1.00	11	0.50	50.00	2.00	10.00	20.00	80.00	120.0	160.0	196.0	
Dibenzo[a,h]anthracen	1	0	Avg	1.1634	1.0229	1.0084	1.0417	1.1448	1.2099	1.2674	1.3365	-----	1.15	15.82	0.996	1.00	10	0.40	50.00	2.00	10.00	20.00	80.00	120.0	160.0	196.0	
Benzo[g,h,i]perylene	1	0	Avg	1.1624	1.0831	1.0234	1.0508	1.1235	1.1765	1.2280	1.2760	-----	1.14	16.18	0.997	1.00	7.6	0.50	50.00	2.00	10.00	20.00	80.00	120.0	160.0	196.0	

Flags
a - failed the min rf criteria
c - failed the minimum correlation coeff criteria(if applicable)

Note: Avg Rsd: 8
Corr 1 = Correlation Coefficient for linear Eq.
Corr 2 = Correlation Coefficient for quad Eq.
Fit = Indicates whether Avg RF, Linear, or Quadratic Curve was used for compound.

Form7

Continuing Calibration

Calibration Name: CAL BNA@50PPM **Data File:** 10M89868.D **Instrument:** GCMS 10

Cont Calibration Date/Time 3/16/2022 8:46:00 A Method: EPA 8270E

TxtCompd:	Col#	Multi Num	Type	RT	Conc	Conc Exp	Lo Lim	MIN RF	Initial RF	RF	%Diff	Flag
1,4-Dioxane-d8(INT)	1	0	I	2.54	40.00	40	**			0.000	0.00	
1,4-Dioxane	1	0		2.59	47.79	50	**		1.032	0.986	4.43	
Pyridine	1	0		3.03	53.10	50	**		1.907	2.025	6.19	
N-Nitrosodimethylamine	1	0		2.98	55.57	50	**		1.471	1.634	11.13	
2-Fluorophenol	1	0	S	4.59	51.36	50	**		2.525	2.594	2.71	
Benzaldehyde	1	0		5.40	53.10	50	20	0.01	1.880	1.996	6.19	
Aniline	1	0		5.49	49.82	50	**		3.808	3.795	0.36	
Pentachloroethane	1	0		5.53	53.38	50	**	0.05	0.896	0.957	6.77	
bis(2-Chloroethyl)ether	1	0		5.55	49.72	50	20	0.7	2.577	2.562	0.57	
Phenol-d5	1	0	S	5.48	51.90	50	**		3.037	3.152	3.80	
Phenol	1	0		5.49	50.50	50	20	0.8	3.517	3.552	1.01	
2-Chlorophenol	1	0		5.60	53.01	50	20	0.8	2.831	3.002	6.03	
N-Decane	1	0		5.63	52.09	50	**	0.05	2.614	2.723	4.17	
1,3-Dichlorobenzene	1	0		5.72	52.54	50	**		3.123	3.282	5.08	
1,4-Dichlorobenzene-d4	1	0	I	5.77	40.00	40	**			0.000	0.00	
1,4-Dichlorobenzene	1	0		5.78	49.80	50	20		1.610	1.603	0.41	
1,2-Dichlorobenzene	1	0		5.91	55.20	50	**		1.507	1.664	10.41	
Benzyl alcohol	1	0		5.89	56.89	50	**		0.893	1.017	13.79	
bis(2-chloroisopropyl)ether	1	0		5.99	58.39	50	20	0.01	1.796	2.098	16.78	
2-Methylphenol	1	0		5.99	57.55	50	20	0.7	1.221	1.406	15.11	
Acetophenone	1	0		6.10	52.07	50	20	0.01	1.711	1.782	4.15	
Hexachloroethane	1	0		6.18	47.51	50	20	0.3	0.569	0.540	4.97	
N-Nitroso-di-n-propylamine	1	0		6.10	54.40	50	20	0.5	0.822	0.895	8.80	
3&4-Methylphenol	1	0		6.11	53.59	50	20		1.266	1.357	7.17	
Naphthalene-d8	1	0	I	6.77	40.00	40	**			0.000	0.00	
Nitrobenzene-d5	1	0	S	6.22	24.37	25	**		0.171	0.167	2.52	
Nitrobenzene	1	0		6.24	48.79	50	20	0.2	0.327	0.319	2.42	
Isophorone	1	0		6.42	51.24	50	20	0.4	0.607	0.622	2.47	
2-Nitrophenol	1	0		6.48	51.80	50	20	0.1	0.195	0.202	3.61	
2,4-Dimethylphenol	1	0		6.52	51.78	50	20	0.2	0.328	0.340	3.56	
Benzoic Acid	1	0		6.59	48.00	50	**		0.222	0.216	4.00	
bis(2-Chloroethoxy)methane	1	0		6.58	50.99	50	20	0.3	0.381	0.389	1.99	
2,4-Dichlorophenol	1	0		6.67	53.31	50	20	0.2	0.288	0.307	6.63	
1,2,4-Trichlorobenzene	1	0		6.72	51.73	50	**		0.311	0.322	3.47	
Naphthalene	1	0		6.79	50.42	50	20	0.7	1.094	1.103	0.84	
4-Chloroaniline	1	0		6.83	51.17	50	20	0.01	0.417	0.427	2.33	
Hexachlorobutadiene	1	0		6.87	51.99	50	20	0.01	0.158	0.164	3.97	
Caprolactam	1	0		7.10	51.87	50	20	0.01	0.108	0.112	3.74	
4-Chloro-3-methylphenol	1	0		7.20	51.53	50	20	0.2	0.282	0.291	3.07	
2-Methylnaphthalene	1	0		7.32	50.58	50	**	0.4	0.703	0.711	1.15	
1-Methylnaphthalene	1	0		7.40	50.11	50	**	0.4	0.684	0.686	0.21	
Methylnaphthalenes	1	0		7.32	100.82	50	**			1.397	101.63	
1,1'-Biphenyl	1	0		7.69	50.13	50	20	0.01	0.848	0.850	0.25	
Acenaphthene-d10	1	0	I	8.19	40.00	40	**			0.000	0.00	
1,2,4,5-Tetrachlorobenzene	1	0		7.45	51.76	50	20	0.01	0.578	0.599	3.52	
Hexachlorocyclopentadiene	1	0		7.44	48.87	50	20	0.05	0.316	0.309	2.26	
2,4,6-Trichlorophenol	1	0		7.54	53.19	50	20	0.2	0.400	0.425	6.39	
2,4,5-Trichlorophenol	1	0		7.58	52.44	50	20	0.2	0.429	0.450	4.88	
2-Fluorobiphenyl	1	0	S	7.61	25.19	25	**		1.534	1.545	0.77	
2-Chloronaphthalene	1	0		7.71	50.95	50	20	0.8	1.310	1.335	1.91	
1,4-Dimethylnaphthalene	1	0		7.99	51.70	50	**		1.046	1.082	3.40	
Dimethylnaphthalenes	1	0		7.99	51.70	50	20			1.082	3.40	

S-Surrogate Compound I-Internal Standard Compound

N/O or N/Q - Not applicable for this run C1-Compound %Diff exceeds limits ** - No limit specified in method

Note: 8260/8270 limits are compared against the %DIFF/R.F. 625 limits are compared against the %DIFF.

624 limits are compared against the concentration found. 524.2 limits are compared against the %DIFF

Form7

Continuing Calibration

Calibration Name: CAL BNA@50PPM **Data File:** 10M89868.D **Instrument:** GCMS 10

Cont Calibration Date/Time 3/16/2022 8:46:00 A **Method:** EPA 8270E

TxtCompd:	Col#	Multi Num	Type	RT	Conc	Conc Exp	Lo Lim	MIN RF	Initial RF	RF	%Diff	Flag
Diphenyl Ether	1	0		7.77	51.23	50	**		0.915	0.938	2.46	
2-Nitroaniline	1	0		7.79	51.10	50	20	0.01	0.401	0.410	2.20	
Coumarin	1	0		7.98	51.48		**		0.517			
Acenaphthylene	1	0		8.07	51.36	50	20	0.9	2.095	2.152	2.72	
Dimethylphthalate	1	0		7.93	50.57	50	20	0.01	1.449	1.465	1.13	
2,6-Dinitrotoluene	1	0		8.00	51.67	50	20	0.2	0.336	0.347	3.34	
Acenaphthene	1	0		8.22	50.70	50	20	0.9	1.316	1.335	1.39	
3-Nitroaniline	1	0		8.15	50.96	50	20	0.01	0.393	0.400	1.93	
2,4-Dinitrophenol	1	0		8.23	46.93	50	20	0.2	0.174	0.184	6.14	
Dibenzofuran	1	0		8.37	50.93	50	20	0.8	1.892	1.927	1.86	
2,4-Dinitrotoluene	1	0		8.35	53.08	50	20	0.2	0.440	0.467	6.15	
4-Nitrophenol	1	0		8.29	48.51	50	20	0.01	0.257	0.250	2.97	
2,3,4,6-Tetrachlorophenol	1	0		8.48	53.46	50	20	0.01	0.319	0.341	6.93	
Fluorene	1	0		8.69	52.21	50	20	0.9	1.499	1.565	4.41	
4-Chlorophenyl-phenylether	1	0		8.68	52.53	50	20	0.4	0.678	0.712	5.06	
Diethylphthalate	1	0		8.56	50.84	50	20	0.01	1.410	1.433	1.67	
4-Nitroaniline	1	0		8.71	51.34	50	20	0.01	0.418	0.429	2.67	
Atrazine	1	0		9.32	52.89	50	20	0.01	0.376	0.398	5.79	
Phenanthrene-d10	1	0	I	9.64	40.00	40	**			0.000	0.00	
4,6-Dinitro-2-methylphenol	1	0		8.73	49.90	50	20	0.01	0.120	0.129	0.20	
n-Nitrosodiphenylamine	1	0		8.79	51.94	50	20	0.01	0.664	0.690	3.88	
2,4,6-Tribromophenol	1	0	S	8.93	54.03	50	**		0.094	0.101	8.05	
1,2-Diphenylhydrazine	1	0		8.84	47.86	50	**		0.734	0.703	4.29	
4-Bromophenyl-phenylether	1	0		9.17	53.40	50	20	0.1	0.193	0.206	6.79	
Hexachlorobenzene	1	0		9.23	52.65	50	20	0.1	0.206	0.217	5.31	
N-Octadecane	1	0		9.49	51.14	50	**	0.05	0.431	0.441	2.28	
Pentachlorophenol	1	0		9.44	49.16	50	20	0.05	0.124	0.130	1.69	
Phenanthrene	1	0		9.67	50.84	50	20	0.7	1.098	1.116	1.68	
Anthracene	1	0		9.72	51.31	50	20	0.7	1.106	1.135	2.61	
Carbazole	1	0		9.90	51.84	50	20	0.01	1.061	1.100	3.67	
Di-n-butylphthalate	1	0		10.27	50.84	50	20	0.01	1.177	1.285	1.68	
Fluoranthene	1	0		10.99	50.76	50	20	0.6	1.129	1.146	1.52	
Chrysene-d12	1	0	I	12.68	40.00	40	**			0.000	0.00	
Pyrene	1	0		11.25	52.14	50	20	0.6	1.409	1.469	4.27	
Benzidine	1	0		11.15	43.69	50	**		0.753	0.658	12.63	
Terphenyl-d14	1	0	S	11.44	26.10	25	**		0.708	0.739	4.40	
4,4'-DDE	1	0		11.37	51.58		**		0.257			
4,4'-DDD	1	0		11.77	52.77		**		0.460			
Butylbenzylphthalate	1	0		12.02	54.50	50	20	0.01	0.626	0.682	9.00	
4,4'-DDT	1	0		12.13	54.60		**		0.415			
3,3'-Dichlorobenzidine	1	0		12.65	53.34	50	20	0.01	0.443	0.486	6.68	
Benzo[a]anthracene	1	0		12.67	51.46	50	20	0.8	1.272	1.309	2.93	
Chrysene	1	0		12.71	50.31	50	20	0.7	1.213	1.221	0.63	
bis(2-Ethylhexyl)phthalate	1	0		12.71	53.24	50	20	0.01	0.898	0.957	6.48	
Perylene-d12	1	0	I	14.29	40.00	40	**			0.000	0.00	
Di-n-octylphthalate	1	0		13.46	51.05	50	20	0.01	1.464	1.601	2.11	
Benzo[b]fluoranthene	1	0		13.88	50.36	50	20	0.7	1.212	1.221	0.73	
Benzo[k]fluoranthene	1	0		13.91	51.24	50	20	0.7	1.191	1.220	2.47	
Benzo[a]pyrene	1	0		14.22	51.77	50	20	0.7	1.149	1.190	3.53	
Indeno[1,2,3-cd]pyrene	1	0		15.57	48.92	50	20	0.5	1.203	1.177	2.16	
Dibenzo[a,h]anthracene	1	0		15.59	47.70	50	20	0.4	1.072	1.023	4.60	
Benzo[g,h,i]perylene	1	0		15.93	45.65	50	20	0.5	1.050	0.959	8.70	

S-Surrogate Compound I-Internal Standard Compound

N/O or N/Q - Not applicable for this run C1-Compound %Diff exceeds limits ** - No limit specified in method

Note: 8260/8270 limits are compared against the %DIFF/R.F. 625 limits are compared against the %DIFF.

624 limits are compared against the concentration found. 524.2 limits are compared against the %DIFF

Form7

Continuing Calibration

Calibration Name: CAL BNA@50PPM **Data File:** 10M89868.D **Instrument:** GCMS 10

Cont Calibration Date/Time 3/16/2022 8:46:00 A Method: EPA 8270E

TxtCompd:	Col#	Multi Num	Type	RT	Conc	Conc Exp	Lo Lim	MIN RF	Initial RF	RF	%Diff	Flag
2,2'-oxybis-(1-Chloropropane)	1	100		0.00	0.00	50	**			0.000	100.00	
Toluene Diisocyanate	1	100		0.00	0.00	50	**			0.000	100.00	
2,4 Diaminotoluene	1	100		0.00	0.00	50	**			0.000	100.00	
1,4-Dioxane-d8-Surro	1	100		0.00	0.00	40	**			0.000	100.00	
1,4-Dioxane-d8	1	100		0.00	0.00	40	**			0.000	100.00	
Methylnaphthalenes (Total)	1	100		0.00	0.00	100	**		0.693	0.000	100.00	
Methoxychlor	1	100		0.00	0.00	10	**			0.000	100.00	
Heptachlor epoxide	1	100		0.00	0.00	10	**			0.000	100.00	
Heptachlor	1	100		0.00	0.00	10	**			0.000	100.00	
Diaminotoluene Dihydrochloride	1	100		0.00	0.00	50	**			0.000	100.00	
Endrin	1	100		0.00	0.00	50	**			0.000	100.00	
Dimethylnaphthalenes (Total)	1	100		0.00	0.00	50	**		1.046	0.000	100.00	
4-Methylphenol	1	100		0.00	0.00	50	**	0.6		0.000	100.00	
gamma-BHC	1	100		0.00	0.00	10	**			0.000	100.00	

S-Surrogate Compound I-Internal Standard Compound

N/O or N/Q - Not applicable for this run C1-Compound %Diff exceeds limits ** - No limit specified in method

Note: 8260/8270 limits are compared against the %DIFF/R.F. 625 limits are compared against the %DIFF.

624 limits are compared against the concentration found. 524.2 limits are compared against the %DIFF

Form7

Continuing Calibration

Calibration Name: CAL BNA@50PPM **Data File:** 7M120340.D **Instrument:** GCMS 7

Cont Calibration Date/Time 3/16/2022 9:08:00 A **Method:** EPA 8270E

TxtCompd:	Col#	Multi Num	Type	RT	Conc	Conc Exp	Lo Lim	MIN RF	Initial RF	RF	%Diff	Flag
1,4-Dioxane-d8(INT)	1	0	I	2.62	40.00	40	**			0.000	0.00	
1,4-Dioxane	1	0		2.65	45.91	50	**		1.093	1.004	8.17	
Pyridine	1	0		3.12	47.13	50	**		2.118	1.996	5.73	
N-Nitrosodimethylamine	1	0		3.06	52.38	50	**		1.524	1.596	4.75	
2-Fluorophenol	1	0	S	4.66	47.68	50	**		2.561	2.442	4.64	
Benzaldehyde	1	0		5.47	53.26	50	20	0.01	1.746	1.860	6.52	
Aniline	1	0		5.56	50.45	50	**		3.642	3.675	0.90	
Pentachloroethane	1	0		5.60	50.11	50	**	0.05	0.877	0.878	0.22	
bis(2-Chloroethyl)ether	1	0		5.62	53.43	50	20	0.7	2.353	2.514	6.86	
Phenol-d5	1	0	S	5.53	50.82	50	**		2.939	2.987	1.64	
Phenol	1	0		5.54	52.95	50	20	0.8	3.278	3.471	5.90	
2-Chlorophenol	1	0		5.67	51.67	50	20	0.8	2.686	2.776	3.34	
N-Decane	1	0		5.71	55.55	50	**	0.05	2.090	2.322	11.10	
1,3-Dichlorobenzene	1	0		5.79	49.32	50	**		2.962	2.922	1.35	
1,4-Dichlorobenzene-d4	1	0	I	5.84	40.00	40	**			0.000	0.00	
1,4-Dichlorobenzene	1	0		5.85	49.09	50	20		1.591	1.562	1.82	
1,2-Dichlorobenzene	1	0		5.98	49.09	50	**		1.521	1.493	1.81	
Benzyl alcohol	1	0		5.95	50.93	50	**		0.917	0.934	1.85	
bis(2-chloroisopropyl)ether	1	0		6.07	57.57	50	20	0.01	1.321	1.521	15.15	
2-Methylphenol	1	0		6.04	51.52	50	20	0.7	1.242	1.280	3.03	
Acetophenone	1	0		6.17	55.66	50	20	0.01	1.663	1.751	11.31	
Hexachloroethane	1	0		6.25	51.72	50	20	0.3	0.552	0.571	3.43	
N-Nitroso-di-n-propylamine	1	0		6.17	54.46	50	20	0.5	0.795	0.866	8.91	
3&4-Methylphenol	1	0		6.17	56.47	50	20		1.129	1.275	12.93	
Naphthalene-d8	1	0	I	6.85	40.00	40	**			0.000	0.00	
Nitrobenzene-d5	1	0	S	6.29	25.95	25	**		0.165	0.171	3.80	
Nitrobenzene	1	0		6.30	54.11	50	20	0.2	0.311	0.336	8.22	
Isophorone	1	0		6.49	51.08	50	20	0.4	0.633	0.647	2.17	
2-Nitrophenol	1	0		6.55	59.48	50	20	0.1	0.172	0.204	18.97	
2,4-Dimethylphenol	1	0		6.58	51.32	50	20	0.2	0.338	0.347	2.64	
Benzoic Acid	1	0		6.65	49.10	50	**		0.227	0.223	1.80	
bis(2-Chloroethoxy)methane	1	0		6.65	53.06	50	20	0.3	0.382	0.405	6.11	
2,4-Dichlorophenol	1	0		6.74	50.62	50	20	0.2	0.296	0.299	1.24	
1,2,4-Trichlorobenzene	1	0		6.80	47.44	50	**		0.343	0.325	5.12	
Naphthalene	1	0		6.86	49.13	50	20	0.7	1.087	1.068	1.73	
4-Chloroaniline	1	0		6.89	51.25	50	20	0.01	0.411	0.422	2.51	
Hexachlorobutadiene	1	0		6.95	44.72	50	20	0.01	0.192	0.172	10.55	
Caprolactam	1	0		7.18	49.24	50	20	0.01	0.115	0.113	1.52	
4-Chloro-3-methylphenol	1	0		7.26	50.94	50	20	0.2	0.291	0.297	1.88	
2-Methylnaphthalene	1	0		7.40	51.54	50	**	0.4	0.691	0.712	3.08	
1-Methylnaphthalene	1	0		7.48	51.78	50	**	0.4	0.667	0.690	3.56	
Methylnaphthalenes	1	0		7.40	103.42	50	**			1.405	106.84	
1,1'-Biphenyl	1	0		7.78	50.54	50	20	0.01	0.842	0.851	1.08	
Acenaphthene-d10	1	0	I	8.28	40.00	40	**			0.000	0.00	
1,2,4,5-Tetrachlorobenzene	1	0		7.53	49.42	50	20	0.01	0.664	0.656	1.17	
Hexachlorocyclopentadiene	1	0		7.52	47.68	50	20	0.05	0.294	0.281	4.64	
2,4,6-Trichlorophenol	1	0		7.62	50.57	50	20	0.2	0.440	0.445	1.15	
2,4,5-Trichlorophenol	1	0		7.65	50.21	50	20	0.2	0.462	0.464	0.42	
2-Fluorobiphenyl	1	0	S	7.69	23.72	25	**		1.640	1.556	5.12	
2-Chloronaphthalene	1	0		7.80	51.20	50	20	0.8	1.304	1.335	2.41	
1,4-Dimethylnaphthalene	1	0		8.08	55.12	50	**		0.971	1.086	10.23	
Dimethylnaphthalenes	1	0		8.08	53.87	50	20			1.086	7.74	

S-Surrogate Compound I-Internal Standard Compound

N/O or N/Q - Not applicable for this run C1-Compound %Diff exceeds limits ** - No limit specified in method

Note: 8260/8270 limits are compared against the %DIFF/R.F. 625 limits are compared against the %DIFF.

624 limits are compared against the concentration found. 524.2 limits are compared against the %DIFF

Form7

Continuing Calibration

Calibration Name: CAL BNA@50PPM **Data File:** 7M120340.D **Instrument:** GCMS 7

Cont Calibration Date/Time 3/16/2022 9:08:00 A **Method:** EPA 8270E

TxtCompd:	Col#	Multi Num	Type	RT	Conc	Conc Exp	Lo Lim	MIN RF	Initial RF	RF	%Diff	Flag
Diphenyl Ether	1	0		7.86	49.98	50	**		0.948	0.947	0.05	
2-Nitroaniline	1	0		7.88	60.09	50	20	0.01	0.335	0.402	20.17	
Coumarin	1	0		8.06	54.10		**		0.501			
Acenaphthylene	1	0		8.16	51.27	50	20	0.9	2.030	2.081	2.53	
Dimethylphthalate	1	0		8.02	49.86	50	20	0.01	1.491	1.487	0.28	
2,6-Dinitrotoluene	1	0		8.07	64.34	50	20	0.2	0.273	0.351	28.68	C1
Acenaphthene	1	0		8.31	52.89	50	20	0.9	1.275	1.348	5.78	
3-Nitroaniline	1	0		8.23	55.88	50	20	0.01	0.351	0.392	11.77	
2,4-Dinitrophenol	1	0		8.32	79.52	50	20	0.2	0.093	0.154	59.04	C1
Dibenzofuran	1	0		8.47	49.68	50	20	0.8	1.887	1.875	0.64	
2,4-Dinitrotoluene	1	0		8.44	54.52	50	20	0.2	0.372	0.454	9.04	
4-Nitrophenol	1	0		8.36	58.46	50	20	0.01	0.195	0.247	16.91	
2,3,4,6-Tetrachlorophenol	1	0		8.57	49.60	50	20	0.01	0.381	0.378	0.79	
Fluorene	1	0		8.79	54.91	50	20	0.9	1.420	1.560	9.82	
4-Chlorophenyl-phenylether	1	0		8.78	50.84	50	20	0.4	0.727	0.739	1.68	
Diethylphthalate	1	0		8.66	50.52	50	20	0.01	1.468	1.484	1.03	
4-Nitroaniline	1	0		8.80	56.56	50	20	0.01	0.378	0.427	13.11	
Atrazine	1	0		9.43	47.59	50	20	0.01	0.434	0.413	4.83	
Phenanthrene-d10	1	0	I	9.75	40.00	40	**			0.000	0.00	
4,6-Dinitro-2-methylphenol	1	0		8.83	73.75	50	20	0.01	0.071	0.110	47.49	C1
n-Nitrosodiphenylamine	1	0		8.89	53.37	50	20	0.01	0.618	0.659	6.74	
2,4,6-Tribromophenol	1	0	S	9.02	50.16	50	**		0.116	0.116	0.31	
1,2-Diphenylhydrazine	1	0		8.93	52.46	50	**		0.631	0.662	4.91	
4-Bromophenyl-phenylether	1	0		9.27	47.45	50	20	0.1	0.227	0.216	5.09	
Hexachlorobenzene	1	0		9.34	46.49	50	20	0.1	0.259	0.240	7.02	
N-Octadecane	1	0		9.61	61.61	50	**	0.05	0.330	0.407	23.21	
Pentachlorophenol	1	0		9.54	47.33	50	20	0.05	0.149	0.141	5.34	
Phenanthrene	1	0		9.77	52.58	50	20	0.7	1.037	1.091	5.16	
Anthracene	1	0		9.83	53.59	50	20	0.7	1.047	1.122	7.19	
Carbazole	1	0		10.00	52.57	50	20	0.01	1.000	1.051	5.14	
Di-n-butylphthalate	1	0		10.38	55.17	50	20	0.01	1.142	1.260	10.34	
Fluoranthene	1	0		11.11	52.69	50	20	0.6	1.126	1.187	5.37	
Chrysene-d12	1	0	I	12.82	40.00	40	**			0.000	0.00	
Pyrene	1	0		11.38	54.15	50	20	0.6	1.312	1.421	8.30	
Benzidine	1	0		11.27	49.87	50	**		0.655	0.653	0.26	
Terphenyl-d14	1	0	S	11.56	23.17	25	**		0.800	0.742	7.33	
4,4'-DDE	1	0		11.49	47.99		**		0.282			
4,4'-DDD	1	0		11.89	51.92		**		0.478			
Butylbenzylphthalate	1	0		12.15	55.59	50	20	0.01	0.582	0.647	11.17	
4,4'-DDT	1	0		12.25	70.10		**		0.321			
3,3'-Dichlorobenzidine	1	0		12.78	51.25	50	20	0.01	0.504	0.516	2.50	
Benzo[a]anthracene	1	0		12.80	50.15	50	20	0.8	1.337	1.341	0.29	
Chrysene	1	0		12.85	53.30	50	20	0.7	1.158	1.234	6.59	
bis(2-Ethylhexyl)phthalate	1	0		12.85	57.18	50	20	0.01	0.771	0.881	14.36	
Perylene-d12	1	0	I	14.46	40.00	40	**			0.000	0.00	
Di-n-octylphthalate	1	0		13.60	62.60	50	20	0.01	1.234	1.545	25.20	C1
Benzo[b]fluoranthene	1	0		14.03	51.52	50	20	0.7	1.236	1.273	3.03	
Benzo[k]fluoranthene	1	0		14.06	54.17	50	20	0.7	1.165	1.262	8.35	
Benzo[a]pyrene	1	0		14.40	51.70	50	20	0.7	1.174	1.214	3.40	
Indeno[1,2,3-cd]pyrene	1	0		15.82	53.96	50	20	0.5	1.243	1.342	7.93	
Dibenzo[a,h]anthracene	1	0		15.85	55.01	50	20	0.4	1.083	1.191	10.03	
Benzo[g,h,i]perylene	1	0		16.22	53.25	50	20	0.5	1.080	1.150	6.49	

S-Surrogate Compound I-Internal Standard Compound

N/O or N/Q - Not applicable for this run C1-Compound %Diff exceeds limits ** - No limit specified in method

Note: 8260/8270 limits are compared against the %DIFF/R.F. 625 limits are compared against the %DIFF.

624 limits are compared against the concentration found. 524.2 limits are compared against the %DIFF

Form7

Continuing Calibration

Calibration Name: CAL BNA@50PPM **Data File:** 7M120340.D **Instrument:** GCMS 7

Cont Calibration Date/Time 3/16/2022 9:08:00 A Method: EPA 8270E

TxtCompd:	Col#	Multi Num	Type	RT	Conc	Conc Exp	Lo Lim	MIN RF	Initial RF	RF	%Diff	Flag
Toluene Diisocyanate	1	100		0.00	0.00	50	**			0.000	100.00	
2,2'-oxybis-(1-Chloropropane)	1	100		0.00	0.00	50	**			0.000	100.00	
2,4 Diaminotoluene	1	100		0.00	0.00	50	**			0.000	100.00	
1,4-Dioxane-d8	1	100		0.00	0.00	40	**			0.000	100.00	
Methylnaphthalenes (Total)	1	100		0.00	0.00	100	**		0.679	0.000	100.00	
Methoxychlor	1	100		0.00	0.00	10	**			0.000	100.00	
Heptachlor epoxide	1	100		0.00	0.00	10	**			0.000	100.00	
Heptachlor	1	100		0.00	0.00	10	**			0.000	100.00	
gamma-BHC	1	100		0.00	0.00	10	**			0.000	100.00	
Endrin	1	100		0.00	0.00	50	**			0.000	100.00	
Dimethylnaphthalenes (Total)	1	100		0.00	0.00	50	**		0.971	0.000	100.00	
Diaminotoluene Dihydrochloride	1	100		0.00	0.00	50	**			0.000	100.00	
4-Methylphenol	1	100		0.00	0.00	50	**	0.6		0.000	100.00	
1,4-Dioxane-d8-Surro	1	100		0.00	0.00	40	**			0.000	100.00	

S-Surrogate Compound I-Internal Standard Compound

N/O or N/Q - Not applicable for this run C1-Compound %Diff exceeds limits ** - No limit specified in method

Note: 8260/8270 limits are compared against the %DIFF/R.F. 625 limits are compared against the %DIFF.

624 limits are compared against the concentration found. 524.2 limits are compared against the %DIFF

Form7

Continuing Calibration

Calibration Name: CAL BNA@50PPM **Data File:** 9M112028.D **Instrument:** GCMS 9

Cont Calibration Date/Time 3/21/2022 8:40:00 A Method: EPA 8270E

TxtCompd:	Col#	Multi Num	Type	RT	Conc	Conc Exp	Lo Lim	MIN RF	Initial RF	RF	%Diff	Flag
1,4-Dioxane-d8(INT)	1	0	I	2.67	40.00	40	**			0.000	0.00	
1,4-Dioxane	1	0		2.70	52.60	50	**		0.947	1.039	5.21	
Pyridine	1	0		3.15	50.50	50	**		2.083	2.104	1.01	
N-Nitrosodimethylamine	1	0		3.10	49.93	50	**		1.611	1.609	0.15	
2-Fluorophenol	1	0	S	4.67	48.79	50	**		2.525	2.464	2.42	
Benzaldehyde	1	0		5.50	53.86	50	20	0.01	1.946	2.096	7.72	
Aniline	1	0		5.59	49.71	50	**		3.915	3.892	0.57	
Pentachloroethane	1	0		5.63	50.84	50	**	0.05	0.879	0.894	1.68	
bis(2-Chloroethyl)ether	1	0		5.65	49.38	50	20	0.7	2.606	2.573	1.24	
Phenol-d5	1	0	S	5.54	50.19	50	**		3.168	3.181	0.38	
Phenol	1	0		5.55	49.35	50	20	0.8	3.675	3.627	1.29	
2-Chlorophenol	1	0		5.69	49.62	50	20	0.8	2.774	2.752	0.77	
N-Decane	1	0		5.74	50.33	50	**	0.05	2.467	2.484	0.66	
1,3-Dichlorobenzene	1	0		5.82	49.46	50	**		3.163	3.129	1.08	
1,4-Dichlorobenzene-d4	1	0	I	5.87	40.00	40	**			0.000	0.00	
1,4-Dichlorobenzene	1	0		5.88	50.26	50	20		1.563	1.572	0.52	
1,2-Dichlorobenzene	1	0		6.01	49.77	50	**		1.470	1.463	0.47	
Benzyl alcohol	1	0		5.98	49.70	50	**		0.875	0.870	0.60	
bis(2-chloroisopropyl)ether	1	0		6.10	50.34	50	20	0.01	1.604	1.615	0.69	
2-Methylphenol	1	0		6.07	50.36	50	20	0.7	1.197	1.205	0.72	
Acetophenone	1	0		6.20	50.97	50	20	0.01	1.732	1.766	1.93	
Hexachloroethane	1	0		6.28	49.97	50	20	0.3	0.547	0.547	0.06	
N-Nitroso-di-n-propylamine	1	0		6.20	51.91	50	20	0.5	0.909	0.944	3.82	
3&4-Methylphenol	1	0		6.19	51.82	50	20		1.230	1.274	3.63	
Naphthalene-d8	1	0	I	6.88	40.00	40	**			0.000	0.00	
Nitrobenzene-d5	1	0	S	6.32	26.78	25	**		0.153	0.164	7.11	
Nitrobenzene	1	0		6.33	52.76	50	20	0.2	0.352	0.371	5.52	
Isophorone	1	0		6.52	51.56	50	20	0.4	0.654	0.675	3.13	
2-Nitrophenol	1	0		6.58	53.63	50	20	0.1	0.176	0.188	7.26	
2,4-Dimethylphenol	1	0		6.60	51.67	50	20	0.2	0.347	0.359	3.35	
Benzoic Acid	1	0		6.66	47.39	50	**		0.219	0.225	5.22	
bis(2-Chloroethoxy)methane	1	0		6.68	50.86	50	20	0.3	0.390	0.396	1.72	
2,4-Dichlorophenol	1	0		6.76	51.80	50	20	0.2	0.302	0.313	3.61	
1,2,4-Trichlorobenzene	1	0		6.83	49.70	50	**		0.354	0.352	0.60	
Naphthalene	1	0		6.90	50.13	50	20	0.7	1.109	1.112	0.25	
4-Chloroaniline	1	0		6.92	51.29	50	20	0.01	0.414	0.425	2.58	
Hexachlorobutadiene	1	0		6.98	49.12	50	20	0.01	0.209	0.205	1.76	
Caprolactam	1	0		7.20	51.31	50	20	0.01	0.104	0.107	2.61	
4-Chloro-3-methylphenol	1	0		7.28	50.68	50	20	0.2	0.286	0.290	1.36	
2-Methylnaphthalene	1	0		7.43	50.62	50	**	0.4	0.722	0.731	1.24	
1-Methylnaphthalene	1	0		7.51	50.72	50	**	0.4	0.694	0.704	1.43	
Methylnaphthalenes	1	0		7.43	101.19	50	**			1.435	102.37	
1,1'-Biphenyl	1	0		7.80	51.03	50	20	0.01	0.885	0.903	2.05	
Acenaphthene-d10	1	0	I	8.31	40.00	40	**			0.000	0.00	
1,2,4,5-Tetrachlorobenzene	1	0		7.56	48.85	50	20	0.01	0.734	0.717	2.29	
Hexachlorocyclopentadiene	1	0		7.55	53.96	50	20	0.05	0.352	0.380	7.91	
2,4,6-Trichlorophenol	1	0		7.65	48.38	50	20	0.2	0.452	0.437	3.24	
2,4,5-Trichlorophenol	1	0		7.68	48.61	50	20	0.2	0.456	0.444	2.78	
2-Fluorobiphenyl	1	0	S	7.72	25.00	25	**		1.604	1.604	0.00	
2-Chloronaphthalene	1	0		7.83	50.55	50	20	0.8	1.310	1.324	1.10	
1,4-Dimethylnaphthalene	1	0		8.11	50.32	50	**		1.077	1.084	0.64	
Dimethylnaphthalenes	1	0		8.11	50.32	50	20			1.084	0.64	

S-Surrogate Compound I-Internal Standard Compound

N/O or N/Q - Not applicable for this run C1-Compound %Diff exceeds limits ** - No limit specified in method

Note: 8260/8270 limits are compared against the %DIFF/R.F. 625 limits are compared against the %DIFF.

624 limits are compared against the concentration found. 524.2 limits are compared against the %DIFF

Form7

Continuing Calibration

Calibration Name: CAL BNA@50PPM **Data File:** 9M112028.D **Instrument:** GCMS 9

Cont Calibration Date/Time 3/21/2022 8:40:00 A **Method:** EPA 8270E

TxtCompd:	Col#	Multi Num	Type	RT	Conc	Conc Exp	Lo Lim	MIN RF	Initial RF	RF	%Diff	Flag
Diphenyl Ether	1	0		7.89	49.81	50	**		0.960	0.957	0.39	
2-Nitroaniline	1	0		7.90	53.88	50	20	0.01	0.393	0.423	7.76	
Coumarin	1	0		8.09	50.27		**		0.493			
Acenaphthylene	1	0		8.19	50.43	50	20	0.9	2.042	2.060	0.86	
Dimethylphthalate	1	0		8.05	50.07	50	20	0.01	1.479	1.481	0.14	
2,6-Dinitrotoluene	1	0		8.11	52.09	50	20	0.2	0.327	0.340	4.19	
Acenaphthene	1	0		8.34	50.42	50	20	0.9	1.331	1.342	0.83	
3-Nitroaniline	1	0		8.25	54.52	50	20	0.01	0.331	0.361	9.05	
2,4-Dinitrophenol	1	0		8.34	52.67	50	20	0.2	0.142	0.141	5.34	
Dibenzofuran	1	0		8.50	49.29	50	20	0.8	1.938	1.910	1.43	
2,4-Dinitrotoluene	1	0		8.46	49.79	50	20	0.2	0.397	0.421	0.42	
4-Nitrophenol	1	0		8.37	51.13	50	20	0.01	0.233	0.250	2.25	
2,3,4,6-Tetrachlorophenol	1	0		8.60	51.21	50	20	0.01	0.383	0.392	2.42	
Fluorene	1	0		8.82	50.43	50	20	0.9	1.551	1.564	0.86	
4-Chlorophenyl-phenylether	1	0		8.81	49.07	50	20	0.4	0.796	0.781	1.87	
Diethylphthalate	1	0		8.68	49.80	50	20	0.01	1.407	1.402	0.41	
4-Nitroaniline	1	0		8.82	54.72	50	20	0.01	0.364	0.398	9.45	
Atrazine	1	0		9.45	51.28	50	20	0.01	0.427	0.438	2.57	
Phenanthrene-d10	1	0	I	9.78	40.00	40	**			0.000	0.00	
4,6-Dinitro-2-methylphenol	1	0		8.85	49.21	50	20	0.01	0.099	0.099	1.58	
n-Nitrosodiphenylamine	1	0		8.92	50.84	50	20	0.01	0.633	0.644	1.68	
2,4,6-Tribromophenol	1	0	S	9.05	50.43	50	**		0.115	0.116	0.86	
1,2-Diphenylhydrazine	1	0		8.97	49.34	50	**		0.689	0.680	1.31	
4-Bromophenyl-phenylether	1	0		9.30	49.24	50	20	0.1	0.228	0.225	1.52	
Hexachlorobenzene	1	0		9.37	48.57	50	20	0.1	0.253	0.246	2.86	
N-Octadecane	1	0		9.64	52.64	50	**	0.05	0.343	0.361	5.27	
Pentachlorophenol	1	0		9.56	52.07	50	20	0.05	0.145	0.145	4.13	
Phenanthrene	1	0		9.80	50.01	50	20	0.7	1.084	1.084	0.01	
Anthracene	1	0		9.86	50.55	50	20	0.7	1.091	1.103	1.11	
Carbazole	1	0		10.02	50.40	50	20	0.01	1.009	1.017	0.80	
Di-n-butylphthalate	1	0		10.41	51.12	50	20	0.01	1.069	1.140	2.23	
Fluoranthene	1	0		11.14	50.33	50	20	0.6	1.213	1.221	0.67	
Chrysene-d12	1	0	I	12.83	40.00	40	**			0.000	0.00	
Pyrene	1	0		11.40	51.07	50	20	0.6	1.264	1.291	2.15	
Benzidine	1	0		11.29	54.86	50	**		0.515	0.657	9.73	
Terphenyl-d14	1	0	S	11.58	25.09	25	**		0.694	0.696	0.34	
4,4'-DDE	1	0		11.52	49.60		**		0.263			
4,4'-DDD	1	0		11.92	51.50		**		0.438			
Butylbenzylphthalate	1	0		12.17	53.29	50	20	0.01	0.475	0.506	6.58	
4,4'-DDT	1	0		12.28	50.48		**		0.398			
3,3'-Dichlorobenzidine	1	0		12.79	54.16	50	20	0.01	0.443	0.480	8.31	
Benzo[a]anthracene	1	0		12.82	50.39	50	20	0.8	1.297	1.307	0.78	
Chrysene	1	0		12.87	49.80	50	20	0.7	1.218	1.213	0.40	
bis(2-Ethylhexyl)phthalate	1	0		12.87	54.30	50	20	0.01	0.684	0.743	8.60	
Perylene-d12	1	0	I	14.45	40.00	40	**			0.000	0.00	
Di-n-octylphthalate	1	0		13.62	51.61	50	20	0.01	1.073	1.166	3.22	
Benzo[b]fluoranthene	1	0		14.04	49.39	50	20	0.7	1.233	1.218	1.21	
Benzo[k]fluoranthene	1	0		14.07	51.64	50	20	0.7	1.227	1.267	3.28	
Benzo[a]pyrene	1	0		14.39	50.69	50	20	0.7	1.183	1.199	1.39	
Indeno[1,2,3-cd]pyrene	1	0		15.79	50.24	50	20	0.5	1.320	1.326	0.47	
Dibenzo[a,h]anthracene	1	0		15.82	49.86	50	20	0.4	1.149	1.146	0.28	
Benzo[g,h,i]perylene	1	0		16.18	50.02	50	20	0.5	1.141	1.141	0.04	

S-Surrogate Compound I-Internal Standard Compound

N/O or N/Q - Not applicable for this run C1-Compound %Diff exceeds limits ** - No limit specified in method

Note: 8260/8270 limits are compared against the %DIFF/R.F. 625 limits are compared against the %DIFF.

624 limits are compared against the concentration found. 524.2 limits are compared against the %DIFF

Form7

Continuing Calibration

Calibration Name: CAL BNA@50PPM **Data File:** 9M112028.D **Instrument:** GCMS 9

Cont Calibration Date/Time 3/21/2022 8:40:00 A Method: EPA 8270E

TxtCompd:	Col#	Multi Num	Type	RT	Conc	Conc Exp	Lo Lim	MIN RF	Initial RF	RF	%Diff	Flag
gamma-BHC	1	100		0.00	0.00	10	**			0.000	100.00	
1,4-Dioxane-d8-Surro	1	100		0.00	0.00	40	**			0.000	100.00	
Diaminotoluene Dihydrochloride	1	100		0.00	0.00	50	**			0.000	100.00	
Methoxychlor	1	100		0.00	0.00	10	**			0.000	100.00	
Dimethylnaphthalenes (Total)	1	100		0.00	0.00	50	**		1.077	0.000	100.00	
Heptachlor	1	100		0.00	0.00	10	**			0.000	100.00	
Methylnaphthalenes (Total)	1	100		0.00	0.00	100	**		0.709	0.000	100.00	
2,2'-oxybis-(1-Chloropropane)	1	100		0.00	0.00	50	**			0.000	100.00	
1,4-Dioxane-d8	1	100		0.00	0.00	40	**			0.000	100.00	
2,4 Diaminotoluene	1	100		0.00	0.00	50	**			0.000	100.00	
4-Methylphenol	1	100		0.00	0.00	50	**	0.6		0.000	100.00	
Endrin	1	100		0.00	0.00	50	**			0.000	100.00	
Toluene Diisocyanate	1	100		0.00	0.00	50	**			0.000	100.00	
Heptachlor epoxide	1	100		0.00	0.00	10	**			0.000	100.00	

S-Surrogate Compound I-Internal Standard Compound

N/O or N/Q - Not applicable for this run C1-Compound %Diff exceeds limits ** - No limit specified in method

Note: 8260/8270 limits are compared against the %DIFF/R.F. 625 limits are compared against the %DIFF.

624 limits are compared against the concentration found. 524.2 limits are compared against the %DIFF

Form7

Continuing Calibration

Calibration Name: CAL BNA@50PPM **Data File:** 10M89940.D **Instrument:** GCMS 10

Cont Calibration Date/Time 3/21/2022 8:47:00 A Method: EPA 8270E

TxtCompd:	Col#	Multi Num	Type	RT	Conc	Conc Exp	Lo Lim	MIN RF	Initial RF	RF	%Diff	Flag
1,4-Dioxane-d8(INT)	1	0	I	2.54	40.00	40	**			0.000	0.00	
1,4-Dioxane	1	0		2.57	48.24	50	**		1.032	0.996	3.51	
Pyridine	1	0		3.02	52.10	50	**		1.907	1.988	4.21	
N-Nitrosodimethylamine	1	0		2.97	53.23	50	**		1.471	1.565	6.45	
2-Fluorophenol	1	0	S	4.58	49.44	50	**		2.525	2.497	1.12	
Benzaldehyde	1	0		5.40	51.57	50	20	0.01	1.880	1.939	3.14	
Aniline	1	0		5.49	51.80	50	**		3.808	3.945	3.59	
Pentachloroethane	1	0		5.53	50.35	50	**	0.05	0.896	0.902	0.70	
bis(2-Chloroethyl)ether	1	0		5.55	50.64	50	20	0.7	2.577	2.610	1.28	
Phenol-d5	1	0	S	5.47	51.14	50	**		3.037	3.106	2.29	
Phenol	1	0		5.48	51.06	50	20	0.8	3.517	3.591	2.12	
2-Chlorophenol	1	0		5.60	49.46	50	20	0.8	2.831	2.800	1.09	
N-Decane	1	0		5.63	55.69	50	**	0.05	2.614	2.912	11.38	
1,3-Dichlorobenzene	1	0		5.72	48.47	50	**		3.123	3.028	3.06	
1,4-Dichlorobenzene-d4	1	0	I	5.77	40.00	40	**			0.000	0.00	
1,4-Dichlorobenzene	1	0		5.78	50.06	50	20		1.610	1.612	0.13	
1,2-Dichlorobenzene	1	0		5.91	50.07	50	**		1.507	1.509	0.15	
Benzyl alcohol	1	0		5.89	51.21	50	**		0.893	0.915	2.43	
bis(2-chloroisopropyl)ether	1	0		5.99	60.12	50	20	0.01	1.796	2.160	20.25	
2-Methylphenol	1	0		5.98	53.02	50	20	0.7	1.221	1.295	6.04	
Acetophenone	1	0		6.10	53.02	50	20	0.01	1.711	1.814	6.05	
Hexachloroethane	1	0		6.18	51.51	50	20	0.3	0.569	0.586	3.01	
N-Nitroso-di-n-propylamine	1	0		6.10	56.64	50	20	0.5	0.822	0.932	13.28	
3&4-Methylphenol	1	0		6.10	54.22	50	20		1.266	1.373	8.44	
Naphthalene-d8	1	0	I	6.77	40.00	40	**			0.000	0.00	
Nitrobenzene-d5	1	0	S	6.22	25.29	25	**		0.171	0.173	1.14	
Nitrobenzene	1	0		6.24	54.37	50	20	0.2	0.327	0.355	8.74	
Isophorone	1	0		6.42	54.53	50	20	0.4	0.607	0.662	9.06	
2-Nitrophenol	1	0		6.48	51.28	50	20	0.1	0.195	0.200	2.56	
2,4-Dimethylphenol	1	0		6.51	53.05	50	20	0.2	0.328	0.348	6.09	
Benzoic Acid	1	0		6.58	40.44	50	**		0.222	0.179	19.12	
bis(2-Chloroethoxy)methane	1	0		6.58	54.48	50	20	0.3	0.381	0.415	8.96	
2,4-Dichlorophenol	1	0		6.67	50.92	50	20	0.2	0.288	0.293	1.84	
1,2,4-Trichlorobenzene	1	0		6.73	49.42	50	**		0.311	0.308	1.17	
Naphthalene	1	0		6.79	50.74	50	20	0.7	1.094	1.110	1.47	
4-Chloroaniline	1	0		6.83	52.60	50	20	0.01	0.417	0.439	5.21	
Hexachlorobutadiene	1	0		6.87	49.83	50	20	0.01	0.158	0.158	0.34	
Caprolactam	1	0		7.10	51.01	50	20	0.01	0.108	0.110	2.02	
4-Chloro-3-methylphenol	1	0		7.19	51.25	50	20	0.2	0.282	0.290	2.51	
2-Methylnaphthalene	1	0		7.32	51.36	50	**	0.4	0.703	0.722	2.72	
1-Methylnaphthalene	1	0		7.40	51.62	50	**	0.4	0.684	0.706	3.24	
Methylnaphthalenes	1	0		7.32	102.98	50	**			1.427	105.95	
1,1'-Biphenyl	1	0		7.69	49.90	50	20	0.01	0.848	0.846	0.20	
Acenaphthene-d10	1	0	I	8.19	40.00	40	**			0.000	0.00	
1,2,4,5-Tetrachlorobenzene	1	0		7.45	51.89	50	20	0.01	0.578	0.600	3.79	
Hexachlorocyclopentadiene	1	0		7.44	50.75	50	20	0.05	0.316	0.321	1.51	
2,4,6-Trichlorophenol	1	0		7.54	50.78	50	20	0.2	0.400	0.406	1.56	
2,4,5-Trichlorophenol	1	0		7.57	50.14	50	20	0.2	0.429	0.431	0.29	
2-Fluorobiphenyl	1	0	S	7.61	25.35	25	**		1.534	1.555	1.41	
2-Chloronaphthalene	1	0		7.71	50.97	50	20	0.8	1.310	1.335	1.93	
1,4-Dimethylnaphthalene	1	0		7.99	52.95	50	**		1.046	1.108	5.90	
Dimethylnaphthalenes	1	0		7.99	52.95	50	20			1.108	5.90	

S-Surrogate Compound I-Internal Standard Compound

N/O or N/Q - Not applicable for this run C1-Compound %Diff exceeds limits ** - No limit specified in method

Note: 8260/8270 limits are compared against the %DIFF/R.F. 625 limits are compared against the %DIFF.

624 limits are compared against the concentration found. 524.2 limits are compared against the %DIFF

Form7

Continuing Calibration

Calibration Name: CAL BNA@50PPM **Data File:** 10M89940.D **Instrument:** GCMS 10

Cont Calibration Date/Time 3/21/2022 8:47:00 A **Method:** EPA 8270E

TxtCompd:	Col#	Multi Num	Type	RT	Conc	Conc Exp	Lo Lim	MIN RF	Initial RF	RF	%Diff	Flag
Diphenyl Ether	1	0		7.77	51.69	50	**		0.915	0.946	3.37	
2-Nitroaniline	1	0		7.79	57.68	50	20	0.01	0.401	0.463	15.35	
Coumarin	1	0		7.98	51.73		**		0.517			
Acenaphthylene	1	0		8.07	51.49	50	20	0.9	2.095	2.157	2.97	
Dimethylphthalate	1	0		7.93	50.21	50	20	0.01	1.449	1.455	0.43	
2,6-Dinitrotoluene	1	0		8.00	51.69	50	20	0.2	0.336	0.347	3.38	
Acenaphthene	1	0		8.22	51.18	50	20	0.9	1.316	1.347	2.36	
3-Nitroaniline	1	0		8.15	51.81	50	20	0.01	0.393	0.407	3.62	
2,4-Dinitrophenol	1	0		8.24	47.96	50	20	0.2	0.174	0.189	4.08	
Dibenzofuran	1	0		8.37	50.14	50	20	0.8	1.892	1.898	0.28	
2,4-Dinitrotoluene	1	0		8.35	50.65	50	20	0.2	0.440	0.445	1.29	
4-Nitrophenol	1	0		8.28	49.38	50	20	0.01	0.257	0.254	1.24	
2,3,4,6-Tetrachlorophenol	1	0		8.48	51.32	50	20	0.01	0.319	0.327	2.64	
Fluorene	1	0		8.69	51.77	50	20	0.9	1.499	1.552	3.54	
4-Chlorophenyl-phenylether	1	0		8.68	50.88	50	20	0.4	0.678	0.690	1.75	
Diethylphthalate	1	0		8.56	50.37	50	20	0.01	1.410	1.420	0.75	
4-Nitroaniline	1	0		8.71	51.21	50	20	0.01	0.418	0.428	2.41	
Atrazine	1	0		9.32	50.08	50	20	0.01	0.376	0.376	0.17	
Phenanthrene-d10	1	0	I	9.64	40.00	40	**			0.000	0.00	
4,6-Dinitro-2-methylphenol	1	0		8.73	49.61	50	20	0.01	0.120	0.128	0.78	
n-Nitrosodiphenylamine	1	0		8.79	51.01	50	20	0.01	0.664	0.678	2.02	
2,4,6-Tribromophenol	1	0	S	8.93	54.02	50	**		0.094	0.101	8.03	
1,2-Diphenylhydrazine	1	0		8.84	52.42	50	**		0.734	0.770	4.84	
4-Bromophenyl-phenylether	1	0		9.17	51.69	50	20	0.1	0.193	0.200	3.38	
Hexachlorobenzene	1	0		9.23	50.72	50	20	0.1	0.206	0.209	1.45	
N-Octadecane	1	0		9.49	60.81	50	**	0.05	0.431	0.524	21.62	
Pentachlorophenol	1	0		9.43	47.79	50	20	0.05	0.124	0.126	4.42	
Phenanthrene	1	0		9.67	51.03	50	20	0.7	1.098	1.121	2.06	
Anthracene	1	0		9.72	51.17	50	20	0.7	1.106	1.132	2.33	
Carbazole	1	0		9.90	51.61	50	20	0.01	1.061	1.095	3.22	
Di-n-butylphthalate	1	0		10.27	49.54	50	20	0.01	1.177	1.252	0.92	
Fluoranthene	1	0		10.99	51.26	50	20	0.6	1.129	1.157	2.52	
Chrysene-d12	1	0	I	12.68	40.00	40	**			0.000	0.00	
Pyrene	1	0		11.25	50.62	50	20	0.6	1.409	1.426	1.24	
Benzidine	1	0		11.15	46.36	50	**		0.753	0.698	7.27	
Terphenyl-d14	1	0	S	11.44	24.88	25	**		0.708	0.704	0.49	
4,4'-DDE	1	0		11.37	49.56		**		0.257			
4,4'-DDD	1	0		11.77	49.67		**		0.460			
Butylbenzylphthalate	1	0		12.02	51.01	50	20	0.01	0.626	0.638	2.02	
4,4'-DDT	1	0		12.12	51.62		**		0.415			
3,3'-Dichlorobenzidine	1	0		12.65	51.63	50	20	0.01	0.443	0.470	3.25	
Benzo[a]anthracene	1	0		12.67	50.37	50	20	0.8	1.272	1.282	0.74	
Chrysene	1	0		12.71	49.40	50	20	0.7	1.213	1.198	1.21	
bis(2-Ethylhexyl)phthalate	1	0		12.71	51.20	50	20	0.01	0.898	0.920	2.39	
Perylene-d12	1	0	I	14.28	40.00	40	**			0.000	0.00	
Di-n-octylphthalate	1	0		13.46	47.68	50	20	0.01	1.464	1.492	4.64	
Benzo[b]fluoranthene	1	0		13.88	50.65	50	20	0.7	1.212	1.228	1.30	
Benzo[k]fluoranthene	1	0		13.91	49.06	50	20	0.7	1.191	1.168	1.88	
Benzo[a]pyrene	1	0		14.22	50.66	50	20	0.7	1.149	1.165	1.33	
Indeno[1,2,3-cd]pyrene	1	0		15.57	53.56	50	20	0.5	1.203	1.288	7.11	
Dibenzo[a,h]anthracene	1	0		15.59	52.57	50	20	0.4	1.072	1.127	5.13	
Benzo[g,h,i]perylene	1	0		15.93	54.08	50	20	0.5	1.050	1.136	8.15	

S-Surrogate Compound I-Internal Standard Compound

N/O or N/Q - Not applicable for this run C1-Compound %Diff exceeds limits ** - No limit specified in method

Note: 8260/8270 limits are compared against the %DIFF/R.F. 625 limits are compared against the %DIFF.

624 limits are compared against the concentration found. 524.2 limits are compared against the %DIFF

Form7

Continuing Calibration

Calibration Name: CAL BNA@50PPM **Data File:** 10M89940.D **Instrument:** GCMS 10

Cont Calibration Date/Time 3/21/2022 8:47:00 A Method: EPA 8270E

TxtCompd:	Col#	Multi Num	Type	RT	Conc	Conc Exp	Lo Lim	MIN RF	Initial RF	RF	%Diff	Flag
Toluene Diisocyanate	1	100		0.00	0.00	50	**			0.000	100.00	
2,4 Diaminotoluene	1	100		0.00	0.00	50	**			0.000	100.00	
1,4-Dioxane-d8-Surro	1	100		0.00	0.00	40	**			0.000	100.00	
2,2'-oxybis-(1-Chloropropane)	1	100		0.00	0.00	50	**			0.000	100.00	
Methylnaphthalenes (Total)	1	100		0.00	0.00	100	**		0.693	0.000	100.00	
4-Methylphenol	1	100		0.00	0.00	50	**	0.6		0.000	100.00	
Diaminotoluene Dihydrochloride	1	100		0.00	0.00	50	**			0.000	100.00	
Methoxychlor	1	100		0.00	0.00	10	**			0.000	100.00	
Dimethylnaphthalenes (Total)	1	100		0.00	0.00	50	**		1.046	0.000	100.00	
gamma-BHC	1	100		0.00	0.00	10	**			0.000	100.00	
1,4-Dioxane-d8	1	100		0.00	0.00	40	**			0.000	100.00	
Heptachlor epoxide	1	100		0.00	0.00	10	**			0.000	100.00	
Heptachlor	1	100		0.00	0.00	10	**			0.000	100.00	
Endrin	1	100		0.00	0.00	50	**			0.000	100.00	

S-Surrogate Compound I-Internal Standard Compound

N/O or N/Q - Not applicable for this run C1-Compound %Diff exceeds limits ** - No limit specified in method

Note: 8260/8270 limits are compared against the %DIFF/R.F. 625 limits are compared against the %DIFF.

624 limits are compared against the concentration found. 524.2 limits are compared against the %DIFF

2031407 0210

FORM8

Internal Standard Areas

Evaluation Std Data File: 7M119997.D Method: EPA 8270E

Analysis Date/Time: 02/24/22 13:09

Lab File ID: CAL BNA@50PPM

	I1		I2		I3		I4		I5		I6		I7	
	Area	RT	Area	RT	Area	RT	Area	RT	Area	RT	Area	RT	Area	RT
Eval File Area/RT:	41479	2.66	80017	5.87	299604	6.88	155388	8.31	327221	9.78	295848	12.85	324364	14.50
Eval File Area Limit:	20740-82958		40008-160034		149802-599208		77694-310776		163610-654442		147924-591696		162182-648728	
Eval File Rt Limit:	2.16-3.16		5.37-6.37		6.38-7.38		7.81-8.81		9.28-10.28		12.35-13.35		14-15	

Data File	Sample#														
7M119991.D	CAL BNA@10PPM	38805	2.66	71277	5.87	274673	6.88	138790	8.32	287272	9.78	265535	12.85	282941	14.55
7M119992.D	CAL BNA@2PPM	42023	2.66	77006	5.87	289619	6.88	149048	8.32	303462	9.78	273085	12.84	291985	14.51
7M119993.D	CAL BNA@196PPM	40917	2.66	68975	5.88	268251	6.93	140351	8.43	292540	9.87	248656	12.90	282396	14.61
7M119994.D	CAL BNA@160PPM	40008	2.66	73552	5.87	280638	6.88	146193	8.32	308349	9.78	264416	12.85	299317	14.51
7M119995.D	CAL BNA@120PPM	41257	2.66	77793	5.87	292179	6.88	151713	8.33	319510	9.79	280210	12.85	309234	14.50
7M119996.D	CAL BNA@80PPM	43323	2.66	83914	5.87	312992	6.88	161427	8.31	339982	9.78	301607	12.85	336811	14.50
7M119997.D	CAL BNA@50PPM	41479	2.66	80017	5.87	299604	6.88	155388	8.31	327221	9.78	295848	12.85	324364	14.50
7M119998.D	CAL BNA@20PPM	40897	2.66	79242	5.87	300929	6.87	154940	8.31	321296	9.78	297288	12.84	317547	14.49
7M119999.D	CAL BNA@0.5PPM	42138	2.66	78701	5.87	298642	6.87	153205	8.30	312424	9.77	281785	12.83	294485	14.47
7M120000.D	ICV BNA@50PPM	50244	2.67	87403	5.87	323087	6.87	167971	8.30	350509	9.78	320407	12.85	345300	14.48

I1 = 1,4-Dioxane-d8(INT)
I2 = 1,4-Dichlorobenzene-d4
I3 = Naphthalene-d8
I4 = Acenaphthene-d10
I5 = Phenanthrene-d10
I6 = Chrysene-d12
I7 = Perylene-d12

625/8270 Internal Standard concentration = 40 mg/L (in final extract)
624/8260 Internal Standard concentration = 30ug/L
524 Internal Standard concentration =5ug/L

Internal Standard Areas

Upper Limit = + 100% of internal standard area from daily cal or mid pt.

Lower Limit = - 50% of internal standard area from daily cal or mid pt.

Flags:

A - Indicates the compound failed the internal standard area criteria

R - Indicates the compound failed the internal standard retention time criteria.

Retention Times: Limit = within +/- 0.5 min of internal standard retention time from the daily cal or mid pt.

2031407 0211

FORM8

Internal Standard Areas

Evaluation Std Data File: 10M89737.D Method: EPA 8270E

Analysis Date/Time: 03/07/22 13:34

Lab File ID: CAL BNA@50PPM

	I1		I2		I3		I4		I5		I6		I7	
	Area	RT	Area	RT	Area	RT	Area	RT	Area	RT	Area	RT	Area	RT
Eval File Area/RT:	61600	2.55	120898	5.77	466138	6.77	230629	8.19	450276	9.64	377151	12.68	370459	14.29
Eval File Area Limit:	30800-123200		60449-241796		233069-932276		115314-461258		225138-900552		188576-754302		185230-740918	
Eval File Rt Limit:	2.05-3.05		5.27-6.27		6.27-7.27		7.69-8.69		9.14-10.14		12.18-13.18		13.79-14.79	

Data File	Sample#														
10M89729.D	CAL BNA@10PPM	63157	2.54	125518	5.77	483713	6.77	249907	8.19	489238	9.64	398462	12.68	385343	14.29
10M89730.D	CAL BNA@2PPM	58166	2.55	113920	5.77	448991	6.77	225377	8.19	442979	9.64	350898	12.68	349099	14.28
10M89731.D	CAL BNA@196PPM	61798	2.54	118511	5.77	461252	6.78	234112	8.20	457076	9.64	363273	12.69	366760	14.29
10M89732.D	CAL BNA@160PPM	58551	2.54	113887	5.77	440780	6.78	223677	8.20	431884	9.64	353700	12.69	354015	14.29
10M89733.D	CAL BNA@120PPM	61021	2.55	119366	5.77	466927	6.77	235688	8.19	459251	9.64	383622	12.69	401852	14.29
10M89734.D	CAL BNA@80PPM	62062	2.54	124371	5.77	476841	6.77	243949	8.19	473949	9.64	397079	12.68	390321	14.29
10M89735.D	CAL BNA@20PPM	64167	2.54	129195	5.77	531783	6.77	269521	8.19	488392	9.64	404290	12.68	445113	14.29
10M89736.D	CAL BNA@0.5PPM	59539	2.54	124101	5.77	479202	6.77	243948	8.19	479928	9.64	388042	12.68	382711	14.29
10M89737.D	CAL BNA@50PPM	61600	2.55	120898	5.77	466138	6.77	230629	8.19	450276	9.64	377151	12.68	370459	14.29
10M89738.D	ICV BNA@50PPM	68076	2.54	134402	5.77	547829	6.77	278048	8.19	539572	9.64	405021	12.68	392459	14.29
10M89739.D	SMB99008(MS)	71583	2.52	141738	5.77	562811	6.77	292242	8.19	533086	9.64	446924	12.68	470059	14.29
10M89740.D	SMB99008	67033	2.52	129929	5.77	516479	6.77	262208	8.19	485516	9.64	387657	12.68	406653	14.28
10M89741.D	SMB98996	71420	2.52	152391	5.77	596382	6.77	299469	8.19	576759	9.64	462342	12.68	440210	14.28
10M89743.D	WMB99006	54335	2.54	106840	5.77	415321	6.77	207623	8.19	378133	9.64	306931	12.68	323065	14.28
10M89744.D	WMB99006(MS)	35422	2.55	66699	5.77	267189	6.77	130035	8.19	239992	9.64	198599	12.68	207894	14.29
10M89745.D	AD29174-001	68870	2.55	144005	5.77	565814	6.77	286462	8.19	520109	9.64	435266	12.68	461945	14.28
10M89746.D	AD29174-001(MS)	65939	2.55	140163	5.77	550080	6.77	265723	8.19	472433	9.64	403494	12.69	431002	14.29
10M89747.D	AD29174-001(MSD)	72606	2.55	152025	5.77	576148	6.77	294476	8.19	535504	9.64	443862	12.69	440646	14.29
10M89748.D	AD29174-002	67389	2.55	128680	5.77	490221	6.77	241351	8.19	445302	9.64	379791	12.68	396853	14.28
10M89749.D	AD29174-003	63830	2.54	131581	5.77	527176	6.77	269522	8.19	479884	9.64	402288	12.68	400104	14.28
10M89750.D	AD29174-004	57190	2.55	118097	5.77	452572	6.77	219263	8.19	417620	9.64	379149	12.68	409240	14.28
10M89751.D	AD29174-005	61027	2.55	114667	5.77	439390	6.77	215303	8.19	393592	9.64	319651	12.68	332526	14.28
10M89752.D	AD29174-006	59892	2.55	124588	5.77	481890	6.77	236942	8.19	433191	9.64	355914	12.68	373922	14.28
10M89753.D	AD29174-007	56977	2.55	118234	5.77	489058	6.77	240693	8.19	450988	9.64	364773	12.68	382499	14.28
10M89754.D	AD29174-008	81047	2.55	183676	5.77	703732	6.77	321913	8.19	581954	9.64	473530	12.68	496900	14.29
10M89755.D	AD29174-009	59932	2.54	115958	5.77	459504	6.77	223909	8.19	409196	9.64	332339	12.68	349933	14.28

I1 = 1,4-Dioxane-d8(INT)
I2 = 1,4-Dichlorobenzene-d4
I3 = Naphthalene-d8
I4 = Acenaphthene-d10
I5 = Phenanthrene-d10
I6 = Chrysene-d12
I7 = Pervlene-d12

625/8270 Internal Standard concentration = 40 mg/L (in final extract)
624/8260 Internal Standard concentration = 30ug/L
524 Internal Standard concentration =5ug/L

Internal Standard Areas

Upper Limit = + 100% of internal standard area from daily cal or mid pt.

Lower Limit = - 50% of internal standard area from daily cal or mid pt.

Flags:

A - Indicates the compound failed the internal standard area criteria

R - Indicates the compound failed the internal standard retention time criteria.

Retention Times: Limit = within +/- 0.5 min of internal standard retention time from the daily cal or mid pt.

2031407 0212

FORM8

Internal Standard Areas

Evaluation Std Data File: 10M89868.D Method: EPA 8270E

Analysis Date/Time: 03/16/22 08:46

Lab File ID: CAL BNA@50PPM

	I1		I2		I3		I4		I5		I6		I7	
	Area	RT	Area	RT	Area	RT	Area	RT	Area	RT	Area	RT	Area	RT
Eval File Area/RT:	71818	2.54	141747	5.77	541327	6.77	271907	8.19	526976	9.64	425793	12.68	420731	14.29
Eval File Area Limit:	35909-143636		70874-283494		270664-1082654		135954-543814		263488-1053952		212896-851586		210366-841462	
Eval File Rt Limit:	2.04-3.04		5.27-6.27		6.27-7.27		7.69-8.69		9.14-10.14		12.18-13.18		13.79-14.79	

Data File	Sample#														
10M89869.D	SMB99097	74452	2.52	143293	5.77	555301	6.77	279756	8.19	482577	9.64	447259	12.68	434755	14.28
10M89870.D	SMB99097(MS)	79663	2.52	187041	5.77	699735	6.77	233242	8.19	452335	9.64	369499	12.68	366736	14.29
10M89871.D	AD29414-001	74981	2.53	137773	5.77	554236	6.77	276733	8.19	548965	9.64	470117	12.68	432992	14.28
10M89872.D	AD29414-003	88034	2.53	194210	5.77	701135	6.77	335505	8.19	658229	9.64	527283	12.68	515129	14.28
10M89873.D	AD29414-004	94391	2.52	189024	5.77	667234	6.77	331014	8.19	632355	9.64	543413	12.68	562079	14.28
10M89874.D	AD29413-003	84288	2.52	155800	5.77	674974	6.77	304138	8.19	576238	9.64	468789	12.68	464728	14.29
10M89875.D	AD29414-003(MS)	120336	2.53	215131	5.77	900316	6.77	410459	8.19	793233	9.64	645583	12.68	634501	14.29
10M89876.D	AD29414-003(MSD)	86660	2.55	149280	5.77	615216	6.77	291010	8.19	430868	9.64	347091	12.68	338065	14.29
10M89877.D	TEST	356054 A	2.52	184921	5.77	609683	6.77	298787	8.19	561279	9.64	477848	12.68	514649	14.28
10M89878.D	AD29404-001	98037	2.53	199177	5.77	669517	6.77	333668	8.19	638916	9.64	517311	12.68	518946	14.28
10M89879.D	AD29422-002	78717	2.53	150287	5.77	572618	6.77	311956	8.19	583284	9.64	342586	12.68	338797	14.28
10M89880.D	AD29422-004	84494	2.53	174090	5.77	623764	6.77	288135	8.19	640406	9.64	505727	12.68	482942	14.28
10M89881.D	AD29422-006	87111	2.53	170191	5.77	618395	6.77	308884	8.18	584968	9.64	467678	12.68	493747	14.28
10M89882.D	WMB99099(MS)	97135	2.55	190638	5.77	735435	6.78	369980	8.19	709492	9.64	584660	12.69	578342	14.29
10M89883.D	WMB99099	88949	2.55	170662	5.77	637769	6.77	337609	8.18	601043	9.64	503047	12.68	459538	14.28
10M89884.D	AD29351-001	96177	2.54	180459	5.77	705733	6.77	366838	8.19	697026	9.64	406225	12.68	394813	14.28
10M89885.D	AD29351-001(MS)	80973	2.55	151934	5.77	561875	6.77	281137	8.19	576259	9.64	470916	12.68	450643	14.29
10M89886.D	AD29351-001(MSD)	94581	2.55	176090	5.77	694001	6.77	306326	8.19	629740	9.64	479032	12.68	410314	14.29
10M89887.D	AD29351-002	79591	2.55	141398	5.77	604835	6.77	293840	8.18	510042	9.64	480463	12.68	426838	14.28
10M89888.D	AD29351-003	94150	2.55	187986	5.77	666777	6.77	364910	8.18	702361	9.64	510984	12.68	497080	14.28
10M89889.D	AD29351-004	73822	2.55	155527	5.77	598139	6.77	295439	8.18	558206	9.64	442736	12.68	428924	14.28
10M89890.D	AD29399-007	83675	2.55	157171	5.77	616782	6.77	274433	8.18	520934	9.64	456971	12.68	431018	14.28
10M89891.D	AD29399-008	85910	2.55	180420	5.77	694623	6.77	330143	8.19	634664	9.64	510175	12.68	505746	14.28
10M89892.D	AD29396-001	78210	2.55	148802	5.77	580829	6.77	271982	8.19	534481	9.64	419553	12.68	392988	14.28
10M89893.D	AD29396-002	95830	2.54	180090	5.77	741432	6.77	329647	8.18	682802	9.64	530925	12.68	544371	14.28
10M89894.D	AD29396-003	100099	2.55	207794	5.77	800094	6.77	391013	8.18	746373	9.64	526556	12.68	510745	14.28

I1 = 1,4-Dioxane-d8(INT)
I2 = 1,4-Dichlorobenzene-d4
I3 = Naphthalene-d8
I4 = Acenaphthene-d10
I5 = Phenanthrene-d10
I6 = Chrysene-d12
I7 = Perylene-d12

625/8270 Internal Standard concentration = 40 mg/L (in final extract)
624/8260 Internal Standard concentration = 30ug/L
524 Internal Standard concentration =5ug/L

Internal Standard Areas

Upper Limit = + 100% of internal standard area from daily cal or mid pt.

Lower Limit = - 50% of internal standard area from daily cal or mid pt.

Flags:

A - Indicates the compound failed the internal standard area criteria

R - Indicates the compound failed the internal standard retention time criteria.

Retention Times: Limit = within +/- 0.5 min of internal standard retention time from the daily cal or mid pt.

2031407 0213

FORM8

Internal Standard Areas

Evaluation Std Data File: 7M120340.D Method: EPA 8270E

Analysis Date/Time: 03/16/22 09:08

Lab File ID: CAL BNA@50PPM

	I1		I2		I3		I4		I5		I6		I7	
	Area	RT	Area	RT	Area	RT	Area	RT	Area	RT	Area	RT	Area	RT
Eval File Area/RT:	31802	2.62	60005	5.84	234680	6.85	116630	8.28	238248	9.75	204304	12.82	200005	14.46
Eval File Area Limit:	15901-63604		30002-120010		117340-469360		58315-233260		119124-476496		102152-408608		100002-400010	
Eval File Rt Limit:	2.12-3.12		5.34-6.34		6.35-7.35		7.78-8.78		9.25-10.25		12.32-13.32		13.96-14.96	

Data File	Sample#														
7M120341.D	SMB99097	43634	2.60	80780	5.84	309485	6.84	158571	8.28	315018	9.75	260118	12.81	249962	14.45
7M120342.D	SMB99084	33604	2.60	65511	5.84	250107	6.84	124147	8.27	244648	9.74	196882	12.80	188374	14.45
7M120343.D	AD29414-002	45362	2.60	85046	5.84	322648	6.84	156031	8.27	303786	9.74	245373	12.82	239696	14.46
7M120344.D	AD29414-005	45636	2.60	84572	5.84	318175	6.84	156162	8.27	298641	9.75	235879	12.82	235557	14.48
7M120345.D	AD29330-001(R)	42882	2.60	83104	5.84	312868	6.84	154471	8.27	296799	9.75	232979	12.81	224898	14.46
7M120346.D	AD29162-010(R)	47507	2.60	87794	5.84	294629	6.86	149042	8.30	310109	9.76	253346	12.82	248941	14.51
7M120347.D	AD29400-006(5X)	39980	2.61	76520	5.84	295092	6.85	145096	8.29	263585	9.75	210370	12.82	226427	14.50
7M120348.D	AD29400-007(5X)	38888	2.61	73813	5.84	285496	6.85	138677	8.29	252364	9.76	201213	12.82	212341	14.48
7M120349.D	AD29404-003	42946	2.60	82338	5.84	306195	6.85	147773	8.28	281854	9.75	218057	12.81	215502	14.46
7M120350.D	AD29404-004	41528	2.60	76065	5.84	288640	6.85	139081	8.28	267011	9.75	202898	12.81	198189	14.46
7M120351.D	AD29404-002(10X)	39247	2.61	74505	5.84	287291	6.85	139501	8.27	256033	9.75	203288	12.82	205792	14.46
7M120352.D	AD29415-002(20X)	39851	2.62	74480	5.84	288459	6.85	139089	8.28	254742	9.75	204584	12.81	210251	14.47
7M120353.D	AD29454-001(3X)	37271	2.61	70516	5.84	266968	6.84	129676	8.28	232679	9.75	187325	12.82	184292	14.46
7M120354.D	AD29402-013(3X)	37204	2.62	71332	5.84	271835	6.84	133085	8.27	253022	9.75	195597	12.82	188994	14.46
7M120355.D	AD29415-006(3X)	40910	2.62	78616	5.84	297732	6.84	145089	8.27	276382	9.75	213678	12.82	205498	14.46
7M120356.D	AD29415-001(10X)	38890	2.62	74140	5.84	293350	6.84	143322	8.27	256365	9.75	204265	12.82	201043	14.46
7M120357.D	AD29415-005(10X)	20149	2.62	38011	5.84	149766	6.84	70751	8.27	131167	9.74	105680	12.81	101171	14.45
7M120358.D	AD29273-005	33317	2.60	65260	5.84	218178	6.85	87798	8.29	175649	9.76	181238	12.82	172554	14.46
7M120359.D	AD29334-001(5X)(R)	41646	2.62	79054	5.84	300787	6.85	148302	8.28	281432	9.75	229213	12.81	213576	14.45
7M120360.D	AD29273-005(MS)	36577	2.60	70964	5.84	245245	6.85	102254	8.29	202032	9.76	200005	12.82	189889	14.45
7M120361.D	AD29273-005(MSD)	37739	2.60	73178	5.84	248593	6.85	96182	8.29	199638	9.76	202996	12.82	197688	14.45
7M120362.D	AD29402-001	37980	2.60	74939	5.84	281175	6.84	137987	8.27	264020	9.74	210321	12.81	195896	14.44
7M120363.D	AD29402-004	39531	2.60	78465	5.84	294893	6.84	143817	8.27	272932	9.74	218234	12.81	205936	14.44
7M120364.D	AD29402-007	42377	2.60	82535	5.84	317470	6.84	153153	8.27	293773	9.74	236761	12.81	223090	14.45
7M120365.D	AD29402-010	35968	2.60	69652	5.84	269172	6.84	128880	8.27	245287	9.74	196134	12.81	185129	14.46

I1 = 1,4-Dioxane-d8(INT)
I2 = 1,4-Dichlorobenzene-d4
I3 = Naphthalene-d8
I4 = Acenaphthene-d10
I5 = Phenanthrene-d10
I6 = Chrysene-d12
I7 = Perylene-d12

625/8270 Internal Standard concentration = 40 mg/L (in final extract)
624/8260 Internal Standard concentration = 30ug/L
524 Internal Standard concentration =5ug/L

Internal Standard Areas

Upper Limit = + 100% of internal standard area from daily cal or mid pt.

Lower Limit = - 50% of internal standard area from daily cal or mid pt.

Flags:

A - Indicates the compound failed the internal standard area criteria

R - Indicates the compound failed the internal standard retention time criteria.

Retention Times: Limit = within +/- 0.5 min of internal standard retention time from the daily cal or mid pt.

2031407 0214

FORM8

Internal Standard Areas

Evaluation Std Data File: 9M112017.D Method: EPA 8270E

Analysis Date/Time: 03/18/22 09:33

Lab File ID: CAL BNA@50PPM

	I1		I2		I3		I4		I5		I6		I7	
	Area	RT	Area	RT	Area	RT	Area	RT	Area	RT	Area	RT	Area	RT
Eval File Area/RT:	27942	2.66	57063	5.87	209952	6.88	108170	8.31	225919	9.78	219285	12.84	223607	14.45
Eval File Area Limit:	13971-55884		28532-114126		104976-419904		54085-216340		112960-451838		109642-438570		111804-447214	
Eval File Rt Limit:	2.16-3.16		5.37-6.37		6.38-7.38		7.81-8.81		9.28-10.28		12.34-13.34		13.95-14.95	

Data File	Sample#														
9M112016.D	BNA@50PPM	22762	2.65	45863	5.87	167789	6.88	87269	8.31	180338	9.78	176249	12.83	180056	14.45
9M112017.D	CAL BNA@50PPM	27942	2.66	57063	5.87	209952	6.88	108170	8.31	225919	9.78	219285	12.84	223607	14.45
9M112018.D	CAL BNA@10PPM	27678	2.66	57230	5.87	212385	6.88	110727	8.31	232159	9.78	220853	12.83	230535	14.45
9M112019.D	CAL BNA@0.5PPM	27015	2.66	56634	5.87	210279	6.88	110306	8.31	230780	9.78	216520	12.83	226619	14.45
9M112020.D	CAL BNA@2PPM	34978	2.66	75985	5.87	288698	6.88	153108	8.31	319303	9.78	301699	12.83	314828	14.45
9M112021.D	CAL BNA@196PPM	27218	2.67	53245	5.87	194800	6.88	100918	8.31	212396	9.78	213893	12.84	211705	14.46
9M112022.D	CAL BNA@160PPM	28697	2.67	58268	5.87	213840	6.88	111342	8.31	235454	9.78	237566	12.84	239369	14.46
9M112023.D	CAL BNA@120PPM	29318	2.65	59397	5.87	219327	6.88	115990	8.31	244643	9.78	244389	12.84	249253	14.46
9M112024.D	CAL BNA@80PPM	29725	2.66	62186	5.87	230728	6.88	121879	8.31	257376	9.78	271455	12.84	264728	14.45
9M112025.D	CAL BNA@20PPM	29864	2.65	62395	5.87	234522	6.88	125515	8.31	263851	9.78	260702	12.83	272089	14.45
9M112026.D	ICV BNA@50PPM	29633	2.66	61685	5.87	231082	6.88	122111	8.31	255387	9.78	255575	12.83	252298	14.45

I1 = 1,4-Dioxane-d8(INT)
I2 = 1,4-Dichlorobenzene-d4
I3 = Naphthalene-d8
I4 = Acenaphthene-d10
I5 = Phenanthrene-d10
I6 = Chrysene-d12
I7 = Perylene-d12

625/8270 Internal Standard concentration = 40 mg/L (in final extract)
624/8260 Internal Standard concentration = 30ug/L
524 Internal Standard concentration =5ug/L

Internal Standard Areas

Upper Limit = + 100% of internal standard area from daily cal or mid pt.

Lower Limit = - 50% of internal standard area from daily cal or mid pt.

Flags:

A - Indicates the compound failed the internal standard area criteria

R - Indicates the compound failed the internal standard retention time criteria.

Retention Times: Limit = within +/- 0.5 min of internal standard retention time from the daily cal or mid pt.

2031407 0215

FORM8

Internal Standard Areas

Evaluation Std Data File: 9M112028.D Method: EPA 8270E

Analysis Date/Time: 03/21/22 08:40

Lab File ID: CAL BNA@50PPM

	I1		I2		I3		I4		I5		I6		I7	
	Area	RT	Area	RT	Area	RT	Area	RT	Area	RT	Area	RT	Area	RT
Eval File Area/RT:	26686	2.67	54601	5.87	197095	6.88	103906	8.31	216322	9.78	211087	12.83	215181	14.45
Eval File Area Limit:	13343-53372		27300-109202		98548-394190		51953-207812		108161-432644		105544-422174		107590-430362	
Eval File Rt Limit:	2.17-3.17		5.37-6.37		6.38-7.38		7.81-8.81		9.28-10.28		12.33-13.33		13.95-14.95	
Data File Sample#														
9M112029.D WMB99128(MS)	27257	2.66	55587	5.87	203796	6.88	104833	8.31	220985	9.78	217158	12.84	221110	14.46
9M112030.D WMB99128	25757	2.66	52167	5.87	198304	6.88	104416	8.31	217337	9.77	199770	12.83	210035	14.45
9M112031.D AD29408-001(MS)	26273	2.66	53002	5.87	191402	6.88	99218	8.31	208135	9.78	206497	12.84	207832	14.46
9M112032.D AD29408-001(MSD)	25704	2.66	51919	5.87	188587	6.88	98825	8.31	206607	9.78	205890	12.84	206966	14.45
9M112033.D AD29408-001	0A	0.00R	1292A	5.87	4556A	6.88	2125A	8.31	4371A	9.77	0A	0.00R	0A	0.00R
9M112034.D AD29408-002	23942	2.66	49232	5.87	180288	6.88	93399	8.31	195568	9.78	176571	12.83	184819	14.45
9M112035.D AD29408-003	23450	2.66	47307	5.87	173423	6.88	89834	8.31	190029	9.77	172120	12.83	175922	14.45
9M112036.D AD29420-016(3X)	25753	2.66	53956	5.87	200331	6.88	106967	8.31	211128	9.78	207674	12.83	225390	14.45
9M112037.D AD29408-004	26729	2.66	55514	5.87	205330	6.88	108512	8.31	229506	9.78	212966	12.83	223296	14.45
9M112038.D AD29408-001	23376	2.66	48538	5.87	178645	6.88	93132	8.31	197159	9.77	179078	12.83	183779	14.45
9M112039.D AD29408-005	22912	2.66	47328	5.87	175166	6.87	91106	8.31	191754	9.77	175764	12.83	180320	14.45
9M112040.D AD29408-006	26044	2.66	53222	5.87	195370	6.88	101914	8.31	213255	9.77	194514	12.83	201188	14.45
9M112041.D AD29408-007	26478	2.66	54646	5.87	201109	6.88	103971	8.31	220021	9.77	199770	12.83	203740	14.45
9M112042.D AD29408-008	26968	2.66	55150	5.87	204593	6.87	107628	8.31	224491	9.77	204182	12.83	212264	14.45
9M112043.D AD29408-009	27183	2.66	56237	5.87	206755	6.88	107625	8.31	226208	9.77	205813	12.83	210207	14.45
9M112044.D AD29408-010	25787	2.66	52961	5.87	197410	6.88	101761	8.31	214022	9.77	193988	12.83	200315	14.45
9M112045.D WMB99146	28381	2.66	58925	5.87	218263	6.88	113648	8.31	242333	9.77	217926	12.83	225056	14.45
9M112050.D SMB99149	29010	2.64	58511	5.87	215640	6.87	114599	8.31	238159	9.78	219567	12.83	215841	14.45
9M112051.D SMB99150	28365	2.65	57536	5.87	214391	6.88	112447	8.31	239942	9.77	217834	12.83	218626	14.45
9M112052.D SMB99149(MS)	25202	2.64	49721	5.87	180943	6.88	94799	8.31	199537	9.78	195654	12.83	194964	14.45
9M112053.D SMB99150(MS)	32281	2.65	66044	5.87	237804	6.88	125344	8.31	265566	9.78	261527	12.83	263371	14.46
9M112054.D AD29504-002	28003	2.64	57765	5.87	215176	6.87	113454	8.31	240970	9.78	221181	12.83	222270	14.45
9M112055.D AD29504-002(MS)	30920	2.64	62965	5.87	230204	6.88	121686	8.31	254339	9.78	247753	12.83	251301	14.45
9M112056.D AD29504-002(MSD)	28963	2.65	59909	5.87	219381	6.88	114774	8.31	244585	9.78	238193	12.83	240177	14.45
9M112057.D AD29320-009	25082	2.65	51939	5.87	190721	6.87	99774	8.31	201262	9.78	189287	12.83	202590	14.45

I1 = 1,4-Dioxane-d8(INT)
I2 = 1,4-Dichlorobenzene-d4
I3 = Naphthalene-d8
I4 = Acenaphthene-d10
I5 = Phenanthrene-d10
I6 = Chrysene-d12
I7 = Perylene-d12

625/8270 Internal Standard concentration = 40 mg/L (in final extract)
624/8260 Internal Standard concentration = 30ug/L
524 Internal Standard concentration =5ug/L

Internal Standard Areas

Upper Limit = + 100% of internal standard area from daily cal or mid pt.

Lower Limit = - 50% of internal standard area from daily cal or mid pt.

Flags:

A - Indicates the compound failed the internal standard area criteria

R - Indicates the compound failed the internal standard retention time criteria.

Retention Times: Limit = within +/- 0.5 min of internal standard retention time from the daily cal or mid pt.

2031407 0216

FORM8

Internal Standard Areas

Evaluation Std Data File: 10M89940.D Method: EPA 8270E

Analysis Date/Time: 03/21/22 08:47

Lab File ID: CAL BNA@50PPM

	I1		I2		I3		I4		I5		I6		I7	
	Area	RT	Area	RT	Area	RT	Area	RT	Area	RT	Area	RT	Area	RT
Eval File Area/RT:	84650	2.54	161688	5.77	623898	6.77	305494	8.19	588388	9.64	491237	12.68	488278	14.28
Eval File Area Limit:	42325-169300		80844-323376		311949-1247796		152747-610988		294194-1176776		245618-982474		244139-976556	
Eval File Rt Limit:	2.04-3.04		5.27-6.27		6.27-7.27		7.69-8.69		9.14-10.14		12.18-13.18		13.78-14.78	

Data File	Sample#														
10M89941.D	AD29415-007	87284	2.54	171486	5.77	655964	6.77	319772	8.19	613279	9.64	488342	12.68	501693	14.28
10M89942.D	AD29415-008	88899	2.54	169261	5.77	652987	6.77	319021	8.19	611700	9.64	479830	12.68	478040	14.28
10M89943.D	AD29415-009	84717	2.54	160680	5.77	624231	6.77	306535	8.19	599989	9.64	459410	12.68	465878	14.28
10M89944.D	AD29403-007	83965	2.54	160631	5.77	610910	6.77	301196	8.19	582632	9.64	453209	12.68	453173	14.28
10M89945.D	AD29403-008	77663	2.54	145839	5.77	560529	6.77	269672	8.19	516618	9.64	413542	12.68	409536	14.28
10M89946.D	WMB99128	84987	2.54	162285	5.77	652948	6.77	299899	8.19	590601	9.64	484241	12.68	480798	14.28
10M89947.D	OMB99129	92716	2.54	174802	5.77	679602	6.77	332758	8.19	635318	9.64	507314	12.68	486079	14.28
10M89948.D	OMB99130	81340	2.54	154127	5.77	596967	6.77	287232	8.19	556939	9.64	441601	12.68	433527	14.28
10M89949.D	AD29445-001	92386	2.54	173547	5.77	672855	6.77	316544	8.19	597862	9.64	458801	12.68	459106	14.28
10M89950.D	AD29445-002	90664	2.54	179523	5.77	691728	6.77	335085	8.19	632570	9.64	484404	12.68	480031	14.28
10M89951.D	AD29445-003	87669	2.54	171334	5.77	662990	6.77	316155	8.19	602706	9.64	473640	12.68	458776	14.28
10M89952.D	AD29445-004	86053	2.54	167892	5.77	649455	6.77	313573	8.19	594230	9.64	455602	12.68	445994	14.28
10M89953.D	AD29445-005	76588	2.54	151032	5.77	580609	6.77	280224	8.19	522844	9.64	402216	12.68	397486	14.28
10M89954.D	AD29448-004	91590	2.54	179550	5.77	690548	6.77	332597	8.19	624921	9.64	477322	12.68	471854	14.28
10M89955.D	AD29448-005	92618	2.54	182557	5.77	715149	6.77	343273	8.19	651094	9.64	496082	12.68	487686	14.28
10M89956.D	AD29448-001	96413	2.55	191446	5.77	750534	6.77	361915	8.19	682944	9.64	513350	12.68	502456	14.28
10M89957.D	AD29448-002	90662	2.55	180468	5.77	698919	6.77	333228	8.19	632558	9.64	482348	12.68	468962	14.28
10M89958.D	AD29448-003	96247	2.55	185236	5.77	701825	6.77	319442	8.19	600902	9.64	457942	12.68	450850	14.29
10M89959.D	AD29443-001	84682	2.54	169924	5.77	655646	6.77	315929	8.19	597886	9.64	455108	12.68	440981	14.28
10M89960.D	AD29443-004	74959	2.54	145628	5.77	550598	6.77	253960	8.19	480719	9.64	367368	12.68	358293	14.28
10M89961.D	AD29444-002	79156	2.55	151787	5.77	574938	6.77	260190	8.19	485752	9.64	370615	12.68	361397	14.28
10M89962.D	AD29320-010	82653	2.52	160667	5.77	617567	6.77	291222	8.19	588058	9.65	454157	12.68	446902	14.29
10M89963.D	AD29320-011	101966	2.52	185667	5.77	689624	6.77	314885	8.18	578894	9.64	453350	12.68	452476	14.28
10M89964.D	AD29320-012	90064	2.52	170179	5.77	659388	6.77	311257	8.19	649217	9.65	495257	12.68	485784	14.28
10M89965.D	AD29504-001	99742	2.52	184614	5.77	688611	6.77	315804	8.19	590550	9.64	459258	12.68	442399	14.28
10M89966.D	AD29534-001	83333	2.53	163178	5.77	639530	6.77	309306	8.19	574879	9.64	443494	12.68	424882	14.28
10M89967.D	AD29534-012	91003	2.53	178328	5.77	694681	6.77	338380	8.19	629131	9.64	472809	12.68	472178	14.28

I1 = 1,4-Dioxane-d8(INT)
I2 = 1,4-Dichlorobenzene-d4
I3 = Naphthalene-d8
I4 = Acenaphthene-d10
I5 = Phenanthrene-d10
I6 = Chrysene-d12
I7 = Perylene-d12

625/8270 Internal Standard concentration = 40 mg/L (in final extract)
624/8260 Internal Standard concentration = 30ug/L
524 Internal Standard concentration =5ug/L

Internal Standard Areas

Upper Limit = + 100% of internal standard area from daily cal or mid pt.

Lower Limit = - 50% of internal standard area from daily cal or mid pt.

Flags:

A - Indicates the compound failed the internal standard area criteria

R - Indicates the compound failed the internal standard retention time criteria.

Retention Times: Limit = within +/- 0.5 min of internal standard retention time from the daily cal or mid pt.

PCB Data

Form1

ORGANICS PCB REPORT

Sample Number: AD29415-001
Client Id: SB-1
Data File: 2G163957.D
Analysis Date: 03/17/22 13:09
Date Rec/Extracted: 03/14/22-03/16/22
Column: DB-17/1701P 30M 0.32mm ID 0.25um film

Method: EPA 8082A
Matrix: Soil
Initial Vol: 20g
Final Vol: 10ml
Dilution: 1
Solids: 85

Units: mg/Kg

Cas #	Compound	RL	Conc	Cas #	Compound	RL	Conc
12674-11-2	Aroclor-1016	0.029	U	11097-69-1	Aroclor-1254	0.029	U
11104-28-2	Aroclor-1221	0.029	U	11096-82-5	Aroclor-1260	0.029	U
11141-16-5	Aroclor-1232	0.029	U	37324-23-5	Aroclor-1262	0.029	U
53469-21-9	Aroclor-1242	0.029	U	11100-14-4	Aroclor-1268	0.029	U
12672-29-6	Aroclor-1248	0.029	U	1336-36-3	Aroclor (Total)	0.029	U

Worksheet #: 632367 *Total Target Concentration* 0 ColumnID: (^) Indicates results from 2nd column

U - Indicates the compound was analyzed but not detected.
B - Indicates the analyte was found in the blank as well as in the sample.
E - Indicates the analyte concentration exceeds the calibration range of the instrument.
R - Retention Time Out
J - Indicates an estimated value when a compound is detected at less than the specified detection limit.
d - Pesticide %Diff>40% between columns due to coelution. Lower concentration used
Chlordane (Total) is sum of a-Chlordane and y-Chlordane.

Quantitation Report (QT Reviewed)

Data Path : G:\Gcdata\2022\GC_2\Data\03-17-22\
Data File : 2G163957.D
Signal(s) : Signal #1: ECD1A.CH Signal #2: ECD2B.CH
Acq On : 17 Mar 2022 13:09
Operator : PR/MC/MLC
Sample : AD29415-001
Misc : S,PCB
ALS Vial : 16 Sample Multiplier: 1

Integration File signal 1: AUTOINT1.E
Integration File signal 2: AUTOINT2.E
Quant Time: Mar 18 13:27:45 2022
Quant Method : G:\GCDATA\2022\GC_2\MethodQt\2G_C0316AA.M
Quant Title : @GC_2,ug,608,8082
QLast Update : Wed Mar 16 17:24:45 2022
Response via : Initial Calibration
Integrator: ChemStation

Volume Inj. : 1ul
Signal #1 Phase : db-1701P Signal #2 Phase: db-17
Signal #1 Info : .32 Signal #2 Info : .32

Compound	RT#1	RT#2	Resp#1	Resp#2	pg#1	pg#2
Target Compounds						
1)TCMX-Surrogate	3.724	3.793	2665049	590554	61.245	79.658 #
45)DCB-Surrogate	9.967	10.650	1998820	637055	94.833	91.528

(f)=RT Delta > 1/2 Window (#)=Amounts differ by > 25% (m)=manual int.

PR

Data Path : G:\Gcdata\2022\GC_2\Data\03-17-22\
Data File : 2G163957.D
Signal(s) : Signal #1: ECD1A.CH Signal #2: ECD2B.CH
Acq On : 17 Mar 2022 13:09
Operator : PR/MC/MLC
Sample : AD29415-001
Misc : S,PCB
ALS Vial : 16 Sample Multiplier: 1

Integration File signal 1: AUTOINT1.E
Integration File signal 2: AUTOINT2.E
Quant Time: Mar 18 13:27:45 2022
Quant Method : G:\GCDATA\2022\GC_2\MethodQt\2G_C0316AA.M
Quant Title : @GC_2,ug,608,8082
QLast Update : Wed Mar 16 17:24:45 2022
Response via : Initial Calibration
Integrator: ChemStation

Volume Inj. : 1ul
Signal #1 Phase : db-1701P Signal #2 Phase: db-17
Signal #1 Info : .32 Signal #2 Info : .32

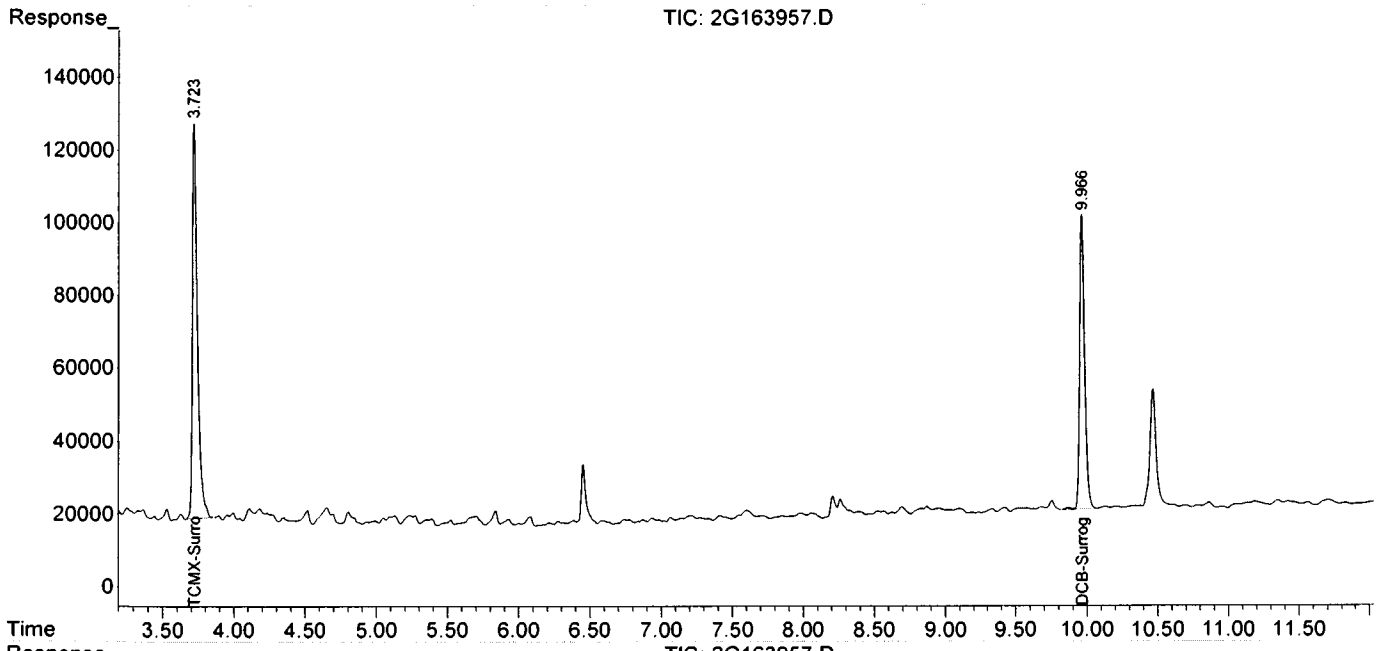

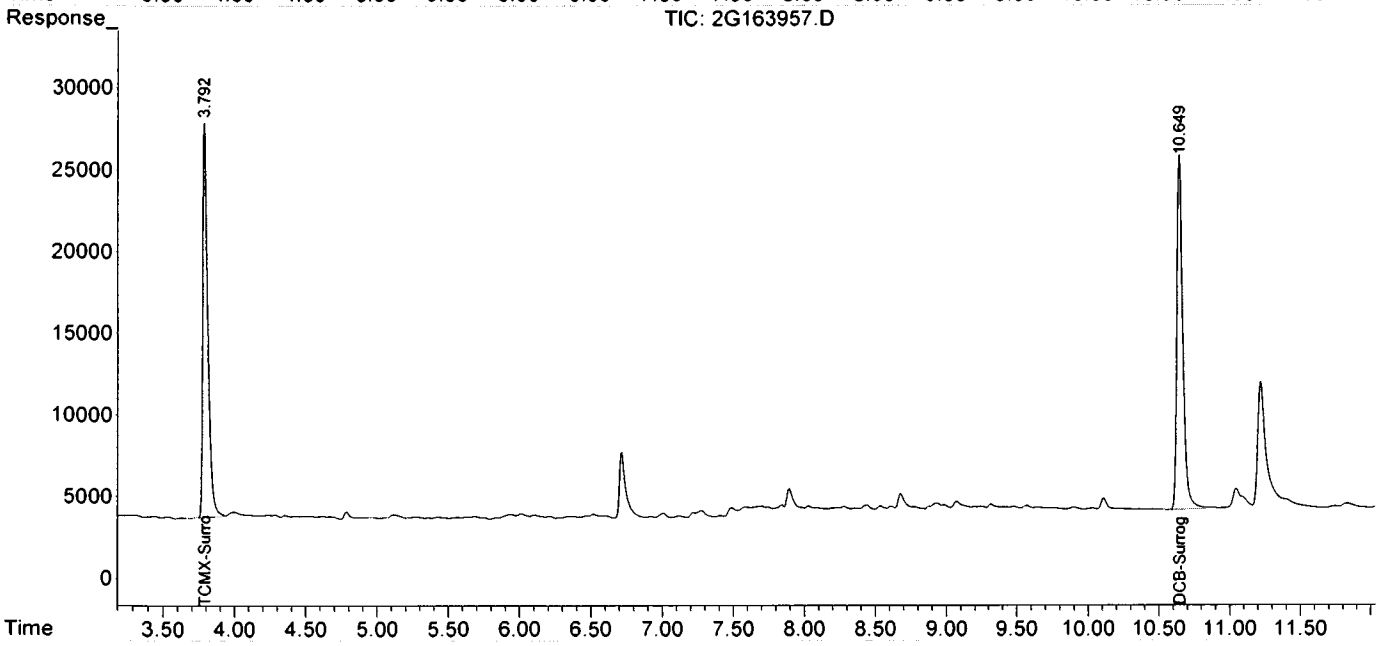

Form1

ORGANICS PCB REPORT

Sample Number: AD29415-006
Client Id: SB-6
Data File: 2G163958.D
Analysis Date: 03/17/22 13:25
Date Rec/Extracted: 03/14/22-03/16/22
Column: DB-17/1701P 30M 0.32mm ID 0.25um film

Method: EPA 8082A
Matrix: Soil
Initial Vol: 20g
Final Vol: 10ml
Dilution: 1
Solids: 85

Units: mg/Kg

Cas #	Compound	RL	Conc	Cas #	Compound	RL	Conc
12674-11-2	Aroclor-1016	0.029	U	11097-69-1	Aroclor-1254	0.029	U
11104-28-2	Aroclor-1221	0.029	U	11096-82-5	Aroclor-1260	0.029	U
11141-16-5	Aroclor-1232	0.029	U	37324-23-5	Aroclor-1262	0.029	U
53469-21-9	Aroclor-1242	0.029	U	11100-14-4	Aroclor-1268	0.029	U
12672-29-6	Aroclor-1248	0.029	U	1336-36-3	Aroclor (Total)	0.029	U

Worksheet #: 632367

Total Target Concentration 0

ColumnID: (^) Indicates results from 2nd column

U - Indicates the compound was analyzed but not detected.
B - Indicates the analyte was found in the blank as well as in the sample.
E - Indicates the analyte concentration exceeds the calibration range of the instrument.
R - Retention Time Out
J - Indicates an estimated value when a compound is detected at less than the specified detection limit.
d - Pesticide %Diff>40% between columns due to coelution. Lower concentration used

Chlordane (Total) is sum of a-Chlordane and y-Chlordane.

Quantitation Report (QT Reviewed)

Data Path : G:\Gcdata\2022\GC_2\Data\03-17-22\
Data File : 2G163958.D
Signal(s) : Signal #1: ECD1A.CH Signal #2: ECD2B.CH
Acq On : 17 Mar 2022 13:25
Operator : PR/MC/MLC
Sample : AD29415-006
Misc : S,PCB
ALS Vial : 17 Sample Multiplier: 1

Integration File signal 1: AUTOINT1.E
Integration File signal 2: AUTOINT2.E
Quant Time: Mar 18 13:27:58 2022
Quant Method : G:\GCDATA\2022\GC_2\MethodQt\2G_C0316AA.M
Quant Title : @GC_2,ug,608,8082
QLast Update : Wed Mar 16 17:24:45 2022
Response via : Initial Calibration
Integrator: ChemStation

Volume Inj. : 1ul
Signal #1 Phase : db-1701P Signal #2 Phase: db-17
Signal #1 Info : .32 Signal #2 Info : .32

Compound	RT#1	RT#2	Resp#1	Resp#2	pg#1	pg#2
Target Compounds						
1)TCMX-Surrogate	3.725	3.794	4033050	664851	92.682	89.679
45)DCB-Surrogate	9.970	10.654	1888977	686776	89.622	98.672

(f)=RT Delta > 1/2 Window (#)=Amounts differ by > 25% (m)=manual int.

PR

Data Path : G:\Gcdata\2022\GC_2\Data\03-17-22\
Data File : 2G163958.D
Signal(s) : Signal #1: ECD1A.CH Signal #2: ECD2B.CH
Acq On : 17 Mar 2022 13:25
Operator : PR/MC/MLC
Sample : AD29415-006
Misc : S,PCB
ALS Vial : 17 Sample Multiplier: 1

Integration File signal 1: AUTOINT1.E
Integration File signal 2: AUTOINT2.E
Quant Time: Mar 18 13:27:58 2022
Quant Method : G:\GCDATA\2022\GC_2\MethodQt\2G_C0316AA.M
Quant Title : @GC_2,ug,608,8082
QLast Update : Wed Mar 16 17:24:45 2022
Response via : Initial Calibration
Integrator: ChemStation

Volume Inj. : 1ul
Signal #1 Phase : db-1701P Signal #2 Phase: db-17
Signal #1 Info : .32 Signal #2 Info : .32

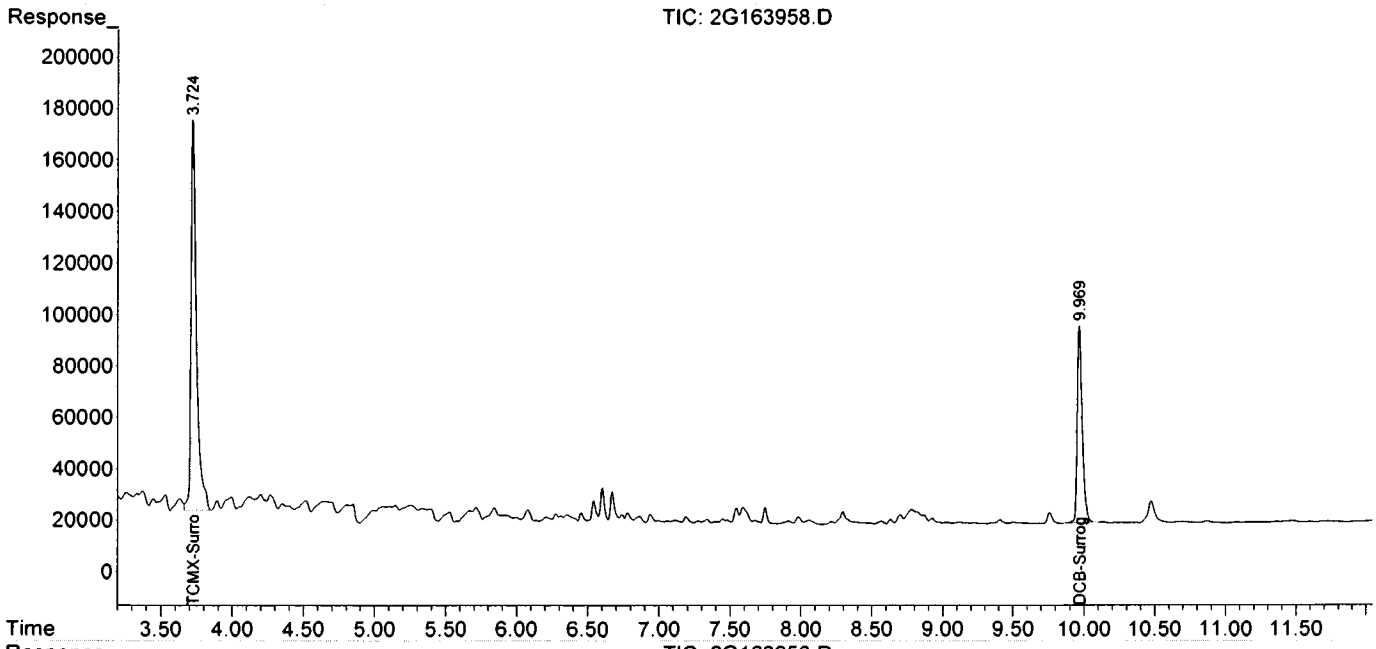

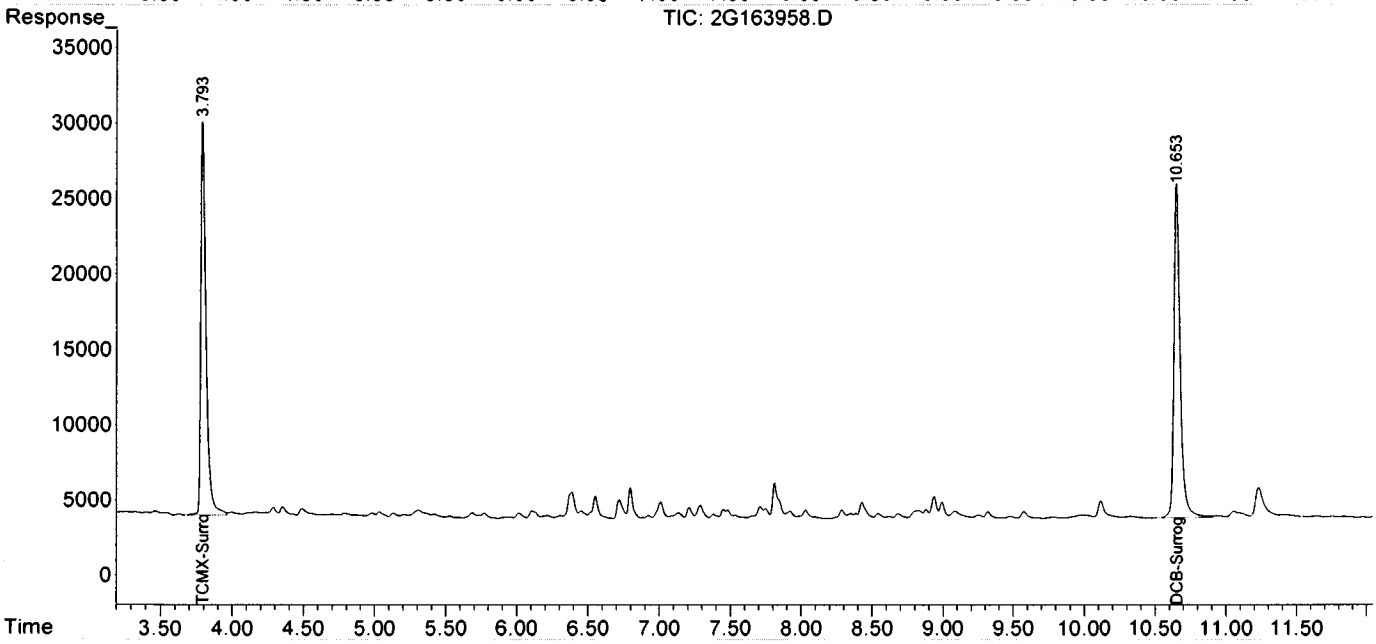

Form1

ORGANICS PCB REPORT

Sample Number: SMB99104
Client Id:
Data File: 2G163942.D
Analysis Date: 03/17/22 09:23
Date Rec/Extracted: NA-03/16/22
Column: DB-17/1701P 30M 0.32mm ID 0.25um film

Method: EPA 8082A
Matrix: Soil
Initial Vol: 20g
Final Vol: 10ml
Dilution: 1
Solids: 100

Units: mg/Kg

Cas #	Compound	RL	Conc	Cas #	Compound	RL	Conc
12674-11-2	Aroclor-1016	0.025	U	11097-69-1	Aroclor-1254	0.025	U
11104-28-2	Aroclor-1221	0.025	U	11096-82-5	Aroclor-1260	0.025	U
11141-16-5	Aroclor-1232	0.025	U	37324-23-5	Aroclor-1262	0.025	U
53469-21-9	Aroclor-1242	0.025	U	11100-14-4	Aroclor-1268	0.025	U
12672-29-6	Aroclor-1248	0.025	U				

Worksheet #: 632367

Total Target Concentration 0

ColumnID: (^) Indicates results from 2nd column

U - Indicates the compound was analyzed but not detected.
B - Indicates the analyte was found in the blank as well as in the sample.
E - Indicates the analyte concentration exceeds the calibration range of the instrument.
R - Retention Time Out
J - Indicates an estimated value when a compound is detected at less than the specified detection limit.
d - Pesticide %Diff>40% between columns due to coelution. Lower concentration used
Chlordane (Total) is sum of a-Chlordane and y-Chlordane.

Quantitation Report (QT Reviewed)

Data Path : G:\Gcdata\2022\GC_2\Data\03-17-22\
Data File : 2G163942.D
Signal(s) : Signal #1: ECD1A.CH Signal #2: ECD2B.CH
Acq On : 17 Mar 2022 9:23
Operator : PR/MC/MLC
Sample : SMB99104
Misc : S,PCB
ALS Vial : 1 Sample Multiplier: 1

Integration File signal 1: AUTOINT1.E
Integration File signal 2: AUTOINT2.E
Quant Time: Mar 18 13:24:38 2022
Quant Method : G:\GCDATA\2022\GC_2\MethodQt\2G_C0316AA.M
Quant Title : @GC_2,ug,608,8082
QLast Update : Wed Mar 16 17:24:45 2022
Response via : Initial Calibration
Integrator: ChemStation

Volume Inj. : 1ul
Signal #1 Phase : db-1701P Signal #2 Phase: db-17
Signal #1 Info : .32 Signal #2 Info : .32

Compound	RT#1	RT#2	Resp#1	Resp#2	pg#1	pg#2
Target Compounds						
1)TCMX-Surrogate	3.729	3.795	3710758	577936	85.276	77.956
45)DCB-Surrogate	9.974	10.655	1863774	588707	88.426	84.582

(f)=RT Delta > 1/2 Window (#)=Amounts differ by > 25% (m)=manual int.

PR

Data Path : G:\Gcdata\2022\GC_2\Data\03-17-22\
Data File : 2G163942.D
Signal(s) : Signal #1: ECD1A.CH Signal #2: ECD2B.CH
Acq On : 17 Mar 2022 9:23
Operator : PR/MC/MLC
Sample : SMB99104
Misc : S,PCB
ALS Vial : 1 Sample Multiplier: 1

Integration File signal 1: AUTOINT1.E
Integration File signal 2: AUTOINT2.E
Quant Time: Mar 18 13:24:38 2022
Quant Method : G:\GCDATA\2022\GC_2\MethodQt\2G_C0316AA.M
Quant Title : @GC_2,ug,608,8082
QLast Update : Wed Mar 16 17:24:45 2022
Response via : Initial Calibration
Integrator: ChemStation

Volume Inj. : 1ul
Signal #1 Phase : db-1701P Signal #2 Phase: db-17
Signal #1 Info : .32 Signal #2 Info : .32

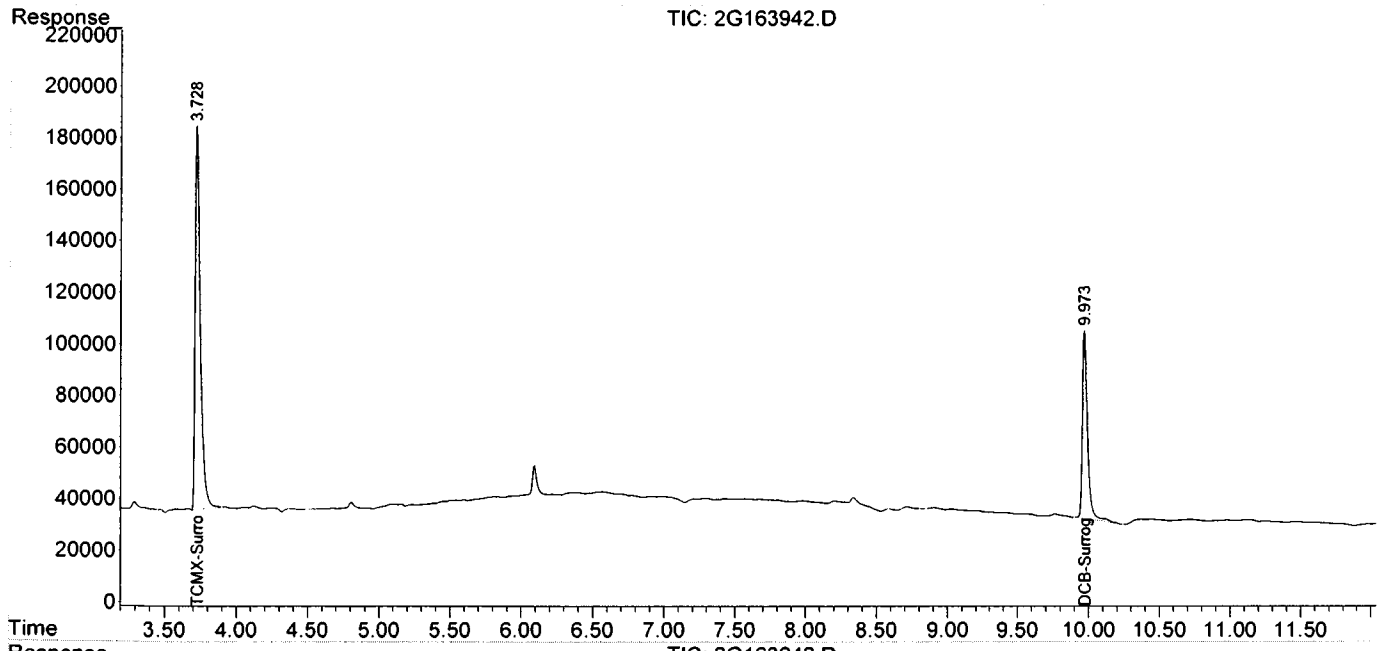

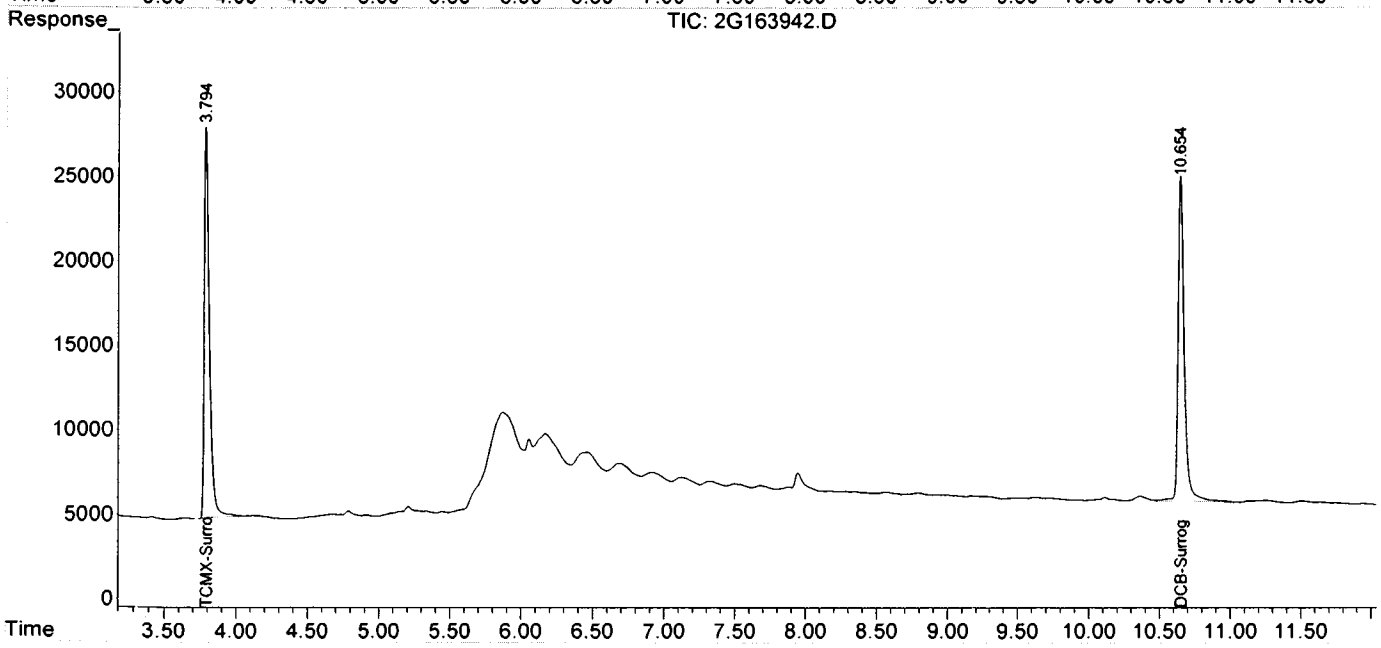

FORM2

Surrogate Recovery

Method: EPA 8082A

Dfile	Sample#	Matrix	Date/Time	Surr Dil	Dilute Out Flag	Column1 S1 Recov	Column2 S2 Recov	Column1 S3 Recov	Column2 S4 Recov	Column0 S5 Recov	Column0 S6 Recov
2G163942.D	SMB99104	S	03/17/22 09:23	1		85	78	88	85		
2G163957.D	AD29415-001	S	03/17/22 13:09	1		61	80	95	92		
2G163958.D	AD29415-006	S	03/17/22 13:25	1		93	90	90	99		
2G163943.D	SMB99104(MS)	S	03/17/22 09:38	1		94	92	99	93		
2G163944.D	AD29422-002(MS)	S	03/17/22 09:53	1		100	93	99	93		
2G163945.D	AD29422-002(MSD)	S	03/17/22 10:08	1		103	97	104	95		
2G163946.D	AD29422-002	S	03/17/22 10:23	1		119	107	117	112		

Flags: SD=Surrogate diluted out
*=Surrogate out

Method: EPA 8082A

Soil Laboratory Limits

Compound	Spike Amt	Limits
S1=TCMX-Surrogate	100	37-141
S2=TCMX-Surrogate	100	37-141
S3=DCB-Surrogate	100	34-146
S4=DCB-Surrogate	100	34-146

Form3
Recovery Data Laboratory Limits
QC Batch: SMB99104

	Data File	Sample ID:	Analysis Date
Spike or Dup:	2G163943.D	SMB99104(MS)	3/17/2022 9:38:00 AM
Non Spike(If applicable):			
Inst Blank(If applicable):			

Method: 8082 Matrix: Soil Units: mg/Kg QC Type: MBS

Analyte:	Col	Spike Conc	Sample Conc	Expected Conc	Recovery	Lower Limit	Upper Limit
Aroclor-1016 -Total	2	886.838	0	1000	89	30	163
Aroclor-1260 -Total	2	931.54	0	1000	93	25	166

* - Indicates outside of limits # - Indicates outside of standard limits but within method exceedance limits
Bold and underline - Indicates the compounds reported on form

Form3
Recovery Data Laboratory Limits
QC Batch: SMB99104

	Data File	Sample ID:	Analysis Date
Spike or Dup:	2G163944.D	AD29422-002(MS)	3/17/2022 9:53:00 AM
Non Spike(If applicable):	2G163946.D	AD29422-002	3/17/2022 10:23:00 AM
Inst Blank(If applicable):			

Method: 8082 Matrix: Soil Units: mg/Kg QC Type: MS

Analyte:	Col	Spike Conc	Sample Conc	Expected Conc	Recovery	Lower Limit	Upper Limit
Aroclor-1016 -Total	2	935.744	0	1000	94	30	163
Aroclor-1260 -Total	2	947.228	0	1000	95	25	166

	Data File	Sample ID:	Analysis Date
Spike or Dup:	2G163945.D	AD29422-002(MSD)	3/17/2022 10:08:00 AM
Non Spike(If applicable):	2G163946.D	AD29422-002	3/17/2022 10:23:00 AM
Inst Blank(If applicable):			

Method: 8082 Matrix: Soil Units: mg/Kg QC Type: MSD

Analyte:	Col	Spike Conc	Sample Conc	Expected Conc	Recovery	Lower Limit	Upper Limit
Aroclor-1016 -Total	2	982.196	0	1000	98	30	163
Aroclor-1260 -Total	2	998.77	0	1000	100	25	166

* - Indicates outside of limits # - Indicates outside of standard limits but within method exceedance limits
Bold and underline - Indicates the compounds reported on form

Form3
RPD Data Laboratory Limits
QC Batch: SMB99104

	Data File	Sample ID:	Analysis Date
Spike or Dup:	2G163945.D	AD29422-002(MSD)	3/17/2022 10:08:00 AM
Duplicate(If applicable):	2G163944.D	AD29422-002(MS)	3/17/2022 9:53:00 AM
Inst Blank(If applicable):			

Method: 8082 Matrix: Soil Units: mg/Kg QC Type: MSD

Analyte:	Column	Dup/MSD/MBSD Conc	Sample/MS/MBS Conc	RPD	Limit
Aroclor-1016 -Total	2	982.196	935.744	4.8	40
Aroclor-1260 -Total	2	998.77	947.228	5.3	37

* - Indicates outside of limits NA - Both concentrations=0... no result can be calculated

Bold and underline - Indicates the compounds reported on form1

FORM 4
Blank Summary

Blank Number: SMB99104
Blank Data File: 2G163942.D
Matrix: Soil

Blank Analysis Date: 03/17/22 09:23
Blank Extraction Date: 03/16/22
(If Applicable)
Method: EPA 8082A

Sample Number	Data File	Analysis Date
AD29415-001	2G163957.D	03/17/22 13:09
AD29415-006	2G163958.D	03/17/22 13:25
AD29422-002	2G163946.D	03/17/22 10:23
AD29422-002(MSD	2G163945.D	03/17/22 10:08
AD29422-002(MS)	2G163944.D	03/17/22 09:53
SMB99104(MS)	2G163943.D	03/17/22 09:38

Form 5

Method: EPA 8082A

Instrument: GC_2 Column: DB-17/1701P 30M 0.32mm ID 0.25um film

Data File	Sample#	Analysis Date/Time	Matrix	Reference File	Column 1 RT	Column 1 % Drift	Column 2 RT	Column 2 % Drift
2G163871.D	CAL 1660@50PPB	03/16/22 12:43	Soil	2G16387	9.9691	0	10.6510	0
2G163872.D	CAL 1660@200PPB	03/16/22 12:58	Soil	2G16387	9.9703	0.012	10.6535	0.0235
2G163873.D	CAL 1660@500PPB	03/16/22 13:14	Soil	2G16387	9.9698	0.007	10.6521	0.0103
2G163874.D	CAL 1660@1000PPB	03/16/22 13:29	Soil	2G16387	9.9689	0.002	10.6522	0.0113
2G163875.D	CAL 1660@2000PPB	03/16/22 13:44	Soil	2G16387	9.9684	0.007	10.6507	0.0028
2G163876.D	CAL 1660@4000PPB	03/16/22 13:59	Soil	2G16387	9.9700	0.009	10.6521	0.0103
2G163877.D	CAL 3268@500PPB	03/16/22 14:28	Soil	2G16387	9.9781	0.0902	10.6572	0.0582
2G163878.D	CAL 1242@500PPB	03/16/22 14:43	Soil	2G16387	9.9711	0.0201	10.6524	0.0131
2G163879.D	CAL 1248@500PPB	03/16/22 14:58	Soil	2G16387	9.9689	0.002	10.6506	0.0038
2G163880.D	CAL 2154@500PPB	03/16/22 15:14	Soil	2G16387	9.9712	0.0211	10.6544	0.0319
2G163881.D	CAL 1262@500PPB	03/16/22 15:29	Soil	2G16387	9.9699	0.008	10.6518	0.0075
2G163882.D	ICV	03/16/22 15:44	Soil	2G16387	9.9697	0.006	10.6522	0.0113
2G163883.D	TEST	03/16/22 16:45	Soil	2G16387	9.9687	0.004	10.6519	0.0085
2G163884.D	PEST WS STD	03/16/22 17:00	Soil	2G16387	0.0000	200 *	0.0000	200 *
2G163885.D	AD29364-003(3X)	03/16/22 17:15	Soil	2G16387	9.9753	0.0622	10.6585	0.0704
2G163886.D	AD29333-007(3X)	03/16/22 17:30	Soil	2G16387	9.9681	0.01	10.6492	0.0169
2G163887.D	AD29246-008(3X)	03/16/22 17:45	Soil	2G16387	9.9677	0.014	10.6483	0.0254
2G163888.D	AD29321-001	03/16/22 18:00	Soil	2G16387	9.9713	0.0221	10.6526	0.015
2G163889.D	AD29240-001	03/16/22 18:15	Soil	2G16387	9.9698	0.007	10.6524	0.0131
2G163890.D	AD29324-002	03/16/22 18:31	Soil	2G16387	9.9681	0.01	10.6513	0.0028
2G163891.D	AD29330-001	03/16/22 18:46	Soil	2G16387	9.9666	0.0251	10.6506	0.0038
2G163892.D	AD29334-001	03/16/22 19:01	Soil	2G16387	9.9674	0.0171	10.6513	0.0028
2G163893.D	AD29336-001	03/16/22 19:16	Soil	2G16387	9.9695	0.004	10.6518	0.0075
2G163894.D	AD29347-004	03/16/22 19:31	Soil	2G16387	9.9683	0.008	10.6501	0.0085
2G163895.D	AD29347-008	03/16/22 19:46	Soil	2G16387	9.9683	0.008	10.6515	0.0047
2G163896.D	AD29347-012	03/16/22 20:01	Soil	2G16387	9.9673	0.0181	10.6511	0.0009
2G163897.D	AD29353-001	03/16/22 20:17	Soil	2G16387	9.9752	0.0612	10.6577	0.0629
2G163898.D	CAL 1660@1000PPB	03/16/22 20:32	Soil	2G16387	9.9718	0.0271	10.6533	0.0216
2G163899.D	200PPB	03/16/22 20:59	Soil	2G16389	9.9802	0.0842	10.6598	0.061
2G163900.D	AD29246-001(MS)	03/16/22 21:23	Soil	2G16389	9.9785	0.0672	10.6581	0.045
2G163901.D	AD29246-001(MSD)	03/16/22 21:38	Soil	2G16389	9.9733	0.015	10.6549	0.015
2G163902.D	AD29246-001	03/16/22 21:53	Soil	2G16389	9.9710	0.008	10.6542	0.0084
2G163903.D	AD29246-004	03/16/22 22:08	Soil	2G16389	9.9709	0.009	10.6541	0.0075
2G163904.D	AD29246-010	03/16/22 22:23	Soil	2G16389	9.9722	0.004	10.6546	0.0122
2G163905.D	AD29246-002	03/16/22 22:38	Soil	2G16389	9.9723	0.005	10.6548	0.0141
2G163906.D	AD29246-006	03/16/22 22:53	Soil	2G16389	9.9732	0.014	10.6560	0.0253
2G163907.D	AD29246-012	03/16/22 23:08	Soil	2G16389	9.9740	0.0221	10.6573	0.0375
2G163908.D	AD29246-014	03/16/22 23:23	Soil	2G16389	9.9736	0.0181	10.6551	0.0169
2G163909.D	AD29333-008	03/16/22 23:38	Soil	2G16389	9.9745	0.0271	10.6572	0.0366
2G163910.D	AD29333-009	03/16/22 23:54	Soil	2G16389	9.9756	0.0381	10.6582	0.046
2G163911.D	AD29333-001	03/17/22 00:09	Soil	2G16389	9.9747	0.0291	10.6577	0.0413
2G163912.D	AD29333-003	03/17/22 00:24	Soil	2G16389	9.9737	0.019	10.6557	0.0225
2G163913.D	AD29333-005	03/17/22 00:39	Soil	2G16389	9.9739	0.0211	10.6527	0.0056
2G163914.D	AD29333-006	03/17/22 00:55	Soil	2G16389	9.9758	0.0401	10.6565	0.03
2G163915.D	AD29333-004	03/17/22 01:11	Soil	2G16389	9.9760	0.0421	10.6570	0.0347
2G163916.D	AD29333-002	03/17/22 01:26	Soil	2G16389	9.9754	0.0361	10.6574	0.0385
2G163917.D	AD29324-002(MSD)	03/17/22 01:41	Soil	2G16389	9.9749	0.0311	10.6569	0.0338
2G163918.D	AD29324-002(MS)	03/17/22 01:56	Soil	2G16389	9.9750	0.0321	10.6558	0.0235
2G163919.D	CAL 1660@1000PPB	03/17/22 02:12	Soil	2G16389	9.9766	0.0481	10.6581	0.045
2G163920.D	200PPB	03/17/22 02:28	Soil	2G16391	9.9752	0.014	10.6556	0.0235
2G163921.D	AD29284-008	03/17/22 02:44	Soil	2G16391	9.9767	0.001	10.6578	0.0028
2G163922.D	AD29284-006	03/17/22 03:01	Soil	2G16391	9.9759	0.007	10.6565	0.015
2G163923.D	AD29284-010	03/17/22 03:16	Soil	2G16391	9.9751	0.015	10.6569	0.0113
2G163924.D	AD29284-007	03/17/22 03:31	Soil	2G16391	9.9743	0.023	10.6564	0.016
2G163925.D	AD29284-002	03/17/22 03:46	Soil	2G16391	9.9752	0.014	10.6570	0.0103
2G163926.D	AD29284-004	03/17/22 04:01	Soil	2G16391	9.9756	0.01	10.6575	0.0056
2G163927.D	AD29336-001(MS)	03/17/22 04:18	Soil	2G16391	9.9794	0.0281	10.6610	0.0272
2G163928.D	AD29336-001(MSD)	03/17/22 04:33	Soil	2G16391	9.9764	0.002	10.6587	0.0056
2G163929.D	AD29407-002	03/17/22 04:48	OIL/OTHER	2G16391	9.9802	0.0361	10.6618	0.0347
2G163930.D	AD29407-001	03/17/22 05:03	OIL/OTHER	2G16391	9.9846	0.0802	10.6653	0.0675
2G163931.D	AD29370-001	03/17/22 05:18	OIL/OTHER	2G16391	9.9774	0.008	10.6596	0.0141
2G163932.D	29370-001(R)	03/17/22 05:33	OIL/OTHER	2G16391	9.9761	0.005	10.6598	0.0159
2G163933.D	AD29425-001	03/17/22 05:50	OIL/OTHER	2G16391	9.9884	0.1182	10.6706	0.1172
2G163934.D	AD29425-002	03/17/22 06:05	OIL/OTHER	2G16391	9.9845	0.0792	10.6676	0.0891
2G163935.D	AD29425-003	03/17/22 06:20	OIL/OTHER	2G16391	9.9852	0.0862	10.6677	0.09

Drift Compound: DCB-Surrogate Drift Limit(s): 0.5 (Pest/Pcb) 1.5(Herb/Tph) * - Values outside of limits for this column/run

Form 5

Method: EPA 8082A

Instrument: GC_2

Column: DB-17/1701P 30M 0.32mm ID 0.25um film

Data File	Sample#	Analysis Date/Time	Matrix	Reference File	Column 1 RT	Column 1 % Drift	Column 2 RT	Column 2 % Drift
2G163936.D	AD29364-002(MS)	03/17/22 06:35	OIL/OTHER	2G16391	9.9776	0.01	10.6588	0.0066
2G163937.D	AD29364-002(MSD)	03/17/22 06:50	OIL/OTHER	2G16391	9.9779	0.013	10.6608	0.0253
2G163938.D	CAL 1660@1000PPB	03/17/22 07:06	Soil	2G16391	9.9772	0.006	10.6588	0.0066
2G163939.D	500PPB	03/17/22 07:21	Soil	2G16393	9.9764	0.008	10.6582	0.0056

Drift Compound: DCB-Surrogate Drift Limit(s): 0.5 (Pest/Pcb) 1.5(Herb/Tph) * - Values outside of limits for this column/run

Form 5

Method: EPA 8082A

Instrument: GC_2

Column: DB-17/1701P 30M 0.32mm ID 0.25um film

Data File	Sample#	Analysis Date/Time	Matrix	Reference File	Column 1 RT	Column 1 % Drift	Column 2 RT	Column 2 % Drift
2G163940.D	CAL 1660@1000PPB	03/17/22 08:19	Soil	2G16394	9.9877	0	10.6648	0
2G163941.D	1000PPB	03/17/22 09:03	Soil	2G16394	9.9781	0.0962	10.6565	0.0779
2G163942.D	SMB99104	03/17/22 09:23	Soil	2G16394	9.9741	0.1363	10.6546	0.0957
2G163943.D	SMB99104(MS)	03/17/22 09:38	Soil	2G16394	9.9678	0.1994	10.6508	0.1314
2G163944.D	AD29422-002(MS)	03/17/22 09:53	Soil	2G16394	9.9668	0.2095	10.6497	0.1417
2G163945.D	AD29422-002(MSD)	03/17/22 10:08	Soil	2G16394	9.9661	0.2165	10.6496	0.1426
2G163946.D	AD29422-002	03/17/22 10:23	Soil	2G16394	9.9688	0.1894	10.6522	0.1182
2G163947.D	AD29422-004	03/17/22 10:38	Soil	2G16394	9.9681	0.1964	10.6522	0.1182
2G163948.D	AD29422-006	03/17/22 10:53	Soil	2G16394	9.9672	0.2055	10.6507	0.1323
2G163949.D	AD29420-001	03/17/22 11:08	Soil	2G16394	9.9664	0.2135	10.6496	0.1426
2G163950.D	AD29420-004	03/17/22 11:23	Soil	2G16394	9.9687	0.1904	10.6527	0.1135
2G163951.D	AD29420-007	03/17/22 11:39	Soil	2G16394	9.9683	0.1944	10.6516	0.1238
2G163952.D	AD29420-010	03/17/22 11:54	Soil	2G16394	9.9677	0.2005	10.6508	0.1314
2G163953.D	AD29420-013	03/17/22 12:09	Soil	2G16394	9.9671	0.2065	10.6506	0.1332
2G163954.D	AD29420-016	03/17/22 12:24	Soil	2G16394	9.9680	0.1974	10.6519	0.121
2G163955.D	AD29420-019	03/17/22 12:39	Soil	2G16394	9.9671	0.2065	10.6503	0.1361
2G163956.D	AD29452-003	03/17/22 12:54	Soil	2G16394	9.9668	0.2095	10.6492	0.1464
2G163957.D	AD29415-001	03/17/22 13:09	Soil	2G16394	9.9667	0.2105	10.6499	0.1398
2G163958.D	AD29415-006	03/17/22 13:25	Soil	2G16394	9.9702	0.1754	10.6542	0.0994
2G163959.D	AD29463-001	03/17/22 13:40	Soil	2G16394	9.9663	0.2145	10.6498	0.1407
2G163960.D	AD29463-002	03/17/22 13:55	Soil	2G16394	9.9670	0.2075	10.6501	0.1379
2G163961.D	AD29407-002(2X)	03/17/22 14:10	OIL/OTHER	2G16394	9.9759	0.1182	10.6582	0.0619
2G163962.D	CAL 1660@1000PPB	03/17/22 14:43	Soil	2G16394	9.9670	0.2075	10.6510	0.1295
2G163963.D	1000PPB	03/17/22 15:05	Soil	2G16396	9.9741	0.0712	10.6546	0.0338
2G163964.D	AD29407-001	03/17/22 15:56	OIL/OTHER	2G16396	10.0118	0.4485	10.6853	0.3215
2G163965.D	AD29455-004	03/17/22 16:25	Soil	2G16396	9.9787	0.1173	10.6586	0.0713
2G163966.D	AD29455-005	03/17/22 16:40	Soil	2G16396	9.9703	0.0331	10.6524	0.0131
2G163967.D	AD29458-003	03/17/22 16:55	Soil	2G16396	9.9669	0.001	10.6308	0.1898
2G163968.D	AD29458-002	03/17/22 17:10	Soil	2G16396	9.9689	0.0191	10.6525	0.0141
2G163969.D	AD29455-003	03/17/22 17:25	Soil	2G16396	9.9697	0.0271	10.6526	0.015
2G163970.D	AD29455-002	03/17/22 17:40	Soil	2G16396	9.9685	0.015	10.6527	0.016
2G163971.D	AD29455-001	03/17/22 17:55	Soil	2G16396	9.9685	0.015	10.6516	0.0056
2G163972.D	AD29488-001	03/17/22 18:10	Soil	2G16396	9.9701	0.0311	10.6540	0.0282
2G163973.D	AD29458-005	03/17/22 18:26	Soil	2G16396	9.9694	0.0241	10.6507	0.0028
2G163974.D	AD29458-001	03/17/22 18:41	Soil	2G16396	9.9695	0.0251	10.6527	0.016
2G163975.D	AD29458-004	03/17/22 18:56	Soil	2G16396	9.9682	0.012	10.6439	0.0667
2G163977.D	AD29455-001(MS)	03/17/22 19:11	Soil	2G16396	9.9692	0.0221	10.6530	0.0188
2G163978.D	AD29455-001(MSD)	03/17/22 19:26	Soil	2G16396	9.9698	0.0281	10.6532	0.0207
2G163979.D	SMB99112	03/17/22 19:41	Soil	2G16396	9.9692	0.0221	10.6532	0.0207
2G163980.D	SMB99112(MS)	03/17/22 19:56	Soil	2G16396	9.9678	0.008	10.6518	0.0075
2G163981.D	1000PPB	03/17/22 20:11	Soil	2G16396	9.9701	0.0311	10.6530	0.0188
2G163982.D	CAL 1660@2000PPB	03/17/22 20:26	Soil	2G16396	9.9690	0.0201	10.6528	0.0169

Drift Compound: DCB-Surrogate Drift Limit(s): 0.5 (Pest/Pcb) 1.5(Herb/Tph) * - Values outside of limits for this column/run

2031407 0235

Form 6

Initial Calibration

Method: EPA 8082A

Instrument: GC_2

Level #:	Data File:	Cal Identifier:	Analysis Date/Time	Level #:	Data File:	Cal Identifier:	Analysis Date/Time
1	2G163871.D	CAL 1660@50PPB	03/16/22 12:43	2	2G163872.D	CAL 1660@200PPB	03/16/22 12:58
3	2G163873.D	CAL 1660@500PPB	03/16/22 13:14	4	2G163874.D	CAL 1660@1000PPB	03/16/22 13:29
5	2G163875.D	CAL 1660@2000PPB	03/16/22 13:44	6	2G163876.D	CAL 1660@4000PPB	03/16/22 13:59
7	2G163877.D	CAL 3268@500PPB	03/16/22 14:28	8	2G163878.D	CAL 1242@500PPB	03/16/22 14:43
9	2G163879.D	CAL 1248@500PPB	03/16/22 14:58	10	2G163880.D	CAL 2154@500PPB	03/16/22 15:14
11	2G163881.D	CAL 1262@500PPB	03/16/22 15:29				

Compound	Col	Mr	Fit:	RF1	RF2	RF3	RF4	RF5	RF6	RF7	RF8	AvgRf	RT	Corr1	Corr2	%Rsd	Calibration Level Concentrations Lvl1	Lvl2	Lvl3	Lvl4	Lvl5	Lvl6	Lvl7	Lvl8
TCMX-Surrogate	1	0	Avg	5.5363	4.9713	4.4388	4.0743	3.6865	3.4015	----	----	4.35	3.72	0.997	1.00	18	5.00	20.00	50.00	100.0	200.0	400.0		
Aroclor-1016	1	1	LinF	0.0995	0.1083	0.0918	0.0830	0.0740	0.0642	----	----	0.0868	4.23	0.993	1.00	19	50.00	200.0	500.0	1000.	2000.	4000.		
Aroclor-1016	1	2	Avg	0.2175	0.1929	0.1788	0.1579	0.1350	----	----	----	0.176	4.60	0.991	1.00	18	50.00	200.0	500.0	1000.	2000.			
Aroclor-1016	1	3	Avg	0.4601	0.4075	0.3526	0.3181	0.2803	----	----	----	0.364	5.06	0.995	1.00	20	50.00	200.0	500.0	1000.	2000.			
Aroclor-1016	1	4	Avg	0.2110	0.1909	0.1726	0.1595	0.1424	0.1274	----	----	0.167	5.20	0.995	1.00	18	50.00	200.0	500.0	1000.	2000.	4000.		
Aroclor-1016	1	5	Avg	0.3079	0.2708	0.2385	0.2175	0.1948	0.1762	----	----	0.234	5.43	0.996	1.00	21	50.00	200.0	500.0	1000.	2000.	4000.		
Aroclor-1260	1	1	Avg	0.2049	0.2042	0.1745	0.1559	0.1375	0.1230	----	----	0.167	6.94	0.995	0.999	20	50.00	200.0	500.0	1000.	2000.	4000.		
Aroclor-1260	1	2	LinF	0.2386	0.2279	0.1984	0.1760	0.1538	0.1400	----	----	0.189	7.19	0.996	0.999	21	50.00	200.0	500.0	1000.	2000.	4000.		
Aroclor-1260	1	3	Avg	0.1211	0.1166	0.1095	0.1055	0.0956	0.0881	----	----	0.106	7.39	0.997	1.00	12	50.00	200.0	500.0	1000.	2000.	4000.		
Aroclor-1260	1	4	Avg	0.1422	0.1435	0.1150	0.1084	0.0988	0.0908	----	----	0.116	7.98	0.997	1.00	19	50.00	200.0	500.0	1000.	2000.	4000.		
Aroclor-1260	1	5	Avg	0.1685	0.1736	0.1604	0.1507	0.1448	0.1363	----	----	0.156	8.70	0.999	1.00	9.2	50.00	200.0	500.0	1000.	2000.	4000.		
Aroclor-1221	1	1	Avg	----	----	----	----	----	----	----	----	0.0582	4.03	-1	-1	Lvl=10	500.0							
Aroclor-1221	1	2	Avg	----	----	----	----	----	----	----	----	0.0343	4.17	-1	-1	Lvl=10	500.0							
Aroclor-1221	1	3	Avg	----	----	----	----	----	----	----	----	0.138	4.23	-1	-1	Lvl=10	500.0							
Aroclor-1232	1	1	Avg	----	----	----	----	----	----	----	----	0.103	4.24	-1	-1	Lvl=7	500.0							
Aroclor-1232	1	2	Avg	----	----	----	----	----	----	----	----	0.0960	4.60	-1	-1	Lvl=7	500.0							
Aroclor-1232	1	3	Avg	----	----	----	----	----	----	----	----	0.177	5.07	-1	-1	Lvl=7	500.0							
Aroclor-1232	1	4	Avg	----	----	----	----	----	----	----	----	0.0847	5.21	-1	-1	Lvl=7	500.0							
Aroclor-1232	1	5	Avg	----	----	----	----	----	----	----	----	0.0866	5.67	-1	-1	Lvl=7	500.0							
Aroclor-1242	1	1	Avg	----	----	----	----	----	----	----	----	0.0914	4.23	-1	-1	Lvl=8	500.0							
Aroclor-1242	1	2	Avg	----	----	----	----	----	----	----	----	0.152	4.60	-1	-1	Lvl=8	500.0							
Aroclor-1242	1	3	Avg	----	----	----	----	----	----	----	----	0.303	5.06	-1	-1	Lvl=8	500.0							
Aroclor-1242	1	4	Avg	----	----	----	----	----	----	----	----	0.198	5.43	-1	-1	Lvl=8	500.0							
Aroclor-1242	1	5	Avg	----	----	----	----	----	----	----	----	0.131	5.66	-1	-1	Lvl=8	500.0							
Aroclor-1248	1	1	Avg	----	----	----	----	----	----	----	----	0.0790	4.60	-1	-1	Lvl=9	500.0							
Aroclor-1248	1	2	Avg	----	----	----	----	----	----	----	----	0.206	5.06	-1	-1	Lvl=9	500.0							
Aroclor-1248	1	3	Avg	----	----	----	----	----	----	----	----	0.320	5.41	-1	-1	Lvl=9	500.0							
Aroclor-1248	1	4	Avg	----	----	----	----	----	----	----	----	0.210	5.66	-1	-1	Lvl=9	500.0							
Aroclor-1248	1	5	Avg	----	----	----	----	----	----	----	----	0.193	6.37	-1	-1	Lvl=9	500.0							
Aroclor-1254	1	1	Avg	----	----	----	----	----	----	----	----	0.0804	6.57	-1	-1	Lvl=10	500.0							
Aroclor-1254	1	2	Avg	----	----	----	----	----	----	----	----	0.240	6.78	-1	-1	Lvl=10	500.0							
Aroclor-1254	1	3	Avg	----	----	----	----	----	----	----	----	0.133	6.94	-1	-1	Lvl=10	500.0							
Aroclor-1254	1	4	Avg	----	----	----	----	----	----	----	----	0.194	7.06	-1	-1	Lvl=10	500.0							
Aroclor-1254	1	5	Avg	----	----	----	----	----	----	----	----	0.0927	7.44	-1	-1	Lvl=10	500.0							
Aroclor-1262	1	1	Avg	----	----	----	----	----	----	----	----	0.207	7.62	-1	-1	Lvl=11	500.0							
Aroclor-1262	1	2	Avg	----	----	----	----	----	----	----	----	0.102	8.63	-1	-1	Lvl=11	500.0							

Avg Rsd Col 1: 17.58 Avg Rsd Col 2: 11.77

Flags

c - failed the initial calibration criteria(if applicable)

Note:

Col = Column Number
Mr = MultiPeak Analyte 0=single peak analyte..>0=multi peak analyte (i.e. pcb/chlordane etc..)
Fit = Indicates whehter Avg RF, Linear, or Quadratic Curve was used for compound.
Corr 1 = Correlation Coefficient for linear Eq.
Corr 2 = Correlation Coefficient for quad Eq.

All Response Factors = Response Factors / 10000
Initial Calibration Criteria: either %RSD <=20 or Corr >= .995
Columns: Signal #1 db-1701 : Signal #2 db-608

^Lvl: These compounds use a single pt calibration as specified by the method. The file used to update this calibration point is listed in the header under level #

Form 6

Initial Calibration

Method: EPA 8082A

Instrument: GC_2

Level #:	Data File:	Cal Identifier:	Analysis Date/Time	Level #:	Data File:	Cal Identifier:	Analysis Date/Time
1	2G163871.D	CAL 1660@50PPB	03/16/22 12:43	2	2G163872.D	CAL 1660@200PPB	03/16/22 12:58
3	2G163873.D	CAL 1660@500PPB	03/16/22 13:14	4	2G163874.D	CAL 1660@1000PPB	03/16/22 13:29
5	2G163875.D	CAL 1660@2000PPB	03/16/22 13:44	6	2G163876.D	CAL 1660@4000PPB	03/16/22 13:59
7	2G163877.D	CAL 3268@500PPB	03/16/22 14:28	8	2G163878.D	CAL 1242@500PPB	03/16/22 14:43
9	2G163879.D	CAL 1248@500PPB	03/16/22 14:58	10	2G163880.D	CAL 2154@500PPB	03/16/22 15:14
11	2G163881.D	CAL 1262@500PPB	03/16/22 15:29				

Compound	Col	Mr	Fit:	RF1	RF2	RF3	RF4	RF5	RF6	RF7	RF8	AvgRf	RT	Corr1	Corr2	%Rsd	Calibration Level Concentrations Lvl1	Lvl2	Lvl3	Lvl4	Lvl5	Lvl6	Lvl7	Lvl8
Aroclor-1262	1	3	Avg	----	----	----	----	----	----	----	----	0.206	8.70	-1	-1	Lvl=11	500.0							
Aroclor-1262	1	4	Avg	----	----	----	----	----	----	----	----	0.106	9.41	-1	-1	Lvl=11	500.0							
Aroclor-1262	1	5	Avg	----	----	----	----	----	----	----	----	0.0371	9.76	-1	-1	Lvl=11	500.0							
Aroclor-1268	1	1	Avg	----	----	----	----	----	----	----	----	0.0316	7.98	-1	-1	Lvl=7	500.0							
Aroclor-1268	1	2	Avg	----	----	----	----	----	----	----	----	0.0350	8.30	-1	-1	Lvl=7	500.0							
Aroclor-1268	1	3	Avg	----	----	----	----	----	----	----	----	0.227	8.88	-1	-1	Lvl=7	500.0							
Aroclor-1268	1	4	Avg	----	----	----	----	----	----	----	----	0.0661	8.98	-1	-1	Lvl=7	500.0							
Aroclor-1268	1	5	Avg	----	----	----	----	----	----	----	----	0.651	9.77	-1	-1	Lvl=7	500.0							
DCB-Surrogate	1	0	Avg	2.5594	2.3848	2.1627	1.9955	1.8344	1.7092	----	----	2.11	9.97	0.998	1.00	15	5.00	20.00	50.00	100.0	200.0	400.0		
TCMX-Surrogate	2	0	Avg	0.7357	0.7411	0.7369	0.7481	0.7507	0.7355	----	----	0.741	3.79	1.00	1.00	0.89	5.00	20.00	50.00	100.0	200.0	400.0		
Aroclor-1016	2	1	Avg	0.0195	0.0216	0.0194	0.0184	0.0170	0.0158	----	----	0.0187	4.39	0.998	1.00	11	50.00	200.0	500.0	1000.	2000.	4000.		
Aroclor-1016	2	2	Avg	0.0461	0.0440	0.0396	0.0363	0.0328	0.0295	----	----	0.0381	4.81	0.996	1.00	17	50.00	200.0	500.0	1000.	2000.	4000.		
Aroclor-1016	2	3	Avg	0.0744	0.0775	0.0726	0.0691	0.0646	0.0603	----	----	0.0698	5.20	0.998	1.00	9.2	50.00	200.0	500.0	1000.	2000.	4000.		
Aroclor-1016	2	4	Avg	0.0371	0.0346	0.0314	0.0293	0.0267	0.0246	----	----	0.0307	5.52	0.997	1.00	15	50.00	200.0	500.0	1000.	2000.	4000.		
Aroclor-1016	2	5	Avg	0.0255	0.0242	0.0220	0.0208	0.0190	0.0175	----	----	0.0215	5.89	0.997	1.00	14	50.00	200.0	500.0	1000.	2000.	4000.		
Aroclor-1260	2	1	Avg	0.0562	0.0511	0.0453	0.0415	0.0379	0.0350	----	----	0.0446	7.21	0.998	1.00	18	50.00	200.0	500.0	1000.	2000.	4000.		
Aroclor-1260	2	2	Avg	0.0580	0.0539	0.0487	0.0453	0.0422	0.0395	----	----	0.0480	7.29	0.999	1.00	15	50.00	200.0	500.0	1000.	2000.	4000.		
Aroclor-1260	2	3	LinF	0.0319	0.0253	0.0211	0.0199	0.0193	0.0193	----	----	0.0228	7.92	1.00	1.00	22	50.00	200.0	500.0	1000.	2000.	4000.		
Aroclor-1260	2	4	Avg	0.0377	0.0374	0.0351	0.0350	0.0337	0.0332	----	----	0.0354	8.29	1.00	1.00	5.3	50.00	200.0	500.0	1000.	2000.	4000.		
Aroclor-1260	2	5	Avg	0.0315	0.0319	0.0294	0.0300	0.0296	0.0301	----	----	0.0305	8.99	1.00	1.00	3.4	50.00	200.0	500.0	1000.	2000.	4000.		
Aroclor-1221	2	1	Avg	----	----	----	----	----	----	----	----	0.0113	4.17	-1	-1	Lvl=10	500.0							
Aroclor-1221	2	2	Avg	----	----	----	----	----	----	----	----	0.00670	4.32	-1	-1	Lvl=10	500.0							
Aroclor-1221	2	3	Avg	----	----	----	----	----	----	----	----	0.0232	4.39	-1	-1	Lvl=10	500.0							
Aroclor-1232	2	1	Avg	----	----	----	----	----	----	----	----	0.0201	4.39	-1	-1	Lvl=7	500.0							
Aroclor-1232	2	2	Avg	----	----	----	----	----	----	----	----	0.0188	4.81	-1	-1	Lvl=7	500.0							
Aroclor-1232	2	3	Avg	----	----	----	----	----	----	----	----	0.0312	5.20	-1	-1	Lvl=7	500.0							
Aroclor-1232	2	4	Avg	----	----	----	----	----	----	----	----	0.0148	5.53	-1	-1	Lvl=7	500.0							
Aroclor-1232	2	5	Avg	----	----	----	----	----	----	----	----	0.00970	6.04	-1	-1	Lvl=7	500.0							
Aroclor-1242	2	1	Avg	----	----	----	----	----	----	----	----	0.0186	4.39	-1	-1	Lvl=8	500.0							
Aroclor-1242	2	2	Avg	----	----	----	----	----	----	----	----	0.0323	4.81	-1	-1	Lvl=8	500.0							
Aroclor-1242	2	3	Avg	----	----	----	----	----	----	----	----	0.0585	5.20	-1	-1	Lvl=8	500.0							
Aroclor-1242	2	4	Avg	----	----	----	----	----	----	----	----	0.0250	5.52	-1	-1	Lvl=8	500.0							
Aroclor-1242	2	5	Avg	----	----	----	----	----	----	----	----	0.0193	5.89	-1	-1	Lvl=8	500.0							
Aroclor-1248	2	1	Avg	----	----	----	----	----	----	----	----	0.0154	4.81	-1	-1	Lvl=9	500.0							
Aroclor-1248	2	2	Avg	----	----	----	----	----	----	----	----	0.0376	5.19	-1	-1	Lvl=9	500.0							
Aroclor-1248	2	3	Avg	----	----	----	----	----	----	----	----	0.0303	5.52	-1	-1	Lvl=9	500.0							

Avg Rsd Col 1: 17.58 Avg Rsd Col 2: 11.77

Flags

c - failed the initial calibration criteria(if applicable)

Note:

Col = Column Number
Mr = MultiPeak Analyte 0=single peak analyte, >0=multi peak analyte (i.e. pcb/chlordane etc..)
Fit = Indicates whehter Avg RF, Linear, or Quadratic Curve was used for compound.
Corr 1 = Correlation Coefficient for linear Eq.
Corr 2 = Correlation Coefficient for quad Eq.

All Response Factors = Response Factors / 10000
Initial Calibration Criteria: either %RSD <=20 or Corr >= .995
Columns: Signal #1 db-1701 : Signal #2 db-608

^Lvl: These compounds use a single pt calibration as specified by the method. The file used to update this calibration point is listed in the header under level #

2031407 0236

Method: EPA 8082A

Initial Calibration

Level #:	Data File:	Cal Identifier:	Analysis Date/Time	Level #:	Data File:	Cal Identifier:	Analysis Date/Time
1	2G163871.D	CAL 1660@50PPB	03/16/22 12:43	2	2G163872.D	CAL 1660@200PPB	03/16/22 12:58
3	2G163873.D	CAL 1660@500PPB	03/16/22 13:14	4	2G163874.D	CAL 1660@1000PPB	03/16/22 13:29
5	2G163875.D	CAL 1660@2000PPB	03/16/22 13:44	6	2G163876.D	CAL 1660@4000PPB	03/16/22 13:59
7	2G163877.D	CAL 3268@500PPB	03/16/22 14:28	8	2G163878.D	CAL 1242@500PPB	03/16/22 14:43
9	2G163879.D	CAL 1248@500PPB	03/16/22 14:58	10	2G163880.D	CAL 2154@500PPB	03/16/22 15:14
11	2G163881.D	CAL 1262@500PPB	03/16/22 15:29				

Compound	Col	Mr	Fit:	RF1	RF2	RF3	RF4	RF5	RF6	RF7	RF8	AvgRf	RT	Corr1	Corr2	%Rsd	Calibration Level Concentrations Lvl1	Lvl2	Lvl3	Lvl4	Lvl5	Lvl6	Lvl7	Lvl8
Aroclor-1248	2	4	Avg	----	----	----	----	----	----	----	----	0.0280	6.03	-1	-1	Lvl=9	500.0							
Aroclor-1248	2	5	Avg	----	----	----	----	----	----	----	----	0.0333	6.17	-1	-1	Lvl=9	500.0							
Aroclor-1254	2	1	Avg	----	----	----	----	----	----	----	----	0.0471	6.39	-1	-1	Lvl=10	500.0							
Aroclor-1254	2	2	Avg	----	----	----	----	----	----	----	----	0.0143	6.74	-1	-1	Lvl=10	500.0							
Aroclor-1254	2	3	Avg	----	----	----	----	----	----	----	----	0.0346	7.14	-1	-1	Lvl=10	500.0							
Aroclor-1254	2	4	Avg	----	----	----	----	----	----	----	----	0.0157	7.66	-1	-1	Lvl=10	500.0							
Aroclor-1254	2	5	Avg	----	----	----	----	----	----	----	----	0.0151	8.35	-1	-1	Lvl=10	500.0							
Aroclor-1262	2	1	Avg	----	----	----	----	----	----	----	----	0.0413	7.71	-1	-1	Lvl=11	500.0							
Aroclor-1262	2	2	Avg	----	----	----	----	----	----	----	----	0.0298	8.88	-1	-1	Lvl=11	500.0							
Aroclor-1262	2	3	Avg	----	----	----	----	----	----	----	----	0.0366	8.99	-1	-1	Lvl=11	500.0							
Aroclor-1262	2	4	Avg	----	----	----	----	----	----	----	----	0.0368	9.57	-1	-1	Lvl=11	500.0							
Aroclor-1262	2	5	Avg	----	----	----	----	----	----	----	----	0.00919	10.11	-1	-1	Lvl=11	500.0							
Aroclor-1268	2	1	Avg	----	----	----	----	----	----	----	----	0.00651	8.39	-1	-1	Lvl=7	500.0							
Aroclor-1268	2	2	Avg	----	----	----	----	----	----	----	----	0.0112	8.43	-1	-1	Lvl=7	500.0							
Aroclor-1268	2	3	Avg	----	----	----	----	----	----	----	----	0.0180	9.48	-1	-1	Lvl=7	500.0							
Aroclor-1268	2	4	Avg	----	----	----	----	----	----	----	----	0.0297	9.58	-1	-1	Lvl=7	500.0							
Aroclor-1268	2	5	Avg	----	----	----	----	----	----	----	----	0.206	10.12	-1	-1	Lvl=7	500.0							
DCB-Surrogate	2	0	Avg	0.7968	0.7693	0.6938	0.6674	0.6362	0.6124	----	----	0.696	10.65	0.999	1.00	11	5.00	20.00	50.00	100.0	200.0	400.0		

Avg Rsd Col 1: 17.58 Avg Rsd Col 2: 11.77

Flags

c - failed the initial calibration criteria(if applicable)

Note:

Col = Column Number
Mr = MultiPeak Analyte 0=single peak analyte, >0=multi peak analyte (i.e. pcb/chlordane etc.)
Fit = Indicates whehter Avg RF, Linear, or Quadratic Curve was used for compound.
Corr 1 = Correlation Coefficient for linear Eq.
Corr 2 = Correlation Coefficient for quad Eq.

All Response Factors = Response Factors / 10000
Initial Calibration Criteria: either %RSD <=20 or Corr >= .995
Columns: Signal #1 db-1701 : Signal #2 db-608

^Lvl: These compounds use a single pt calibration as specified by the method. The file used to update this calibration point is listed in the header under level #

2031407 0237

Form7
Continuing Calibration

Method: EPA 8082A

Data File:				2G163940.D			2G163962.D											
Method:				8082			8082											
Calibration Name:				CAL 1660@1000PP			CAL 1660@1000PP											
Calibration Date/Time				03/17/22 08:19			03/17/22 14:43											
Compound	Limit	Col	Mr	Conc	Conc Exp	%Diff	Conc	Conc Exp	%Diff	Conc	Conc Exp	%Diff	Conc	Conc Exp	%Diff	Conc	Conc Exp	%Diff
TCMX-Surrogate	20	1	0	127.4	100	27.4*	102.7	100	2.7									
Aroclor-1016	20	1	1	1617	1000	61.7*	1340	1000	34.0*									
Aroclor-1016	20	1	2	1151	1000	15.1	893.1	1000	10.7									
Aroclor-1016	20	1	3	1122	1000	12.2	906.9	1000	9.3									
Aroclor-1016	20	1	4	1210	1000	21.0*	891.0	1000	10.9									
Aroclor-1016	20	1	5	1207	1000	20.7*	1011	1000	1.1									
Aroclor-1260	20	1	1	1132	1000	13.2	1138	1000	13.8									
Aroclor-1260	20	1	2	1458	1000	45.8*	1521	1000	52.1*									
Aroclor-1260	20	1	3	1177	1000	17.7	1260	1000	26.0*									
Aroclor-1260	20	1	4	1130	1000	13.0	1252	1000	25.2*									
Aroclor-1260	20	1	5	1028	1000	2.8	1322	1000	32.2*									
DCB-Surrogate	20	1	0	55.1	100	44.9*	119	100	19.0									
Average Difference	20	1	0			24.6*			19.7									
TCMX-Surrogate	20	2	0	102.6	100	2.6	97.03	100	3.0									
Aroclor-1016	20	2	1	1043	1000	4.3	958.1	1000	4.2									
Aroclor-1016	20	2	2	987.1	1000	1.3	919	1000	8.1									
Aroclor-1016	20	2	3	1031	1000	3.1	986.1	1000	1.4									
Aroclor-1016	20	2	4	988.2	1000	1.2	958.0	1000	4.2									
Aroclor-1016	20	2	5	1009	1000	0.9	982.1	1000	1.8									
Aroclor-1260	20	2	1	944.4	1000	5.6	987.1	1000	1.3									
Aroclor-1260	20	2	2	955.9	1000	4.4	1015	1000	1.5									
Aroclor-1260	20	2	3	970.5	1000	3.0	1127	1000	12.7									
Aroclor-1260	20	2	4	966.5	1000	3.4	1098	1000	9.8									
Aroclor-1260	20	2	5	833.2	1000	16.7	1101	1000	10.1									
DCB-Surrogate	20	2	0	45.77	100	54.2*	100.4	100	0.4									
Average Difference	20	2	0			8.4			4.9									

Flags/Notes: **** - Values outside of limits for this column/run***

Form7

RtWindow Summary

Method: EPA 8082A

Data File:			2G163871.D		2G163940.D									
Calibration Name:			CAL 1660@50PPB		CAL 1660@1000PPB									
Calibration Date/Time			3/16/2022 12:43:00 PM		3/17/2022 8:19:00 AM									
Compound	Col	Mr	Cal RT	Limit	Cal RT	Limit	Cal RT	Limit	Cal RT	Limit	Cal RT	Limit
TCMX-Surrogate	1	0	3.72	(3.66 - 3.78)	3.74	(3.68 - 3.80)						
Aroclor-1016	1	1	4.23	(4.19 - 4.27)	4.25	(4.21 - 4.29)						
Aroclor-1016	1	2	4.60	(4.56 - 4.64)	4.61	(4.57 - 4.65)						
Aroclor-1016	1	3	5.06	(5.02 - 5.10)	5.08	(5.04 - 5.12)						
Aroclor-1016	1	4	5.20	(5.16 - 5.24)	5.22	(5.18 - 5.26)						
Aroclor-1016	1	5	5.43	(5.39 - 5.47)	5.44	(5.40 - 5.48)						
Aroclor-1260	1	1	6.94	(6.90 - 6.98)	6.96	(6.92 - 7.00)						
Aroclor-1260	1	2	7.19	(7.15 - 7.23)	7.21	(7.17 - 7.25)						
Aroclor-1260	1	3	7.39	(7.35 - 7.43)	7.41	(7.37 - 7.45)						
Aroclor-1260	1	4	7.98	(7.94 - 8.02)	8.00	(7.96 - 8.04)						
Aroclor-1260	1	5	8.70	(8.66 - 8.74)	8.72	(8.68 - 8.76)						
Aroclor-1221	1	1	4.03	(3.99 - 4.07)								
Aroclor-1221	1	2	4.17	(4.13 - 4.21)								
Aroclor-1221	1	3	4.23	(4.19 - 4.27)								
Aroclor-1232	1	1	4.24	(4.20 - 4.28)								
Aroclor-1232	1	2	4.60	(4.56 - 4.64)								
Aroclor-1232	1	3	5.07	(5.03 - 5.11)								
Aroclor-1232	1	4	5.21	(5.17 - 5.25)								
Aroclor-1232	1	5	5.67	(5.63 - 5.71)								
Aroclor-1242	1	1	4.23	(4.19 - 4.27)								
Aroclor-1242	1	2	4.60	(4.56 - 4.64)								
Aroclor-1242	1	3	5.06	(5.02 - 5.10)								
Aroclor-1242	1	4	5.43	(5.39 - 5.47)								
Aroclor-1242	1	5	5.66	(5.62 - 5.70)								
Aroclor-1248	1	1	4.60	(4.56 - 4.64)								
Aroclor-1248	1	2	5.06	(5.02 - 5.10)								
Aroclor-1248	1	3	5.41	(5.37 - 5.45)								
Aroclor-1248	1	4	5.66	(5.62 - 5.70)								
Aroclor-1248	1	5	6.37	(6.33 - 6.41)								
Aroclor-1254	1	1	6.57	(6.53 - 6.61)								
Aroclor-1254	1	2	6.78	(6.74 - 6.82)								
Aroclor-1254	1	3	6.94	(6.90 - 6.98)								
Aroclor-1254	1	4	7.06	(7.02 - 7.10)								
Aroclor-1254	1	5	7.45	(7.41 - 7.49)								
Aroclor-1262	1	1	7.62	(7.58 - 7.66)								
Aroclor-1262	1	2	8.63	(8.59 - 8.67)								
Aroclor-1262	1	3	8.70	(8.66 - 8.74)								
Aroclor-1262	1	4	9.41	(9.37 - 9.45)								
Aroclor-1262	1	5	9.76	(9.72 - 9.80)								
Aroclor-1268	1	1	7.98	(7.94 - 8.02)								
Aroclor-1268	1	2	8.30	(8.26 - 8.34)								
Aroclor-1268	1	3	8.88	(8.84 - 8.92)								
Aroclor-1268	1	4	8.98	(8.94 - 9.02)								
Aroclor-1268	1	5	9.77	(9.73 - 9.81)								
DCB-Surrogate	1	0	9.97	(9.91 - 10.03)	9.99	(9.93 - 10.05)						
TCMX-Surrogate	2	0	3.79	(3.73 - 3.85)	3.81	(3.75 - 3.87)						
Aroclor-1016	2	1	4.39	(4.35 - 4.43)	4.40	(4.36 - 4.44)						
Aroclor-1016	2	2	4.81	(4.77 - 4.85)	4.82	(4.78 - 4.86)						
Aroclor-1016	2	3	5.19	(5.15 - 5.23)	5.21	(5.17 - 5.25)						
Aroclor-1016	2	4	5.52	(5.48 - 5.56)	5.53	(5.49 - 5.57)						
Aroclor-1016	2	5	5.89	(5.85 - 5.93)	5.91	(5.87 - 5.95)						
Aroclor-1260	2	1	7.21	(7.17 - 7.25)	7.22	(7.18 - 7.26)						
Aroclor-1260	2	2	7.29	(7.25 - 7.33)	7.31	(7.27 - 7.35)						
Aroclor-1260	2	3	7.92	(7.88 - 7.96)	7.94	(7.90 - 7.98)						
Aroclor-1260	2	4	8.29	(8.25 - 8.33)	8.30	(8.26 - 8.34)						
Aroclor-1260	2	5	8.99	(8.95 - 9.03)	9.00	(8.96 - 9.04)						
Aroclor-1221	2	1	4.17	(4.13 - 4.21)								
Aroclor-1221	2	2	4.32	(4.28 - 4.36)								
Aroclor-1221	2	3	4.39	(4.35 - 4.43)								
Aroclor-1232	2	1	4.39	(4.35 - 4.43)								
Aroclor-1232	2	2	4.81	(4.77 - 4.85)								
Aroclor-1232	2	3	5.20	(5.16 - 5.24)								
Aroclor-1232	2	4	5.53	(5.49 - 5.57)								
Aroclor-1232	2	5	6.04	(6.00 - 6.08)								
Aroclor-1242	2	1	4.39	(4.35 - 4.43)								
Aroclor-1242	2	2	4.81	(4.77 - 4.85)								
Aroclor-1242	2	3	5.20	(5.16 - 5.24)								
Aroclor-1242	2	4	5.52	(5.48 - 5.56)								
Aroclor-1242	2	5	5.89	(5.85 - 5.93)								
Aroclor-1248	2	1	4.81	(4.77 - 4.85)								
Aroclor-1248	2	2	5.19	(5.15 - 5.23)								
Aroclor-1248	2	3	5.52	(5.48 - 5.56)								
Aroclor-1248	2	4	6.03	(5.99 - 6.07)								
Aroclor-1248	2	5	6.17	(6.13 - 6.21)								
Aroclor-1254	2	1	6.39	(6.35 - 6.43)								
Aroclor-1254	2	2	6.74	(6.70 - 6.78)								
Aroclor-1254	2	3	7.14	(7.10 - 7.18)								
Aroclor-1254	2	4	7.66	(7.62 - 7.70)								
Aroclor-1254	2	5	8.35	(8.31 - 8.39)								
Aroclor-1262	2	1	7.71	(7.67 - 7.75)								
Aroclor-1262	2	2	8.88	(8.84 - 8.92)								
Aroclor-1262	2	3	8.99	(8.95 - 9.03)								
Aroclor-1262	2	4	9.57	(9.53 - 9.61)								
Aroclor-1262	2	5	10.11	(10.07 - 10.15)								
Aroclor-1268	2	1	8.39	(8.35 - 8.43)								
Aroclor-1268	2	2	8.43	(8.39 - 8.47)								
Aroclor-1268	2	3	9.48	(9.44 - 9.52)								
Aroclor-1268	2	4	9.58	(9.54 - 9.62)								
Aroclor-1268	2	5	10.12	(10.08 - 10.16)								
DCB-Surrogate	2	0	10.65	(10.59 - 10.71)	10.66	(10.60 - 10.72)						

Metal Data

Form1

Inorganic Analysis Data Sheet

Sample ID:	AD29415-001	% Solid:	85	Lab Name:	Hampton-Clarke	Nras No:	
Client Id:	SB-1	Units:	MG/KG	Lab Code:		Sdg No:	
Matrix:	SOIL	Date Rec:	3/14/2022	Contract:		Case No:	
Level:	LOW						

Cas No.	Analyte	RL	Conc	Dil Fact	Initial Wt/Vol	Final Wt/Vol	Analysis Date	Prep Batch	File:	Seq Num	M	Instr
7429-90-5	Aluminum	240	2700	1	0.5	50	03/16/22	97939	S28321A3	32	P	PEICP3A
7440-39-3	Barium	120	2900	10	0.5	50	03/16/22	97939	S28321A3	37	P	PEICP3A
7440-70-2	Calcium	12000	78000	10	0.5	50	03/16/22	97939	S28321A3	37	P	PEICP3A
7440-47-3	Chromium	5.9	11	1	0.5	50	03/16/22	97939	S28321A3	32	P	PEICP3A
7440-48-4	Cobalt	2.9	ND	1	0.5	50	03/16/22	97939	S28321B3	25	P	PEICP3A
7440-50-8	Copper	5.9	58	1	0.5	50	03/16/22	97939	S28321A3	32	P	PEICP3A
7439-89-6	Iron	240	16000	1	0.5	50	03/16/22	97939	S28321A3	32	P	PEICP3A
7439-92-1	Lead	59	2700	10	0.5	50	03/16/22	97939	S28321A3	37	P	PEICP3A
7439-95-4	Magnesium	590	2100	1	0.5	50	03/16/22	97939	S28321A3	32	P	PEICP3A
7439-96-5	Manganese	12	290	1	0.5	50	03/16/22	97939	S28321A3	32	P	PEICP3A
7439-97-6	Mercury	0.098	2.4	1	0.15	25	03/16/22	97939	H28321S	18	CV	HGCV4A
7440-02-0	Nickel	5.9	6.3	1	0.5	50	03/16/22	97939	S28321A3	32	P	PEICP3A
7440-66-6	Zinc	12	970	1	0.5	50	03/16/22	97939	S28321A3	32	P	PEICP3A

Comments: _____

Flag Codes:

U or ND - Indicates Compound was not found above the detection/reporting limit
P - ICP-AES
CV -ColdVapor
MS - ICP-MS

Form1

Inorganic Analysis Data Sheet

Sample ID:	AD29415-001	% Solid:	85	Lab Name:	Hampton-Clarke	Nras No:	
Client Id:	SB-1	Units:	MG/KG	Lab Code:		Sdg No:	
Matrix:	SOIL	Date Rec:	3/14/2022	Contract:		Case No:	
Level:	LOW						

Cas No.	Analyte	RL	Conc	Dil Fact	Initial Wt/Vol	Final Wt/Vol	Analysis Date	Prep Batch	File:	Seq Num	M	Instr
7440-36-0	Antimony	0.94	2.3	1	0.5	100	03/15/22	979401	522ANEW	32	MS	MS3_7700SWA
7440-38-2	Arsenic	0.24	9.7	1	0.5	100	03/15/22	979401	522ANEW	32	MS	MS3_7700SWA
7440-41-7	Beryllium	0.24	ND	1	0.5	100	03/15/22	979401	522ANEW	32	MS	MS3_7700SWA
7440-43-9	Cadmium	0.47	2.3	1	0.5	100	03/15/22	979401	522ANEW	32	MS	MS3_7700SWA
7440-09-7	Potassium	120	380	1	0.5	100	03/15/22	979401	522ANEW	32	MS	MS3_7700SWA
7782-49-2	Selenium	2.4	ND	1	0.5	100	03/15/22	979401	522ANEW	32	MS	MS3_7700SWA
7440-22-4	Silver	0.24	ND	1	0.5	100	03/15/22	979401	522ANEW	32	MS	MS3_7700SWA
7440-23-5	Sodium	120	290	1	0.5	100	03/15/22	979401	522ANEW	32	MS	MS3_7700SWA
7440-28-0	Thallium	0.47	ND	1	0.5	100	03/15/22	979401	522ANEW	32	MS	MS3_7700SWA
7440-62-2	Vanadium	0.24	20	1	0.5	100	03/15/22	979401	522ANEW	32	MS	MS3_7700SWA

Comments: _____

Flag Codes:

U or ND - Indicates Compound was not found above the detection/reporting limit
P - ICP-AES
CV -ColdVapor
MS - ICP-MS

Form1

Inorganic Analysis Data Sheet

Sample ID:	AD29415-002	% Solid:	93	Lab Name:	Hampton-Clarke	Nras No:	
Client Id:	SB-2	Units:	MG/KG	Lab Code:		Sdg No:	
Matrix:	SOIL	Date Rec:	3/14/2022	Contract:		Case No:	
Level:	LOW						

Cas No.	Analyte	RL	Conc	Dil Fact	Initial Wt/Vol	Final Wt/Vol	Analysis Date	Prep Batch	File:	Seq Num	M	Instr
7429-90-5	Aluminum	220	4600	1	0.5	50	03/16/22	97939	S28321A3	33	P	PEICP3A
7440-39-3	Barium	11	190	1	0.5	50	03/16/22	97939	S28321A3	33	P	PEICP3A
7440-70-2	Calcium	1100	39000	1	0.5	50	03/16/22	97939	S28321A3	33	P	PEICP3A
7440-47-3	Chromium	5.4	17	1	0.5	50	03/16/22	97939	S28321A3	33	P	PEICP3A
7440-48-4	Cobalt	2.7	4.1	1	0.5	50	03/16/22	97939	S28321B3	27	P	PEICP3A
7440-50-8	Copper	5.4	41	1	0.5	50	03/16/22	97939	S28321A3	33	P	PEICP3A
7439-89-6	Iron	220	11000	1	0.5	50	03/16/22	97939	S28321A3	33	P	PEICP3A
7439-92-1	Lead	5.4	710	1	0.5	50	03/16/22	97939	S28321A3	33	P	PEICP3A
7439-95-4	Magnesium	540	1900	1	0.5	50	03/16/22	97939	S28321A3	33	P	PEICP3A
7439-96-5	Manganese	11	240	1	0.5	50	03/16/22	97939	S28321A3	33	P	PEICP3A
7439-97-6	Mercury	0.090	0.74	1	0.15	25	03/16/22	97939	H28321S	19	CV	HGCV4A
7440-02-0	Nickel	5.4	11	1	0.5	50	03/16/22	97939	S28321A3	33	P	PEICP3A
7440-66-6	Zinc	11	190	1	0.5	50	03/16/22	97939	S28321A3	33	P	PEICP3A

Comments: _____

Flag Codes:

U or ND - Indicates Compound was not found above the detection/reporting limit
P - ICP-AES
CV -ColdVapor
MS - ICP-MS

Form1

Inorganic Analysis Data Sheet

Sample ID:	AD29415-002	% Solid:	93	Lab Name:	Hampton-Clarke	Nras No:	
Client Id:	SB-2	Units:	MG/KG	Lab Code:		Sdg No:	
Matrix:	SOIL	Date Rec:	3/14/2022	Contract:		Case No:	
Level:	LOW						

Cas No.	Analyte	RL	Conc	Dil Fact	Initial Wt/Vol	Final Wt/Vol	Analysis Date	Prep Batch	File:	Seq Num	M	Instr
7440-36-0	Antimony	0.86	ND	1	0.5	100	03/15/22	979401	522ANEW	33	MS	MS3_7700SWA
7440-38-2	Arsenic	0.22	8.3	1	0.5	100	03/15/22	979401	522ANEW	33	MS	MS3_7700SWA
7440-41-7	Beryllium	0.22	0.63	1	0.5	100	03/15/22	979401	522ANEW	33	MS	MS3_7700SWA
7440-43-9	Cadmium	0.43	1.0	1	0.5	100	03/15/22	979401	522ANEW	33	MS	MS3_7700SWA
7440-09-7	Potassium	110	790	1	0.5	100	03/15/22	979401	522ANEW	33	MS	MS3_7700SWA
7782-49-2	Selenium	2.2	ND	1	0.5	100	03/15/22	979401	522ANEW	33	MS	MS3_7700SWA
7440-22-4	Silver	0.22	0.22	1	0.5	100	03/15/22	979401	522ANEW	33	MS	MS3_7700SWA
7440-23-5	Sodium	110	300	1	0.5	100	03/15/22	979401	522ANEW	33	MS	MS3_7700SWA
7440-28-0	Thallium	0.43	ND	1	0.5	100	03/15/22	979401	522ANEW	33	MS	MS3_7700SWA
7440-62-2	Vanadium	0.22	29	1	0.5	100	03/15/22	979401	522ANEW	33	MS	MS3_7700SWA

Comments: _____

Flag Codes:

U or ND - Indicates Compound was not found above the detection/reporting limit
P - ICP-AES
CV -ColdVapor
MS - ICP-MS

Form1

Inorganic Analysis Data Sheet

Sample ID:	AD29415-005	% Solid:	89	Lab Name:	Hampton-Clarke	Nras No:	
Client Id:	SB-5	Units:	MG/KG	Lab Code:		Sdg No:	
Matrix:	SOIL	Date Rec:	3/14/2022	Contract:		Case No:	
Level:	LOW						

Cas No.	Analyte	RL	Conc	Dil Fact	Initial Wt/Vol	Final Wt/Vol	Analysis Date	Prep Batch	File:	Seq Num	M	Instr
7429-90-5	Aluminum	220	3600	1	0.5	50	03/16/22	97939	S28321A3	34	P	PEICP3A
7440-39-3	Barium	11	270	1	0.5	50	03/16/22	97939	S28321A3	34	P	PEICP3A
7440-70-2	Calcium	1100	44000	1	0.5	50	03/16/22	97939	S28321A3	34	P	PEICP3A
7440-47-3	Chromium	5.6	12	1	0.5	50	03/16/22	97939	S28321A3	34	P	PEICP3A
7440-48-4	Cobalt	2.8	3.0	1	0.5	50	03/16/22	97939	S28321B3	28	P	PEICP3A
7440-50-8	Copper	5.6	30	1	0.5	50	03/16/22	97939	S28321A3	34	P	PEICP3A
7439-89-6	Iron	220	14000	1	0.5	50	03/16/22	97939	S28321A3	34	P	PEICP3A
7439-92-1	Lead	5.6	1000	1	0.5	50	03/16/22	97939	S28321A3	34	P	PEICP3A
7439-95-4	Magnesium	560	7400	1	0.5	50	03/16/22	97939	S28321A3	34	P	PEICP3A
7439-96-5	Manganese	11	210	1	0.5	50	03/16/22	97939	S28321A3	34	P	PEICP3A
7439-97-6	Mercury	0.094	0.32	1	0.15	25	03/16/22	97939	H28321S	20	CV	HGCV4A
7440-02-0	Nickel	5.6	7.1	1	0.5	50	03/16/22	97939	S28321A3	34	P	PEICP3A
7440-66-6	Zinc	11	240	1	0.5	50	03/16/22	97939	S28321A3	34	P	PEICP3A

Comments: _____

Flag Codes:

U or ND - Indicates Compound was not found above the detection/reporting limit
P - ICP-AES
CV -ColdVapor
MS - ICP-MS

Form1

Inorganic Analysis Data Sheet

Sample ID:	AD29415-005	% Solid:	89	Lab Name:	Hampton-Clarke	Nras No:	
Client Id:	SB-5	Units:	MG/KG	Lab Code:		Sdg No:	
Matrix:	SOIL	Date Rec:	3/14/2022	Contract:		Case No:	
Level:	LOW						

Cas No.	Analyte	RL	Conc	Dil Fact	Initial Wt/Vol	Final Wt/Vol	Analysis Date	Prep Batch	File:	Seq Num	M	Instr
7440-36-0	Antimony	0.90	ND	1	0.5	100	03/15/22	979401	522ANEW	34	MS	MS3_7700SWA
7440-38-2	Arsenic	0.22	5.3	1	0.5	100	03/15/22	979401	522ANEW	34	MS	MS3_7700SWA
7440-41-7	Beryllium	0.22	ND	1	0.5	100	03/15/22	979401	522ANEW	34	MS	MS3_7700SWA
7440-43-9	Cadmium	0.45	ND	1	0.5	100	03/15/22	979401	522ANEW	34	MS	MS3_7700SWA
7440-09-7	Potassium	110	530	1	0.5	100	03/15/22	979401	522ANEW	34	MS	MS3_7700SWA
7782-49-2	Selenium	2.2	ND	1	0.5	100	03/15/22	979401	522ANEW	34	MS	MS3_7700SWA
7440-22-4	Silver	0.22	ND	1	0.5	100	03/15/22	979401	522ANEW	34	MS	MS3_7700SWA
7440-23-5	Sodium	110	480	1	0.5	100	03/15/22	979401	522ANEW	34	MS	MS3_7700SWA
7440-28-0	Thallium	0.45	ND	1	0.5	100	03/15/22	979401	522ANEW	34	MS	MS3_7700SWA
7440-62-2	Vanadium	0.22	21	1	0.5	100	03/15/22	979401	522ANEW	34	MS	MS3_7700SWA

Comments: _____

Flag Codes:

U or ND - Indicates Compound was not found above the detection/reporting limit
P - ICP-AES
CV -ColdVapor
MS - ICP-MS

Form1

Inorganic Analysis Data Sheet

Sample ID:	AD29415-006	% Solid:	85	Lab Name:	Hampton-Clarke	Nras No:	
Client Id:	SB-6	Units:	MG/KG	Lab Code:		Sdg No:	
Matrix:	SOIL	Date Rec:	3/14/2022	Contract:		Case No:	
Level:	LOW						

Cas No.	Analyte	RL	Conc	Dil Fact	Initial Wt/Vol	Final Wt/Vol	Analysis Date	Prep Batch	File:	Seq Num	M	Instr
7429-90-5	Aluminum	240	5500	1	0.5	50	03/16/22	97939	S28321A3	35	P	PEICP3A
7440-39-3	Barium	12	490	1	0.5	50	03/16/22	97939	S28321A3	35	P	PEICP3A
7440-70-2	Calcium	1200	7000	1	0.5	50	03/16/22	97939	S28321A3	35	P	PEICP3A
7440-47-3	Chromium	5.9	58	1	0.5	50	03/16/22	97939	S28321A3	35	P	PEICP3A
7440-48-4	Cobalt	2.9	5.8	1	0.5	50	03/16/22	97939	S28321B3	29	P	PEICP3A
7440-50-8	Copper	5.9	370	1	0.5	50	03/16/22	97939	S28321A3	35	P	PEICP3A
7439-89-6	Iron	240	19000	1	0.5	50	03/16/22	97939	S28321A3	35	P	PEICP3A
7439-92-1	Lead	5.9	980	1	0.5	50	03/16/22	97939	S28321A3	35	P	PEICP3A
7439-95-4	Magnesium	590	3300	1	0.5	50	03/16/22	97939	S28321A3	35	P	PEICP3A
7439-96-5	Manganese	12	290	1	0.5	50	03/16/22	97939	S28321A3	35	P	PEICP3A
7439-97-6	Mercury	0.098	2.4	1	0.15	25	03/16/22	97939	H28321S	23	CV	HGCV4A
7440-02-0	Nickel	5.9	21	1	0.5	50	03/16/22	97939	S28321A3	35	P	PEICP3A
7440-66-6	Zinc	12	1200	1	0.5	50	03/16/22	97939	S28321A3	35	P	PEICP3A

Comments: _____

Flag Codes:

U or ND - Indicates Compound was not found above the detection/reporting limit
P - ICP-AES
CV -ColdVapor
MS - ICP-MS

Form1

Inorganic Analysis Data Sheet

Sample ID:	AD29415-006	% Solid:	85	Lab Name:	Hampton-Clarke	Nras No:	
Client Id:	SB-6	Units:	MG/KG	Lab Code:		Sdg No:	
Matrix:	SOIL	Date Rec:	3/14/2022	Contract:		Case No:	
Level:	LOW						

Cas No.	Analyte	RL	Conc	Dil Fact	Initial Wt/Vol	Final Wt/Vol	Analysis Date	Prep Batch	File:	Seq Num	M	Instr
7440-36-0	Antimony	0.94	ND	1	0.5	100	03/15/22	979401	522ANEW	35	MS	MS3_7700SWA
7440-38-2	Arsenic	0.24	10	1	0.5	100	03/15/22	979401	522ANEW	35	MS	MS3_7700SWA
7440-41-7	Beryllium	0.24	0.41	1	0.5	100	03/15/22	979401	522ANEW	35	MS	MS3_7700SWA
7440-43-9	Cadmium	0.47	1.8	1	0.5	100	03/15/22	979401	522ANEW	35	MS	MS3_7700SWA
7440-09-7	Potassium	120	700	1	0.5	100	03/15/22	979401	522ANEW	35	MS	MS3_7700SWA
7782-49-2	Selenium	2.4	ND	1	0.5	100	03/15/22	979401	522ANEW	35	MS	MS3_7700SWA
7440-22-4	Silver	0.24	0.59	1	0.5	100	03/15/22	979401	522ANEW	35	MS	MS3_7700SWA
7440-23-5	Sodium	120	320	1	0.5	100	03/15/22	979401	522ANEW	35	MS	MS3_7700SWA
7440-28-0	Thallium	0.47	ND	1	0.5	100	03/15/22	979401	522ANEW	35	MS	MS3_7700SWA
7440-62-2	Vanadium	0.24	31	1	0.5	100	03/15/22	979401	522ANEW	35	MS	MS3_7700SWA

Comments: _____

Flag Codes:

U or ND - Indicates Compound was not found above the detection/reporting limit
P - ICP-AES
CV -ColdVapor
MS - ICP-MS

Form1

Inorganic Analysis Data Sheet

Sample ID: MB 97939 (100) % Solid: 0 Lab Name: Hampton-Clarke
Client Id: MB 97939 (100) Units: MG/KG Lab Code:
Matrix: SOIL
Level: LOW

Cas No.	Analyte	RL	Conc	Dil Fact	Initial Wt/Vol	Final Wt/Vol	Analysis Date	Prep Batch	File:	Seq Num	M	Instr
7429-90-5	Aluminum	100	ND	1	0.5	50	03/16/22	97939	S28321A3	14	P	PEICP3A
7440-36-0	Antimony	2.0	ND	1	0.5	50	03/16/22	97939	S28321B3	14	P	PEICP3A
7440-38-2	Arsenic	2.0	ND	1	0.5	50	03/16/22	97939	S28321B3	14	P	PEICP3A
7440-39-3	Barium	5.0	ND	1	0.5	50	03/16/22	97939	S28321A3	14	P	PEICP3A
7440-41-7	Beryllium	0.60	ND	1	0.5	50	03/16/22	97939	S28321B3	14	P	PEICP3A
7440-42-8	Boron	10	ND	1	0.5	50	03/16/22	97939	S28321B3	14	P	PEICP3A
7440-43-9	Cadmium	0.60	ND	1	0.5	50	03/16/22	97939	S28321B3	14	P	PEICP3A
7440-70-2	Calcium	500	ND	1	0.5	50	03/16/22	97939	S28321A3	14	P	PEICP3A
7440-45-1	Cerium	10	ND	1	0.5	50	03/16/22	97939	S28321B3	14	P	PEICP3A
7440-47-3	Chromium	2.5	ND	1	0.5	50	03/16/22	97939	S28321A3	14	P	PEICP3A
7440-48-4	Cobalt	1.2	ND	1	0.5	50	03/16/22	97939	S28321B3	14	P	PEICP3A
7440-50-8	Copper	2.5	ND	1	0.5	50	03/16/22	97939	S28321A3	14	P	PEICP3A
7439-89-6	Iron	100	ND	1	0.5	50	03/16/22	97939	S28321A3	14	P	PEICP3A
7439-92-1	Lead	2.5	ND	1	0.5	50	03/16/22	97939	S28321A3	14	P	PEICP3A
7439-95-4	Magnesium	250	ND	1	0.5	50	03/16/22	97939	S28321A3	14	P	PEICP3A
7439-96-5	Manganese	5.0	ND	1	0.5	50	03/16/22	97939	S28321A3	14	P	PEICP3A
7440-02-0	Nickel	2.5	ND	1	0.5	50	03/16/22	97939	S28321A3	14	P	PEICP3A
7782-49-2	Selenium	2.5	ND	1	0.5	50	03/16/22	97939	S28321B3	14	P	PEICP3A
7440-21-3	Silicon	10	ND	1	0.5	50	03/16/22	97939	S28321B3	14	P	PEICP3A
7440-22-4	Silver	0.75	ND	1	0.5	50	03/16/22	97939	S28321B3	14	P	PEICP3A
7440-28-0	Thallium	2.5	ND	1	0.5	50	03/16/22	97939	S28321B3	14	P	PEICP3A
7440-31-5	Tin	10	ND	1	0.5	50	03/16/22	97939	S28321B3	14	P	PEICP3A
7440-32-6	Titanium	5.0	ND	1	0.5	50	03/16/22	97939	S28321B3	14	P	PEICP3A
7440-62-2	Vanadium	5.0	ND	1	0.5	50	03/16/22	97939	S28321B3	14	P	PEICP3A
7440-66-6	Zinc	5.0	ND	1	0.5	50	03/16/22	97939	S28321A3	14	P	PEICP3A

Comments: _____

Flag Codes:

U or ND - Indicates Compound was not found above the detection/reporting limit
P - ICP-AES
CV -ColdVapor
MS - ICP-MS

Form1

Inorganic Analysis Data Sheet

Sample ID: MB 97939 (167) % Solid: 0 Lab Name: Hampton-Clarke
Client Id: MB 97939 (167) Units: MG/KG Lab Code:
Matrix: SOIL
Level: LOW

Cas No.	Analyte	RL	Conc	Dil Fact	Initial Wt/Vol	Final Wt/Vol	Analysis Date	Prep Batch	File:	Seq Num	M	Instr
7439-97-6	Mercury	0.083	ND	1	0.15	25	03/16/22	97939	H28321S	11	CV	HGCV4A

Comments: _____

Flag Codes:

U or ND - Indicates Compound was not found above the detection/reporting limit
P - ICP-AES
CV -ColdVapor
MS - ICP-MS

Form1

Inorganic Analysis Data Sheet

Sample ID: MB 97940
Client Id: MB 97940
Matrix: SOIL
Level: LOW

% Solid: 0
Units: MG/KG

Lab Name: Hampton-Clarke
Lab Code:

Cas No.	Analyte	RL	Conc	Dil Fact	Initial Wt/Vol	Final Wt/Vol	Analysis Date	Prep Batch	File:	Seq Num	M	Instr
7429-90-5	Aluminum	50	ND	1	0.5	100	03/15/22	979403	1522ANEW	20	MS	S3_7700SWA
7440-36-0	Antimony	0.40	ND	1	0.5	100	03/15/22	979403	1522ANEW	20	MS	S3_7700SWA
7440-38-2	Arsenic	0.10	ND	1	0.5	100	03/15/22	979403	1522ANEW	20	MS	S3_7700SWA
7440-39-3	Barium	0.50	ND	1	0.5	100	03/15/22	979403	1522ANEW	20	MS	S3_7700SWA
7440-41-7	Beryllium	0.10	ND	1	0.5	100	03/15/22	979403	1522ANEW	20	MS	S3_7700SWA
7440-43-9	Cadmium	0.20	ND	1	0.5	100	03/15/22	979403	1522ANEW	20	MS	S3_7700SWA
7440-70-2	Calcium	50	ND	1	0.5	100	03/15/22	979403	1522ANEW	20	MS	S3_7700SWA
7440-47-3	Chromium	0.20	ND	1	0.5	100	03/15/22	979403	1522ANEW	20	MS	S3_7700SWA
7440-48-4	Cobalt	0.20	ND	1	0.5	100	03/15/22	979403	1522ANEW	20	MS	S3_7700SWA
7440-50-8	Copper	1.0	ND	1	0.5	100	03/15/22	979403	1522ANEW	20	MS	S3_7700SWA
7439-89-6	Iron	50	ND	1	0.5	100	03/15/22	979403	1522ANEW	20	MS	S3_7700SWA
7439-92-1	Lead	0.20	ND	1	0.5	100	03/15/22	979403	1522ANEW	20	MS	S3_7700SWA
7439-95-4	Magnesium	50	ND	1	0.5	100	03/15/22	979403	1522ANEW	20	MS	S3_7700SWA
7439-96-5	Manganese	0.60	ND	1	0.5	100	03/15/22	979403	1522ANEW	20	MS	S3_7700SWA
7439-98-7	Molybdenum	0.20	ND	1	0.5	100	03/15/22	979403	1522ANEW	20	MS	S3_7700SWA
7440-02-0	Nickel	0.30	ND	1	0.5	100	03/15/22	979403	1522ANEW	20	MS	S3_7700SWA
7440-09-7	Potassium	50	ND	1	0.5	100	03/15/22	979403	1522ANEW	20	MS	S3_7700SWA
7782-49-2	Selenium	1.0	ND	1	0.5	100	03/15/22	979403	1522ANEW	20	MS	S3_7700SWA
7440-22-4	Silver	0.10	ND	1	0.5	100	03/15/22	979403	1522ANEW	20	MS	S3_7700SWA
7440-23-5	Sodium	50	ND	1	0.5	100	03/15/22	979403	1522ANEW	20	MS	S3_7700SWA
7440-28-0	Thallium	0.20	ND	1	0.5	100	03/15/22	979403	1522ANEW	20	MS	S3_7700SWA
7440-62-2	Vanadium	0.10	ND	1	0.5	100	03/15/22	979403	1522ANEW	20	MS	S3_7700SWA
7440-66-6	Zinc	2.0	ND	1	0.5	100	03/15/22	979403	1522ANEW	20	MS	S3_7700SWA

Comments:

Flag Codes:

U or ND - Indicates Compound was not found above the detection/reporting limit
P - ICP-AES
CV -ColdVapor
MS - ICP-MS

FORM 2
(ICV/CCV Summary)

Date Analyzed: 03/15/22
Data File: S031522ANEW
Prep Batch: 97940
Analytical Method: 6010D, 6020B, 7470A, 7471B
Instrument: MS3_7700SWA
Units: All units in ppm except Hg and icp-ms in ppb
Project Number: 2031407

Lab Name: Hampton-Clarke
Lab Code:
Contract:
Nras No:
Sdg No:
Case No:
ICV/CCV SOURCE: SCP Science

Analyte	ICV/CCV Amt	ICV V-368487-9	Rec	CCV V-368491-18	Rec	CCV V-368491-30	Rec	CCV V-368491-42	Rec	CCV V-368491-54	Rec	CCV V-368491-59	Rec	Rec	Rec
Antimony	50/50	51.43100	103	52.12600	104	51.68800	103	52.76300	106	51.58100	103	50.68800	101		
Arsenic	50/50	50.49500	101	51.88900	104	51.93300	104	51.43200	103	52.14000	104	49.91200	100		
Beryllium	50/50	50.94900	102	50.93800	102	51.99400	104	51.25000	102	50.33400	101	46.71000	93		
Cadmium	50/50	50.38100	101	51.54000	103	50.76600	102	51.82200	104	51.40000	103	50.39600	101		
Lead	50/50	50.68900	101	50.96100	102	50.05800	100	51.22900	102	50.33100	101	51.10300	102		
Molybdenum	50/50	47.86100	96	49.79500	100	49.84700	100	50.42300	101	50.19800	100	48.75300	98		
Potassium	5000/5000	5076.6450	102	5368.5850	107	5312.4760	106	5270.3610	105	5395.4720	108	5109.7700	102		
Selenium	50/250	50.31400	101	261.33900	105	256.92200	103	257.17200	103	260.12500	104	252.25800	101		
Silver	10/50	9.72800	97	51.96800	104	52.05000	104	52.65500	105	52.26100	105	50.85900	102		
Sodium	5000/5000	5114.7640	102	5268.3110	105	5263.2690	105	5182.2420	104	5170.9160	103	4983.5210	100		
Thallium	50/50	48.55000	97	50.54900	101	51.09600	102	51.30800	103	50.42800	101	50.82500	102		
Vanadium	50/50	49.34300	99	52.12100	104	51.75100	104	51.08900	102	52.14100	104	50.11100	100		

Notes:
a-indicates analyte failed the ICV limits for 6010D/6020B
b-indicates analyte failed the ICV limits for 200.7/200.8
c-indicates analyte failed the CCV limits for 200.7/200.8/245.1/6010D/6020B/Hg 7470A/7471B
d-indicates analyte failed the CCV limits for Hg 7470A/7471B

Qc Limits:
ICV - 200.7/245.1 (95-105)
ICV - 200.8/6010D/6020B/Hg 7470A/7471B (90-110)
CCV - 200.7/200.8/6010D/6020B/Hg 245.1/7470A/7471B (90-110)

FORM 2
LLQCS/LRS Summary)

Date Analyzed: 03/15/22
Data File: S031522ANEW
Prep Batch: 97940
Analytical Method: 6010D, 6020B, 7470A, 7471B
Instrument: MS3_7700SWA
Units: All units in ppm except Hg and icp-ms in ppb
Project Number: 2031407

Lab Name: Hampton-Clarke
Lab Code:
Contract:
Nras No:
Sdg No:
Case No:
LLQCS/LRS SOURCE: SPEX

Analyte	LLQCS Spike Amount	LLICV V-368492	Recovery	Low Limit	High Limit	LRS Spike Amount	LRS V-368490	Recovery	Low Limit	High Limit
Magnesium	500	514.973	103	80	120	50000	49857.249	100	90	110
Aluminum	500	515.783	103	80	120	15000	15311.290	102	90	110
Arsenic	1	1.053	105	80	120	500	510.708	102	90	110
Barium	5	5.062	101	80	120	500	501.464	100	90	110
Beryllium	1	1.028	103	80	120	500	475.042	95	90	110
Calcium	500	516.525	103	80	120	50000	53175.494	106	90	110
Cadmium	2	2.061	103	80	120	500	504.400	101	90	110
Cobalt	2	2.001	100	80	120	500	494.050	99	90	110
Chromium	2	1.970	98	80	120	500	499.943	100	90	110
Copper	10	10.332	103	80	120	500	495.587	99	90	110
Silver	1	0.961	96	80	120	500	51.346	10a	90	110
Potassium	500	511.084	102	80	120	50000	52093.819	104	90	110
Zinc	20	20.540	103	80	120	500	487.657	98	90	110
Manganese	6	5.996	100	80	120	500	512.319	102	90	110
Molybdenum	1	1.101	110	80	120	500	498.161	100	90	110
Sodium	500	478.973	96	80	120	50000	50089.722	100	90	110
Nickel	3	3.135	104	80	120	500	503.937	101	90	110
Lead	2	1.918	96	80	120	500	458.663	92	90	110
Antimony	4	4.115	103	80	120	500	484.537	97	90	110
Selenium	10	10.450	104	80	120	2500	2535.184	101	90	110
Thallium	2	2.037	102	80	120	500	474.223	95	90	110
Vanadium	1	0.989	99	80	120	500	515.250	103	90	110
Iron	500	515.825	103	80	120	50000	50561.343	101	90	110

Notes: a-indicates analyte is outsite the limits.

If linear range sample (LRS) exceeds criteria, high standard becomes upper limit criteria

FORM 2
(ICV/CCV Summary)

Date Analyzed: 03/16/22
Data File: S28321A3
Prep Batch: 97939
Analytical Method: 6010D, 6020B, 7470A, 7471B
Instrument: PEICP3A
Units: All units in ppm except Hg and icp-ms in ppb
Project Number: 2031407

Lab Name: Hampton-Clarke
Lab Code:
Contract:
Nras No:
Sdg No:
Case No:
ICV/CCV SOURCE: SCP Science

Analyte	ICV/CCV Amt	ICV V-367471-5	Rec	CCV V-367471-12	Rec	CCV V-367471-23	Rec	CCV V-367471-30	Rec	CCV V-367471-42	Rec	CCV V-367471-53	Rec	CCV V-367471-64	Rec	Rec
Aluminum	5/5	5.03948	101	4.94437	99	4.76674	95	4.90629	98	5.09152	102	4.90934	98	5.09750	102	
Barium	.5/.5	0.50148	100	0.48473	97	0.46519	93	0.47509	95	0.49088	98	0.47344	95	0.48949	98	
Calcium	50/50	51.15920	102	50.05590	100	47.45110	95	48.49940	97	50.61880	101	48.67700	97	50.57110	101	
Chromium	.5/.5	0.50064	100	0.47695	95	0.45330	91	0.46092	92	0.50127	100	0.45666	91	0.47333	95	
Copper	.5/.5	0.51281	103	0.50773	102	0.49408	99	0.50629	101	0.51967	104	0.50630	101	0.52246	104	
Iron	5/5	5.01922	100	4.88612	98	4.70428	94	4.83143	97	4.99815	100	4.83013	97	5.01262	100	
Lead	.5/.5	0.50884	102	0.48960	98	0.46215	92	0.46797	94	0.48281	97	0.47041	94	0.48320	97	
Magnesium	50/50	51.74640	103	50.00530	100	47.72990	95	48.91350	98	51.24000	102	49.37020	99	51.38510	103	
Manganese	.5/.5	0.50346	101	0.48956	98	0.46794	94	0.47796	96	0.48857	98	0.47513	95	0.49176	98	
Nickel	.5/.5	0.50674	101	0.49084	98	0.46453	93	0.47375	95	0.48271	97	0.47675	95	0.49141	98	
Zinc	.5/.5	0.49583	99	0.47752	96	0.45623	91	0.46839	94	0.49530	99	0.46308	93	0.47587	95	

Notes:
a-indicates analyte failed the ICV limits for 6010D/6020B
b-indicates analyte failed the ICV limits for 200.7/200.8
c-indicates analyte failed the CCV limits for 200.7/200.8/245.1/6010D/6020B/Hg 7470A/7471B
d-indicates analyte failed the CCV limits for Hg 7470A/7471B

Qc Limits:
ICV - 200.7/245.1 (95-105)
ICV - 200.8/6010D/6020B/Hg 7470A/7471B (90-110)
CCV - 200.7/200.8/6010D/6020B/Hg 245.1/7470A/7471B (90-110)

FORM 2
LLQCS/LRS Summary)

Date Analyzed: 03/16/22
Data File: S28321A3
Prep Batch: 97939
Analytical Method: 6010D, 6020B, 7470A, 7471B
Instrument: PEICP3A
Units: All units in ppm except Hg and icp-ms in ppb
Project Number: 2031407

Lab Name: Hampton-Clarke
Lab Code:
Contract:
Nras No:
Sdg No:
Case No:
LLQCS/LRS SOURCE: SPEX

Analyte	LLQCS Spike Amount	LLICV V-367473	Recovery	Low Limit	High Limit	LRS Spike Amount	LRS V-367476	Recovery	Low Limit	High Limit
Magnesium	5.0	5.79050	116	80	120	500	500.411	100	90	110
Aluminum	2.0	2.14399	107	80	120	500	486.117	97	90	110
Arsenic	0.04	0.0376346	94	80	120	10	9.99906	100	90	110
Boron	0.2	0.185728	93	80	120	5	4.74624	95	90	110
Barium	0.1	0.111743	112	80	120	10	9.94082	99	90	110
Beryllium	0.012	0.0177639	148 a	80	120	5	4.86336	97	90	110
Calcium	10	10.7689	108	80	120	500	478.649	96	90	110
Cadmium	0.012	0.0169756	141 a	80	120	5	5.02913	101	90	110
Cerium	0.2	0.194	97	80	120	25	22.67	91	90	110
Cobalt	0.025	0.0291219	116	80	120	5	4.52960	91	90	110
Chromium	0.05	0.0559029	112	80	120	10	9.43929	94	90	110
Copper	0.05	0.0597666	120	80	120	10	10.2999	103	90	110
Silver	0.015	0.0173966	116	80	120	1	1.02499	102	90	110
Potassium	NA	-3.76517		80	120	200	335.682	168 a	90	110
Zinc	0.1	0.107647	108	80	120	10	9.37556	94	90	110
Manganese	0.1	0.107496	107	80	120	10	9.59257	96	90	110
Molybdenum	0.025	0.0284676	114	80	120	10	9.16658	92	90	110
Sodium	NA	3.30532		80	120	1000	1174.13	117 a	90	110
Nickel	0.05	0.0555232	111	80	120	10	9.10952	91	90	110
Lead	0.05	0.0531099	106	80	120	10	9.71147	97	90	110
Antimony	0.04	0.0411142	103	80	120	5	5.24263	105	90	110
Selenium	0.05	0.0527463	105	80	120	5	5.17206	103	90	110
Silicon	0.2	0.258966	129 a	80	120	25	25.4120	102	90	110
Tin	0.2	0.206304	103	80	120	10	10.1368	101	90	110
Titanium	0.1	0.105174	105	80	120	10	9.80043	98	90	110
Thallium	0.05	0.0587911	118	80	120	5	4.92657	99	90	110
Vanadium	0.1	0.111444	111	80	120	10	9.39391	94	90	110
Iron	2.0	2.12762	106	80	120	400	381.870	95	90	110

Notes: a-indicates analyte is outsite the limits.

If linear range sample (LRS) exceeds criteria, high standard becomes upper limit criteria

FORM 2
(ICV/CCV Summary)

Date Analyzed: 03/16/22
Data File: S28321B3
Prep Batch: 97939
Analytical Method: 6010D, 6020B, 7470A, 7471B
Instrument: PEICP3A
Units: All units in ppm except Hg and icp-ms in ppb
Project Number: 2031407

Lab Name: Hampton-Clarke
Lab Code:
Contract:
Nras No:
Sdg No:
Case No:
ICV/CCV SOURCE: SCP Science

Analyte	ICV/CCV Amt	ICV V-367471-5	Rec	CCV V-367471-12	Rec	CCV V-367471-23	Rec	CCV V-367471-33	Rec	CCV V-367471-44	Rec	CCV V-367471-55	Rec	CCV V-367471-67	Rec		Rec
Cobalt	.5/.5	0.49266	99	0.47998	96	0.47895	96	0.46238	92	0.48693	97	0.46224	92	0.45546	91		

Notes:
a-indicates analyte failed the ICV limits for 6010D/6020B
b-indicates analyte failed the ICV limits for 200.7/200.8
c-indicates analyte failed the CCV limits for 200.7/200.8/245.1/6010D/6020B/Hg 7470A/7471B
d-indicates analyte failed the CCV limits for Hg 7470A/7471B

Qc Limits:
ICV - 200.7/245.1 (95-105)
ICV - 200.8/6010D/6020B/Hg 7470A/7471B (90-110)
CCV - 200.7/200.8/6010D/6020B/Hg 245.1/7470A/7471B (90-110)

FORM 2
LLQCS/LRS Summary)

Date Analyzed: 03/16/22
Data File: S28321B3
Prep Batch: 97939
Analytical Method: 6010D, 6020B, 7470A, 7471B
Instrument: PEICP3A
Units: All units in ppm except Hg and icp-ms in ppb
Project Number: 2031407

Lab Name: Hampton-Clarke
Lab Code:
Contract:
Nras No:
Sdg No:
Case No:
LLQCS/LRS SOURCE: SPEX

Analyte	LLQCS Spike Amount	LLICV V-367473	Recovery	Low Limit	High Limit	LRS Spike Amount	LRS V-367476	Recovery	Low Limit	High Limit
Magnesium	5.0	5.44972	109	80	120	500	479.028	96	90	110
Aluminum	2.0	2.05340	103	80	120	500	481.725	96	90	110
Arsenic	0.04	0.0444792	111	80	120	10	9.72583	97	90	110
Boron	0.2	0.193201	97	80	120	5	4.86041	97	90	110
Barium	0.1	0.106543	107	80	120	10	9.87326	99	90	110
Beryllium	0.012	0.0159974	133 a	80	120	5	4.69445	94	90	110
Calcium	10	10.5731	106	80	120	500	468.381	94	90	110
Cadmium	0.012	0.0152095	127 a	80	120	5	4.99747	100	90	110
Cerium	0.2	0.196	98	80	120	25	22.79	91	90	110
Cobalt	0.025	0.0269387	108	80	120	5	4.50554	90	90	110
Chromium	0.05	0.0540047	108	80	120	10	9.36919	94	90	110
Copper	0.05	0.0527944	106	80	120	10	10.1515	102	90	110
Silver	0.015	0.0162424	108	80	120	1	0.996430	100	90	110
Potassium	NA	-11.5374		80	120	200	350.101	175 a	90	110
Zinc	0.1	0.102069	102	80	120	10	8.97082	90	90	110
Manganese	0.1	0.102961	103	80	120	10	9.49072	95	90	110
Molybdenum	0.025	0.0261932	105	80	120	10	9.05155	91	90	110
Sodium	NA	3.03141		80	120	1000	1168.49	117 a	90	110
Nickel	0.05	0.0521222	104	80	120	10	8.99823	90	90	110
Lead	0.05	0.0537633	108	80	120	10	9.50362	95	90	110
Antimony	0.04	0.0379056	95	80	120	5	5.13073	103	90	110
Selenium	0.05	0.0505603	101	80	120	5	4.91437	98	90	110
Silicon	0.2	0.228477	114	80	120	25	24.8713	99	90	110
Tin	0.2	0.200758	100	80	120	10	9.53370	95	90	110
Titanium	0.1	0.101079	101	80	120	10	9.70116	97	90	110
Thallium	0.05	0.0625596	125 a	80	120	5	4.81345	96	90	110
Vanadium	0.1	0.106157	106	80	120	10	9.57509	96	90	110
Iron	2.0	2.05748	103	80	120	400	376.446	94	90	110

Notes: a-indicates analyte is outsite the limits.

If linear range sample (LRS) exceeds criteria, high standard becomes upper limit criteria

FORM 2
(ICV/CCV Summary)

Date Analyzed: 03/16/22
Data File: H28321S
Prep Batch: 97939
Analytical Method: 6010D, 6020B, 7470A, 7471B
Instrument: HGCV4A
Units: All units in ppm except Hg and icp-ms in ppb
Project Number: 2031407

Lab Name: Hampton-Clarke
Lab Code:
Contract:
Nras No:
Sdg No:
Case No:
ICV/CCV SOURCE: SCP Science

Analyte	ICV/CCV Amt	ICV (2)-9	Rec	CCV-21	Rec	CCV-29	Rec		Rec		Rec		Rec		Rec		Rec
Mercury	20/10	20.81000	104	10.38000	104	10.56000	106										

Notes: a-indicates analyte failed the ICV limits for 6010D/6020B
b-indicates analyte failed the ICV limits for 200.7/200.8
c-indicates analyte failed the CCV limits for 200.7/200.8/245.1/6010D/6020B/Hg 7470A/7471B
d-indicates analyte failed the CCV limits for Hg 7470A/7471B

Qc Limits: ICV - 200.7/245.1 (95-105)
ICV - 200.8/6010D/6020B/Hg 7470A/7471B (90-110)
CCV - 200.7/200.8/6010D/6020B/Hg 245.1/7470A/7471B (90-110)

FORM 3
(ICB/CCB/MB Summary)

Date Analyzed: 03/15/22
Data File: S031522ANEW
Prep Batch: 97940
Reporting Limits Used: 6010D, 6020B, 7470A, 7471B
Instrument: MS3_7700SWA
Units: All units in ppm except Hg and icp-ms in ppb
Project Number: 2031407

Lab Name: Hampton-Clarke
Lab Code:
Contract:
Nras No:
Sdg No:
Case No:

Analyte	ICB V-368488-11	CCB V-368488-19	CCB V-368488-31	CCB V-368488-43	CCB V-368488-55	CCB V-368488-60	MB 97940-20
Antimony	2 U	4 U	4 U	4 U	4 U	4U	400U
Arsenic	.5 U	1 U	1 U	1 U	1 U	1U	100U
Beryllium	.5 U	1 U	1 U	1 U	1 U	1U	100U
Cadmium	1 U	2 U	2 U	2 U	2 U	2U	200U
Lead	1 U	2 U	2 U	2 U	2 U	2U	200U
Molybdenum	1 U	2 U	2 U	2 U	2 U	2U	200U
Potassium	250 U	500 U	500 U	500 U	500 U	500U	50000U
Selenium	5 U	10 U	10 U	10 U	10 U	10U	1000U
Silver	.5 U	1 U	1 U	1 U	1 U	1U	100U
Sodium	250 U	500 U	500 U	500 U	500 U	500U	50000U
Thallium	1 U	2 U	2 U	2 U	2 U	2U	200U
Vanadium	.5 U	1 U	1 U	1 U	1 U	1U	100U

Notes: a -for methods 7470A, 7471B indicates absolute value of result found above the reporting limits in ICB/CCB/MB.
for methods 6010D, 6020B indicates absolute value of result found above the reporting limit in CCB or above 1/2 the reporting limit in ICB/MB.

u-indicates result below reporting criteria.

FORM 3
(ICB/CCB/MB Summary)

Date Analyzed: 03/16/22
Data File: S28321A3
Prep Batch: 97939
Reporting Limits Used: 6010D, 6020B, 7470A, 7471B
Instrument: PEICP3A
Units: All units in ppm except Hg and icp-ms in ppb
Project Number: 2031407

Lab Name: Hampton-Clarke
Lab Code:
Contract:
Nras No:
Sdg No:
Case No:

Analyte	ICB V-367470-6	CCB V-367470-13	CCB V-367470-24	CCB V-367470-31	CCB V-367470-43	CCB V-367470-54	CCB V-367470-65	MB 97939 (100)-14
Aluminum	1 U	2 U	2 U	2 U	2 U	2U	2U	100 U
Barium	.05 U	.1 U	.1 U	.1 U	.1 U	.1U	.1U	5 U
Calcium	5 U	10 U	10 U	10 U	10 U	10U	10U	500 U
Chromium	.025 U	.05 U	.05 U	.05 U	.05 U	.05U	.05U	2.5 U
Copper	.025 U	.05 U	.05 U	.05 U	.05 U	.05U	.05U	2.5 U
Iron	1 U	2 U	2 U	2 U	2 U	2U	2U	100 U
Lead	.025 U	.05 U	.05 U	.05 U	.05 U	.05U	.05U	2.5 U
Magnesium	2.5 U	5 U	5 U	5 U	5 U	5U	5U	250 U
Manganese	.05 U	.1 U	.1 U	.1 U	.1 U	.1U	.1U	5 U
Nickel	.025 U	.05 U	.05 U	.05 U	.05 U	.05U	.05U	2.5 U
Zinc	.05 U	.1 U	.1 U	.1 U	.1 U	.1U	.1U	5 U

Notes: a -for methods 7470A, 7471B indicates absolute value of result found above the reporting limits in ICB/CCB/MB.
for methods 6010D, 6020B indicates absolute value of result found above the reporting limit in CCB or above 1/2 the reporting limit in ICB/MB.

u-indicates result below reporting criteria.

FORM 3
(ICB/CCB/MB Summary)

Date Analyzed: 03/16/22
Data File: S28321B3
Prep Batch: 97939
Reporting Limits Used: 6010D, 6020B, 7470A, 7471B
Instrument: PEICP3A
Units: All units in ppm except Hg and icp-ms in ppb
Project Number: 2031407

Lab Name: Hampton-Clarke
Lab Code:
Contract:
Nras No:
Sdg No:
Case No:

Analyte	ICB V-367470-6	CCB V-367470-13	CCB V-367470-24	CCB V-367470-34	CCB V-367470-45	CCB V-367470-56	CCB V-367470-68	MB 97939 (100)-14
Cobalt	.0125 U	.025 U	.025 U	.025 U	.025 U	.025U	.025U	1.3 U

Notes: a -for methods 7470A, 7471B indicates absolute value of result found above the reporting limits in ICB/CCB/MB.
for methods 6010D, 6020B indicates absolute value of result found above the reporting limit in CCB or above 1/2 the reporting limit in ICB/MB.

u-indicates result below reporting criteria.

FORM 3
(ICB/CCB/MB Summary)

Date Analyzed: 03/16/22
Data File: H28321S
Prep Batch: 97939
Reporting Limits Used: 6010D, 6020B, 7470A, 7471B
Instrument: HGCV4A
Units: All units in ppm except Hg and icp-ms in ppb
Project Number: 2031407

Lab Name: Hampton-Clarke
Lab Code:
Contract:
Nras No:
Sdg No:
Case No:

Analyte	ICB-10	CCB-22	CCB-30	MB 97939 (167)-11
Mercury	.5 U	.5 U	.5 U	83 U

Notes: a -for methods 7470A, 7471B indicates absolute value of result found above the reporting limits in ICB/CCB/MB.
for methods 6010D, 6020B indicates absolute value of result found above the reporting limit in CCB or above 1/2 the reporting limit in ICB/MB.

u-indicates result below reporting criteria.

FORM 4
(ICSA/ICSAB Summary)

Date Analyzed: 03/15/22
Data File: S031522ANEW
Prep Batch: 97940
Reporting Limits Used: 6010D, 6020B, 7470A, 7471B
Instrument: MS3_7700SWA
Units: All units in ppm except Hg and icp-ms in ppb
Project Number: 2031407

Lab Name: Hampton-Clarke
Lab Code:
Contract:
Nras No:
Sdg No:
Case No:
ICSA/ICSAB: SOURCE: SCP Science

Analyte	Spk Amt	ICSA V-368489-12	Rec	Rec	Rec	Rec	Rec	Rec	Rec	Rec
Aluminum	50000	50736.3	101							
Antimony	0	U								
Arsenic	0	U								
Beryllium	0	U								
Cadmium	0	U								
Calcium	150000	158190.9	105							
Iron	125000	128685.3	103							
Lead	0	U								
Magnesium	50000	51617.89	103							
Molybdenu	1000	998.625	100							
Potassium	50000	52467.82	105							
Selenium	0	U								
Silver	0	U								
Sodium	125000	128105.1	102							
Thallium	0	U								
Vanadium	0	U								

Notes: a-indicates absolute value of the concentration > 2 * Reporting Limits In the ICSA
b-indicates absolute value of the concentration above Reporting Limits but < 2 * Reporting Limits in the ICSA
c-indicates the recovery failed the Qc Criteria in the ICSAB
u-indicates the absolute value of the concentration was below the reporting limit

Qc Limits: 200.7, 6020B < 2 * Reporting Limit
6010D < Reporting Limit

FORM 4
(ICSA/ICSAB Summary)

Date Analyzed: 03/16/22
Data File: S28321A3
Prep Batch: 97939
Reporting Limits Used: 6010D, 6020B, 7470A, 7471B
Instrument: PEICP3A
Units: All units in ppm except Hg and icp-ms in ppb
Project Number: 2031407

Lab Name: Hampton-Clarke
Lab Code:
Contract:
Nras No:
Sdg No:
Case No:
ICSA/ICSAB: SOURCE: SCP Science

Analyte	Spk Amt	ICSA V-365856-11	Rec	Rec	Rec	Rec	Rec	Rec	Rec	Rec
Aluminum	500	506.977	101							
Barium	0	U								
Calcium	500	483.723	97							
Chromium	0	U								
Copper	0	U								
Iron	200	191.983	96							
Lead	0	U								
Magnesium	500	489.087	98							
Manganese	0	U								
Nickel	0	U								
Zinc	0	U								

Notes: a-indicates absolute value of the concentration > 2 * Reporting Limits In the ICSA
b-indicates absolute value of the concentration above Reporting Limits but < 2 * Reporting Limits in the ICSA
c-indicates the recovery failed the Qc Criteria in the ICSAB
u-indicates the absolute value of the concentration was below the reporting limit

Qc Limits: 200.7, 6020B < 2 * Reporting Limit
6010D < Reporting Limit

FORM 4
(ICSA/ICSAB Summary)

Date Analyzed: 03/16/22
Data File: S28321B3
Prep Batch: 97939
Reporting Limits Used: 6010D, 6020B, 7470A, 7471B
Instrument: PEICP3A
Units: All units in ppm except Hg and icp-ms in ppb
Project Number: 2031407

Lab Name: Hampton-Clarke
Lab Code:
Contract:
Nras No:
Sdg No:
Case No:
ICSA/ICSAB: SOURCE: SCP Science

Analyte	Spk Amt	ICSA V-365856-11	Rec	Rec	Rec	Rec	Rec	Rec	Rec	Rec
Aluminum	500	510.502	102							
Calcium	500	494.835	99							
Cobalt	0	U								
Iron	200	193.265	97							
Magnesium	500	500.46	100							

Notes: a-indicates absolute value of the concentration > 2 * Reporting Limits In the ICSA
b-indicates absolute value of the concentration above Reporting Limits but < 2 * Reporting Limits in the ICSA
c-indicates the recovery failed the Qc Criteria in the ICSAB
u-indicates the absolute value of the concentration was below the reporting limit

Qc Limits: 200.7, 6020B < 2 * Reporting Limit
6010D < Reporting Limit

FORM5/FORM7

SPIKE RECOVERY DATA

PREP BATCH: 97939

Instrument Type: ICP/HG

Analytical Method(s):6010D/200.7/7470A/7471B/245.1 ICP units in ppm, ICPMS and Hg in ppb

TxtQcType: LCSMR Matrix: SOIL SampleID: LCS 97939 MR

Analyte	BatchId	DF	Data File	Seq#:	Spk Conc:	Spk Added	Recov	Qual	Lo Lim	Hi Lim
Aluminum	97939	1	S28321A3	16	71.4097	95.10	75		54	155
Barium	97939	1	S28321A3	16	2.4878	2.49	100		72	120
Calcium	97939	1	S28321A3	16	72.2479	62.00	117		84	142
Chromium	97939	1	S28321A3	16	0.5212	0.538	97		69	128
Cobalt	97939	1	S28321B3	16	0.5747	0.599	96		70	117
Copper	97939	1	S28321A3	16	1.6749	1.60	105		70	116
Iron	97939	1	S28321A3	16	163.1110	168	97		45	170
Lead	97939	1	S28321A3	16	0.7826	0.809	97		63	121
Magnesium	97939	1	S28321A3	16	30.0022	30.40	99		70	139
Manganese	97939	1	S28321A3	16	4.9165	4.94	100		75	120
Mercury	97939	1	H28321S	13	20.8100	34.32	61		42	110
Nickel	97939	1	S28321A3	16	1.4282	1.43	100		65	120
Zinc	97939	1	S28321A3	16	2.3334	2.44	96		66	123

TxtQcType: LCS Matrix: SOIL SampleID: LCS 97939

Analyte	BatchId	DF	Data File	Seq#:	Spk Conc:	Spk Added	Recov	Qual	Lo Lim	Hi Lim
Aluminum	97939	1	S28321A3	15	65.8087	95.10	69		54	155
Barium	97939	1	S28321A3	15	2.1759	2.49	87		72	120
Calcium	97939	1	S28321A3	15	64.5868	62.00	104		84	142
Chromium	97939	1	S28321A3	15	0.4597	0.538	85		69	128
Cobalt	97939	1	S28321B3	15	0.5224	0.599	87		70	117
Copper	97939	1	S28321A3	15	1.4614	1.60	91		70	116
Iron	97939	1	S28321A3	15	140.0500	168	83		45	170
Lead	97939	1	S28321A3	15	0.6745	0.809	83		63	121
Magnesium	97939	1	S28321A3	15	27.3007	30.40	90		70	139
Manganese	97939	1	S28321A3	15	4.3672	4.94	88		75	120
Mercury	97939	1	H28321S	12	22.7700	34.32	66		42	110
Nickel	97939	1	S28321A3	15	1.2619	1.43	88		65	120
Zinc	97939	1	S28321A3	15	2.0606	2.44	84		66	123

TxtQcType: MSD Matrix: SOIL SampleID: AD29413-003

Analyte	BatchId	DF	Data File	Seq#:	NS Data Fil	Seq#	Spk Conc:	NS Conc:	Spk Added	Recov	Qual	Lo Lim	Hi Lim
Aluminum	97939	1	S28321A3	20	S28321A3	17	62.3868	45.4754	5.0	338	b	75	125
Barium	97939	1	S28321A3	20	S28321A3	17	0.8379	0.3499	0.5	98		75	125
Calcium	97939	1	S28321A3	20	S28321A3	17	56.3084	12.5684	50	87		75	125
Chromium	97939	1	S28321A3	20	S28321A3	17	0.5657	0.0806	0.5	97		75	125
Cobalt	97939	1	S28321B3	20	S28321B3	17	0.5092	0.0414	0.5	94		75	125
Copper	97939	1	S28321A3	20	S28321A3	17	0.7567	0.1773	0.5	116		75	125
Iron	97939	1	S28321A3	20	S28321A3	17	96.4327	98.0371	5.0	-32	b	75	125
Lead	97939	1	S28321A3	20	S28321A3	17	0.8806	0.4351	0.5	89		75	125
Magnesium	97939	1	S28321A3	20	S28321A3	17	62.1045	13.1908	50	98		75	125
Manganese	97939	1	S28321A3	20	S28321A3	17	2.0614	1.9109	0.5	30	a	75	125
Mercury	97939	1	H28321S	17	H28321S	14	10.7200	.5U	10	107		75	125
Nickel	97939	1	S28321A3	20	S28321A3	17	0.5500	0.0814	0.5	94		75	125
Zinc	97939	1	S28321A3	20	S28321A3	17	1.2550	0.4020	0.5	171	a	75	125

a-Indicates Recovery Failed the criteria b-Indicates Recovery Failed the criteria but non spike concentration >4*spike amount

FORM5/FORM7

SPIKE RECOVERY DATA

PREP BATCH: 97939

Instrument Type: ICP/HG

Analytical Method(s):6010D/200.7/7470A/7471B/245.1

ICP units in ppm, ICPMS and Hg in ppb

TxtQcType: MS Matrix: SOIL SampleID: AD29413-003

Analyte	BatchId	DF	Data File	Seq#:	NS Data Fil	Seq#	Spk Conc:	NS Conc:	Spk Added	Recov	Qual	Lo Lim	Hi Lim
Aluminum	97939	1	S28321A3	19	S28321A3	17	56.9429	45.4754	5.0	229	b	75	125
Barium	97939	1	S28321A3	19	S28321A3	17	0.7778	0.3499	0.5	86		75	125
Calcium	97939	1	S28321A3	19	S28321A3	17	59.2164	12.5684	50	93		75	125
Chromium	97939	1	S28321A3	19	S28321A3	17	0.5507	0.0806	0.5	94		75	125
Cobalt	97939	1	S28321B3	19	S28321B3	17	0.5036	0.0414	0.5	92		75	125
Copper	97939	1	S28321A3	19	S28321A3	17	0.6427	0.1773	0.5	93		75	125
Iron	97939	1	S28321A3	19	S28321A3	17	105.4240	98.0371	5.0	148	b	75	125
Lead	97939	1	S28321A3	19	S28321A3	17	0.7151	0.4351	0.5	56	a	75	125
Magnesium	97939	1	S28321A3	19	S28321A3	17	60.1426	13.1908	50	94		75	125
Manganese	97939	1	S28321A3	19	S28321A3	17	2.2736	1.9109	0.5	73	a	75	125
Mercury	97939	1	H28321S	16	H28321S	14	10.4200	.5U	10	104		75	125
Nickel	97939	1	S28321A3	19	S28321A3	17	0.5313	0.0814	0.5	90		75	125
Zinc	97939	1	S28321A3	19	S28321A3	17	0.7861	0.4020	0.5	77		75	125

a-Indicates Recovery Failed the criteria b-Indicates Recovery Failed the criteria but non spike concentration >4*spike amount

FORM5/FORM7

SPIKE RECOVERY DATA

PREP BATCH: 97939

Instrument Type: ICP/HG

Analytical Method(s):6010D/200.7/7470A/7471B/245.1

ICP units in ppm, ICPMS and Hg in ppb

TxtQcType: PS Matrix: SOIL SampleID: AD29413-003

Analyte	DF	Data File	Seq#:	NS Data Fil	Seq#	Spk Conc:	NS Conc:	Spk Added	Recov	Qual	Lo Lim	Hi Lim
Aluminum	1	S28321A3	21	S28321A3	17	47.9950	45.4754	5.0	50	b	75	125
Barium	1	S28321A3	21	S28321A3	17	0.7665	0.3499	0.50	83		75	125
Calcium	1	S28321A3	21	S28321A3	17	60.6807	12.5684	50	96		75	125
Chromium	1	S28321A3	21	S28321A3	17	0.5222	0.0806	0.50	88		75	125
Cobalt	1	S28321B3	21	S28321B3	17	0.4635	0.0414	0.50	84		75	125
Copper	1	S28321A3	21	S28321A3	17	0.6161	0.1773	0.50	88		75	125
Iron	1	S28321A3	21	S28321A3	17	98.6729	98.0371	5.0	13	b	75	125
Lead	1	S28321A3	21	S28321A3	17	0.8323	0.4351	0.50	79		75	125
Magnesium	1	S28321A3	21	S28321A3	17	61.9490	13.1908	50	98		75	125
Manganese	1	S28321A3	21	S28321A3	17	2.2445	1.9109	0.50	67	a	75	125
Nickel	1	S28321A3	21	S28321A3	17	0.5089	0.0814	0.50	86		75	125
Zinc	1	S28321A3	21	S28321A3	17	0.8048	0.4020	0.50	81		75	125

a-Indicates Recovery Failed the criteria b-Indicates Recovery Failed the criteria but non spike concentration >4*spike amount

FORM5/FORM7
SPIKE RECOVERY DATA
PREP BATCH: 97940

Instrument Type: ICPMS
Analytical Method(s):6020B/200.8

ICP units in ppm, ICPMS and Hg in ppb

TxtQcType: LCSMR Matrix: SOIL SampleID: LCS MR 97940

Analyte	BatchId	DF	Data File	Seq#:	Spk Conc:	Spk Added	Recov	Qual	Lo Lim	Hi Lim
Antimony	97940	1	S031522A	22	63.3680	138	46		10	132
Arsenic	97940	1	S031522A	22	91.0510	99.4	92		64	119
Beryllium	97940	1	S031522A	22	123.5510	135	92		69	115
Cadmium	97940	1	S031522A	22	70.6110	75.9	93		70	116
Potassium	97940	1	S031522A	22	1988.6580	2260	88		61	140
Selenium	97940	1	S031522A	22	129.3220	143	90		59	119
Silver	97940	1	S031522A	22	25.4630	28.8	88		63	124
Sodium	97940	1	S031522A	22	3521.5860	3420	103		64	125
Thallium	97940	1	S031522A	22	76.9150	86.1	89		59	123
Vanadium	97940	1	S031522A	22	77.5800	92.8	84		63	129

TxtQcType: LCS Matrix: SOIL SampleID: LCS 97940

Analyte	BatchId	DF	Data File	Seq#:	Spk Conc:	Spk Added	Recov	Qual	Lo Lim	Hi Lim
Antimony	97940	1	S031522A	21	60.4520	138	44		10	132
Arsenic	97940	1	S031522A	21	87.4770	99.4	88		64	119
Beryllium	97940	1	S031522A	21	119.7720	135	89		69	115
Cadmium	97940	1	S031522A	21	68.9550	75.9	91		70	116
Potassium	97940	1	S031522A	21	1946.5680	2260	86		61	140
Selenium	97940	1	S031522A	21	123.9180	143	87		59	119
Silver	97940	1	S031522A	21	24.6490	28.8	86		63	124
Sodium	97940	1	S031522A	21	3445.3790	3420	101		64	125
Thallium	97940	1	S031522A	21	75.2210	86.1	87		59	123
Vanadium	97940	1	S031522A	21	75.5520	92.8	81		63	129

TxtQcType: MSD Matrix: SOIL SampleID: AD29413-003

Analyte	BatchId	DF	Data File	Seq#:	NS Data Fil	Seq#	Spk Conc:	NS Conc:	Spk Added	Recov	Qual	Lo Lim	Hi Lim
Antimony	97940	1	S031522A	27	S031522A	23	110.0190	4U	250	44	a	75	125
Arsenic	97940	1	S031522A	27	S031522A	23	241.2330	6.1050	250	94		75	125
Beryllium	97940	1	S031522A	27	S031522A	23	218.6110	1.3860	250	87		75	125
Cadmium	97940	1	S031522A	27	S031522A	23	235.3990	2U	250	94		75	125
Potassium	97940	1	S031522A	27	S031522A	23	26250.5830	2109.1450	25000	97		75	125
Selenium	97940	1	S031522A	27	S031522A	23	221.9490	10U	250	89		75	125
Silver	97940	1	S031522A	27	S031522A	23	45.0140	1U	50	90		75	125
Sodium	97940	1	S031522A	27	S031522A	23	24825.7700	1130.3170	25000	95		75	125
Thallium	97940	1	S031522A	27	S031522A	23	213.2420	2U	250	85		75	125
Vanadium	97940	1	S031522A	27	S031522A	23	277.6910	37.9750	250	96		75	125

TxtQcType: MS Matrix: SOIL SampleID: AD29413-003

Analyte	BatchId	DF	Data File	Seq#:	NS Data Fil	Seq#	Spk Conc:	NS Conc:	Spk Added	Recov	Qual	Lo Lim	Hi Lim
Antimony	97940	1	S031522A	26	S031522A	23	115.0200	4U	250	46	a	75	125
Arsenic	97940	1	S031522A	26	S031522A	23	239.4840	6.1050	250	93		75	125
Beryllium	97940	1	S031522A	26	S031522A	23	228.5020	1.3860	250	91		75	125
Cadmium	97940	1	S031522A	26	S031522A	23	239.6530	2U	250	96		75	125
Potassium	97940	1	S031522A	26	S031522A	23	25753.8790	2109.1450	25000	95		75	125
Selenium	97940	1	S031522A	26	S031522A	23	224.9390	10U	250	90		75	125
Silver	97940	1	S031522A	26	S031522A	23	45.6460	1U	50	91		75	125
Sodium	97940	1	S031522A	26	S031522A	23	24685.8380	1130.3170	25000	94		75	125
Thallium	97940	1	S031522A	26	S031522A	23	220.6250	2U	250	88		75	125
Vanadium	97940	1	S031522A	26	S031522A	23	275.5250	37.9750	250	95		75	125

a-Indicates Recovery Failed the criteria b-Indicates Recovery Failed the criteria but non spike concentration >4*spike amount

FORM5/FORM7
SPIKE RECOVERY DATA
PREP BATCH: 97940

Instrument Type: ICPMS
Analytical Method(s):6020B/200.8

ICP units in ppm, ICPMS and Hg in ppb

TxtQcType: PS Matrix: SOIL SampleID: AD29413-003

Analyte	DF	Data File	Seq#:	NS Data Fil	Seq#	Spk Conc:	NS Conc:	Spk Added	Recov	Qual	Lo Lim	Hi Lim
Antimony	1	S031522A	28	S031522A	23	52.5830	4U	50	105		75	125
Arsenic	1	S031522A	28	S031522A	23	57.3210	6.1050	50	102		75	125
Beryllium	1	S031522A	28	S031522A	23	50.8380	1.3860	50	99		75	125
Cadmium	1	S031522A	28	S031522A	23	50.7760	2U	50	102		75	125
Potassium	1	S031522A	28	S031522A	23	7396.2900	2109.1450	5000	106		75	125
Selenium	1	S031522A	28	S031522A	23	259.6630	10U	250	104		75	125
Silver	1	S031522A	28	S031522A	23	51.8880	1U	50	104		75	125
Sodium	1	S031522A	28	S031522A	23	6394.7350	1130.3170	5000	105		75	125
Thallium	1	S031522A	28	S031522A	23	50.9860	2U	50	102		75	125
Vanadium	1	S031522A	28	S031522A	23	89.1530	37.9750	50	102		75	125

a-Indicates Recovery Failed the criteria b-Indicates Recovery Failed the criteria but non spike concentration >4*spike amount

FORM6/FORM9

RPD/%Difference Data

PREP BATCH: 97939

Instrument Type: ICP/HG

Analytical Method(s):6010D/200.7/7470A/7471B/245.1 ICP units in ppm, ICPMS and Hg in ppb

TxtQcType: LCSMR Matrix: SOIL SampleID: LCS 97939 MR

Analyte	BatchId	Data File	Seq#:	NS File	Seq#	Result 1	Result 2	RPD		Limit
Aluminum	97939	S28321A3	16	S28321A3	15	71.4097	65.8087	8.2		20
Barium	97939	S28321A3	16	S28321A3	15	2.4878	2.1759	13		20
Calcium	97939	S28321A3	16	S28321A3	15	72.2479	64.5868	11		20
Chromium	97939	S28321A3	16	S28321A3	15	0.5212	0.4597	13		20
Cobalt	97939	S28321B3	16	S28321B3	15	0.5747	0.5224	9.5		20
Copper	97939	S28321A3	16	S28321A3	15	1.6749	1.4614	14		20
Iron	97939	S28321A3	16	S28321A3	15	163.1110	140.0500	15		20
Lead	97939	S28321A3	16	S28321A3	15	0.7826	0.6745	15		20
Magnesium	97939	S28321A3	16	S28321A3	15	30.0022	27.3007	9.4		20
Manganese	97939	S28321A3	16	S28321A3	15	4.9165	4.3672	12		20
Mercury	97939	H28321S	13	H28321S	12	20.8100	22.7700	9		20
Nickel	97939	S28321A3	16	S28321A3	15	1.4282	1.2619	12		20
Zinc	97939	S28321A3	16	S28321A3	15	2.3334	2.0606	12		20

TxtQcType: MR Matrix: SOIL SampleID: AD29413-003

Analyte	BatchId	Data File	Seq#:	NS File	Seq#	Result 1	Result 2	RPD		Limit
Aluminum	97939	S28321A3	18	S28321A3	17	36.0276	45.4754	23	a	20
Barium	97939	S28321A3	18	S28321A3	17	0.2809	0.3499	22	b	20
Calcium	97939	S28321A3	18	S28321A3	17	10U	12.5684	---		20
Chromium	97939	S28321A3	18	S28321A3	17	0.0706	0.0806	13		20
Cobalt	97939	S28321B3	18	S28321B3	17	0.0404	0.0414	2.4		20
Copper	97939	S28321A3	18	S28321A3	17	0.1463	0.1773	19		20
Iron	97939	S28321A3	18	S28321A3	17	81.7201	98.0371	18		20
Lead	97939	S28321A3	18	S28321A3	17	0.1860	0.4351	80	b	20
Magnesium	97939	S28321A3	18	S28321A3	17	11.5014	13.1908	14		20
Manganese	97939	S28321A3	18	S28321A3	17	1.4135	1.9109	30	a	20
Mercury	97939	H28321S	15	H28321S	14	.5U	.5U	---		20
Nickel	97939	S28321A3	18	S28321A3	17	0.0746	0.0814	8.7		20
Zinc	97939	S28321A3	18	S28321A3	17	0.3077	0.4020	27	b	20

TxtQcType: MSD Matrix: SOIL SampleID: AD29413-003

Analyte	BatchId	Data File	Seq#:	MS File	Seq#	Result 1	Result 2	RPD		Limit
Aluminum	97939	S28321A3	20	S28321A3	19	62.3868	56.9429	9.1		20
Barium	97939	S28321A3	20	S28321A3	19	0.8379	0.7778	7.4		20
Calcium	97939	S28321A3	20	S28321A3	19	56.3084	59.2164	5		20
Chromium	97939	S28321A3	20	S28321A3	19	0.5657	0.5507	2.7		20
Cobalt	97939	S28321B3	20	S28321B3	19	0.5092	0.5036	1.1		20
Copper	97939	S28321A3	20	S28321A3	19	0.7567	0.6427	16		20
Iron	97939	S28321A3	20	S28321A3	19	96.4327	105.4240	8.9		20
Lead	97939	S28321A3	20	S28321A3	19	0.8806	0.7151	21	a	20
Magnesium	97939	S28321A3	20	S28321A3	19	62.1045	60.1426	3.2		20
Manganese	97939	S28321A3	20	S28321A3	19	2.0614	2.2736	9.8		20
Mercury	97939	H28321S	17	H28321S	16	10.7200	10.4200	2.8		20
Nickel	97939	S28321A3	20	S28321A3	19	0.5500	0.5313	3.5		20
Zinc	97939	S28321A3	20	S28321A3	19	1.2550	0.7861	46	a	20

a-Indicates Rpd Failed the criteria

b-Method Rep Out but concentrations < 5*RL

c-Serial dilution Out but conc < 10 * IDL

FORM6/FORM9

RPD/%Difference Data

PREP BATCH: 97939

Instrument Type: ICP/HG

Analytical Method(s):6010D/200.7/7470A/7471B/245.1 ICP units in ppm, ICPMS and Hg in ppb

TxtQcType: SD Matrix: SOIL SampleID: AD29413-003

Analyte	BatchId	Data File	Seq#:	NS File	Seq#	DF	Result 1	Result 2	%Diff		Limit
Aluminum	97939	S28321A3	22	S28321A3	17	5	9.2246	45.4754	1.4		20
Barium	97939	S28321A3	22	S28321A3	17	5	0.0733	0.3499	4.8		20
Calcium	97939	S28321A3	22	S28321A3	17	5	2.5754	12.5684	2.5		20
Chromium	97939	S28321A3	22	S28321A3	17	5	0.0160	0.0806	0.74		20
Cobalt	97939	S28321B3	22	S28321B3	17	5	0.0085	0.0414	2.9		20
Copper	97939	S28321A3	22	S28321A3	17	5	0.0444	0.1773	25	a	20
Iron	97939	S28321A3	22	S28321A3	17	5	19.7999	98.0371	0.98		20
Lead	97939	S28321A3	22	S28321A3	17	5	0.0864	0.4351	0.72		20
Magnesium	97939	S28321A3	22	S28321A3	17	5	2.8828	13.1908	9.3		20
Manganese	97939	S28321A3	22	S28321A3	17	5	0.3870	1.9109	1.3		20
Nickel	97939	S28321A3	22	S28321A3	17	5	0.0180	0.0814	10		20
Zinc	97939	S28321A3	22	S28321A3	17	5	0.0839	0.4020	4.4		20

a-Indicates Rpd Failed the criteria

b-Method Rep Out but concentrations < 5*RL

c-Serial dilution Out but conc < 10 * IDL

FORM6/FORM9

RPD/%Difference Data

PREP BATCH: 97940

Instrument Type: ICPMS

Analytical Method(s):6020B/200.8

ICP units in ppm, ICPMS and Hg in ppb

TxtQcType: LCSMR Matrix: SOIL SampleID: LCS MR 97940

Analyte	BatchId	Data File	Seq#:	NS File	Seq#	Result 1	Result 2	RPD		Limit
Antimony	97940	S031522A	22	S031522A	21	63.3680	60.4520	4.7		20
Arsenic	97940	S031522A	22	S031522A	21	91.0510	87.4770	4		20
Beryllium	97940	S031522A	22	S031522A	21	123.5510	119.7720	3.1		20
Cadmium	97940	S031522A	22	S031522A	21	70.6110	68.9550	2.4		20
Potassium	97940	S031522A	22	S031522A	21	1988.6580	1946.5680	2.1		20
Selenium	97940	S031522A	22	S031522A	21	129.3220	123.9180	4.3		20
Silver	97940	S031522A	22	S031522A	21	25.4630	24.6490	3.2		20
Sodium	97940	S031522A	22	S031522A	21	3521.5860	3445.3790	2.2		20
Thallium	97940	S031522A	22	S031522A	21	76.9150	75.2210	2.2		20
Vanadium	97940	S031522A	22	S031522A	21	77.5800	75.5520	2.6		20

TxtQcType: MR Matrix: SOIL SampleID: AD29413-003

Analyte	BatchId	Data File	Seq#:	NS File	Seq#	Result 1	Result 2	RPD		Limit
Antimony	97940	S031522A	24	S031522A	23	4U	4U	---		20
Arsenic	97940	S031522A	24	S031522A	23	11.3620	6.1050	60	a	20
Beryllium	97940	S031522A	24	S031522A	23	2.5250	1.3860	58	b	20
Cadmium	97940	S031522A	24	S031522A	23	2U	2U	---		20
Potassium	97940	S031522A	24	S031522A	23	2221.4900	2109.1450	5.2		20
Selenium	97940	S031522A	24	S031522A	23	10U	10U	---		20
Silver	97940	S031522A	24	S031522A	23	1U	1U	---		20
Sodium	97940	S031522A	24	S031522A	23	1194.1540	1130.3170	5.5		20
Thallium	97940	S031522A	24	S031522A	23	2U	2U	---		20
Vanadium	97940	S031522A	24	S031522A	23	58.6220	37.9750	43	a	20

TxtQcType: MSD Matrix: SOIL SampleID: AD29413-003

Analyte	BatchId	Data File	Seq#:	MS File	Seq#	Result 1	Result 2	RPD		Limit
Antimony	97940	S031522A	27	S031522A	26	110.0190	115.0200	4.4		20
Arsenic	97940	S031522A	27	S031522A	26	241.2330	239.4840	.73		20
Beryllium	97940	S031522A	27	S031522A	26	218.6110	228.5020	4.4		20
Cadmium	97940	S031522A	27	S031522A	26	235.3990	239.6530	1.8		20
Potassium	97940	S031522A	27	S031522A	26	26250.5830	25753.8790	1.9		20
Selenium	97940	S031522A	27	S031522A	26	221.9490	224.9390	1.3		20
Silver	97940	S031522A	27	S031522A	26	45.0140	45.6460	1.4		20
Sodium	97940	S031522A	27	S031522A	26	24825.7700	24685.8380	.57		20
Thallium	97940	S031522A	27	S031522A	26	213.2420	220.6250	3.4		20
Vanadium	97940	S031522A	27	S031522A	26	277.6910	275.5250	.78		20

TxtQcType: SD Matrix: SOIL SampleID: AD29413-003

Analyte	BatchId	Data File	Seq#:	NS File	Seq#	DF	Result 1	Result 2	%Diff		Limit
Antimony	97940	S031522A	25	S031522A	23	5	0.1490	1.0170	27	c	20
Arsenic	97940	S031522A	25	S031522A	23	5	1.2250	6.1050	0.33		20
Beryllium	97940	S031522A	25	S031522A	23	5	0.2980	1.3860	7.5		20
Cadmium	97940	S031522A	25	S031522A	23	5	0.0520	0.3080	16	c	20
Potassium	97940	S031522A	25	S031522A	23	5	419.7460	2109.1450	0.49		20
Selenium	97940	S031522A	25	S031522A	23	5	0.9800	4.5680	7.3		20
Silver	97940	S031522A	25	S031522A	23	5	0.0720	0.4560	21	c	20
Sodium	97940	S031522A	25	S031522A	23	5	207.4270	1130.3170	8.2		20
Thallium	97940	S031522A	25	S031522A	23	5	0.0510	0.2770	7.9		20
Vanadium	97940	S031522A	25	S031522A	23	5	7.4390	37.9750	2.1		20

a-Indicates Rpd Failed the criteria

b-Method Rep Out but concentrations < 5*RL

c-Serial dilution Out but conc < 10 * IDL

Hampton-Clarke

ICP SAMPLE PREPARATION LOG

ANALYTICAL METHOD: 3010A 3005A 3050B 200.7/200.8 OTHER_____

Batch No.: 28321 Analyst: KJ

QC Number: 97939 Prep Date: 3/15/22

Matrix: SOIL (6010) Reviewed By: AMS

LAB ID#	ICP		ICP-MS (Secondary dil)		TCLP		COMMENTS
	Initial	Final	Aliquot	Final	Eff	TCLP	
Method blank	50mL	50mL				--	
LCS	0.5g					--	
LCSD						--	
1. 29413 -003							Samples are combined prior to analysis to provide extra sample volume for analysis
1. Analytical Duplicate -003							
MR -003							
MS -003							Balance used: 039
MSD -003							Pipettes used: 153, 149
2. 29415 -001							
3. -002							Hot Block used: 5
4. -005							
3/15 KS 5. ~~29422~~ -006							
6. 29422 -004							
7. -008							
8. ~~29373~~ -006							
9. 29373 -001							
10. 29374 -001							
11. 29414 -002							
12. -003							
13. -004							
14. -004							
15. -005							
16.							
17.							
18.							
19.							
20.							

Hot Plate Temperature: 92.7° C (90-95° C) Start Time: 12:00pm End Time: 1:30pm

	Volume mL	Lot #
LCS, LCSD	0.5g	V- 144961
LLLCS, LLLCSD		V-
MS, MSD	0.25mL	V- 14276, 14229, 366978
LLMS, LLMSD		V-

Acid	Vol mL	Lot#
HNO_3	2.5mL	V- 14404
HCl	5.0mL	V- 14316
H_2O_2	1.5mL	V- 14240

Acid	Vol mL	Lot#
1:1 HNO_3	5.0mL	V- 365186
1:1 HCl		V-

Relinquished By KJ Date 3/15/22

Received By AMS Date 3/17/22

T:\QC\FORMS\LOGBOOK FORMS\METALS\ICP sample prep log 2018 DOD.DOC

Hampton-Clarke

ICP SAMPLE PREPARATION LOG

ANALYTICAL METHOD: 3010A 3005A (3050B) 200.7/200.8 OTHER_____

Batch No.: 28322 Analyst: KJ

QC Number: 97940 Prep Date: 3/15/22

Matrix: SOIL (6020) Reviewed By: [illegible]

LAB ID#	ICP		ICP-MS (Secondary dil)		TCLP		COMMENTS
	Initial	Final	Aliquot	Final	Eff	TCLP	
Method blank	50mL	50mL	25mL	50mL		–	
LCS	0.1g					–	
LCSD	↓					–	
1. 29413 -003	0.5g						Samples are combined prior to analysis to provide extra sample volume for analysis
~~1. Analytical Duplicate~~							
MR -003							
MS -003							Balance used: 034
MSD -003							Pipettes used: 153, 149
2. 29415 -001							
3. -002							Hot Block used: 4
4. -005							
5. -006							
6. 29422 -002							
7. -004							
8. -006							
9. 29373 -001							
10. 29374 -001							
11. 29419 -001							
12. -002							
13. -003							
14. -004							
15. -005							
16. 29417 -001							
17. -002							
18. -003							
19. -004							
20.							

Hot Plate Temperature: 92.7° C (90-95° C) Start Time: 12:00pm End Time: 1:30pm

	Volume mL	Lot #
LCS, LCSD	0.1g	V- 14461
LLLCS, LLLCSD		V-
MS, MSD	0.25mL	V- 19276, 1427
LLMS, LLMSD		V-

Acid	Vol mL	Lot#
HNO_3	2.5mL	V- 14404
HCl	1.0mL	V- 14316
H_2O_2	1.5mL	V- 14240

Acid	Vol mL	Lot#
1:1 HNO_3	5.0mL	V- 365186
1:1 HCl		V-

Relinquished By KJ Date 3/15/22

Received By [illegible] Date 3/15/22

T:\QC\FORMS\LOGBOOK FORMS\METALS\ICP sample prep log 2018 DOD.DOC

Hampton-Clarke/Veritech

HG SAMPLE PREPARATION LOG

ANALYTICAL METHOD: 245.1 7470A (7471B) OTHER_____

Batch No.:* 28321

QC Number: 97939

Matrix: SOIL

Analyst: KJ

Prep Date: 3/15/22

Review By: AMS

LAB ID#	MERCURY INITIAL	MERCURY FINAL	COMMENTS	STANDARDS
Method blank	25 mL	25 mL		CAL CURVE BLK 0ppb V- 368738
LCS	0.15g			
LCSD				STD 0.2 ppb V- 368739
1 29413 -003				STD 0.5 ppb V- 368740
MR -003				STD 1.0 ppb V- 368741
MS -003				STD 2.0 ppb V- 368742
MSD -003				STD 5.0 ppb V- 368743
2 29415 -001				STD 10.0 ppb V- 368744
3 -002				STD 25.0 ppb V- 368745
4 -005				ICV 10.0 ppb V- 368736
5 -006				CCV 20.0 ppb V- 368737
6 29422 -002				
7 -004				
8 -006				Balance used: 034
9 29373 -001				Pipettes used: 153, 149, 143
10 29374 -001				
11				Hot Block used: 6
12				
13				
14				
15				
16				
17				
18				
19				
20				

Lot Numbers	Volume (mL)	Acid	Volume (mL)	Lot #
$KMnO_4$: V- 365184	3.75 mL	HNO3		V-
$K_2S_2O_8$: V-		HCl		V-
NH_2OH: V- 367365	1.5 mL	H2SO4		V-
		Aqua Regia	1.25 mL	V- 368735

**Block Temp.: °C 95-100
Time In Block: 12:40 PM
Time Out of Block: 1:30 PM

Spike Volume & Lot #

☐ LCS V- 14461 (0.15g) 0.25 ml

☐ MS V- 368693 0.250 ml

Standards/Control Batch B- 32519

StartTime: 12:00 PM

EndTime: 1:20 PM

**Temperature
245.1 / 7470A: 90-95C
7471B: 92-98C

Relinquished By: KJ

*25 mLs of each standard was digested with this batch using the same reagents and at the same time as the above samples. The preparation of each standard may be referenced in Veriprog using the standard batch number and the corresponding V #s.

HG PREP 2018

Run Log

Data File: W:\METALS.FRM\ICPDATA\New\PEICP3A\S28321A3.txt

Analysis Date: 03/16/22

Instrument PEICP3A

Sample Id	DF	Qc Type	Time	Run #	Test Group	Rept Limit Matrix	Qc Matrix	Anal Method	Prep Batch	Comments:	Stds:
CALBLK V-367470	1	CAL	10:37	1							V-367470(ICB/CCB)
CALST2 V-367473	1	CAL	10:40	2							V-367473(LLICV/LLCCV soil)
CALST3 V-367475	1	CAL	10:44	3							V-367475(ICS3 - Middle Std)
CALST4 V-367474	1	CAL	10:48	4							V-367474(ICS4 High std)
ICV V-367471	1	ICV	10:51	5							V-367471(CCV)
ICB V-367470	1	ICB	10:56	6							V-367470(ICB/CCB)
LRS V-367476	1	LRS	10:59	7		SOIL	SOIL	SW846	97939		V-367476(LRS)
ICS3 V-367475	1	ICS	11:04	8							V-367475(ICS3 - Middle Std)
RINSE	1	NA	11:08	9		SOIL	SOIL	SW846	97939		()
LLICV V-367473	1	LLICV	11:11	10		SOIL	SOIL	SW846	97939		V-367473(LLICV/LLCCV soil)
ICSA V-365856	1	ICSA	11:15	11							V-365856(ICSA)
CCV V-367471	1	CCV	11:20	12							V-367471(CCV)
CCB V-367470	1	CCB	11:24	13							V-367470(ICB/CCB)
MB 97939 (100)	1	MB	11:27	14		SOIL	SOIL	SW846	97939		()
LCS 97939	1	LCS	11:31	15		SOIL	SOIL	SW846	97939		()
LCS 97939 MR	1	LCS	11:35	16		SOIL	SOIL	SW846	97939		()
AD29413-003	1	SMP	11:39	17	MET-TAL6010S	SOIL	SOIL	SW846	97939		()
AD29413-003	1	MR	11:43	18		SOIL	SOIL	SW846	97939		()
AD29413-003	1	MS	11:47	19		SOIL	SOIL	SW846	97939		()
AD29413-003	1	MSD	11:51	20		SOIL	SOIL	SW846	97939		()
AD29413-003	1	PS	11:55	21		SOIL	SOIL	SW846	97939		()
AD29413-003	5	SD	11:58	22		SOIL	SOIL	SW846	97939		()
CCV V-367471	1	CCV	12:02	23						Co failed	V-367471(CCV)
CCB V-367470	1	CCB	12:06	24							V-367470(ICB/CCB)
AD29414-001	1	SMP	12:10	25	MET-2-SOIL	SOIL	SOIL	SW846	97939		()
AD29414-002	1	SMP	12:13	26	MET-2-SOIL	SOIL	SOIL	SW846	97939		()
AD29414-003	1	SMP	12:17	27	MET-2-SOIL	SOIL	SOIL	SW846	97939		()
AD29414-004	1	SMP	12:20	28	MET-2-SOIL	SOIL	SOIL	SW846	97939		()
AD29414-005	1	SMP	12:24	29	MET-2-SOIL	SOIL	SOIL	SW846	97939		()
CCV V-367471	1	CCV	12:29	30							V-367471(CCV)
CCB V-367470	1	CCB	12:33	31							V-367470(ICB/CCB)
AD29415-001	1	SMP	12:36	32	MET-TAL6010S	SOIL	SOIL	SW846	97939	Ca,Pb,Ba>LRS, Ca not reported	()
AD29415-002	1	SMP	12:40	33	MET-TAL6010S	SOIL	SOIL	SW846	97939		()
AD29415-005	1	SMP	12:44	34	MET-TAL6010S	SOIL	SOIL	SW846	97939		()
AD29415-006	1	SMP	12:47	35	MET-TAL6010S	SOIL	SOIL	SW846	97939		()
AD29422-002	1	SMP	12:52	36	MET-TAL6010S	SOIL	SOIL	SW846	97939		()
AD29415-001	10	SMP	12:57	37	MET-TAL6010S	SOIL	SOIL	SW846	97939	Ca,Pb,Ba reported	()
AD29422-004	1	SMP	13:01	38	MET-TAL6010S	SOIL	SOIL	SW846	97939		()
AD29422-006	1	SMP	13:05	39	MET-TAL6010S	SOIL	SOIL	SW846	97939		()
AD29373-001	1	SMP	13:10	40	MET-8-SOIL	SOIL	SOIL	SW846	97939		()
AD29374-001	1	SMP	13:13	41	MET-8-SOIL	SOIL	SOIL	SW846	97939		()
CCV V-367471	1	CCV	13:17	42							V-367471(CCV)
CCB V-367470	1	CCB	13:20	43							V-367470(ICB/CCB)
MB 97935 (100)	1	MB	13:24	44		SOIL	SOIL	SW846	97935		()
LCS 97935	1	LCS	13:28	45		SOIL	SOIL	SW846	97935		()
LCS 97935 MR	1	LCS	13:32	46		SOIL	SOIL	SW846	97935		()
AD29383-003	1	SMP	13:36	47	MET-TAL6010S	SOIL	SOIL	SW846	97935		()
AD29383-003	1	MR	13:40	48	MET-TAL6010S	SOIL	SOIL	SW846	97935		()
AD29383-003	1	MS	13:44	49	MET-TAL6010S	SOIL	SOIL	SW846	97935		()
AD29383-003	1	MSD	13:48	50	MET-TAL6010S	SOIL	SOIL	SW846	97935		()
AD29383-003	1	PS	13:52	51	MET-TAL6010S	SOIL	SOIL	SW846	97935		()
AD29383-003	5	SD	13:55	52	MET-TAL6010S	SOIL	SOIL	SW846	97935		()
CCV V-367471	1	CCV	13:59	53							V-367471(CCV)
CCB V-367470	1	CCB	14:03	54							V-367470(ICB/CCB)
AD29148-006	1	SMP	14:06	55	MET-TAL6010S	SOIL	SOIL	SW846	97935		()
AD29391-001	1	SMP	14:10	56	MET-TAL6010S	SOIL	SOIL	SW846	97935		()
AD29402-001	3	SMP	14:15	57	MET-TAL6010S	SOIL	SOIL	SW846	97935	Cu reported	()
AD29402-004	10	SMP	14:19	58	MET-TAL6010S	SOIL	SOIL	SW846	97935	Cu reported	()
AD29402-007	2	SMP	14:23	59	MET-TAL6010S	SOIL	SOIL	SW846	97935	Cu,Cr reported	()
AD29402-007	10	SMP	14:27	60	MET-TAL6010S	SOIL	SOIL	SW846	97935	Ca reported	()

Comments/Reviewedby:

asilva
192.168.1.105 3/16/2022 1:31:17 PM

Run is Ok
Co & Mo not reported

3/18/22

Note: ICP-MS dilution factor column does not reflect dilution which is performed prior to analysis. Secondary analytical dilution is documented on prep log. Dilution Factor:_____

Standard/Batch/SnCl2 Lot #:

Run Log

Data File: W:\METALS.FRM\ICPDATA\New\PEICP3A\S28321A3.txt

Analysis Date: 03/16/22

Instrument PEICP3A

Sample Id	DF	Qc Type	Time	Run #	Test Group	Rept Limit Matrix	Qc Matrix	Anal Method	Prep Batch	Comments:	Stds:
AD29402-010	5	SMP	14:31	61	MET-TAL6010S	SOIL	SOIL	SW846	97935	Cr reported,Cu not reported	()
AD29402-010	10	SMP	14:36	62	MET-TAL6010S	SOIL	SOIL	SW846	97935	Ca reported,Cu not reported	()
AD29403-013	3	SMP	14:40	63	MET-TAL6010S	SOIL	SOIL	SW846	97935		()
CCV V-367471	1	CCV	14:44	64							V-367471(CCV)
CCB V-367470	1	CCB	14:48	65							V-367470(ICB/CCB)

Comments/Reviewedby:

asilva
192.168.1.105 3/16/2022 1:31:17 PM

Run is Ok
Co & Mo not reported

3/18/22

Note: ICP-MS dilution factor column does not reflect dilution which is performed prior to analysis. Secondary analytical dilution is documented on prep log. Dilution Factor:_____

Standard/Batch/SnCl2 Lot #:

Run Log

Data File: W:\METALS.FRM\ICPDATA\New\PEICP3A\S28321B3.txt

Analysis Date: 03/16/22

Instrument PEICP3A

Sample Id	DF	Qc Type	Time	Run #	Test Group	Rept Limit Matrix	Qc Matrix	Anal Method	Prep Batch	Comments:	Stds:
CALBLK V-367470	1	CAL	16:04	1							V-367470(ICB/CCB)
CALST2 V-367473	1	CAL	16:08	2							V-367473(LLICV/LLCCV soil)
CALST3 V-367475	1	CAL	16:11	3							V-367475(ICS3 - Middle Std)
CALST4 V-367474	1	CAL	16:15	4							V-367474(ICS4 High std)
ICV V-367471	1	ICV	16:19	5							V-367471(CCV)
ICB V-367470	1	ICB	16:23	6							V-367470(ICB/CCB)
LRS V-367476	1	LRS	16:26	7	MET-TAL6010S	SOIL	SOIL	SW846	97939		V-367476(LRS)
ICS3 V-367475	1	ICS	16:31	8							V-367475(ICS3 - Middle Std)
RINSE	1	NA	16:34	9	MET-TAL6010S	SOIL	SOIL	SW846	97939		()
LLICV V-367473	1	LLICV	16:38	10	MET-TAL6010S	SOIL	SOIL	SW846	97939		V-367473(LLICV/LLCCV soil)
ICSA V-365856	1	ICSA	16:41	11							V-365856(ICSA)
CCV V-367471	1	CCV	16:46	12							V-367471(CCV)
CCB V-367470	1	CCB	16:50	13							V-367470(ICB/CCB)
MB 97939 (100)	1	MB	16:53	14	MET-TAL6010S	SOIL	SOIL	SW846	97939	Co reported	()
LCS 97939	1	LCS	16:57	15	MET-TAL6010S	SOIL	SOIL	SW846	97939	Co reported	()
LCS 97939 MR	1	LCS	17:01	16	MET-TAL6010S	SOIL	SOIL	SW846	97939	Co reported	()
AD29413-003	1	SMP	17:05	17	MET-TAL6010S	SOIL	SOIL	SW846	97939	Co reported	()
AD29413-003	1	MR	17:09	18	MET-TAL6010S	SOIL	SOIL	SW846	97939	Co reported	()
AD29413-003	1	MS	17:13	19	MET-TAL6010S	SOIL	SOIL	SW846	97939	Co reported	()
AD29413-003	1	MSD	17:17	20	MET-TAL6010S	SOIL	SOIL	SW846	97939	Co reported	()
AD29413-003	1	PS	17:21	21	MET-TAL6010S	SOIL	SOIL	SW846	97939	Co reported	()
AD29413-003	5	SD	17:25	22	MET-TAL6010S	SOIL	SOIL	SW846	97939	Co reported	()
CCV V-367471	1	CCV	17:28	23							V-367471(CCV)
CCB V-367470	1	CCB	17:32	24							V-367470(ICB/CCB)
AD29415-001	1	SMP	17:36	25	MET-TAL6010S	SOIL	SOIL	SW846	97939	Co reported	()
AD29402-010	20	NA	17:40	26	MET-TAL6010S	SOIL	SOIL	SW846	97935	Missed cup - Cu not reported	()
AD29415-002	1	SMP	17:44	27	MET-TAL6010S	SOIL	SOIL	SW846	97939	Co reported	()
AD29415-005	1	SMP	17:47	28	MET-TAL6010S	SOIL	SOIL	SW846	97939	Co reported	()
AD29415-006	1	SMP	17:51	29	MET-TAL6010S	SOIL	SOIL	SW846	97939	Co reported	()
AD29422-002	1	SMP	17:56	30	MET-TAL6010S	SOIL	SOIL	SW846	97939	Co reported	()
AD29422-004	1	SMP	18:00	31	MET-TAL6010S	SOIL	SOIL	SW846	97939	Co reported	()
AD29422-006	1	SMP	18:05	32	MET-TAL6010S	SOIL	SOIL	SW846	97939	Co reported	()
CCV V-367471	1	CCV	18:09	33						Zn failed	V-367471(CCV)
CCB V-367470	1	CCB	18:13	34							V-367470(ICB/CCB)
MB 97943 (100)	1	MB	18:17	35	MET-TAL6010S	SOIL	SOIL	SW846	97943	Zn not reported	()
LCS 97943	1	LCS	18:21	36	MET-TAL6010S	SOIL	SOIL	SW846	97943	Zn not reported	()
LCS 97943 MR	1	LCS	18:25	37	MET-TAL6010S	SOIL	SOIL	SW846	97943	Zn not reported	()
AD29438-001	1	SMP	18:29	38	MET-TAL6010S	SOIL	SOIL	SW846	97943	Zn not reported	()
AD29438-001	1	MR	18:34	39	MET-TAL6010S	SOIL	SOIL	SW846	97943	Zn not reported	()
AD29438-001	1	MS	18:38	40	MET-TAL6010S	SOIL	SOIL	SW846	97943	Zn not reported	()
AD29438-001	1	MSD	18:42	41	MET-TAL6010S	SOIL	SOIL	SW846	97943	Zn not reported	()
AD29438-001	1	PS	18:46	42	MET-TAL6010S	SOIL	SOIL	SW846	97943	Zn not reported	()
AD29438-001	5	SD	18:51	43	MET-TAL6010S	SOIL	SOIL	SW846	97943	Zn not reported	()
CCV V-367471	1	CCV	18:54	44						Zn failed	V-367471(CCV)
CCB V-367470	1	CCB	18:58	45							V-367470(ICB/CCB)
AD29450-002	1	SMP	19:02	46	MET-PP6010S	SOIL	SOIL	SW846	97943	Zn not reported	()
AD29450-004	1	SMP	19:06	47	MET-PP6010S	SOIL	SOIL	SW846	97943	Zn not reported	()
AD29454-001	1	SMP	19:09	48	MET-TAL6010S	SOIL	SOIL	SW846	97943	Zn not reported	()
AD29438-002	1	SMP	19:14	49	MET-TAL6010S	SOIL	SOIL	SW846	97943	Zn not reported	()
AD29438-003	1	SMP	19:19	50	MET-TAL6010S	SOIL	SOIL	SW846	97943	Zn not reported	()
AD29438-004	1	SMP	19:23	51	MET-TAL6010S	SOIL	SOIL	SW846	97943	Zn not reported	()
AD29438-005	1	SMP	19:28	52	MET-TAL6010S	SOIL	SOIL	SW846	97943	Zn not reported	()
AD29438-006	1	SMP	19:33	53	MET-TAL6010S	SOIL	SOIL	SW846	97943	Zn not reported	()
AD29438-007	1	SMP	19:37	54	MET-TAL6010S	SOIL	SOIL	SW846	97943	Zn not reported	()
CCV V-367471	1	CCV	19:42	55							V-367471(CCV)
CCB V-367470	1	CCB	19:46	56							V-367470(ICB/CCB)
AD29438-008	1	SMP	19:49	57	MET-TAL6010S	SOIL	SOIL	SW846	97943	Zn not reported	()
AD29438-009	1	SMP	19:54	58	MET-TAL6010S	SOIL	SOIL	SW846	97943	Zn not reported	()
AD29438-010	1	SMP	19:59	59	MET-TAL6010S	SOIL	SOIL	SW846	97943	Zn not reported	()
AD29438-011	1	SMP	20:03	60	MET-TAL6010S	SOIL	SOIL	SW846	97943	Zn not reported	()

Comments/Reviewedby:

asilva
192.168.1.105 3/17/2022 9:48:04 AM

Run is Ok
97939 Co reported
97943 Zn not reported

3/18/22

Note: ICP-MS dilution factor column does not reflect dilution which is performed prior to analysis. Secondary analytical dilution is documented on prep log. Dilution Factor:_____

Standard/Batch/SnCl2 Lot #:

Run Log

Data File: W:\METALS.FRM\ICPDATA\New\PEICP3A\S28321B3.txt

Analysis Date: 03/16/22

Instrument PEICP3A

Sample Id	DF	Qc Type	Time	Run #	Test Group	Rept Limit Matrix	Qc Matrix	Anal Method	Prep Batch	Comments:	Stds:
AD29438-012	1	SMP	20:08	61	MET-TAL6010S	SOIL	SOIL	SW846	97943	Zn not reported	()
AD29438-013	1	SMP	20:13	62	MET-TAL6010S	SOIL	SOIL	SW846	97943	Zn not reported	()
AD29438-014	1	SMP	20:17	63	MET-TAL6010S	SOIL	SOIL	SW846	97943	Zn not reported	()
AD29438-015	1	SMP	20:22	64	MET-TAL6010S	SOIL	SOIL	SW846	97943	Zn not reported	()
AD29438-016	1	SMP	20:27	65	MET-TAL6010S	SOIL	SOIL	SW846	97943	Zn not reported	()
AD29438-017	1	SMP	20:31	66	MET-TAL6010S	SOIL	SOIL	SW846	97943	Zn not reported	()
CCV V-367471	1	CCV	20:36	67							V-367471(CCV)
CCB V-367470	1	CCB	20:40	68							V-367470(ICB/CCB)

Comments/Reviewedby:

asilva
192.168.1.105 3/17/2022 9:48:04 AM

Run is Ok
97939 Co reported
97943 Zn not reported

3/18/22

Note: ICP-MS dilution factor column does not reflect dilution which is performed prior to analysis. Secondary analytical dilution is documented on prep log. Dilution Factor:_____

Standard/Batch/SnCl2 Lot #:

Run Log

Data File: W:\METALS.FRM\ICPDATA\New\HGCV4A\H28321S.txt

Analysis Date: 03/16/22

Instrument HGCV4A

Sample Id	DF	Qc Type	Time	Run #	Test Group	Rept Limit Matrix	Qc Matrix	Anal Method	Prep Batch	Comments:	Stds:
Calibration Blank	1	CAL	11:43	1							0
.2 PPB	1	CAL	11:44	2							0
.5 PPB	1	CAL	11:46	3							0
1 PPB	1	CAL	11:48	4							0
2 PPB	1	CAL	11:49	5							0
5 PPB	1	CAL	11:51	6							0
10 PPB	1	CAL	11:52	7							0
25 PPB	1	CAL	11:54	8							0
ICV (2)	1	ICV	11:56	9							0
ICB	1	ICB	11:58	10							0
MB 97939 (167)	1	MB	11:59	11		SOIL	SOIL	SW846	97939		0
LCS 97939	1	LCS	12:01	12		SOIL	SOIL	SW846	97939		0
LCS 97939 MR	1	LCS	12:03	13		SOIL	SOIL	SW846	97939		0
AD29413-003	1	SMP	12:05	14	HG-SOIL	SOIL	SOIL	SW846	97939		0
AD29413-003	1	MR	12:06	15	HG-SOIL	SOIL	SOIL	SW846	97939		0
AD29413-003	1	MS	12:08	16	HG-SOIL	SOIL	SOIL	SW846	97939		0
AD29413-003	1	MSD	12:10	17	HG-SOIL	SOIL	SOIL	SW846	97939		0
AD29415-001	1	SMP	12:12	18	HG-SOIL	SOIL	SOIL	SW846	97939		0
AD29415-002	1	SMP	12:13	19	HG-SOIL	SOIL	SOIL	SW846	97939		0
AD29415-005	1	SMP	12:15	20	HG-SOIL	SOIL	SOIL	SW846	97939		0
CCV	1	CCV	12:16	21							0
CCB	1	CCB	12:18	22							0
AD29415-006	1	SMP	12:20	23	HG-SOIL	SOIL	SOIL	SW846	97939		0
AD29422-002	1	SMP	12:22	24	HG-SOIL	SOIL	SOIL	SW846	97939		0
AD29422-004	1	SMP	12:23	25	HG-SOIL	SOIL	SOIL	SW846	97939		0
AD29422-006	1	SMP	12:25	26	HG-SOIL	SOIL	SOIL	SW846	97939		0
AD29373-001	1	SMP	12:26	27	HG-SOIL	SOIL	SOIL	SW846	97939		0
AD29374-001	1	SMP	12:28	28	HG-SOIL	SOIL	SOIL	SW846	97939		0
CCV	1	CCV	12:29	29							0
CCB	1	CCB	12:31	30							0

Comments/Reviewedby:

asilva
192.168.1.105 3/17/2022 11:19:00 AM

Run is Ok

3/18/22

Note: ICP-MS dilution factor column does not reflect dilution which is performed prior to analysis. Secondary analytical dilution is documented on prep log. Dilution Factor:_____

Standard/Batch/SnCl2 Lot #:

V-368757

Run Log

Data File: W:\METALS.FRM\ICPDATA\New\MS3_7700SWA\S031522ANEW.txt

Analysis Date: 03/15/22

Instrument: MS3_7700SWA

Sample Id	DF	Qc Type	Time	Run #	Test Group	Rept Limit Matrix	Qc Matrix	Anal Method	Prep Batch	Comments:	Stds:
RINSE	1	NA	19:47	1	MET-2-6020	SOIL	SOIL	SW846	97940		0
RINSE	1	NA	19:52	2	MET-2-6020	SOIL	SOIL	SW846	97940		0
CalBlk V-368481	1	ISBLK	19:56	3		SOIL	SOIL				V-368481(Cal Blk WARNING)
CalStd1 V-368482	1	CAL	20:01	4							V-368482(Cal Std-1 WARNING)
CalStd2 V-368483	1	CAL	20:05	5							V-368483(Cal Std-2 WARNING)
CalStd3 V-368484	1	CAL	20:10	6							V-368484(Cal Std-3 WARNING)
CalStd4 V-368485	1	CAL	20:14	7							V-368485(Cal Std-4 WARNING)
CalStd5 V-368486	1	CAL	20:19	8							V-368486(Cal Std-5 WARNING)
ICV V-368487	1	ICV	20:23	9							V-368487(ICV WARNING)
LLICV V-368492	1	LLICV	20:27	10	MET-2-6020	SOIL	SOIL	SW846	97940		V-368492(LL-ICV/CCV SOIL WARNING)
ICB V-368488	1	ICB	20:32	11							V-368488(ICB/CCB WARNING)
ICSA V-368489	1	ICSA	20:36	12							V-368489(ICSA WARNING)
RINSE	1	NA	20:41	13	MET-2-6020	SOIL	SOIL	SW846	97940		0
LRS V-368490	1	LRS	20:45	14	MET-2-6020	SOIL	SOIL	SW846	97940	Ag fail.	V-368490(LRS WARNING)
RINSE	1	NA	20:49	15	MET-2-6020	SOIL	SOIL	SW846	97940		0
RINSE	1	NA	20:54	16	MET-2-6020	SOIL	SOIL	SW846	97940		0
RINSE	1	NA	20:58	17	MET-2-6020	SOIL	SOIL	SW846	97940		0
CCV V-368491	1	CCV	21:03	18							V-368491(CCV WARNING)
CCB V-368488	1	CCB	21:07	19							V-368488(ICB/CCB WARNING)
MB 97940	1	MB	21:12	20	MET-2-6020	SOIL	SOIL	SW846	97940		0
LCS 97940	1	LCS	21:16	21	MET-2-6020	SOIL	SOIL	SW846	97940		0
LCS MR 97940	1	LCS	21:20	22	MET-2-6020	SOIL	SOIL	SW846	97940		0
AD29413-003	1	SMP	21:25	23	MET-TAL6020S	SOIL	SOIL	SW846	97940		0
AD29413-003	1	MR	21:29	24	MET-TAL6020S	SOIL	SOIL	SW846	97940		0
AD29413-003	5	SD	21:33	25	MET-TAL6020S	SOIL	SOIL	SW846	97940		0
AD29413-003	1	MS	21:38	26	MET-TAL6020S	SOIL	SOIL	SW846	97940		0
AD29413-003	1	MSD	21:42	27	MET-TAL6020S	SOIL	SOIL	SW846	97940		0
AD29413-003	1	PS	21:46	28	MET-TAL6020S	SOIL	SOIL	SW846	97940		0
RINSE	1	NA	21:50	29	MET-2-6020	SOIL	SOIL	SW846	97940		0
CCV V-368491	1	CCV	21:55	30							V-368491(CCV WARNING)
CCB V-368488	1	CCB	21:59	31							V-368488(ICB/CCB WARNING)
AD29415-001	1	SMP	22:04	32	MET-TAL6020S	SOIL	SOIL	SW846	97940		0
AD29415-002	1	SMP	22:08	33	MET-TAL6020S	SOIL	SOIL	SW846	97940		0
AD29415-005	1	SMP	22:12	34	MET-TAL6020S	SOIL	SOIL	SW846	97940		0
AD29415-006	1	SMP	22:16	35	MET-TAL6020S	SOIL	SOIL	SW846	97940		0
AD29422-002	1	SMP	22:21	36	MET-TAL6020S	SOIL	SOIL	SW846	97940		0
AD29422-004	1	SMP	22:25	37	MET-TAL6020S	SOIL	SOIL	SW846	97940		0
AD29422-006	1	SMP	22:29	38	MET-TAL6020S	SOIL	SOIL	SW846	97940		0
AD29373-001	1	SMP	22:34	39	MET-4-6020	SOIL	SOIL	SW846	97940		0
AD29374-001	1	SMP	22:38	40	MET-4-6020	SOIL	SOIL	SW846	97940		0
RINSE	1	NA	22:43	41	MET-2-6020	SOIL	SOIL	SW846	97940		0
CCV V-368491	1	CCV	22:47	42							V-368491(CCV WARNING)
CCB V-368488	1	CCB	22:51	43							V-368488(ICB/CCB WARNING)
AD29414-001	1	SMP	22:56	44	MET-4-6020	SOIL	SOIL	SW846	97940		0
AD29414-002	1	SMP	23:00	45	MET-4-6020	SOIL	SOIL	SW846	97940		0
AD29414-003	1	SMP	23:05	46	MET-4-6020	SOIL	SOIL	SW846	97940		0
AD29414-004	1	SMP	23:09	47	MET-4-6020	SOIL	SOIL	SW846	97940		0
AD29414-005	1	SMP	23:14	48	MET-4-6020	SOIL	SOIL	SW846	97940		0
AD29417-001	1	SMP	23:18	49	MET-2-6020	SOIL	SOIL	SW846	97940		0
AD29417-002	1	SMP	23:22	50	MET-2-6020	SOIL	SOIL	SW846	97940		0
AD29417-003	1	SMP	23:27	51	MET-2-6020	SOIL	SOIL	SW846	97940		0
AD29417-004	1	SMP	23:31	52	MET-2-6020	SOIL	SOIL	SW846	97940		0
RINSE	1	NA	23:36	53	MET-2-6020	SOIL	SOIL	SW846	97940		0

Comments/Reviewedby:

pcousineau
192.168.1.23 3/17/2022 11:13:10 AM

B-28318 Report V for 29402-010, 013.
B-28322 Report Ag, As, Be, Cd, K, Mo, Na, Pb, Sb, Se, Tl, V. LRS fail for Ag. Ag LR = 100ppb. PC.

Note: ICP-MS dilution factor column does not reflect dilution which is performed prior to analysis. Secondary analytical dilution is documented on prep log. Dilution Factor: 20 3/15/22

Standard/Batch/SnCl2 Lot #:

Run Log

Data File: W:\METALS.FRM\ICPDATA\New\MS3_7700SWA\S031522ANEW.txt

Analysis Date: 03/15/22

Instrument: MS3_7700SWA

Sample Id	DF	Qc Type	Time	Run #	Test Group	Rept Limit Matrix	Qc Matrix	Anal Method	Prep Batch	Comments:	Stds:
CCV V-368491	1	CCV	23:40	54							V-368491(CCV WARNING)
CCB V-368488	1	CCB	23:44	55							V-368488(ICB/CCB WARNING)
AD29402-010	3	SMP	23:49	56	MET-TAL6020S	SOIL	SOIL	SW846	97936	Report V.	0
AD29402-013	3	SMP	23:53	57	MET-TAL6020S	SOIL	SOIL	SW846	97936	Report V.	0
RINSE	1	NA	23:57	58	MET-TAL6020S	SOIL	SOIL	SW846	97936		0
CCV V-368491	1	CCV	00:02	59							V-368491(CCV WARNING)
CCB V-368488	1	CCB	00:06	60							V-368488(ICB/CCB WARNING)

Comments/Reviewedby:

pcousineau
192.168.1.23 3/17/2022 11:13:10 AM

B-28318 Report V for 29402-010, 013.
B-28322 Report Ag, As, Be, Cd, K, Mo, Na, Pb, Sb, Se, Tl, V. LRS fail for Ag. Ag LR = 100ppb. PC.

Note: ICP-MS dilution factor column does not reflect dilution which is performed prior to analysis. Secondary analytical dilution is documented on prep log. Dilution Factor: 20 3/15/22

Standard/Batch/SnCl2 Lot #:

ICPMS Internal Standard Summary Report

TuneID: 1

Batch/FileID: S031522AN Sample ID: CalBlk V-368481 Sample Date 03/15/22 Sample Time: 19:56

IS ID	Are	Area Limit		
Ho-1	3496806.79	2447764.753	-	4545848.827
In-1	3300900.20	2310630.14	-	4291170.26
Sc-1	2264554.10	1585187.87	-	2943920.33
Tb-1	3714440.71	2600108.497	-	4828772.923

QcType	txtSamId:	Po	Ho-1 Area	In-1 Area	Sc-1 Area	Tb-1 Area	Area	Area	Area	Area
ISBLK	CalBlk V-368481	3	3496806.	3300900.	2264554.	3714440.				
SMP	RINSE	1	3371285.	3216854.	2223119.	3576644.				
SMP	RINSE	2	3343804.	3244157.	2228857.	3587188.				
CAL	CalStd1 V-36848	4	3482040.	3258830.	2262675.	3724000.				
CAL	CalStd2 V-36848	5	3497190.	3248057.	2216859.	3702900.				
CAL	CalStd3 V-36848	6	3482581.	3213246.	2215489.	3713671.				
CAL	CalStd4 V-36848	7	3453495.	3190701.	2183233.	3659721.				
CAL	CalStd5 V-36848	8	3424963.	3117859.	2154567.	3649520.				
ICV	ICV V-368487	9	3450831.	3151874.	2130140.	3679271.				
LLICV	LLICV V-368492	10	3482085.	3179238.	2163661.	3674467.				
ICB	ICB V-368488	11	3417584.	3195772.	2156023.	3628242.				
ICSA	ICSA V-368489	12	3394121.	3018292.	2154672.	3586176.				
SMP	RINSE	13	3426901.	3287216.	2227262.	3657273.				
LRS	LRS V-368490	14	3397256.	3104905.	2209160.	3623555.				
SMP	RINSE	15	3339446.	3192452.	2201122.	3536418.				
SMP	RINSE	16	3309842.	3162176.	2194251.	3549847.				
SMP	RINSE	17	3297529.	3123032.	2187938.	3524634.				
CCV	CCV V-368491	18	3489131.	3265631.	2266750.	3703685.				
CCB	CCB V-368488	19	3461226.	3253132.	2221612.	3646663.				
MB	MB 97940	20	3467623.	3268116.	2224715.	3701256.				
LCS	LCS 97940	21	3508403.	3274810.	2351261.	3764779.				
MR	LCS MR 97940	22	3489864.	3250473.	2374806.	3717944.				
SMP	AD29413-003	23	3552857.	3224882.	2708069.	3800570.				
MR	AD29413-003	24	3591048.	3199327.	2872983.	3832610.				
SD	AD29413-003	25	3380512.	3163498.	2286835.	3609155.				
MS	AD29413-003	26	3510226.	3203567.	2648095.	3756235.				
MSD	AD29413-003	27	3583511.	3202512.	2706344.	3815229.				
PS	AD29413-003	28	3522349.	3187036.	2708148.	3761984.				
SMP	RINSE	29	3254471.	3122389.	2203782.	3504199.				
CCV	CCV V-368491	30	3432000.	3205377.	2251380.	3650652.				
CCB	CCB V-368488	31	3401251.	3253975.	2192123.	3631370.				
SMP	AD29415-001	32	3434370.	3343477.	2517064.	3639705.				
SMP	AD29415-002	33	3589442.	3192348.	2860042.	3817436.				
SMP	AD29415-005	34	3476567.	3061793.	2476512.	3675503.				
SMP	AD29415-006	35	3525723.	3196577.	2802653.	3741557.				
SMP	AD29422-002	36	3473103.	3092380.	2631712.	3691551.				
SMP	AD29422-004	37	3540599.	3110141.	3370434.	* 3786211.				
SMP	AD29422-006	38	3722180.	3143284.	2564245.	3928270.				
SMP	AD29373-001	39	3381427.	3184706.	2186411.	3625290.				
SMP	AD29374-001	40	3453066.	3172250.	2200716.	3628444.				
SMP	RINSE	41	3289736.	3078115.	2094207.	3522655.				
CCV	CCV V-368491	42	3405192.	3162384.	2212967.	3610574.				
CCB	CCB V-368488	43	3374765.	3218372.	2156509.	3631350.				
SMP	AD29414-001	44	3436674.	3181320.	2536066.	3691225.				
SMP	AD29414-002	45	3477097.	3254551.	2519696.	3718973.				
SMP	AD29414-003	46	3465311.	3195390.	2490411.	3696307.				
SMP	AD29414-004	47	3479652.	3240680.	2353137.	3675914.				
SMP	AD29414-005	48	3501701.	3277255.	2539329.	3747989.				

* Indicates Internal Standard Area outside of limits

ICPMS Internal Standard Summary Report

TuneID: 1

SMP	AD29417-001	49	3564352.	3233793.	2791738.	3796201.
SMP	AD29417-002	50	3481857.	3186307.	2997256.	* 3738182.
SMP	AD29417-003	51	3472303.	3205501.	2749160.	3726897.
SMP	AD29417-004	52	3459332.	3169814.	2879648.	3708741.
SMP	RINSE	53	3274987.	3100195.	2148693.	3475172.
CCV	CCV V-368491	54	3328248.	3200927.	2236169.	3571204.
CCB	CCB V-368488	55	3369245.	3201061.	2213985.	3610209.
SMP	AD29402-010	56	3391404.	3175925.	2556248.	3571933.
SMP	AD29402-013	57	3489432.	3153914.	2400173.	3706187.
SMP	RINSE	58	3353061.	3144515.	2087580.	3548746.
CCV	CCV V-368491	59	3517967.	3258445.	2179217.	3737465.
CCB	CCB V-368488	60	3486788.	3260254.	2136268.	3733122.

* Indicates Internal Standard Area outside of limits

ICPMS Internal Standard Summary Report

TuneID: 2

Batch/FileID: S031522AN Sample ID: CalBlk V-368481 Sample Date 03/15/22 Sample Time: 19:56

IS ID	Are	Area Limit		
Ho-2	2339236.62	1637465.634	-	3041007.606
In-2	872936.53	611055.571	-	1134817.489
Sc-2	109684.32	76779.024	-	142589.616
Tb-2	2407460.38	1685222.266	-	3129698.494

QcType	txtSamId:	Po	Ho-2 Area	In-2 Area	Sc-2 Area	Tb-2 Area	Area	Area	Area	Area
ISBLK	CalBlk V-368481	3	2339236.	872936.5	109684.3	2407460.				
SMP	RINSE	1	2339415.	886768.9	110867.5	2402806.				
SMP	RINSE	2	2335472.	888905.4	111766.0	2395777.				
CAL	CalStd1 V-36848	4	2347658.	875067.3	108781.2	2422218.				
CAL	CalStd2 V-36848	5	2339290.	869420.1	108415.0	2398351.				
CAL	CalStd3 V-36848	6	2331320.	876980.8	107951.6	2415852.				
CAL	CalStd4 V-36848	7	2316697.	861237.7	105332.9	2390053.				
CAL	CalStd5 V-36848	8	2306484.	843146.1	104490.6	2346659.				
ICV	ICV V-368487	9	2322273.	859721.0	106149.3	2394205.				
LLICV	LLICV V-368492	10	2324744.	864352.6	105849.2	2399621.				
ICB	ICB V-368488	11	2306624.	860495.6	104722.8	2375928.				
ICSA	ICSA V-368489	12	2263820.	792521.0	104962.7	2325657.				
SMP	RINSE	13	2372157.	897987.9	111185.7	2400590.				
LRS	LRS V-368490	14	2311174.	841083.8	109769.9	2366438.				
SMP	RINSE	15	2327515.	895152.0	111245.7	2373000.				
SMP	RINSE	16	2318747.	891720.1	111468.4	2391713.				
SMP	RINSE	17	2313788.	891700.7	111965.7	2392582.				
CCV	CCV V-368491	18	2343547.	875956.2	109785.7	2400358.				
CCB	CCB V-368488	19	2343131.	876286.3	107761.2	2421867.				
MB	MB 97940	20	2352362.	874179.8	108185.5	2397206.				
LCS	LCS 97940	21	2379012.	891741.8	115364.3	2441743.				
MR	LCS MR 97940	22	2386747.	890696.9	117156.0	2451514.				
SMP	AD29413-003	23	2421353.	880011.8	137491.2	2495905.				
MR	AD29413-003	24	2441784.	870154.9	147659.9	* 2542437.				
SD	AD29413-003	25	2340215.	888256.0	116272.7	2396206.				
MS	AD29413-003	26	2410637.	872726.0	134223.1	2473974.				
MSD	AD29413-003	27	2378177.	854778.9	136605.0	2466088.				
PS	AD29413-003	28	2415395.	865098.6	136951.9	2479791.				
SMP	RINSE	29	2262555.	889215.5	111613.1	2357678.				
CCV	CCV V-368491	30	2323152.	870317.0	109561.5	2362028.				
CCB	CCB V-368488	31	2311873.	858239.5	105495.9	2394838.				
SMP	AD29415-001	32	2290706.	911350.4	124478.9	2352538.				
SMP	AD29415-002	33	2396755.	851334.8	141162.1	2446213.				
SMP	AD29415-005	34	2327617.	811545.7	122117.9	2375102.				
SMP	AD29415-006	35	2381843.	841619.9	138069.0	2439288.				
SMP	AD29422-002	36	2376483.	842257.0	131865.3	2433882.				
SMP	AD29422-004	37	2415658.	841314.9	176584.7	* 2461369.				
SMP	AD29422-006	38	2548964.	858444.4	127756.3	2606899.				
SMP	AD29373-001	39	2336474.	879730.9	107963.9	2395743.				
SMP	AD29374-001	40	2346582.	873519.8	107938.0	2410730.				
SMP	RINSE	41	2298720.	867750.2	106096.2	2354870.				
CCV	CCV V-368491	42	2297389.	866614.5	106747.1	2356560.				
CCB	CCB V-368488	43	2302186.	855453.3	106508.9	2353138.				
SMP	AD29414-001	44	2359358.	862005.7	127747.4	2428628.				
SMP	AD29414-002	45	2371160.	866298.4	123995.4	2408840.				
SMP	AD29414-003	46	2344519.	860344.9	123521.9	2427620.				
SMP	AD29414-004	47	2348895.	880317.2	114813.4	2409506.				
SMP	AD29414-005	48	2382316.	883602.7	125579.0	2433151.				

* Indicates Internal Standard Area outside of limits

ICPMS Internal Standard Summary Report

TuneID: 2

SMP	AD29417-001	49	2415010.	866207.2	142230.6	2477523.
SMP	AD29417-002	50	2357100.	845370.4	148595.8	* 2439157.
SMP	AD29417-003	51	2371283.	862134.4	137983.9	2474529.
SMP	AD29417-004	52	2345602.	855444.8	146196.6	* 2419584.
SMP	RINSE	53	2281630.	877247.7	108849.6	2333664.
CCV	CCV V-368491	54	2277370.	866035.5	107511.9	2348843.
CCB	CCB V-368488	55	2291319.	868819.9	107290.3	2343090.
SMP	AD29402-010	56	2296037.	862690.8	133619.7	2352939.
SMP	AD29402-013	57	2375181.	854216.3	118955.5	2446257.
SMP	RINSE	58	2289125.	865290.4	104438.9	2359163.
CCV	CCV V-368491	59	2329823.	861557.4	103545.8	2381897.
CCB	CCB V-368488	60	2339426.	861312.1	102965.7	2413779.

* Indicates Internal Standard Area outside of limits

Wet Chemistry Data

VERITECH Wet Chem Form1 Analysis Summary
% Solids

TestGroupName: % Solids SM2540G **Project #: 2031407**

TestGroup: %SOLIDS

Lab#	Client SampleID	Matrix	Dilution:	Result	Units:	RL	Prep Date	Analysis Date	Received Date	Collect Date
AD29415-001	SB-1	Soil/Encore	1	85	Percent			03/15/22	03/14/22	03/14/22
AD29415-002	SB-2	Soil/Encore	1	93	Percent			03/15/22	03/14/22	03/14/22
AD29415-003	SB-3	Soil/Encore	1	93	Percent			03/15/22	03/14/22	03/14/22
AD29415-004	SB-4	Soil/Encore	1	90	Percent			03/15/22	03/14/22	03/14/22
AD29415-005	SB-5	Soil	1	89	Percent			03/15/22	03/14/22	03/14/22
AD29415-006	SB-6	Soil	1	85	Percent			03/15/22	03/14/22	03/14/22

% Solids Report

Analysis Type: SOLIDS-SS
BatchID: SOLIDS-SS-12996

QcType	SampleID:	Rounded Result	Raw Result	Units	Tare Weight	Wet Weight	Dry Weight	Analysis Date	Analyzed By	QC RPD	Rpd Limit
DUP	AD29412-001	80	79.82552	Percent	1.30	10.47	8.62	03/15/22	BEENA	0.5	5
Sample	AD29409-001	82	81.93653	Percent	1.29	13.58	11.36	03/15/22	BEENA		
Sample	AD29412-001	80	80.22250	Percent	1.29	9.38	7.78	03/15/22	BEENA		
Sample	AD29412-002	78	78.49265	Percent	1.30	12.18	9.84	03/15/22	BEENA		
Sample	AD29412-003	78	78.34821	Percent	1.30	10.26	8.32	03/15/22	BEENA		
Sample	AD29412-004	78	77.98892	Percent	1.30	13.93	11.15	03/15/22	BEENA		
Sample	AD29413-001	87	87.37151	Percent	1.31	14.93	13.21	03/15/22	BEENA		
Sample	AD29413-002	88	87.87414	Percent	1.30	14.33	12.75	03/15/22	BEENA		
Sample	AD29413-003	86	86.16505	Percent	1.30	13.66	11.95	03/15/22	BEENA		
Sample	AD29414-001	88	88.41608	Percent	1.29	9.75	8.77	03/15/22	BEENA		
Sample	AD29414-002	90	89.98358	Percent	1.30	13.48	12.26	03/15/22	BEENA		
Sample	AD29414-003	93	92.61954	Percent	1.30	10.92	10.21	03/15/22	BEENA		
Sample	AD29414-004	85	85.49618	Percent	1.30	11.78	10.26	03/15/22	BEENA		
Sample	AD29414-005	90	90.14778	Percent	1.29	9.41	8.61	03/15/22	BEENA		
Sample	AD29415-001	85	84.53608	Percent	1.30	11.00	9.50	03/15/22	BEENA		
Sample	AD29415-002	93	92.69521	Percent	1.30	9.24	8.67	03/15/22	BEENA		
Sample	AD29415-003	93	92.80177	Percent	1.29	10.32	9.67	03/15/22	BEENA		
Sample	AD29415-004	90	90.28698	Percent	1.29	5.82	5.38	03/15/22	BEENA		
Sample	AD29415-005	89	89.07388	Percent	1.30	10.91	9.85	03/15/22	BEENA		
Sample	AD29415-006	85	84.90879	Percent	1.28	13.34	11.52	03/15/22	BEENA		
Sample	AD29417-001	78	77.55857	Percent	1.30	9.41	7.59	03/15/22	BEENA		

* - Indicates Failed Rpd Criteria

Hampton-Clarke
Analytical & Field Services

Last Page of Report