

New York City Board of Correction
Weekly COVID-19 Update
Week of June 27 – July 3, 2020

Overview & Contents

I. Population Change

4. Total Population in DOC Custody and Breakdown by Custody Status, June 27 - July 3, 2020
5. Total Population in DOC Custody, March 16 - July 3, 2020
6. Total DOC Population by Custody Status, June 27 - July 3, 2020
7. City Sentenced Population by Custody Status, June 27 - July 3, 2020
8. Total Population in DOC Custody and Breakdown by Key Demographics, June 27 - July 3, 2020
9. DOC Population in Custody & Population Breakdown by Race/Ethnicity and COVID Housing Designation, June 25, 2020
10. Total Population of 50+-Year-Olds in Custody, March 16 - July 3, 2020

II. Correctional Health Services (CHS) and Department of Correction (DOC) Updates to the Board of Correction (BOC)

11. CHS and DOC Updates to BOC: Summary Table, June 27 - July 3, 2020
12. People in Custody by COVID-19 Status, June 27 - July 3, 2020
13. Number of Patients Currently Under Observation by CHS, March 17 - July 3, 2020
14. Number of Currently Incarcerated Patients with Confirmed COVID-19, March 17 - July 3, 2020
15. Positive COVID-19 Cases Among Staff, March 16 - July 3, 2020

III. Housing

17. Number of Open Housing Areas by COVID-19 Housing Designation, June 27 - July 3, 2020
18. Number and Percent of Open Housing Areas with a COVID-19 Designation, June 27 - July 3, 2020
19. Key Demographics by COVID-19 Housing Designation, June 27 - July 3, 2020
20. Number of People In Likely Exposed but Asymptomatic Housing, March 16 - July 3, 2020
21. Number of People In Confirmed/Symptomatic Housing, March 16 - July 3, 2020
22. Percentage of People in Custody in Housing Areas with a COVID-19 Housing Designation, March 16 – July 3, 2020

I. Population Change

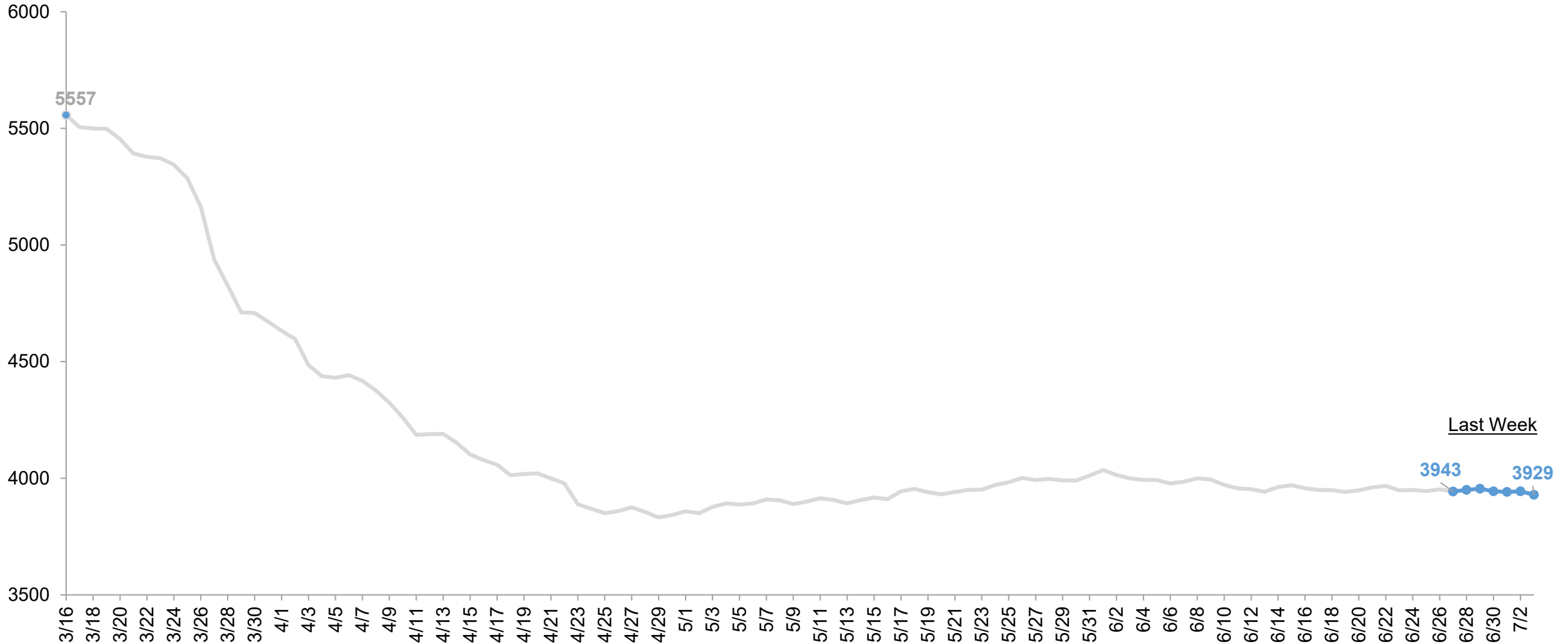
March 16th – July 3rd, 2020

I. Population Change: DOC Population in Custody & Breakdown by Custody Status, June 27 – July 3, 2020

BOC Analysis of DOC Population in Custody							
	6/27/2020 (Saturday)	6/28/2020 (Sunday)	6/29/2020 (Monday)	6/30/2020 (Tuesday)	7/01/2020 (Wednesday)	7/02/2020 (Thursday)	7/03/2020 (Friday)
Total Population in Custody	3943	3950	3955	3944	3941	3944	3929
Total New Admissions (on previous day)	28	14	12	19	29	33	31
Breakdown by Custody Status							
Total Pretrial (includes detainees and detainees with open cases and a violation of parole)	3499	3505	3504	3499	3493	3505	3507
Total City Sentenced (includes city sentenced and city sentenced with open cases and a violation of parole warrant)	90	90	90	91	90	90	85
Total Held on Technical Parole Violation (with no open case)	186	187	193	185	190	178	163
Other (includes newly state sentenced, state ready inmates, and state prisoners with a court order)	168	168	168	169	168	171	174

I. Population Change: Total Population in DOC Custody

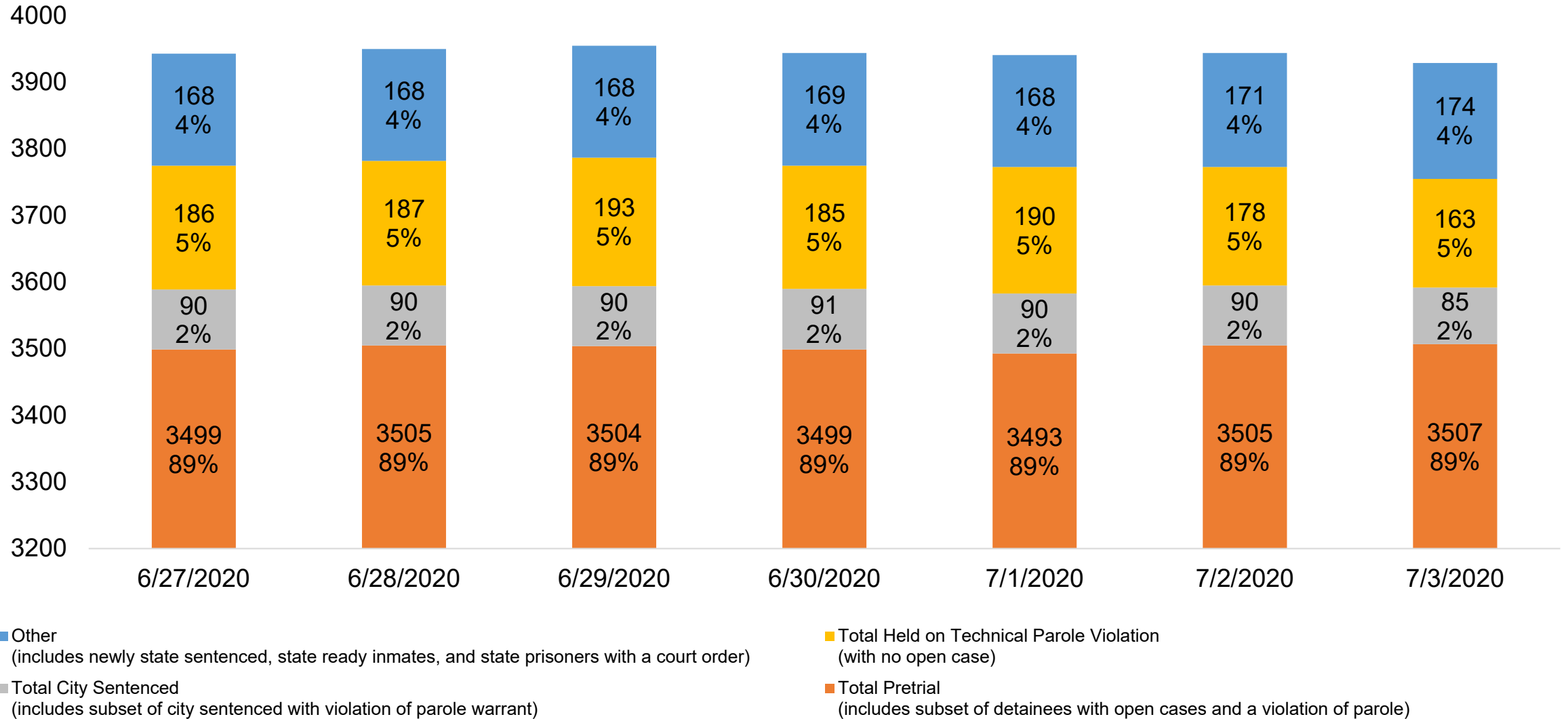
Total Population in DOC Custody March 16 - July 3, 2020



SOURCE: DOC Inmates in Custody File, automated daily pull from the DOC Inmate Information System (IIS) at 11:00 am

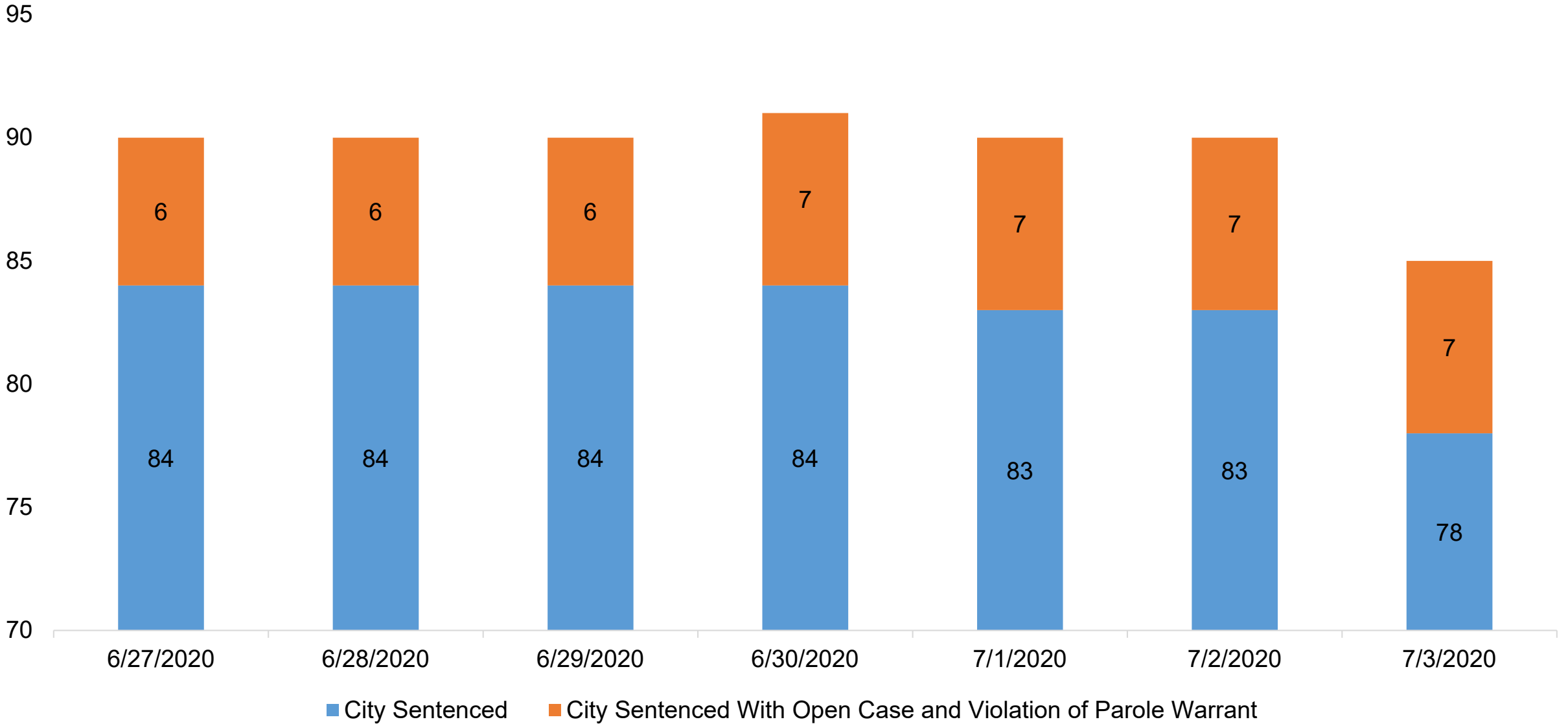
I. Population Change: DOC Population by Custody Status

Total DOC Population by Custody Status, 6/27/2020-7/3/2020



I. Population Change: City Sentenced Population by Custody Status

City Sentenced Population by Custody Status, 6/27/2020 - 07/03/2020



SOURCE: BOC analysis of DOC Inmates in Custody File, automated daily pull from the DOC Inmate Information System (IIS) at 11:00 am

I. Population Change: DOC Population in Custody & Key Demographics, June 27 – July 3, 2020

BOC Analysis of DOC Population in Custody							
	6/27/2020	6/28/2020	6/29/2020	6/30/2020	7/01/2020	7/02/2020	7/03/2020
Total Population in Custody	3943	3950	3955	3944	3941	3944	3929
Key Demographics NOTE: Categories listed below are not mutually exclusive							
Female	144	143	147	143	143	148	145
Male	3718	3717	3787	3754	3729	3774	3730
Transgender Female	14	13	13	13	14	14	14
Transgender Male	2	2	2	2	2	2	2
Gender Non-Conforming	0	0	0	0	0	0	0
Intersex	0	0	0	0	0	0	0
Unknown Gender	65	75	6	32	53	6	38
Young Adults (Ages 18-21)	352	351	351	348	349	350	347
Total 50+ yrs old	513	517	518	517	514	515	513
Total 50+ yrs old with a Technical Parole Violation	24	25	26	24	24	23	24
M Designation (Brad H/ Receiving Mental Health Services)	2120	2121	2122	2120	2115	2111	2103
Total in North Infirmary Command (NIC) (male infirmary patients)	38	39	39	40	39	38	38
Total Rose M. Singer Center (RMSC) Infirmary (female infirmary patients)	6	6	6	6	7	6	6

I. Population Change: DOC Population in Custody & Population Breakdown by Race/Ethnicity

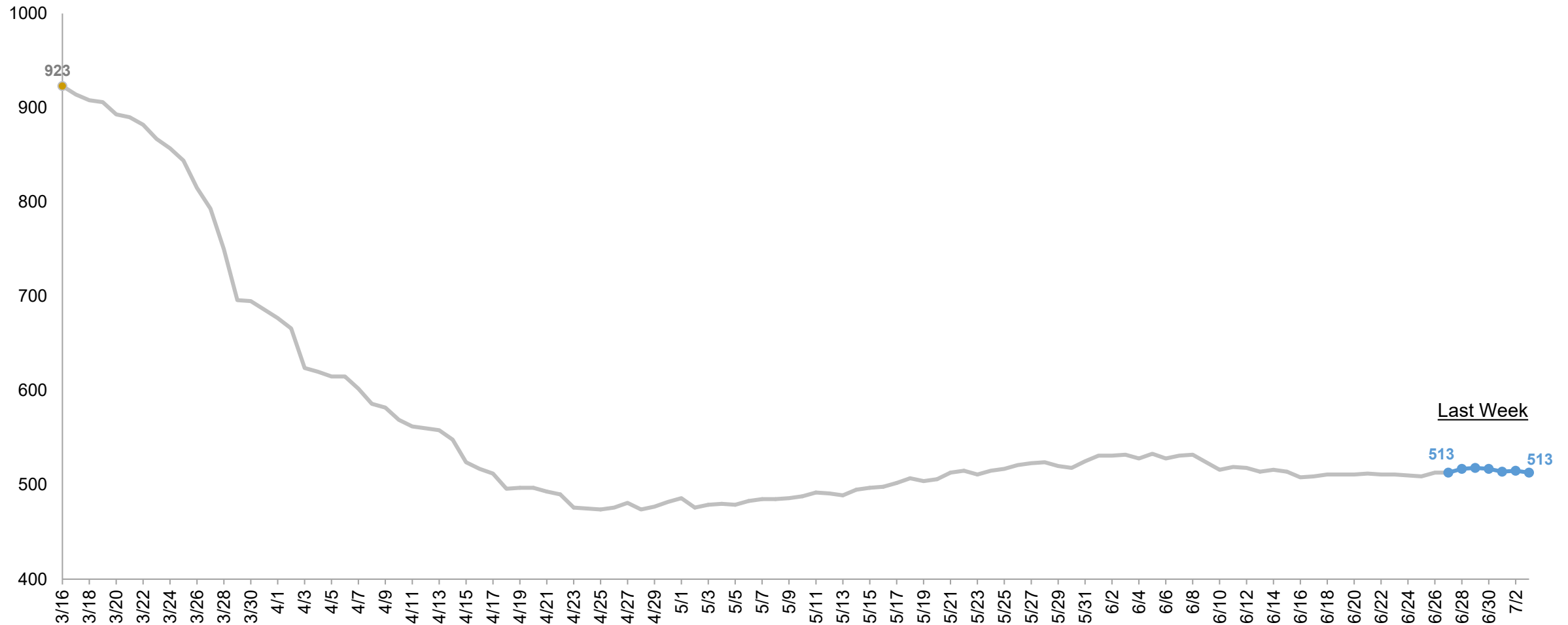
**Breakdown of Population by Race/Ethnicity and Type of Housing
7/02/2020 (as of 11:00 am)**

Race/Ethnicity	Total Population in DOC Custody	% of DOC Population	Total Population in Confirmed or Symptomatic Units	% of Confirmed or Symptomatic Population	Total Population in Likely Exposed but Asymptomatic Units	% of Likely Exposed but Asymptomatic Population
Asian	59	1.50%	≤10	--	≤10	--
Asian Hispanic	0	0.00%	≤10	--	≤10	--
Black	2172	55.07%	22	61.11%	≤10	--
Black Hispanic	111	2.81%	≤10	--	≤10	--
Hispanic	1043	26.45%	≤10	--	≤10	--
Native	8	0.20%	≤10	--	≤10	--
Native Hispanic	2	0.05%	≤10	--	≤10	--
Other	116	2.94%	≤10	--	≤10	--
Unknown	6	0.15%	≤10	--	≤10	--
White	243	6.16%	≤10	--	≤10	--
White Hispanic	177	4.49%	≤10	--	≤10	--
Declined to Self-Report	7	0.18%	≤10	--	≤10	--
Total:	3944	100%	36	100%	18	100%

NOTE: BOC analysis is based on the housing areas for confirmed COVID-19 patients, symptomatic patients, and likely exposed but asymptomatic units reported by DOC on the previous day (7/01/2020 at 9:00 pm), the DOC Inmates in Custody File on 7/02/2020, which is automated pull from the DOC Inmate Information System (IIS) at 11:00 am, and the Cross-Section file on 7/02/2020.

I. Population Change: Population of 50+-Year-Olds in Custody

Total Population of 50+-Year-Olds in Custody, 3/16/2020 - 7/03/2020



SOURCE: DOC Inmates in Custody File, automated daily pull from the DOC Inmate Information System (IIS) at 11:00 am

II. Correctional Health Services (CHS) and Department of Correction (DOC) Updates to the Board of Correction (BOC)

March 17th – July 3rd, 2020

II. CHS and DOC Updates to BOC: Summary Table, June 27 – July 3, 2020

Correctional Health Services (CHS) and Department of Correction (DOC) Updates to the Board of Correction (BOC)							
	6/27/2020	6/28/2020	6/29/2020	6/30/2020	7/1/2020	7/2/2020	7/3/2020
Patients under observation by CHS*	27	29	26	29	34	38	31
Current patients with confirmed COVID-19**	315	314	315	313	312	311	309
Deaths in custody (in hospital; cumulative)***	3	3	3	3	3	3	3
CHS staff currently under quarantine/ isolation	1	0	1	2	1	1	1
CHS staff with confirmed COVID-19 (cumulative)	199	199	199	200	201	201	201
DOC staff with confirmed COVID-19 (cumulative)	1418	1418	1418	1418	1418	1418	1418

* Confirmed COVID-19 patients and symptomatic patients in DOC facilities, excludes hospitalized patients.

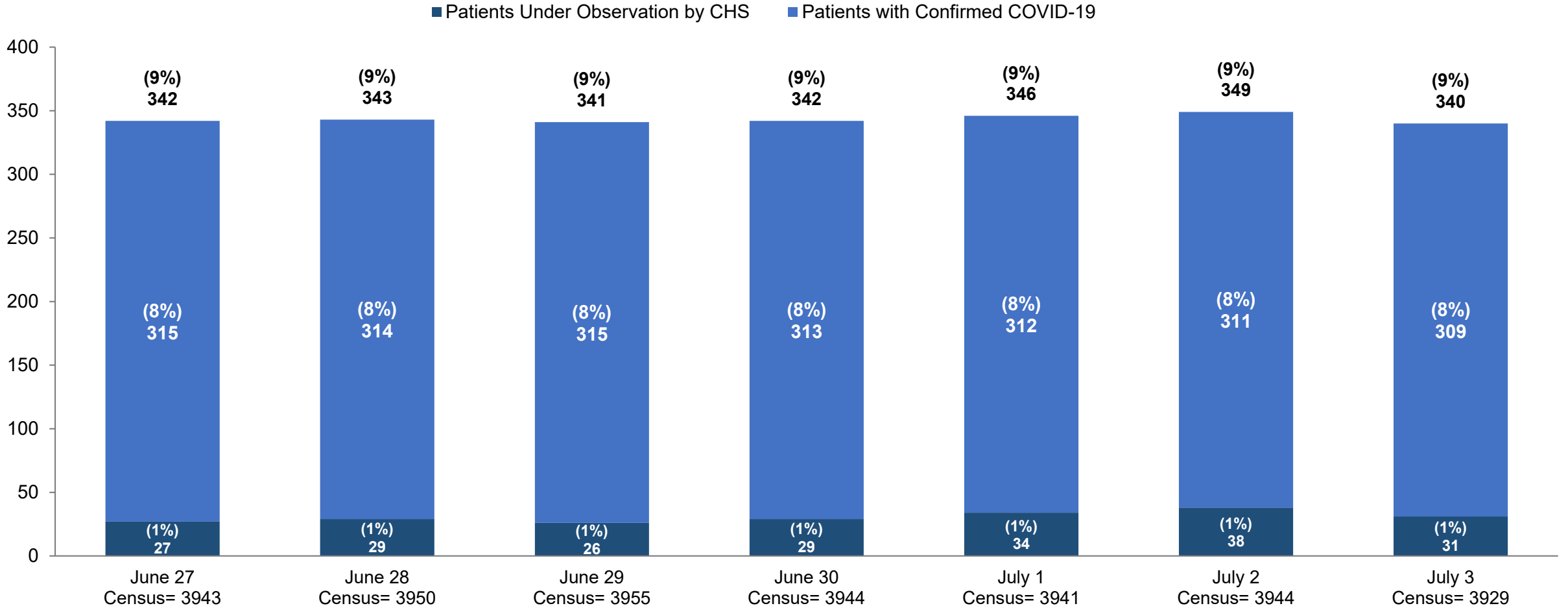
** This metric includes hospitalized patients. A proportion of currently incarcerated patients with confirmed COVID-19 are also represented in the 'under observation' metric above.

*** The number of CHS patient deaths does not include patients who may have been diagnosed and treated while in custody and died post-release.

SOURCES: BOC analysis of daily CHS updates to BOC & DOC Inmates in Custody File, automated daily pull from the DOC Inmate Information System (IIS) at 11:00 am

II. CHS and DOC Updates to BOC: People in Custody by COVID-19 Status

**Number and Percent of Patients Under Observation or with Confirmed COVID-19
June 27 - July 3, 2020**



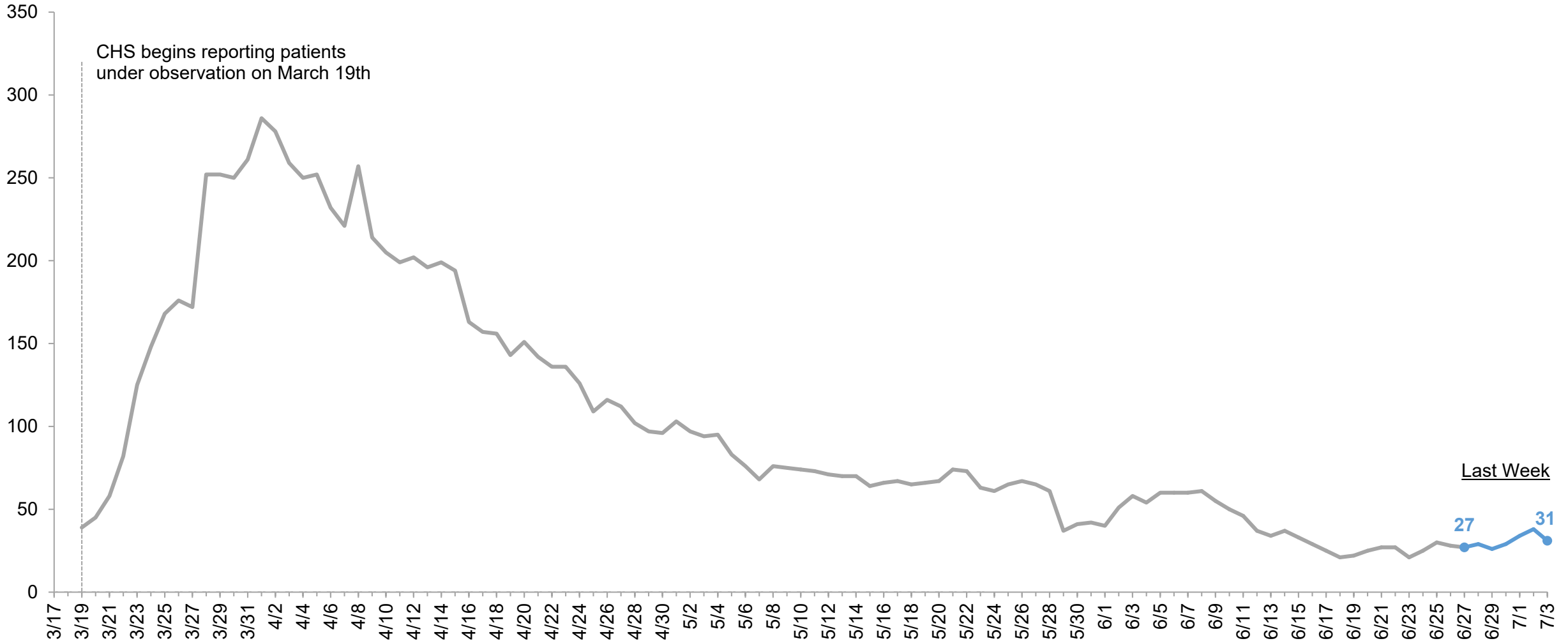
* People under observation by CHS are confirmed COVID-19 patients or symptomatic patients in DOC facilities. This value excludes hospitalized patients.

* CHS has not reported the cumulative total number of individuals who were confirmed for COVID-19 while in DOC custody; the numbers above reflect the number of confirmed COVID-19 patients who were currently incarcerated as of each date.

SOURCES: BOC analysis of daily CHS updates to BOC & DOC Inmates in Custody File, automated daily pull from the DOC Inmate Information System (IIS) at 11:00 am

II. CHS and DOC Updates to BOC: Patients Currently Under Observation by CHS

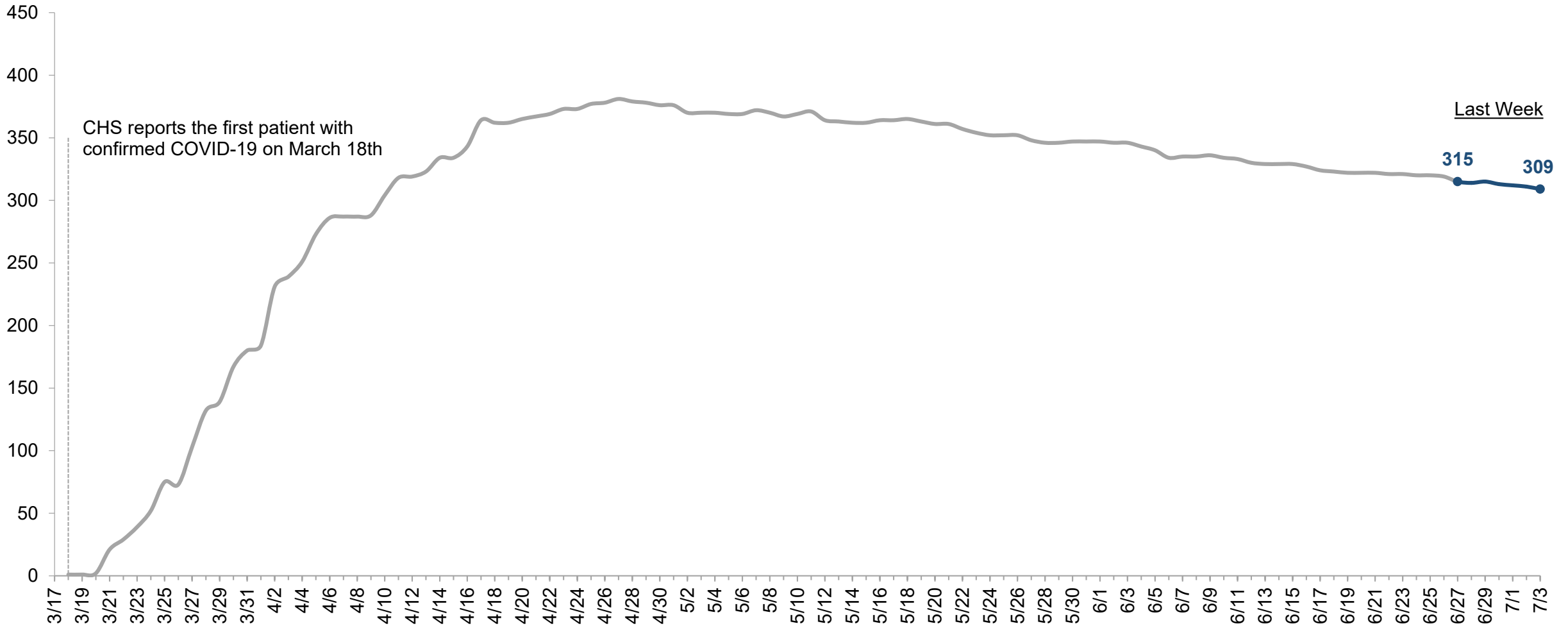
Number of Patients Currently Under Observation by CHS
March 17 - July 3, 2020



* Incarcerated patients under observation by CHS include confirmed COVID-19 patients or symptomatic patients in DOC facilities. This number excludes hospitalized patients.

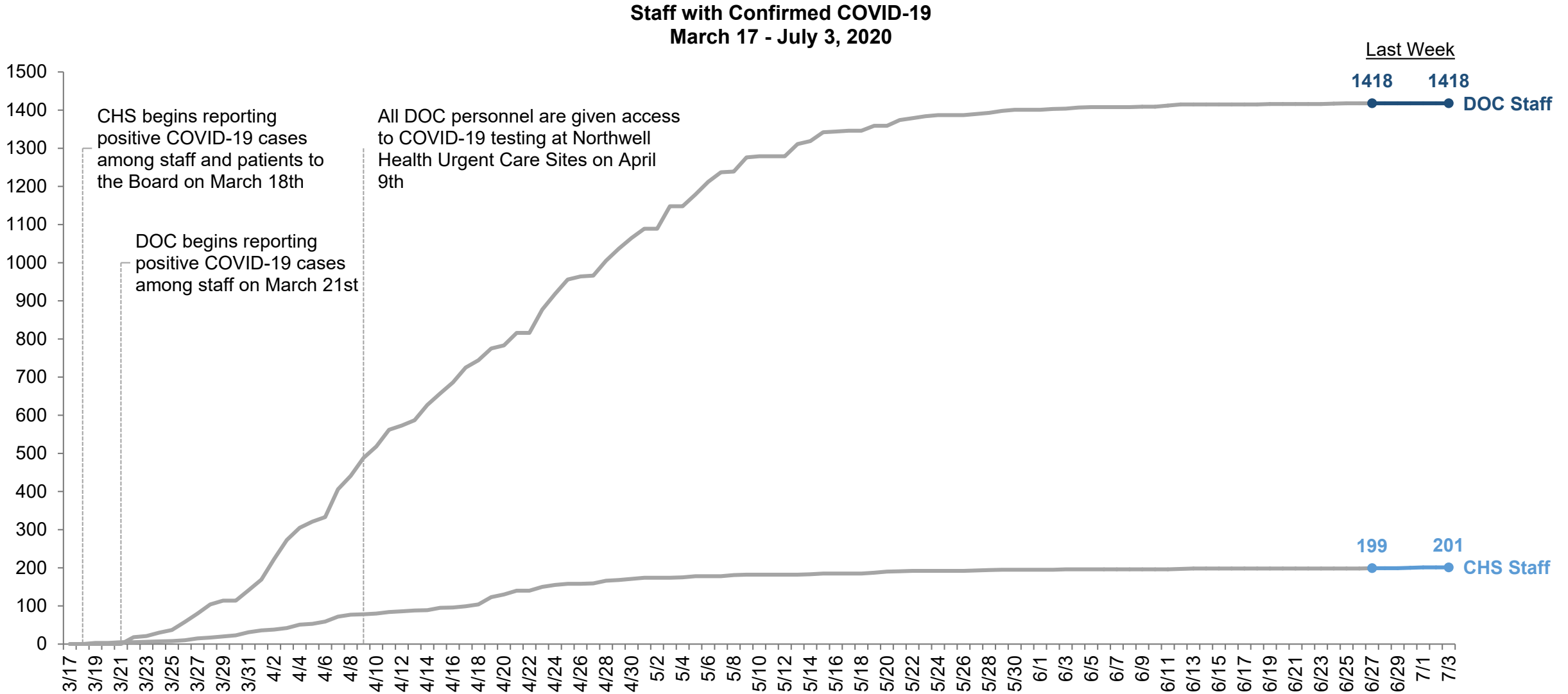
II. CHS and DOC Updates to BOC: Currently Incarcerated Patients with Confirmed COVID-19

Number of Currently Incarcerated Patients with Confirmed COVID-19
March 17 - July 3, 2020



* CHS has not reported the cumulative total number of individuals who were confirmed for COVID-19 while in DOC custody; the numbers above reflect the number of confirmed COVID-19 patients who were currently incarcerated as of each date.

II. CHS and DOC Updates to BOC: Staff with Confirmed COVID-19 (cumulative)



* CHS and DOC report the cumulative total of staff members who have tested positive for COVID-19. CHS does not report the cumulative total of incarcerated people who have tested positive for COVID-19; therefore, it would be inappropriate to compare staff totals to the number of currently incarcerated patients with COVID-19 in slide 8.

SOURCES: CHS and DOC Daily Updates to BOC

III. Housing

March 16th – July 3rd, 2020

III. Housing: Housing Areas by COVID-19 Housing Designation,* June 27 – July 3, 2020

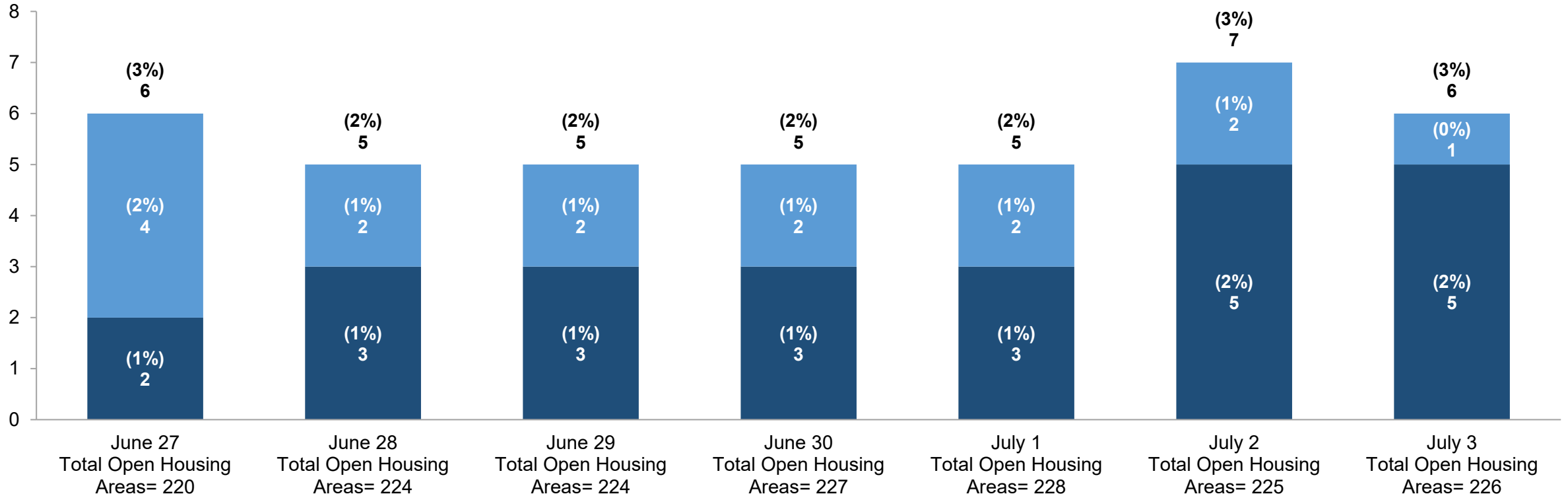
	6/27/2020	6/28/2020	6/29/2020	6/30/2020	7/01/2020	7/02/2020	7/03/2020
Total Number of Open Housing Areas (as of 11:00 am)	220	224	224	227	228	225	226
Total Housing Areas for Confirmed COVID-19 Patients and Symptomatic Patients on Previous Day	2	3	3	3	3	5	5
Total Housing Areas for Likely Exposed but Asymptomatic Individuals on Previous Day	4	2	2	2	2	2	1

NOTE: BOC analysis is based on the housing areas for likely exposed but asymptomatic individuals, confirmed COVID-19 patients, and symptomatic patients reported by DOC on the previous day (time of DOC reports ranging from 7:00pm to 9:00pm)

III. Housing: Housing Areas with a COVID-19 Housing Designation*

**Number and Percent of Open Housing Areas with a COVID-19 Designation
June 27 - July 3, 2020**

■ Confirmed COVID-19 or Symptomatic Housing ■ Likely Exposed but Asymptomatic Housing



* DOC uses three COVID-19-related housing designations: (1) one for likely exposed but asymptomatic individuals, (2) one for exposed and symptomatic individuals, and (3) one for confirmed COVID-19 patients.

SOURCES: BOC analysis of daily DOC updates to BOC & DOC Inmates in Custody File, automated daily pull from the DOC Inmate Information System (IIS) at 11:00am. BOC analysis is based on the COVID-19 housing unit designations reported by DOC on the previous day (time of DOC reports ranging from 7:00pm to 9:00pm).

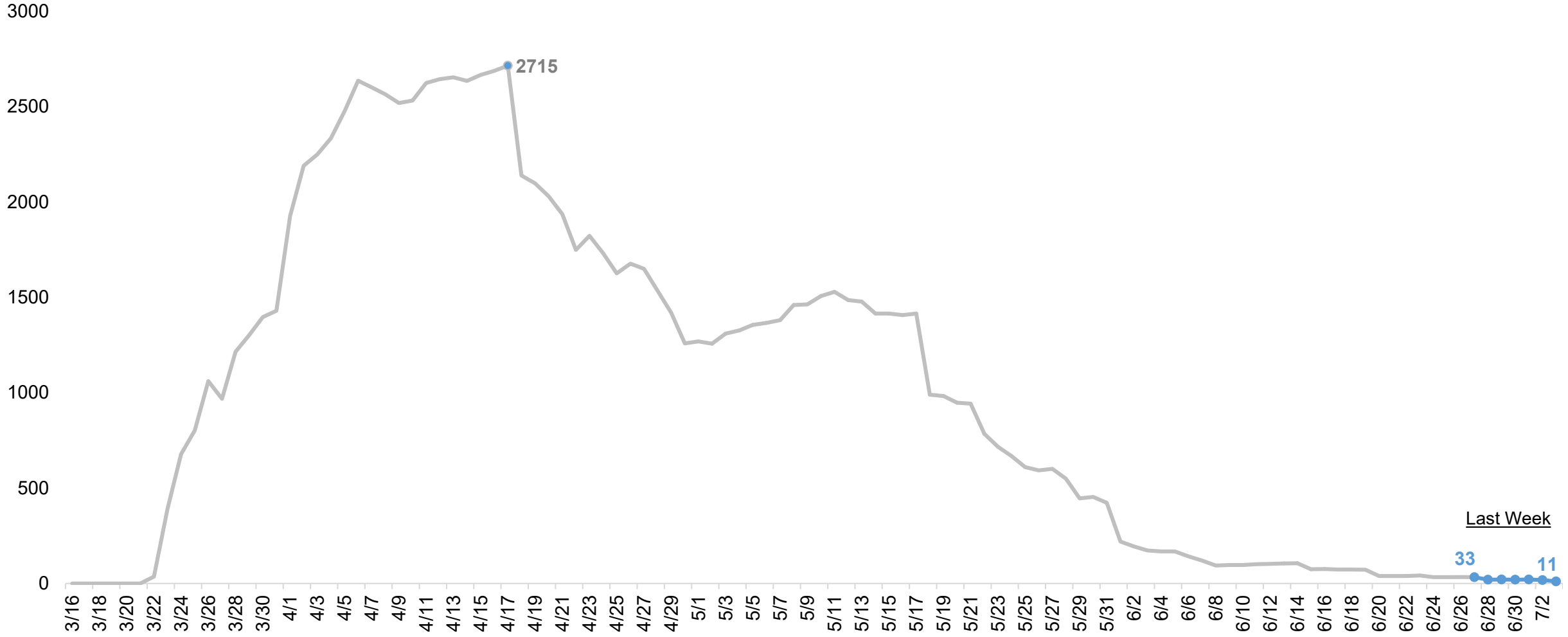
III. Housing: Key Demographics by COVID-19 Housing Designation, June 27 – July 3, 2020

	6/27/2020	6/28/2020	6/29/2020	6/30/2020	7/01/2020	7/02/2020	7/03/2020
Likely Exposed but Asymptomatic							
Total People in Exposed but Asymptomatic Units (as of 11:00am) Note: Categories below are not mutually exclusive.	33	20	21	20	21	18	11
50+ Years Old	≤10	≤10	≤10	≤10	≤10	≤10	≤10
Young Adults (Ages 18-21)	≤10	≤10	≤10	≤10	≤10	≤10	≤10
M-Designation	19	≤10	11	≤10	11	12	≤10
Female	≤10	≤10	≤10	≤10	≤10	≤10	≤10
Men	27	14	15	14	14	12	11
Transgender Female	≤10	≤10	≤10	≤10	≤10	≤10	≤10
Transgender Male	≤10	≤10	≤10	≤10	≤10	≤10	≤10
Gender Non-Conforming	≤10	≤10	≤10	≤10	≤10	≤10	≤10
Intersex	≤10	≤10	≤10	≤10	≤10	≤10	≤10
Unknown Gender	≤10	≤10	≤10	≤10	≤10	≤10	≤10
Confirmed and Symptomatic							
Total Patients in Housing Areas Used for COVID-19 Patients and Symptomatic Patients (as of 11:00am) Note: Categories below are not mutually exclusive.	18	28	26	30	34	36	30
50+	≤10	≤10	≤10	≤10	≤10	≤10	≤10
Young Adults (Ages 18-21)	≤10	≤10	≤10	≤10	≤10	≤10	≤10
M-Designation	≤10	15	15	19	23	24	18
Female	≤10	≤10	≤10	≤10	≤10	≤10	≤10
Male	15	23	26	29	21	33	27
Transgender Female	≤10	≤10	≤10	≤10	≤10	≤10	≤10
Transgender Male	≤10	≤10	≤10	≤10	≤10	≤10	≤10
Gender Non-Conforming	≤10	≤10	≤10	≤10	≤10	≤10	≤10
Intersex	≤10	≤10	≤10	≤10	≤10	≤10	≤10
Unknown Gender	≤10	≤10	≤10	≤10	≤10	≤10	≤10

NOTE: BOC analysis is based on the housing areas for likely exposed but asymptomatic individuals, confirmed COVID-19 patients, and symptomatic patients reported by DOC on the previous day (time of DOC reports ranging from 7:00pm to 9:00pm)

III. Housing: People in Likely Exposed but Asymptomatic Housing

**Number of People In Likely Exposed but Asymptomatic Housing,
March 16th - July 3rd, 2020**

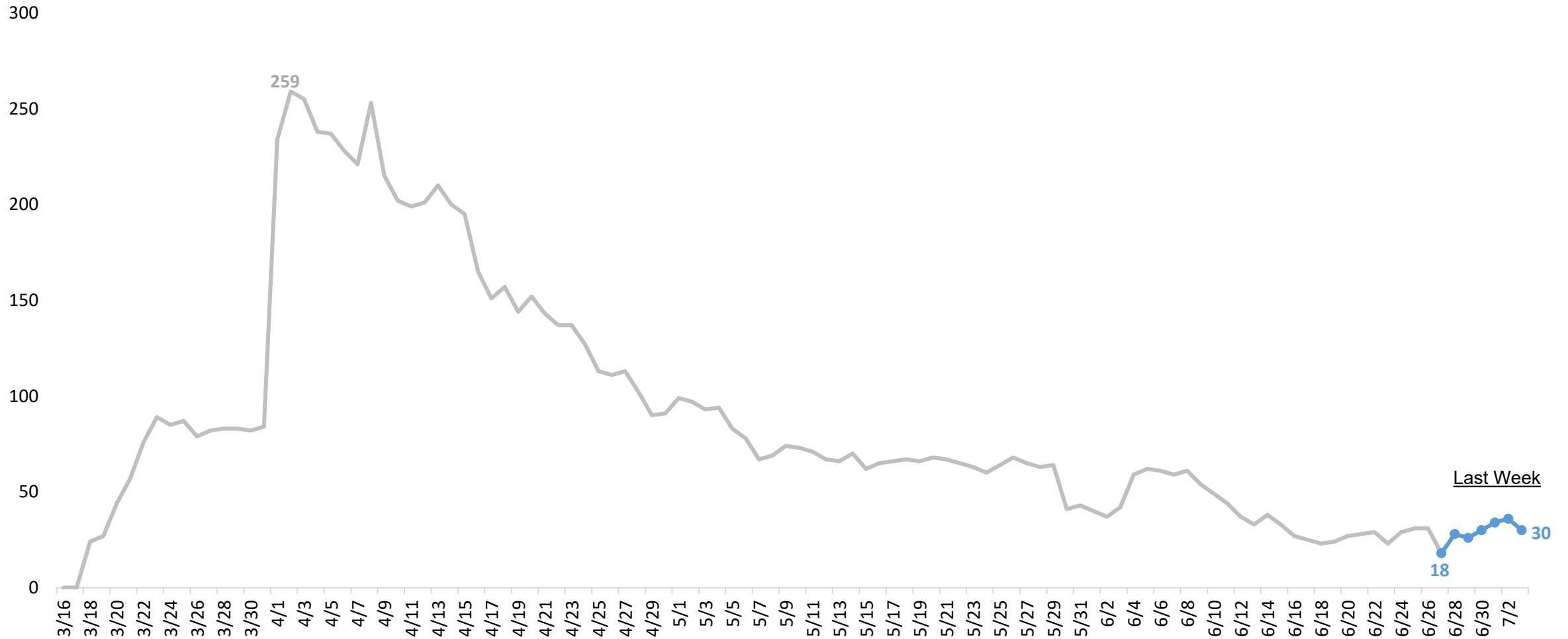


* DOC uses three COVID-19-related housing designations: (1) one for likely exposed but asymptomatic individuals, (2) one for exposed and symptomatic individuals, and (3) one for confirmed COVID-19 patients.

SOURCES: BOC analysis of daily DOC updates to BOC & DOC Inmates in Custody File, automated daily pull from the DOC Inmate Information System (IIS) at 11:00am and the housing units for exposed but asymptomatic patients identified by the Department as of the previous day (time of DOC reports ranging from 7:00pm to 9:00pm).

III. Housing: People in Confirmed/Symptomatic Housing

Number of People In Confirmed/Symptomatic Housing, March 16 - July 3rd, 2020

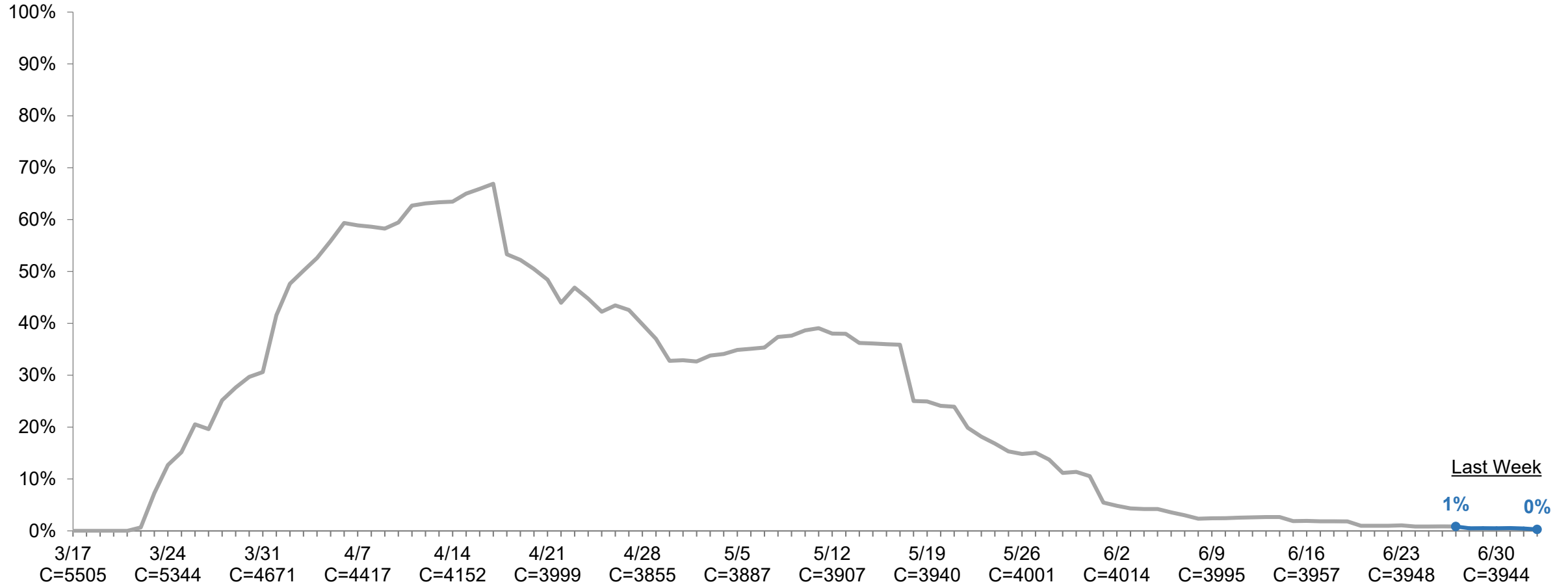


* DOC uses three COVID-19-related housing designations: (1) one for likely exposed but asymptomatic individuals, (2) one for exposed and symptomatic individuals, and (3) one for confirmed COVID-19 patients.

SOURCES: BOC analysis of daily DOC updates to BOC & DOC Inmates in Custody File, automated daily pull from the DOC Inmate Information System (IIS) at 11:00am and the housing units for confirmed and symptomatic patients identified by the Department as of the previous day (time of DOC reports ranging from 7:00pm to 9:00pm).

III. Housing: Percentage of People in Custody in Housing Areas with a COVID-19 Housing Designation

Percentage of People in Custody in Housing Areas with a COVID-19 Designation*
March 17 - July 3, 2020



* DOC uses three COVID-19-related housing designations: (1) one for likely exposed but asymptomatic individuals, (2) one for exposed and symptomatic individuals, and (3) one for confirmed COVID-19 patients.

SOURCES: BOC analysis of daily DOC updates to BOC & DOC Inmates in Custody File, automated daily pull from the DOC Inmate Information System (IIS) at 11:00am. BOC analysis is based on the COVID-19 housing unit designations reported by DOC on the previous day (time of DOC reports ranging from 7:00pm to 9:00pm).