

CHS Access Report: October 2021

Version: 5/11/2022

I. Table of Contents

Contents

I. Table of Contents.....	2
II. Data Dictionary	3
III. Summary Data.....	4
IV. AMKC.....	5
V. EMTC.....	6
VI. GRVC	7
VII. NIC.....	8
VIII. OBCC	9
IX. RMSC.....	10
X. RNDC.....	11
XI. VCBC.....	12
XII. WF	13

II. Data Dictionary

1	CHS Intakes (New Jail Admissions)	Definition
1.1	Completed CHS Intakes	Number of new jail admission intake encounters completed by CHS providers
1.2	Average time to completion once known to CHS (hours)	Number of hours between check-in by DOC and check-out by CHS for completed intake encounters (1.1)

2	Referrals made to mental health service	Definition
2.1	Referrals made to mental health service	All book and cases with an initial referral to mental health in reporting month. Facility-specific reports reference the housing facility at the time of the mental health referral was made.
2.2	Referrals seen within 72 hours	For all book and cases where an initial referral to mental health occurs in reporting month (2.1), total number of book and cases who had a mental health intake or psychiatric assessment where encounter date was <=72 hours from referral date.
2.3	Percent seen within 72 hours	2.2 divided by 2.1

3	Scheduled services by discipline with outcomes	Definition
		-Shows direct, scheduled service encounters, total overall and by discipline, and disaggregates by outcome category recorded (N, %). Excludes encounters scheduled for discharged patients. -Specialty Clinic-On-Island encounters are for the following specialties: Audiology, Cardiology, Dermatology, Dialysis, ENT, Gynecology, Hand Specialist, ID Specialist, Nephrology, Neurology, Optometry, Orthopedic, Podiatry, Post Partum, Pre-Natal, Rehab Physical Therapy, Reproduction, Surgery -Specialty Clinic-Off-Island encounters are for the following specialties: Audiology, Breast, Cardiology, Cardiovascular, Chest, Dermatology, Endocrinology, ENT, Gastroenterology, General Surgery, Gynecology, Hand, Hematology, ID/Virology, Neurosurgery, Oncology, Ophthalmology, Oral Surgery, Orthopedic, Pain Management, Plastic Surgery, Podiatry, Renal, Rheumatology, Trauma, Urology, Vascular

4	Outcome Metrics	Definition
4.1	Percent completed	Sum of scheduled service outcomes "Seen" and "Refused & Verified" divided by "Total Scheduled Services"

5	Unscheduled Services	Definition
5.1	Sick call completed	Number of sick call encounters completed by CHS

Correctional Health Services

III. Summary Data

1	CHS Intakes (New Jail Admissions)	N
1.1	Completed CHS Intakes	1163
1.2	Average time to completion once known to CHS (hours)	4.2

2	Referrals made to mental health service	N
2.1	Referrals made to mental health service	214
2.2	Referrals seen within 72 hours	126
2.3	Percent seen within 72 hours	59%

3	Scheduled Services	Medical		Nursing		Mental Health		Reentry Services		Dental/Oral Surgery		Specialty Clinic - On Island		Specialty Clinic - Off Island		Substance Use		Total	
		N	%	N	%	N	%	N	%	N	%	N	%	N	%	N	%	N	%
	Service Outcomes																		
	Seen	2043	68%	16615	65%	7431	54%	2773	61%	354	20%	691	33%	117	19%	802	76%	30826	59%
	Refused & Verified	633	21%	2155	8%	145	1%	315	7%	105	6%	160	8%	55	9%	0	0%	3568	7%
	Not Produced	288	10%	6881	27%	5236	38%	1319	29%	1279	74%	1149	55%	374	60%	250	24%	16776	32%
	Rescheduled by CHS	32	1%	16	0%	831	6%	113	3%	1	0%	79	4%	46	7%	0	0%	1118	2%
	Rescheduled by Hospital	N/A	N/A	N/A	N/A	N/A	N/A	N/A	N/A	N/A	N/A	N/A	N/A	30	5%	N/A	N/A	30	0%
	Total Scheduled Services	2996	100%	25667	100%	13643	100%	4520	100%	1739	100%	2079	100%	622	100%	1052	100%	52318	100%

4	Outcome Metrics	Medical	Nursing	Mental Health	Reentry Services	Dental/Oral Surgery	Specialty Clinic - On	Specialty Clinic - Off	Substance Use	Total
4.1	Percent completed	89%	73%	56%	68%	26%	41%	28%	76%	66%

5	Unscheduled Services	N
5.1	Sick Call Completed	4129

Correctional Health Services

IV. AMKC

1	CHS Intakes (New Jail Admissions)	N
1.1	Completed CHS Intakes	18
1.2	Average time to completion once known to CHS (hours)	8.6

2	Referrals made to mental health service	N
2.1	Referrals made to mental health service	0
2.2	Referrals seen within 72 hours	0
2.3	Percent seen within 72 hours	

3	Scheduled Services	Medical		Nursing		Mental Health		Reentry Services		Dental/Oral Surgery		Specialty Clinic - On Island		Specialty Clinic - Off Island		Substance Use		Total	
		Medical		Nursing		Mental Health		Social Work		Dental		On-Island		Off-island		Substance Use		Total	
	Service Outcomes	N	%	N	%	N	%	N	%	N	%	N	%	N	%	N	%	N	%
	Seen	203	66%	3938	59%	2702	65%	1170	70%	68	11%	131	23%	36	16%	292	65%	8540	58%
	Refused & Verified	53	17%	111	2%	16	0%	147	9%	9	1%	9	2%	12	5%	0	0%	357	2%
	Not Produced by DOC	51	17%	2603	39%	1269	30%	358	21%	527	87%	414	73%	153	69%	160	35%	5535	38%
	Rescheduled by CHS	0	0%	2	0%	202	5%	3	0%	0	0%	14	2%	15	7%	0	0%	236	2%
	Rescheduled by Hospital	N/A	N/A	N/A	N/A	N/A	N/A	N/A	N/A	N/A	N/A	N/A	N/A	7	3%	N/A	N/A	7	0%
	Total Scheduled Services	307	100%	6654	100%	4189	100%	1678	100%	604	100%	568	100%	223	100%	452	100%	14675	100%

4	Outcome Metrics	Medical	Nursing	Mental Health	Reentry Services	Dental/Oral Surgery	Specialty Clinic - On	Specialty Clinic - Off	Substance Use	Total
4.1	Percent completed	83%	61%	65%	78%	13%	25%	22%	65%	61%

5	Unscheduled Services	N
5.1	Sick Call Completed	931

V. EMTC

1	CHS Intakes (New Jail Admissions)	N
1.1	Completed CHS Intakes	1068
1.2	Average time to completion once known to CHS (hours)	4.0

2	Referrals made to mental health service	N
2.1	Referrals made to mental health service	193
2.2	Referrals seen within 72 hours	114
2.3	Percent seen within 72 hours	59%

3	Scheduled Services	Medical		Nursing		Mental Health		Reentry Services		Dental/Oral Surgery		Specialty Clinic - On		Specialty Clinic - Off		Substance Use		Total	
	Service Outcomes	N	%	N	%	N	%	N	%	N	%	N	%	N	%	N	%	N	%
	Seen	53	36%	2768	73%	598	62%	259	60%	0	0%	0	0%	1	100%	278	91%	3957	70%
	Refused & Verified	87	59%	379	10%	13	1%	22	5%	0	0%	0	0%	0	0%	0	0%	501	9%
	Not Produced by DOC	7	5%	626	17%	296	31%	152	35%	1	100%	2	100%	0	0%	29	9%	1113	20%
	Rescheduled by CHS	1	1%	0	0%	52	5%	1	0%	0	0%	0	0%	0	0%	0	0%	54	1%
	Rescheduled by Hospital	N/A	N/A	N/A	N/A	N/A	N/A	N/A	N/A	N/A	N/A	N/A	N/A	0	0%	N/A	N/A	0	0%
	Total Scheduled Services	148	100%	3773	100%	959	100%	434	100%	1	100%	2	100%	1	100%	307	100%	5625	100%

4	Outcome Metrics	Medical	Nursing	Mental Health	Reentry Services	Dental/Oral Surgery	Specialty Clinic - On	Specialty Clinic - Off	Substance Use	Total
4.1	Percent completed	95%	83%	64%	65%	0%	0%	100%	91%	79%

5	Unscheduled Services	N
5.1	Sick Call Completed	381

Correctional Health Services

VI. GRVC

1	CHS Intakes (New Jail Admissions)	N
1.1	Completed CHS Intakes	0
1.2	Average time to completion once known to CHS (hours)	0.0

2	Referrals made to mental health service	N
2.1	Referrals made to mental health service	0
2.2	Referrals seen within 72 hours	0
2.3	Percent seen within 72 hours	

3	Scheduled Services	Medical		Nursing		Mental Health		Reentry Services		Dental/Oral Surgery		Specialty Clinic - On		Specialty Clinic - Off		Substance Use		Total	
	Service Outcomes	N	%	N	%	N	%	N	%	N	%	N	%	N	%	N	%	N	%
	Seen	302	84%	1559	46%	1297	68%	298	70%	44	15%	30	12%	9	22%	26	100%	3565	53%
	Refused & Verified	41	11%	369	11%	7	0%	24	6%	18	6%	0	0%	1	2%	0	0%	460	7%
	Not Produced by DOC	17	5%	1451	43%	496	26%	104	24%	227	79%	221	85%	28	68%	0	0%	2544	38%
	Rescheduled by CHS	0	0%	4	0%	105	6%	1	0%	0	0%	8	3%	1	2%	0	0%	119	2%
	Rescheduled by Hospital	N/A	N/A	N/A	N/A	N/A	N/A	N/A	N/A	N/A	N/A	N/A	N/A	2	5%	N/A	N/A	2	0%
	Total Scheduled Services	360	100%	3383	100%	1905	100%	427	100%	289	100%	259	100%	41	100%	26	100%	6690	100%

4	Outcome Metrics	Medical	Nursing	Mental Health	Reentry Services	Dental/Oral Surgery	Specialty Clinic - On	Specialty Clinic - Off	Substance Use	Total
4.1	Percent completed	95%	57%	68%	75%	21%	12%	24%	100%	60%

5	Unscheduled Services	N
5.1	Sick Call Completed	631

Correctional Health Services

VII. NIC

1	CHS Intakes (New Jail Admissions)	N
1.1	Completed CHS Intakes	0
1.2	Average time to completion once known to CHS (hours)	0.0

2	Referrals made to mental health service	N
2.1	Referrals made to mental health service	0
2.2	Referrals seen within 72 hours	0
2.3	Percent seen within 72 hours	

3	Scheduled Services	Medical		Nursing		Mental Health		Reentry Services		Dental/Oral Surgery		Specialty Clinic - On		Specialty Clinic - Off		Substance Use		Total	
	Service Outcomes	N	%	N	%	N	%	N	%	N	%	N	%	N	%	N	%	N	%
	Seen	194	78%	2960	83%	257	53%	82	50%	27	29%	146	50%	46	30%	15	100%	3727	74%
	Refused & Verified	49	20%	360	10%	11	2%	8	5%	16	17%	21	7%	31	20%	0	0%	496	10%
	Not Produced by DOC	5	2%	233	7%	141	29%	29	18%	49	53%	95	32%	48	31%	0	0%	600	12%
	Rescheduled by CHS	0	0%	2	0%	73	15%	46	28%	0	0%	31	11%	15	10%	0	0%	167	3%
	Rescheduled by Hospital	N/A	N/A	N/A	N/A	N/A	N/A	N/A	N/A	N/A	N/A	N/A	N/A	15	10%	N/A	N/A	15	0%
	Total Scheduled Services	248	100%	3555	100%	482	100%	165	100%	92	100%	293	100%	155	100%	15	100%	5005	100%

4	Outcome Metrics	Medical	Nursing	Mental Health	Reentry Services	Dental/Oral Surgery	Specialty Clinic - On	Specialty Clinic - Off	Substance Use	Total
4.1	Percent completed	98%	93%	56%	55%	47%	57%	50%	100%	84%

5	Unscheduled Services	N
5.1	Sick Call Completed	458

VIII. OBCC

1	CHS Intakes (New Jail Admissions)	N
1.1	Completed CHS Intakes	1
1.2	Average time to completion once known to CHS (hours)	3.1

2	Referrals made to mental health service	N
2.1	Referrals made to mental health service	9
2.2	Referrals seen within 72 hours	2
2.3	Percent seen within 72 hours	22%

3	Scheduled Services	Medical		Nursing		Mental Health		Reentry Services		Dental/Oral Surgery		Specialty Clinic - On		Specialty Clinic - Off		Substance Use		Total	
	Service Outcomes	N	%	N	%	N	%	N	%	N	%	N	%	N	%	N	%	N	%
	Seen	168	86%	1030	59%	402	39%	183	54%	56	26%	27	19%	0	0%	84	59%	1950	51%
	Refused & Verified	22	11%	375	22%	14	1%	40	12%	3	1%	0	0%	0	0%	0	0%	454	12%
	Not Produced by DOC	5	3%	337	19%	579	57%	116	34%	160	73%	109	76%	36	100%	59	41%	1401	36%
	Rescheduled by CHS	0	0%	0	0%	27	3%	0	0%	0	0%	7	5%	0	0%	0	0%	34	1%
	Rescheduled by Hospital	N/A	N/A	N/A	N/A	N/A	N/A	N/A	N/A	N/A	N/A	N/A	N/A	0	0%	N/A	N/A	0	0%
	Total Scheduled Services	195	100%	1742	100%	1022	100%	339	100%	219	100%	143	100%	36	100%	143	100%	3839	100%

4	Outcome Metrics	Medical	Nursing	Mental Health	Reentry Services	Dental/Oral Surgery	Specialty Clinic - On	Specialty Clinic - Off	Substance Use	Total
4.1	Percent completed	97%	81%	41%	66%	27%	19%	0%	59%	63%

5	Unscheduled Services	N
5.1	Sick Call Completed	348

IX. RMSC

1	CHS Intakes (New Jail Admissions)	N
1.1	Completed CHS Intakes	74
1.2	Average time to completion once known to CHS (hours)	6.6

2	Referrals made to mental health service	N
2.1	Referrals made to mental health service	11
2.2	Referrals seen within 72 hours	10
2.3	Percent seen within 72 hours	91%

3	Scheduled Services	Medical		Nursing		Mental Health		Reentry Services		Dental/Oral Surgery		Specialty Clinic - On		Specialty Clinic - Off		Substance Use		Total	
	Service Outcomes	N	%	N	%	N	%	N	%	N	%	N	%	N	%	N	%	N	%
	Seen	586	79%	1340	68%	1030	86%	340	81%	60	47%	205	67%	1	14%	66	99%	3628	75%
	Refused & Verified	82	11%	223	11%	37	3%	16	4%	31	24%	19	6%	2	29%	0	0%	410	8%
	Not Produced by DOC	46	6%	406	21%	117	10%	60	14%	37	29%	63	21%	3	43%	1	1%	733	15%
	Rescheduled by CHS	30	4%	5	0%	17	1%	4	1%	1	1%	17	6%	1	14%	0	0%	75	2%
	Rescheduled by Hospital	N/A	N/A	N/A	N/A	N/A	N/A	N/A	N/A	N/A	N/A	N/A	N/A	0	0%	N/A	N/A	0	0%
	Total Scheduled Services	744	100%	1974	100%	1201	100%	420	100%	129	100%	304	100%	7	100%	67	100%	4846	100%

4	Outcome Metrics	Medical	Nursing	Mental Health	Reentry Services	Dental/Oral Surgery	Specialty Clinic - On	Specialty Clinic - Off	Substance Use	Total
4.1	Percent completed	90%	79%	89%	85%	71%	74%	43%	99%	83%

5	Unscheduled Services	N
5.1	Sick Call Completed	452

Correctional Health Services

X. RNDC

1	CHS Intakes (New Jail Admissions)	N
1.1	Completed CHS Intakes	0
1.2	Average time to completion once known to CHS (hours)	0.0

2	Referrals made to mental health service	N
2.1	Referrals made to mental health service	0
2.2	Referrals seen within 72 hours	0
2.3	Percent seen within 72 hours	0%

3	Scheduled Services	Medical		Nursing		Mental Health		Reentry Services		Dental/Oral Surgery		Specialty Clinic - On		Specialty Clinic - Off		Substance Use		Total	
	Service Outcomes	N	%	N	%	N	%	N	%	N	%	N	%	N	%	N	%	N	%
	Seen	208	40%	1110	66%	549	23%	199	31%	68	26%	53	27%	7	11%	38	97%	2232	38%
	Refused & Verified	209	40%	29	2%	28	1%	36	6%	24	9%	18	9%	2	3%	0	0%	346	6%
	Not Produced by DOC	106	20%	548	32%	1592	66%	367	56%	172	65%	125	64%	47	75%	1	3%	2958	51%
	Rescheduled by CHS	0	0%	1	0%	255	11%	50	8%	0	0%	0	0%	4	6%	0	0%	310	5%
	Rescheduled by Hospital	N/A	N/A	N/A	N/A	N/A	N/A	N/A	N/A	N/A	N/A	N/A	N/A	3	5%	N/A	N/A	3	0%
	Total Scheduled Services	523	100%	1688	100%	2424	100%	652	100%	264	100%	196	100%	63	100%	39	100%	5849	100%

4	Outcome Metrics	Medical	Nursing	Mental Health	Reentry Services	Dental/Oral Surgery	Specialty Clinic - On	Specialty Clinic - Off	Substance Use	Total
4.1	Percent completed	80%	67%	24%	36%	35%	36%	14%	97%	44%

5	Unscheduled Services	N
5.1	Sick Call Completed	265

Correctional Health Services

XI. VCBC

1	CHS Intakes (New Jail Admissions)	N
1.1	Completed CHS Intakes	0
1.2	Average time to completion once known to CHS (hours)	0.0

2	Referrals made to mental health service	N
2.1	Referrals made to mental health service	0
2.2	Referrals seen within 72 hours	0
2.3	Percent seen within 72 hours	

3	Scheduled Services	Medical		Nursing		Mental Health		Reentry Services		Dental/Oral Surgery		Specialty Clinic - On		Specialty Clinic - Off		Substance Use		Total	
	Service Outcomes	N	%	N	%	N	%	N	%	N	%	N	%	N	%	N	%	N	%
	Seen	69	36%	880	62%	388	35%	184	59%	31	22%	85	30%	15	21%	0	0%	1652	47%
	Refused & Verified	75	39%	30	2%	5	0%	17	5%	4	3%	92	33%	4	6%	0	0%	227	6%
	Not Produced by DOC	50	26%	498	35%	624	57%	112	36%	105	75%	106	37%	42	60%	0	0%	1537	44%
	Rescheduled by CHS	0	0%	1	0%	86	8%	1	0%	0	0%	0	0%	6	9%	0	0%	94	3%
	Rescheduled by Hospital	N/A	N/A	N/A	N/A	N/A	N/A	N/A	N/A	N/A	N/A	N/A	N/A	3	4%	N/A	N/A	3	0%
	Total Scheduled Services	194	100%	1409	100%	1103	100%	314	100%	140	100%	283	100%	70	100%	0	0%	3513	100%

4	Outcome Metrics	Medical	Nursing	Mental Health	Reentry Services	Dental/Oral Surgery	Specialty Clinic - On	Specialty Clinic - Off	Substance Use	Total
4.1	Percent completed	74%	65%	36%	64%	25%	63%	27%	0%	53%

5	Unscheduled Services	N
5.1	Sick Call Completed	488

XII. WF

1	CHS Intakes (New Jail Admissions)	N
1.1	Completed CHS Intakes	2
1.2	Average time to completion once known to CHS (hours)	0.0

2	Referrals made to mental health service	N
2.1	Referrals made to mental health service	1
2.2	Referrals seen within 72 hours	0
2.3	Percent seen within 72 hours	0%

3	Scheduled Services	Medical		Nursing		Mental Health		Reentry Services		Dental/Oral Surgery		Specialty Clinic - On		Specialty Clinic - Off		Substance Use		Total	
	Service Outcomes	N	%	N	%	N	%	N	%	N	%	N	%	N	%	N	%	N	%
	Seen	260	94%	1030	69%	208	58%	58	64%	0	0%	14	45%	2	8%	3	100%	1575	69%
	Refused & Verified	15	5%	279	19%	14	4%	5	5%	0	0%	1	3%	3	12%	0	0%	317	14%
	Not Produced by DOC	1	0%	179	12%	122	34%	21	23%	1	100%	14	45%	17	65%	0	0%	355	16%
	Rescheduled by CHS	1	0%	1	0%	14	4%	7	8%	0	0%	2	6%	4	15%	0	0%	29	1%
	Rescheduled by Hospital	N/A	N/A	N/A	N/A	N/A	N/A	N/A	N/A	N/A	N/A	N/A	N/A	0	0%	N/A	N/A	0	0%
	Total Scheduled Services	277	100%	1489	100%	358	100%	91	100%	1	100%	31	100%	26	100%	3	100%	2276	100%

4	Outcome Metrics	Medical	Nursing	Mental Health	Reentry Services	Dental/Oral Surgery	Specialty Clinic - On	Specialty Clinic - Off	Substance Use	Total
4.1	Percent completed	99%	88%	62%	69%	0%	48%	19%	100%	83%

5	Unscheduled Services	N
5.1	Sick Call Completed	175

CHS Access Report: November 2021

Version: 5/11/2022

I. Table of Contents

Contents

I. Table of Contents.....	2
II. Data Dictionary	3
III. Summary Data.....	4
IV. AMKC.....	5
V. EMTC.....	6
VI. GRVC	7
VII. NIC.....	8
VIII. OBCC	9
IX. RMSC.....	10
X. RNDC.....	11
XI. VCBC.....	12
XII. WF	13

II. Data Dictionary

1	CHS Intakes (New Jail Admissions)	Definition
1.1	Completed CHS Intakes	Number of new jail admission intake encounters completed by CHS providers
1.2	Average time to completion once known to CHS (hours)	Number of hours between check-in by DOC and check-out by CHS for completed intake encounters (1.1)

2	Referrals made to mental health service	Definition
2.1	Referrals made to mental health service	All book and cases with an initial referral to mental health in reporting month. Facility-specific reports reference the housing facility at the time of the mental health referral was made.
2.2	Referrals seen within 72 hours	For all book and cases where an initial referral to mental health occurs in reporting month (2.1), total number of book and cases who had a mental health intake or psychiatric assessment where encounter date was <=72 hours from referral date.
2.3	Percent seen within 72 hours	2.2 divided by 2.1

3	Scheduled services by discipline with outcomes	Definition
		-Shows direct, scheduled service encounters, total overall and by discipline, and disaggregates by outcome category recorded (N, %). Excludes encounters scheduled for discharged patients. -Specialty Clinic-On-Island encounters are for the following specialties: Audiology, Cardiology, Dermatology, Dialysis, ENT, Gynecology, Hand Specialist, ID Specialist, Nephrology, Neurology, Optometry, Orthopedic, Podiatry, Post Partum, Pre-Natal, Rehab Physical Therapy, Reproduction, Surgery -Specialty Clinic-Off-Island encounters are for the following specialties: Audiology, Breast, Cardiology, Cardiovascular, Chest, Dermatology, Endocrinology, ENT, Gastroenterology, General Surgery, Gynecology, Hand, Hematology, ID/Virology, Neurosurgery, Oncology, Ophthalmology, Oral Surgery, Orthopedic, Pain Management, Plastic Surgery, Podiatry, Renal, Rheumatology, Trauma, Urology, Vascular

4	Outcome Metrics	Definition
4.1	Percent completed	Sum of scheduled service outcomes "Seen" and "Refused & Verified" divided by "Total Scheduled Services"

5	Unscheduled Services	Definition
5.1	Sick call completed	Number of sick call encounters completed by CHS

Correctional Health Services

III. Summary Data

1	CHS Intakes (New Jail Admissions)	N
1.1	Completed CHS Intakes	1035
1.2	Average time to completion once known to CHS (hours)	6.4

2	Referrals made to mental health service	N
2.1	Referrals made to mental health service	187
2.2	Referrals seen within 72 hours	120
2.3	Percent seen within 72 hours	64%

3	Scheduled Services	Medical		Nursing		Mental Health		Reentry Services		Dental/Oral Surgery		Specialty Clinic - On Island		Specialty Clinic - Off Island		Substance Use		Total		
		N	%	N	%	N	%	N	%	N	%	N	%	N	%	N	%	N	%	
	Service Outcomes																			
	Seen	1521	63%	15828	69%	7259	55%	2476	59%	412	26%	629	35%	146	30%	808	83%	29079	61%	
	Refused & Verified	618	26%	1691	7%	140	1%	319	8%	78	5%	188	10%	43	9%	1	0%	3078	6%	
	Not Produced	245	10%	5508	24%	4909	37%	1188	28%	1074	68%	959	53%	283	58%	169	17%	14335	30%	
	Rescheduled by CHS	24	1%	12	0%	898	7%	190	5%	15	1%	44	2%	4	1%	0	0%	1187	2%	
	Rescheduled by Hospital	N/A	N/A	N/A	N/A	N/A	N/A	N/A	N/A	N/A	N/A	N/A	N/A	12	2%	N/A	N/A	12	0%	
	Total Scheduled Services	2408	100%	23039	100%	13206	100%	4173	100%	1579	100%	1820	100%	488	100%	978	100%	47691	100%	

4	Outcome Metrics	Medical	Nursing	Mental Health	Reentry Services	Dental/Oral Surgery	Specialty Clinic - On	Specialty Clinic - Off	Substance Use	Total
4.1	Percent completed	89%	76%	56%	67%	31%	45%	39%	83%	67%

5	Unscheduled Services	N
5.1	Sick Call Completed	3821

Correctional Health Services

IV. AMKC

1	CHS Intakes (New Jail Admissions)	N
1.1	Completed CHS Intakes	10
1.2	Average time to completion once known to CHS (hours)	7.1

2	Referrals made to mental health service	N
2.1	Referrals made to mental health service	0
2.2	Referrals seen within 72 hours	0
2.3	Percent seen within 72 hours	

3	Scheduled Services	Medical		Nursing		Mental Health		Reentry Services		Dental/Oral Surgery		Specialty Clinic - On Island		Specialty Clinic - Off Island		Substance Use		Total	
	Service Outcomes	N	%	N	%	N	%	N	%	N	%	N	%	N	%	N	%	N	%
	Seen	189	68%	4000	64%	2748	65%	1014	63%	96	16%	139	25%	42	24%	294	70%	8522	60%
	Refused & Verified	51	18%	128	2%	13	0%	162	10%	8	1%	9	2%	9	5%	1	0%	381	3%
	Not Produced	34	12%	2156	34%	1262	30%	420	26%	493	83%	395	72%	121	68%	127	30%	5008	35%
	Rescheduled by CHS	2	1%	2	0%	191	5%	3	0%	0	0%	8	1%	0	0%	0	0%	206	1%
	Rescheduled by Hospital	N/A	N/A	N/A	N/A	N/A	N/A	N/A	N/A	N/A	N/A	N/A	N/A	5	3%	N/A	N/A	5	0%
	Total Scheduled Services	276	100%	6286	100%	4214	100%	1599	100%	597	100%	551	100%	177	100%	422	100%	14122	100%

4	Outcome Metrics	Medical	Nursing	Mental Health	Reentry Services	Dental/Oral Surgery	Specialty Clinic - On	Specialty Clinic - Off	Substance Use	Total
4.1	Percent completed	87%	66%	66%	74%	17%	27%	29%	70%	63%

5	Unscheduled Services	N
5.1	Sick Call Completed	848

Correctional Health Services

V. EMTC

1	CHS Intakes (New Jail Admissions)	N
1.1	Completed CHS Intakes	956
1.2	Average time to completion once known to CHS (hours)	6.2

2	Referrals made to mental health service	N
2.1	Referrals made to mental health service	175
2.2	Referrals seen within 72 hours	108
2.3	Percent seen within 72 hours	62%

3	Scheduled Services	Medical		Nursing		Mental Health		Reentry Services		Dental/Oral Surgery		Specialty Clinic - On		Specialty Clinic - Off		Substance Use		Total	
	Service Outcomes	N	%	N	%	N	%	N	%	N	%	N	%	N	%	N	%	N	%
	Seen	70	40%	2653	69%	542	57%	253	66%	0	0%	9	53%	2	29%	256	87%	3785	67%
	Refused & Verified	79	45%	692	18%	23	2%	19	5%	0	0%	0	0%	0	0%	0	0%	813	14%
	Not Produced	28	16%	506	13%	312	33%	112	29%	1	50%	7	41%	5	71%	38	13%	1009	18%
	Rescheduled by CHS	0	0%	0	0%	66	7%	2	1%	1	50%	1	6%	0	0%	0	0%	70	1%
	Rescheduled by Hospital	N/A	N/A	N/A	N/A	N/A	N/A	N/A	N/A	N/A	N/A	N/A	N/A	0	0%	N/A	N/A	0	0%
	Total Scheduled Services	177	100%	3851	100%	943	100%	386	100%	2	100%	17	100%	7	100%	294	100%	5677	100%

4	Outcome Metrics	Medical	Nursing	Mental Health	Reentry Services	Dental/Oral Surgery	Specialty Clinic - On	Specialty Clinic - Off	Substance Use	Total
4.1	Percent completed	84%	87%	60%	70%	0%	53%	29%	87%	81%

5	Unscheduled Services	N
5.1	Sick Call Completed	416

VI. GRVC

1	CHS Intakes (New Jail Admissions)	N
1.1	Completed CHS Intakes	0
1.2	Average time to completion once known to CHS (hours)	0.0

2	Referrals made to mental health service	N
2.1	Referrals made to mental health service	0
2.2	Referrals seen within 72 hours	0
2.3	Percent seen within 72 hours	

3	Scheduled Services	Medical		Nursing		Mental Health		Reentry Services		Dental/Oral Surgery		Specialty Clinic - On		Specialty Clinic - Off		Substance Use		Total	
	Service Outcomes	N	%	N	%	N	%	N	%	N	%	N	%	N	%	N	%	N	%
	Seen	217	79%	1625	55%	1356	68%	224	62%	83	33%	29	14%	19	35%	73	99%	3626	59%
	Refused & Verified	45	16%	217	7%	3	0%	17	5%	22	9%	3	1%	0	0%	0	0%	307	5%
	Not Produced	12	4%	1123	38%	540	27%	115	32%	146	58%	165	80%	33	60%	1	1%	2135	35%
	Rescheduled by CHS	0	0%	1	0%	93	5%	6	2%	0	0%	8	4%	0	0%	0	0%	108	2%
	Rescheduled by Hospital	N/A	N/A	N/A	N/A	N/A	N/A	N/A	N/A	N/A	N/A	N/A	N/A	3	5%	N/A	N/A	3	0%
	Total Scheduled Services	274	100%	2966	100%	1992	100%	362	100%	251	100%	205	100%	55	100%	74	100%	6179	100%

4	Outcome Metrics	Medical	Nursing	Mental Health	Reentry Services	Dental/Oral Surgery	Specialty Clinic - On	Specialty Clinic - Off	Substance Use	Total
4.1	Percent completed	96%	62%	68%	67%	42%	16%	35%	99%	64%

5	Unscheduled Services	N
5.1	Sick Call Completed	711

Correctional Health Services

VII. NIC

1	CHS Intakes (New Jail Admissions)	N
1.1	Completed CHS Intakes	0
1.2	Average time to completion once known to CHS (hours)	0.0

2	Referrals made to mental health service	N
2.1	Referrals made to mental health service	0
2.2	Referrals seen within 72 hours	0
2.3	Percent seen within 72 hours	

3	Scheduled Services	Medical		Nursing		Mental Health		Reentry Services		Dental/Oral Surgery		Specialty Clinic - On		Specialty Clinic - Off		Substance Use		Total	
	Service Outcomes	N	%	N	%	N	%	N	%	N	%	N	%	N	%	N	%	N	%
	Seen	243	86%	2923	87%	352	49%	96	56%	18	31%	113	49%	29	33%	19	100%	3793	77%
	Refused & Verified	31	11%	233	7%	12	2%	14	8%	4	7%	23	10%	23	26%	0	0%	340	7%
	Not Produced	8	3%	218	6%	189	26%	24	14%	34	59%	74	32%	30	34%	0	0%	577	12%
	Rescheduled by CHS	0	0%	3	0%	161	23%	37	22%	2	3%	19	8%	1	1%	0	0%	223	5%
	Rescheduled by Hospital	N/A	N/A	N/A	N/A	N/A	N/A	N/A	N/A	N/A	N/A	N/A	N/A	4	5%	N/A	N/A	4	0%
	Total Scheduled Services	282	100%	3377	100%	714	100%	171	100%	58	100%	229	100%	87	100%	19	100%	4937	100%

4	Outcome Metrics	Medical	Nursing	Mental Health	Reentry Services	Dental/Oral Surgery	Specialty Clinic - On Island	Specialty Clinic - Off Island	Substance Use	Total
4.1	Percent completed	97%	93%	51%	64%	38%	59%	60%	100%	84%

5	Unscheduled Services	N
5.1	Sick Call Completed	461

VIII. OBCC

1	CHS Intakes (New Jail Admissions)	N
1.1	Completed CHS Intakes	4
1.2	Average time to completion once known to CHS (hours)	3.0

2	Referrals made to mental health service	N
2.1	Referrals made to mental health service	0
2.2	Referrals seen within 72 hours	0
2.3	Percent seen within 72 hours	

3	Scheduled Services	Medical		Nursing		Mental Health		Reentry Services		Dental/Oral Surgery		Specialty Clinic - On		Specialty Clinic - Off		Substance Use		Total	
	Service Outcomes	N	%	N	%	N	%	N	%	N	%	N	%	N	%	N	%	N	%
	Seen	38	81%	433	85%	287	67%	112	71%	66	55%	33	40%	4	33%	31	97%	1004	72%
	Refused & Verified	8	17%	29	6%	10	2%	30	19%	11	9%	1	1%	0	0%	0	0%	89	6%
	Not Produced	1	2%	49	10%	130	30%	15	9%	33	28%	46	56%	8	67%	1	3%	283	20%
	Rescheduled by CHS	0	0%	0	0%	1	0%	1	1%	9	8%	2	2%	0	0%	0	0%	13	1%
	Rescheduled by Hospital	N/A	N/A	N/A	N/A	N/A	N/A	N/A	N/A	N/A	N/A	N/A	N/A	0	0%	N/A	N/A	0	0%
	Total Scheduled Services	47	100%	511	100%	428	100%	158	100%	119	100%	82	100%	12	100%	32	100%	1389	100%

4	Outcome Metrics	Medical	Nursing	Mental Health	Reentry Services	Dental/Oral Surgery	Specialty Clinic - On	Specialty Clinic - Off	Substance Use	Total
4.1	Percent completed	98%	90%	69%	90%	65%	41%	33%	97%	79%

5	Unscheduled Services	N
5.1	Sick Call Completed	148

Correctional Health Services

IX. RMSC

1	CHS Intakes (New Jail Admissions)	N
1.1	Completed CHS Intakes	64
1.2	Average time to completion once known to CHS (hours)	8.5

2	Referrals made to mental health service	N
2.1	Referrals made to mental health service	12
2.2	Referrals seen within 72 hours	12
2.3	Percent seen within 72 hours	100%

3	Scheduled Services	Medical		Nursing		Mental Health		Reentry Services		Dental/Oral Surgery		Specialty Clinic - On		Specialty Clinic - Off		Substance Use		Total	
	Service Outcomes	N	%	N	%	N	%	N	%	N	%	N	%	N	%	N	%	N	%
	Seen	345	75%	1153	75%	786	84%	291	85%	50	63%	137	64%	2	50%	64	98%	2828	78%
	Refused & Verified	52	11%	102	7%	35	4%	27	8%	10	13%	24	11%	1	25%	0	0%	251	7%
	Not Produced	42	9%	283	18%	100	11%	25	7%	19	24%	49	23%	1	25%	1	2%	520	14%
	Rescheduled by CHS	22	5%	4	0%	14	1%	0	0%	1	1%	4	2%	0	0%	0	0%	45	1%
	Rescheduled by Hospital	N/A	N/A	N/A	N/A	N/A	N/A	N/A	N/A	N/A	N/A	N/A	N/A	0	0%	N/A	N/A	0	0%
	Total Scheduled Services	461	100%	1542	100%	935	100%	343	100%	80	100%	214	100%	4	100%	65	100%	3644	100%

4	Outcome Metrics	Medical	Nursing	Mental Health	Reentry Services	Dental/Oral Surgery	Specialty Clinic - On	Specialty Clinic - Off	Substance Use	Total
4.1	Percent completed	86%	81%	88%	93%	75%	75%	75%	98%	84%

5	Unscheduled Services	N
5.1	Sick Call Completed	353

Correctional Health Services

X. RNDC

1	CHS Intakes (New Jail Admissions)	N
1.1	Completed CHS Intakes	0
1.2	Average time to completion once known to CHS (hours)	0.0

2	Referrals made to mental health service	N
2.1	Referrals made to mental health service	0
2.2	Referrals seen within 72 hours	0
2.3	Percent seen within 72 hours	

3	Scheduled Services	Medical		Nursing		Mental Health		Reentry Services		Dental/Oral Surgery		Specialty Clinic - On		Specialty Clinic - Off		Substance Use		Total	
	Service Outcomes	N	%	N	%	N	%	N	%	N	%	N	%	N	%	N	%	N	%
	Seen	199	38%	1085	60%	617	24%	227	31%	61	20%	58	28%	22	35%	66	100%	2335	37%
	Refused & Verified	223	43%	20	1%	24	1%	20	3%	18	6%	15	7%	2	3%	0	0%	322	5%
	Not Produced	102	19%	713	39%	1619	64%	367	51%	226	74%	136	65%	39	62%	0	0%	3202	51%
	Rescheduled by CHS	0	0%	1	0%	260	10%	110	15%	1	0%	1	0%	0	0%	0	0%	373	6%
	Rescheduled by Hospital	N/A	N/A	N/A	N/A	N/A	N/A	N/A	N/A	N/A	N/A	N/A	N/A	0	0%	N/A	N/A	0	0%
	Total Scheduled Services	524	100%	1819	100%	2520	100%	724	100%	306	100%	210	100%	63	100%	66	100%	6232	100%

4	Outcome Metrics	Medical	Nursing	Mental Health	Reentry Services	Dental/Oral Surgery	Specialty Clinic - On	Specialty Clinic - Off	Substance Use	Total
4.1	Percent completed	81%	61%	25%	34%	26%	35%	38%	100%	43%

5	Unscheduled Services	N
5.1	Sick Call Completed	239

Correctional Health Services

XI. VCBC

1	CHS Intakes (New Jail Admissions)	N
1.1	Completed CHS Intakes	0
1.2	Average time to completion once known to CHS (hours)	0.0

2	Referrals made to mental health service	N
2.1	Referrals made to mental health service	0
2.2	Referrals seen within 72 hours	0
2.3	Percent seen within 72 hours	

3	Scheduled Services	Medical		Nursing		Mental Health		Reentry Services		Dental/Oral Surgery		Specialty Clinic - On		Specialty Clinic - Off		Substance Use		Total	
	Service Outcomes	N	%	N	%	N	%	N	%	N	%	N	%	N	%	N	%	N	%
	Seen	69	34%	984	76%	414	36%	186	64%	36	22%	97	34%	19	29%	3	75%	1808	52%
	Refused & Verified	120	59%	23	2%	3	0%	17	6%	5	3%	113	40%	7	11%	0	0%	288	8%
	Not Produced	14	7%	294	23%	674	59%	86	30%	121	75%	72	25%	37	56%	1	25%	1299	38%
	Rescheduled by CHS	0	0%	0	0%	53	5%	0	0%	0	0%	1	0%	3	5%	0	0%	57	2%
	Rescheduled by Hospital	N/A	N/A	N/A	N/A	N/A	N/A	N/A	N/A	N/A	N/A	N/A	N/A	0	0%	N/A	N/A	0	0%
	Total Scheduled Services	203	100%	1301	100%	1144	100%	289	100%	162	100%	283	100%	66	100%	4	100%	3452	100%

4	Outcome Metrics	Medical	Nursing	Mental Health	Reentry Services	Dental/Oral Surgery	Specialty Clinic - On	Specialty Clinic - Off	Substance Use	Total
4.1	Percent completed	93%	77%	36%	70%	25%	74%	39%	75%	61%

5	Unscheduled Services	N
5.1	Sick Call Completed	502

XII. WF

1	CHS Intakes (New Jail Admissions)	N
1.1	Completed CHS Intakes	1
1.2	Average time to completion once known to CHS (hours)	0.0

2	Referrals made to mental health service	N
2.1	Referrals made to mental health service	0
2.2	Referrals seen within 72 hours	0
2.3	Percent seen within 72 hours	

3	Scheduled Services	Medical		Nursing		Mental Health		Reentry Services		Dental/Oral Surgery		Specialty Clinic - On		Specialty Clinic - Off		Substance Use		Total	
	Service Outcomes	N	%	N	%	N	%	N	%	N	%	N	%	N	%	N	%	N	%
	Seen	151	92%	972	70%	157	50%	73	52%	2	50%	14	48%	7	41%	2	100%	1378	67%
	Refused & Verified	9	5%	247	18%	17	5%	13	9%	0	0%	0	0%	1	6%	0	0%	287	14%
	Not Produced	4	2%	166	12%	83	26%	24	17%	1	25%	15	52%	9	53%	0	0%	302	15%
	Rescheduled by CHS	0	0%	1	0%	59	19%	31	22%	1	25%	0	0%	0	0%	0	0%	92	4%
	Rescheduled by Hospital	N/A	N/A	N/A	N/A	N/A	N/A	N/A	N/A	N/A	N/A	N/A	N/A	0	0%	N/A	N/A	0	0%
	Total Scheduled Services	164	100%	1386	100%	316	100%	141	100%	4	100%	29	100%	17	100%	2	100%	2059	100%

4	Outcome Metrics	Medical	Nursing	Mental Health	Reentry Services	Dental/Oral Surgery	Specialty Clinic - On	Specialty Clinic - Off	Substance Use	Total
4.1	Percent completed	98%	88%	55%	61%	50%	48%	47%	100%	81%

5	Unscheduled Services	N
5.1	Sick Call Completed	143

CHS Access Report: December 2021

Version: 5/11/2022

I. Table of Contents

Contents

I. Table of Contents.....	2
II. Data Dictionary	3
III. Summary Data.....	4
IV. AMKC.....	5
V. EMTC.....	6
VI. GRVC	7
VII. NIC.....	8
VIII. OBCC	9
IX. RMSC.....	10
X. RNDC.....	11
XI. VCBC.....	12
XII. WF	13

II. Data Dictionary

1	CHS Intakes (New Jail Admissions)	Definition
1.1	Completed CHS Intakes	Number of new jail admission intake encounters completed by CHS providers
1.2	Average time to completion once known to CHS (hours)	Number of hours between check-in by DOC and check-out by CHS for completed intake encounters (1.1)

2	Referrals made to mental health service	Definition
2.1	Referrals made to mental health service	All book and cases with an initial referral to mental health in reporting month. Facility-specific reports reference the housing facility at the time of the mental health referral was made.
2.2	Referrals seen within 72 hours	For all book and cases where an initial referral to mental health occurs in reporting month (2.1), total number of book and cases who had a mental health intake or psychiatric assessment where encounter date was <=72 hours from referral date.
2.3	Percent seen within 72 hours	2.2 divided by 2.1

3	Scheduled services by discipline with outcomes	Definition
		-Shows direct, scheduled service encounters, total overall and by discipline, and disaggregates by outcome category recorded (N, %). Excludes encounters scheduled for discharged patients. -Specialty Clinic-On-Island encounters are for the following specialties: Audiology, Cardiology, Dermatology, Dialysis, ENT, Gynecology, Hand Specialist, ID Specialist, Nephrology, Neurology, Optometry, Orthopedic, Podiatry, Post Partum, Pre-Natal, Rehab Physical Therapy, Reproduction, Surgery -Specialty Clinic-Off-Island encounters are for the following specialties: Audiology, Breast, Cardiology, Cardiovascular, Chest, Dermatology, Endocrinology, ENT, Gastroenterology, General Surgery, Gynecology, Hand, Hematology, ID/Virology, Neurosurgery, Oncology, Ophthalmology, Oral Surgery, Orthopedic, Pain Management, Plastic Surgery, Podiatry, Renal, Rheumatology, Trauma, Urology, Vascular

4	Outcome Metrics	Definition
4.1	Percent completed	Sum of scheduled service outcomes "Seen" and "Refused & Verified" divided by "Total Scheduled Services"

5	Unscheduled Services	Definition
5.1	Sick call completed	Number of sick call encounters completed by CHS

Correctional Health Services

III. Summary Data

1	CHS Intakes (New Jail Admissions)	N
1.1	Completed CHS Intakes	1101
1.2	Average time to completion once known to CHS (hours)	4.7

2	Referrals made to mental health service	N
2.1	Referrals made to mental health service	241
2.2	Referrals seen within 72 hours	162
2.3	Percent seen within 72 hours	67%

3	Scheduled Services	Medical		Nursing		Mental Health		Reentry Services		Dental/Oral Surgery		Specialty Clinic - On Island		Specialty Clinic - Off Island		Substance Use		Total	
		N	%	N	%	N	%	N	%	N	%	N	%	N	%	N	%	N	%
	Service Outcomes																		
	Seen	1968	71%	15373	66%	6745	54%	2194	58%	224	16%	532	30%	138	30%	807	88%	27981	59%
	Refused & Verified	598	21%	2072	9%	127	1%	210	6%	51	4%	147	8%	47	10%	1	0%	3253	7%
	Not Produced	193	7%	5934	25%	4850	39%	1273	34%	1076	78%	1012	57%	234	50%	104	11%	14676	31%
	Rescheduled by CHS	31	1%	8	0%	874	7%	121	3%	36	3%	100	6%	18	4%	0	0%	1188	3%
	Rescheduled by Hospital	N/A	N/A	N/A	N/A	N/A	N/A	N/A	N/A	N/A	N/A	N/A	N/A	30	6%	N/A	N/A	30	0%
	Total Scheduled Services	2790	100%	23387	100%	12596	100%	3798	100%	1387	100%	1791	100%	467	100%	912	100%	47128	100%

4	Outcome Metrics	Medical	Nursing	Mental Health	Reentry Services	Dental/Oral Surgery	Specialty Clinic - On	Specialty Clinic - Off	Substance Use	Total
4.1	Percent completed	92%	75%	55%	63%	20%	38%	40%	89%	66%

5	Unscheduled Services	N
5.1	Sick Call Completed	3957

Correctional Health Services

IV. AMKC

1	CHS Intakes (New Jail Admissions)	N
1.1	Completed CHS Intakes	13
1.2	Average time to completion once known to CHS (hours)	4.5

2	Referrals made to mental health service	N
2.1	Referrals made to mental health service	0
2.2	Referrals seen within 72 hours	0
2.3	Percent seen within 72 hours	

3	Scheduled Services	Medical		Nursing		Mental Health		Reentry Services		Dental/Oral Surgery		Specialty Clinic - On		Specialty Clinic - Off		Substance Use		Total	
	Service Outcomes	N	%	N	%	N	%	N	%	N	%	N	%	N	%	N	%	N	%
	Seen	142	66%	3510	62%	2712	66%	860	66%	25	5%	110	21%	45	25%	261	76%	7665	60%
	Refused & Verified	26	12%	212	4%	9	0%	111	9%	3	1%	4	1%	3	2%	1	0%	369	3%
	Not Produced	46	21%	1915	34%	1170	29%	325	25%	489	92%	394	74%	122	67%	80	23%	4541	35%
	Rescheduled by CHS	0	0%	2	0%	211	5%	0	0%	16	3%	21	4%	3	2%	0	0%	253	2%
	Rescheduled by Hospital	N/A	N/A	N/A	N/A	N/A	N/A	N/A	N/A	N/A	N/A	N/A	N/A	8	4%	N/A	N/A	8	0%
	Total Scheduled Services	214	100%	5639	100%	4102	100%	1296	100%	533	100%	529	100%	181	100%	342	100%	12836	100%

4	Outcome Metrics	Medical	Nursing	Mental Health	Reentry Services	Dental/Oral Surgery	Specialty Clinic - On	Specialty Clinic - Off	Substance Use	Total
4.1	Percent completed	79%	66%	66%	75%	5%	22%	27%	77%	63%

5	Unscheduled Services	N
5.1	Sick Call Completed	957

Correctional Health Services

V. EMTC

1	CHS Intakes (New Jail Admissions)	N
1.1	Completed CHS Intakes	1008
1.2	Average time to completion once known to CHS (hours)	4.5

2	Referrals made to mental health service	N
2.1	Referrals made to mental health service	235
2.2	Referrals seen within 72 hours	157
2.3	Percent seen within 72 hours	67%

3	Scheduled Services	Medical		Nursing		Mental Health		Reentry Services		Dental/Oral Surgery		Specialty Clinic - On		Specialty Clinic - Off		Substance Use		Total	
	Service Outcomes	N	%	N	%	N	%	N	%	N	%	N	%	N	%	N	%	N	%
	Seen	192	66%	2293	62%	624	63%	229	48%	0	0%	5	22%	2	17%	311	93%	3656	63%
	Refused & Verified	93	32%	612	17%	26	3%	24	5%	0	0%	0	0%	0	0%	0	0%	755	13%
	Not Produced	6	2%	798	22%	255	26%	209	44%	0	0%	17	74%	8	67%	24	7%	1317	23%
	Rescheduled by CHS	2	1%	1	0%	84	8%	18	4%	0	0%	1	4%	1	8%	0	0%	107	2%
	Rescheduled by Hospital	N/A	N/A	N/A	N/A	N/A	N/A	N/A	N/A	N/A	N/A	N/A	N/A	1	8%	N/A	N/A	1	0%
	Total Scheduled Services	293	100%	3704	100%	989	100%	480	100%	0	0%	23	100%	12	100%	335	100%	5836	100%

4	Outcome Metrics	Medical	Nursing	Mental Health	Reentry Services	Dental/Oral Surgery	Specialty Clinic - On	Specialty Clinic - Off	Substance Use	Total
4.1	Percent completed	97%	78%	66%	53%		22%	17%	93%	76%

5	Unscheduled Services	N
5.1	Sick Call Completed	403

VI. GRVC

1	CHS Intakes (New Jail Admissions)	N
1.1	Completed CHS Intakes	0
1.2	Average time to completion once known to CHS (hours)	0.0

2	Referrals made to mental health service	N
2.1	Referrals made to mental health service	0
2.2	Referrals seen within 72 hours	0
2.3	Percent seen within 72 hours	

3	Scheduled Services	Medical		Nursing		Mental Health		Reentry Services		Dental/Oral Surgery		Specialty Clinic - On		Specialty Clinic - Off		Substance Use		Total	
	Service Outcomes	N	%	N	%	N	%	N	%	N	%	N	%	N	%	N	%	N	%
	Seen	321	80%	1582	47%	1319	68%	224	65%	56	23%	26	12%	19	39%	47	100%	3594	55%
	Refused & Verified	48	12%	289	9%	14	1%	9	3%	8	3%	2	1%	6	12%	0	0%	376	6%
	Not Produced	32	8%	1477	44%	513	27%	111	32%	175	73%	178	82%	23	47%	0	0%	2509	38%
	Rescheduled by CHS	0	0%	1	0%	82	4%	0	0%	0	0%	11	5%	0	0%	0	0%	94	1%
	Rescheduled by Hospital	N/A	N/A	N/A	N/A	N/A	N/A	N/A	N/A	N/A	N/A	N/A	N/A	1	2%	N/A	N/A	1	0%
	Total Scheduled Services	401	100%	3349	100%	1928	100%	344	100%	239	100%	217	100%	49	100%	47	100%	6574	100%

4	Outcome Metrics	Medical	Nursing	Mental Health	Reentry Services	Dental/Oral Surgery	Specialty Clinic - On	Specialty Clinic - Off	Substance Use	Total
4.1	Percent completed	92%	56%	69%	68%	27%	13%	51%	100%	60%

5	Unscheduled Services	N
5.1	Sick Call Completed	721

Correctional Health Services

VII. NIC

1	CHS Intakes (New Jail Admissions)	N
1.1	Completed CHS Intakes	0
1.2	Average time to completion once known to CHS (hours)	0.0

2	Referrals made to mental health service	N
2.1	Referrals made to mental health service	0
2.2	Referrals seen within 72 hours	0
2.3	Percent seen within 72 hours	

3	Scheduled Services	Medical		Nursing		Mental Health		Reentry Services		Dental/Oral Surgery		Specialty Clinic - On		Specialty Clinic - Off		Substance Use		Total	
	Service Outcomes	N	%	N	%	N	%	N	%	N	%	N	%	N	%	N	%	N	%
	Seen	263	88%	3455	85%	282	48%	109	60%	18	29%	125	50%	43	40%	17	100%	4312	77%
	Refused & Verified	26	9%	309	8%	12	2%	11	6%	10	16%	16	6%	26	24%	0	0%	410	7%
	Not Produced	10	3%	298	7%	169	29%	43	23%	31	49%	82	33%	23	21%	0	0%	656	12%
	Rescheduled by CHS	0	0%	2	0%	123	21%	20	11%	4	6%	28	11%	4	4%	0	0%	181	3%
	Rescheduled by Hospital	N/A	N/A	N/A	N/A	N/A	N/A	N/A	N/A	N/A	N/A	N/A	N/A	11	10%	N/A	N/A	11	0%
	Total Scheduled Services	299	100%	4064	100%	586	100%	183	100%	63	100%	251	100%	107	100%	17	100%	5570	100%

4	Outcome Metrics	Medical	Nursing	Mental Health	Reentry Services	Dental/Oral Surgery	Specialty Clinic - On	Specialty Clinic - Off	Substance Use	Total
4.1	Percent completed	97%	93%	50%	66%	44%	56%	64%	100%	85%

5	Unscheduled Services	N
5.1	Sick Call Completed	468

VIII. OBCC

1	CHS Intakes (New Jail Admissions)	N
1.1	Completed CHS Intakes	0
1.2	Average time to completion once known to CHS (hours)	0.0

2	Referrals made to mental health service	N
2.1	Referrals made to mental health service	0
2.2	Referrals seen within 72 hours	0
2.3	Percent seen within 72 hours	

3	Scheduled Services	Medical		Nursing		Mental Health		Reentry Services		Dental/Oral Surgery		Specialty Clinic - On		Specialty Clinic - Off		Substance Use		Total	
	Service Outcomes	N	%	N	%	N	%	N	%	N	%	N	%	N	%	N	%	N	%
	Seen	112	90%	276	83%	128	35%	59	43%	18	30%	16	21%	1	20%	8	100%	618	56%
	Refused & Verified	12	10%	10	3%	0	0%	5	4%	8	13%	1	1%	0	0%	0	0%	36	3%
	Not Produced	1	1%	48	14%	230	63%	72	53%	34	57%	53	69%	3	60%	0	0%	441	40%
	Rescheduled by CHS	0	0%	0	0%	5	1%	0	0%	0	0%	7	9%	1	20%	0	0%	13	1%
	Rescheduled by Hospital	N/A	N/A	N/A	N/A	N/A	N/A	N/A	N/A	N/A	N/A	N/A	N/A	0	0%	N/A	N/A	0	0%
	Total Scheduled Services	125	100%	334	100%	363	100%	136	100%	60	100%	77	100%	5	100%	8	100%	1108	100%

4	Outcome Metrics	Medical	Nursing	Mental Health	Reentry Services	Dental/Oral Surgery	Specialty Clinic - On	Specialty Clinic - Off	Substance Use	Total
4.1	Percent completed	99%	86%	35%	47%	43%	22%	20%	100%	59%

5	Unscheduled Services	N
5.1	Sick Call Completed	94

IX. RMSC

1	CHS Intakes (New Jail Admissions)	N
1.1	Completed CHS Intakes	73
1.2	Average time to completion once known to CHS (hours)	8.5

2	Referrals made to mental health service	N
2.1	Referrals made to mental health service	5
2.2	Referrals seen within 72 hours	5
2.3	Percent seen within 72 hours	100%

3	Scheduled Services	Medical		Nursing		Mental Health		Reentry Services		Dental/Oral Surgery		Specialty Clinic - On		Specialty Clinic - Off		Substance Use		Total	
	Service Outcomes	N	%	N	%	N	%	N	%	N	%	N	%	N	%	N	%	N	%
	Seen	393	83%	1097	78%	551	82%	260	84%	35	47%	142	59%	1	25%	57	100%	2536	79%
	Refused & Verified	32	7%	100	7%	31	5%	20	6%	10	13%	24	10%	0	0%	0	0%	217	7%
	Not Produced	22	5%	205	15%	84	13%	30	10%	30	40%	61	25%	2	50%	0	0%	434	13%
	Rescheduled by CHS	24	5%	2	0%	2	0%	1	0%	0	0%	13	5%	0	0%	0	0%	42	1%
	Rescheduled by Hospital	N/A	N/A	N/A	N/A	N/A	N/A	N/A	N/A	N/A	N/A	N/A	N/A	1	25%	N/A	N/A	1	0%
	Total Scheduled Services	471	100%	1404	100%	668	100%	311	100%	75	100%	240	100%	4	100%	57	100%	3230	100%

4	Outcome Metrics	Medical	Nursing	Mental Health	Reentry Services	Dental/Oral Surgery	Specialty Clinic - On	Specialty Clinic - Off	Substance Use	Total
4.1	Percent completed	90%	85%	87%	90%	60%	69%	25%	100%	85%

5	Unscheduled Services	N
5.1	Sick Call Completed	323

Correctional Health Services

X. RNDC

1	CHS Intakes (New Jail Admissions)	N
1.1	Completed CHS Intakes	0
1.2	Average time to completion once known to CHS (hours)	0.0

2	Referrals made to mental health service	N
2.1	Referrals made to mental health service	0
2.2	Referrals seen within 72 hours	0
2.3	Percent seen within 72 hours	

3	Scheduled Services	Medical		Nursing		Mental Health		Reentry Services		Dental/Oral Surgery		Specialty Clinic - On		Specialty Clinic - Off		Substance Use		Total	
	Service Outcomes	N	%	N	%	N	%	N	%	N	%	N	%	N	%	N	%	N	%
	Seen	190	36%	982	55%	583	22%	231	32%	31	13%	32	17%	14	28%	102	100%	2165	35%
	Refused & Verified	275	53%	144	8%	13	0%	9	1%	8	3%	5	3%	3	6%	0	0%	457	7%
	Not Produced	56	11%	657	37%	1796	68%	401	56%	197	80%	143	76%	29	58%	0	0%	3279	52%
	Rescheduled by CHS	0	0%	0	0%	259	10%	75	10%	11	4%	9	5%	0	0%	0	0%	354	6%
	Rescheduled by Hospital	N/A	N/A	N/A	N/A	N/A	N/A	N/A	N/A	N/A	N/A	N/A	N/A	4	8%	N/A	N/A	4	0%
	Total Scheduled Services	521	100%	1783	100%	2651	100%	716	100%	247	100%	189	100%	50	100%	102	100%	6259	100%

4	Outcome Metrics	Medical	Nursing	Mental Health	Reentry Services	Dental/Oral Surgery	Specialty Clinic - On	Specialty Clinic - Off	Substance Use	Total
4.1	Percent completed	89%	63%	22%	34%	16%	20%	34%	100%	42%

5	Unscheduled Services	N
5.1	Sick Call Completed	249

Correctional Health Services

XI. VCBC

1	CHS Intakes (New Jail Admissions)	N
1.1	Completed CHS Intakes	0
1.2	Average time to completion once known to CHS (hours)	0.0

2	Referrals made to mental health service	N
2.1	Referrals made to mental health service	0
2.2	Referrals seen within 72 hours	0
2.3	Percent seen within 72 hours	

3	Scheduled Services	Medical		Nursing		Mental Health		Reentry Services		Dental/Oral Surgery		Specialty Clinic - On		Specialty Clinic - Off		Substance Use		Total	
	Service Outcomes	N	%	N	%	N	%	N	%	N	%	N	%	N	%	N	%	N	%
	Seen	90	48%	1101	79%	403	40%	193	68%	37	24%	63	27%	10	21%	0	0%	1897	57%
	Refused & Verified	73	39%	33	2%	1	0%	19	7%	4	3%	95	41%	9	19%	0	0%	234	7%
	Not Produced	18	10%	257	18%	523	52%	72	25%	111	71%	67	29%	20	42%	0	0%	1068	32%
	Rescheduled by CHS	5	3%	0	0%	79	8%	0	0%	5	3%	8	3%	7	15%	0	0%	104	3%
	Rescheduled by Hospital	N/A	N/A	N/A	N/A	N/A	N/A	N/A	N/A	N/A	N/A	N/A	N/A	2	4%	N/A	N/A	2	0%
	Total Scheduled Services	186	100%	1391	100%	1006	100%	284	100%	157	100%	233	100%	48	100%	0	0%	3305	100%

4	Outcome Metrics	Medical	Nursing	Mental Health	Reentry Services	Dental/Oral Surgery	Specialty Clinic - On	Specialty Clinic - Off	Substance Use	Total
4.1	Percent completed	88%	82%	40%	75%	26%	68%	40%		64%

5	Unscheduled Services	N
5.1	Sick Call Completed	508

XII. WF

1	CHS Intakes (New Jail Admissions)	N
1.1	Completed CHS Intakes	7
1.2	Average time to completion once known to CHS (hours)	0.6

2	Referrals made to mental health service	N
2.1	Referrals made to mental health service	1
2.2	Referrals seen within 72 hours	0
2.3	Percent seen within 72 hours	0%

3	Scheduled Services	Medical		Nursing		Mental Health		Reentry Services		Dental/Oral Surgery		Specialty Clinic - On		Specialty Clinic - Off		Substance Use		Total	
	Service Outcomes	N	%	N	%	N	%	N	%	N	%	N	%	N	%	N	%	N	%
	Seen	265	95%	1077	63%	143	47%	29	60%	4	31%	13	41%	3	27%	4	100%	1538	64%
	Refused & Verified	13	5%	363	21%	21	7%	2	4%	0	0%	0	0%	0	0%	0	0%	399	17%
	Not Produced	2	1%	279	16%	110	36%	10	21%	9	69%	17	53%	4	36%	0	0%	431	18%
	Rescheduled by CHS	0	0%	0	0%	29	10%	7	15%	0	0%	2	6%	2	18%	0	0%	40	2%
	Rescheduled by Hospital	N/A	N/A	N/A	N/A	N/A	N/A	N/A	N/A	N/A	N/A	N/A	N/A	2	18%	N/A	N/A	2	0%
	Total Scheduled Services	280	100%	1719	100%	303	100%	48	100%	13	100%	32	100%	11	100%	4	100%	2410	100%

4	Outcome Metrics	Medical	Nursing	Mental Health	Reentry Services	Dental/Oral Surgery	Specialty Clinic - On	Specialty Clinic - Off	Substance Use	Total
4.1	Percent completed	99%	84%	54%	65%	31%	41%	27%	100%	80%

5	Unscheduled Services	N
5.1	Sick Call Completed	234

CHS Access Trend: October 2021 to December 2021

Version: 5/11/2022



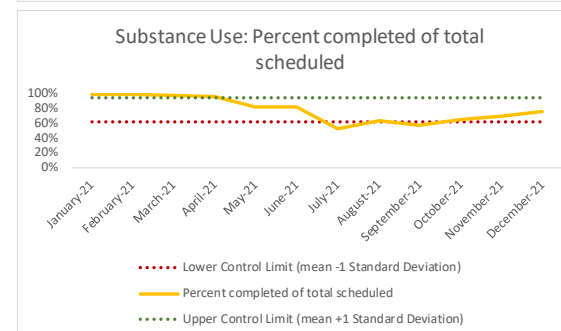
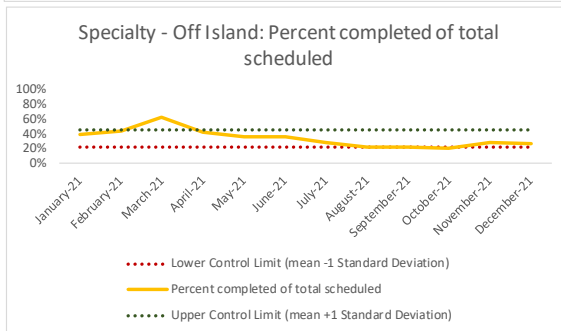
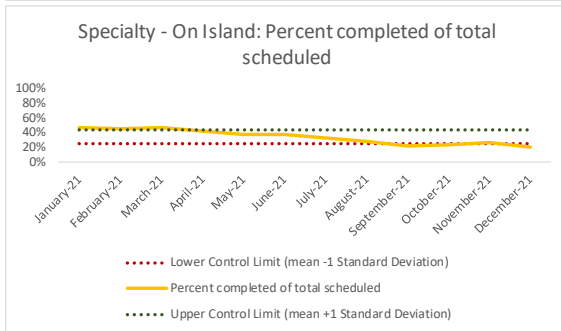
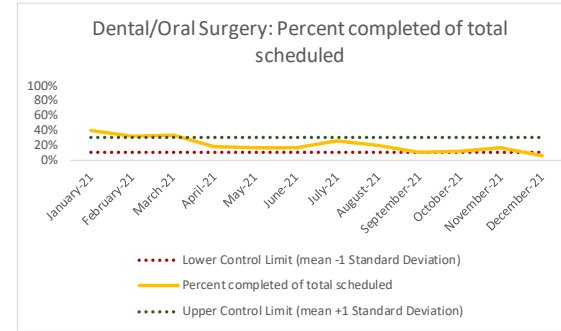

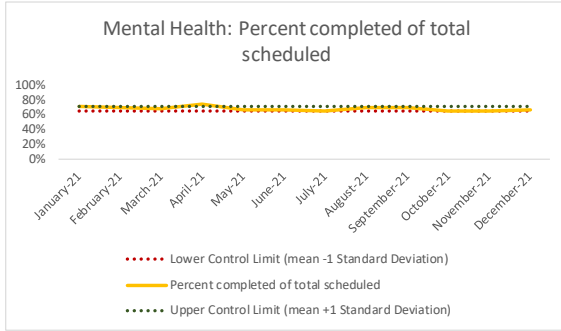
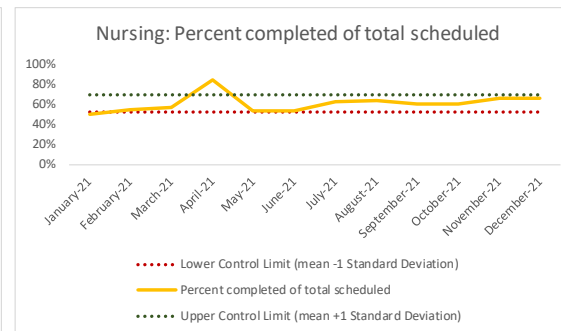
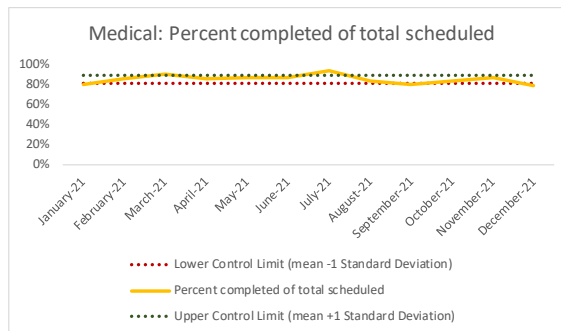
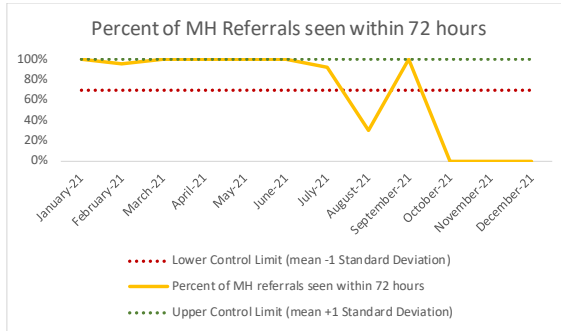
Correctional Health Services

I. Table of Contents

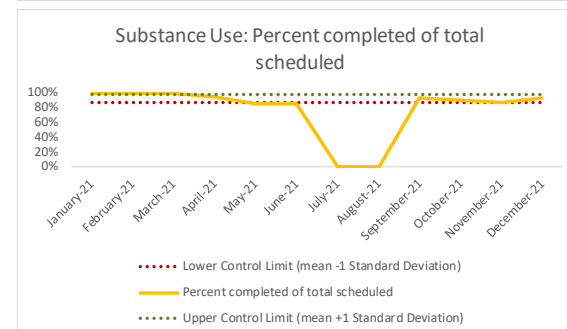
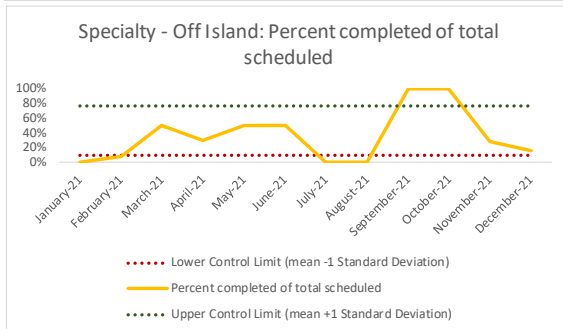
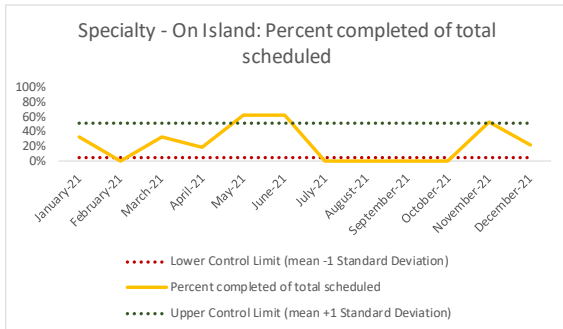
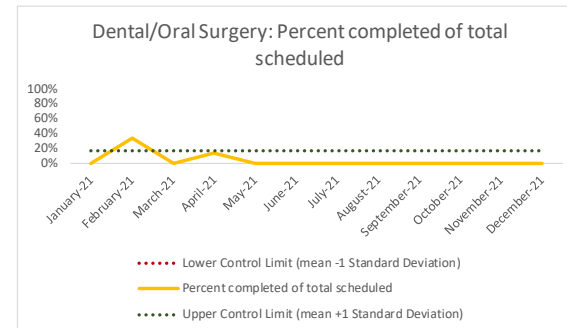
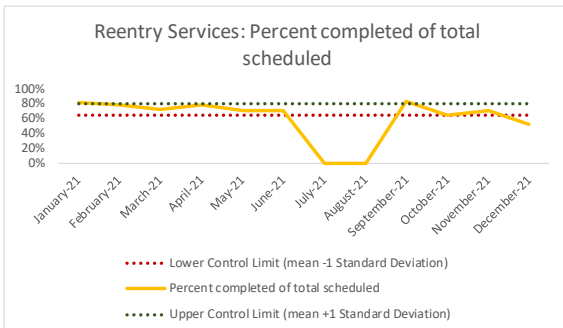
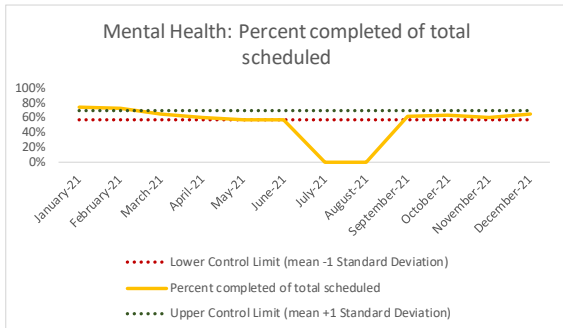
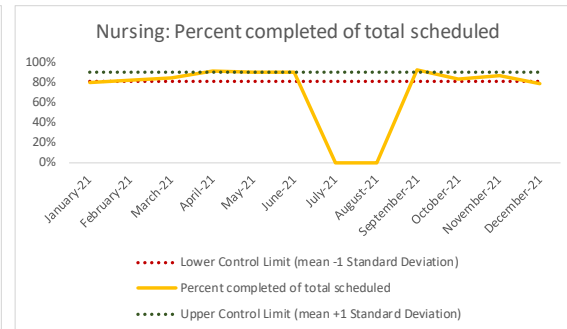
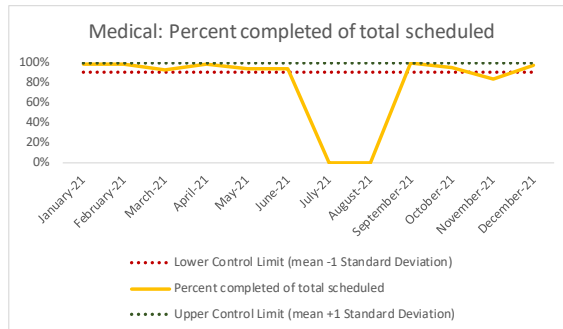
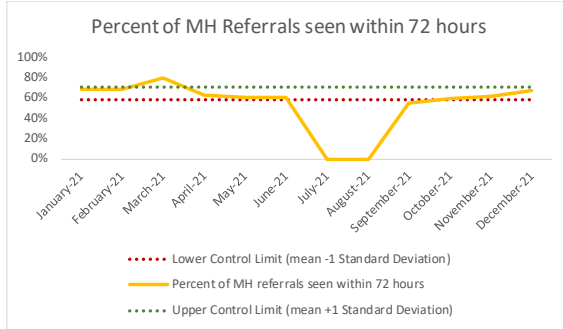
Contents

I. Table of Contents.....	2
II. AMKC.....	3
III. EMTC.....	4
IV. GRVC.....	5
VI. NIC.....	6
VII. OBCC.....	7
VIII. RMSC.....	8
IX. RNDC.....	9
X. VCBC.....	10
XI. WF.....	11

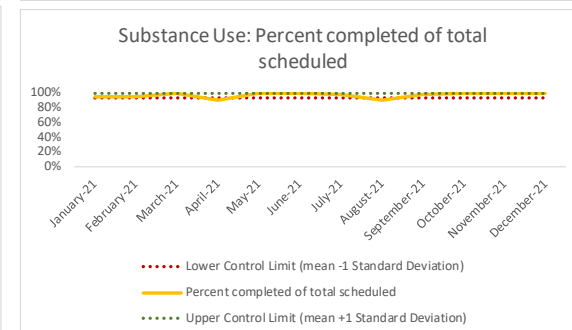
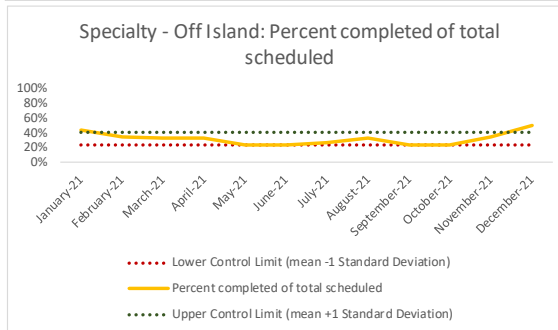
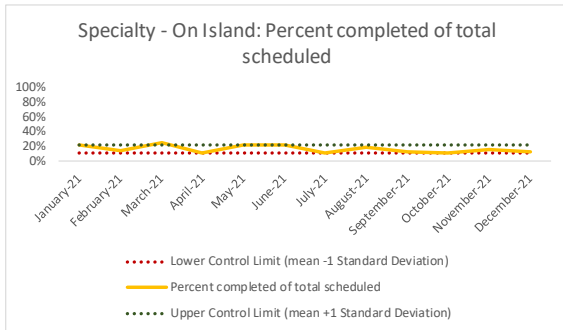
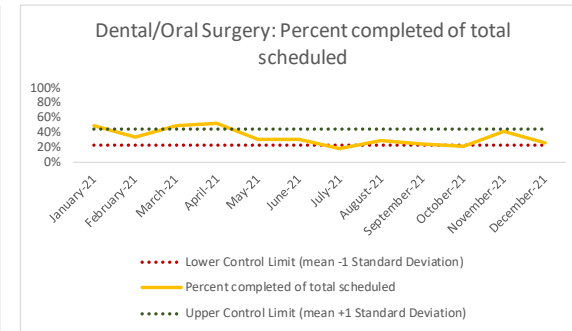
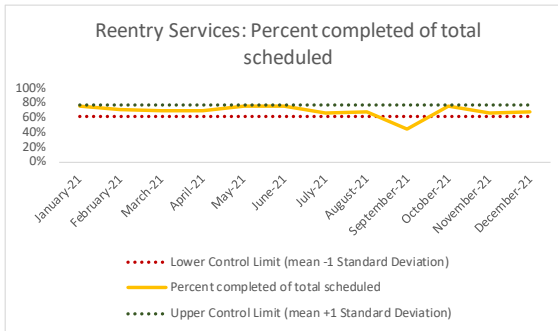
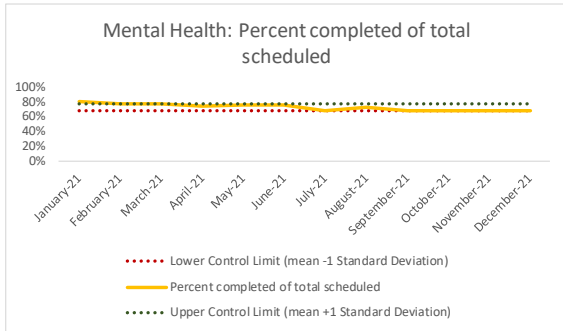
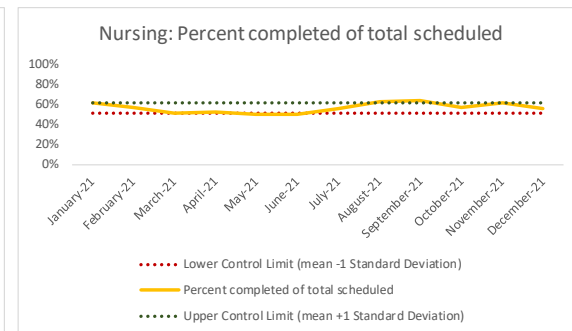
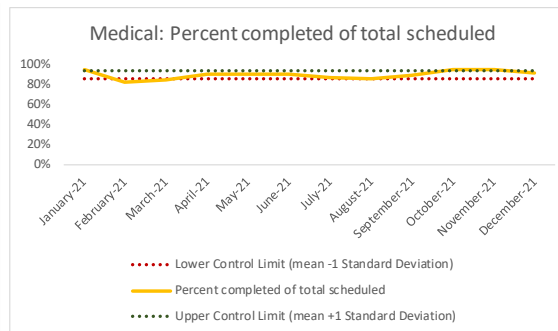
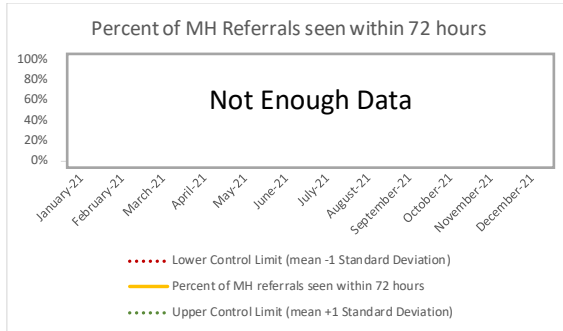
II. AMKC



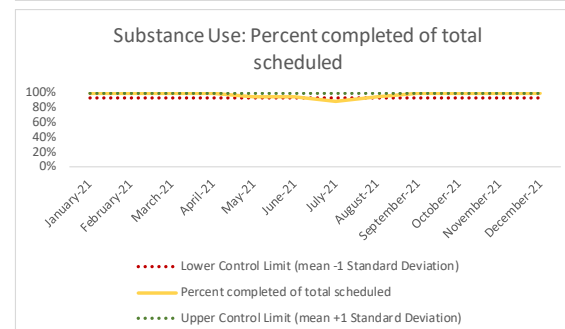
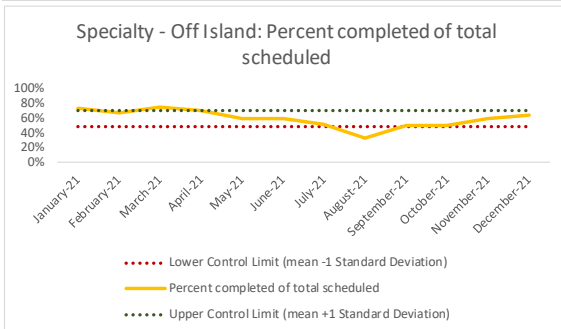
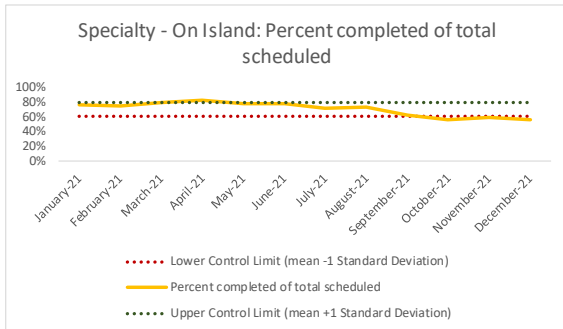
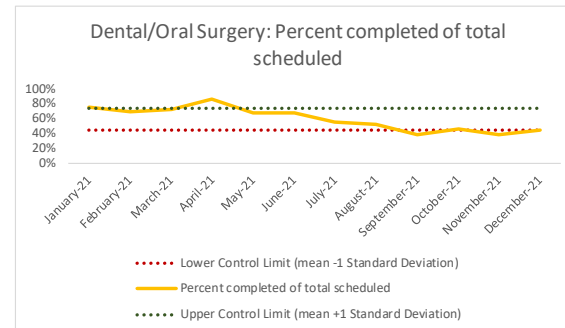
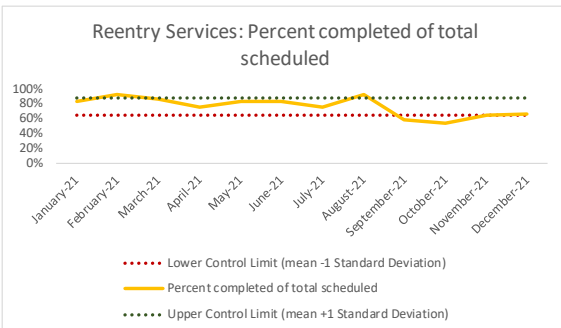
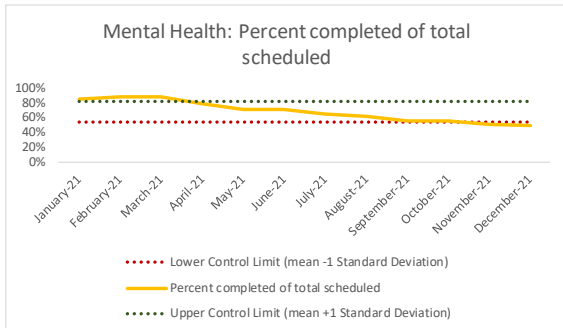
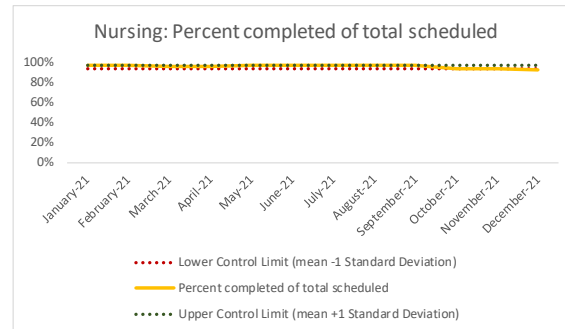
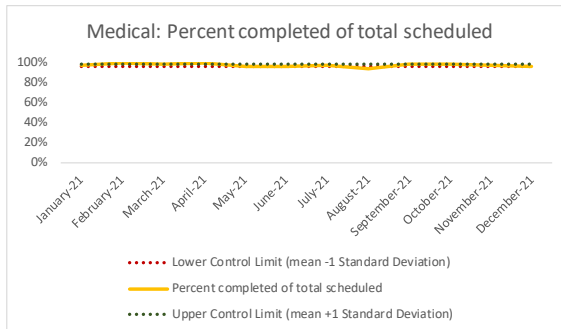
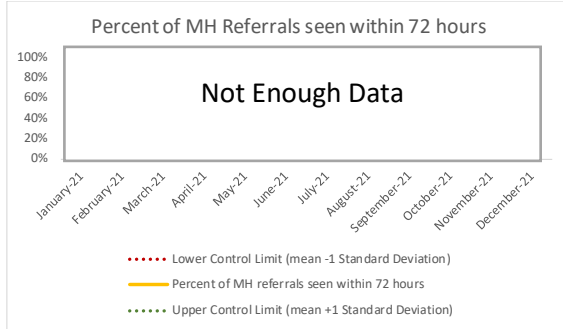
III. EMTC



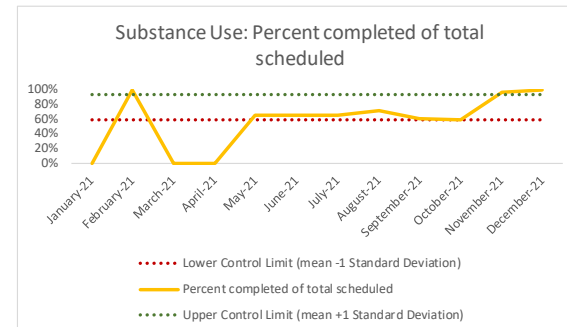
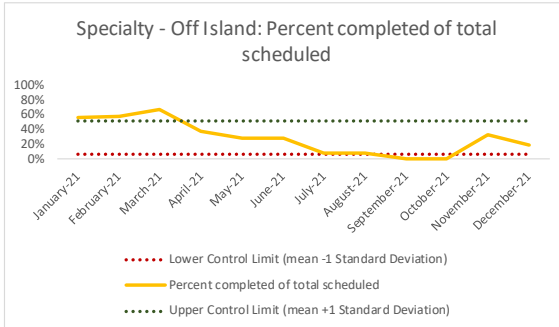
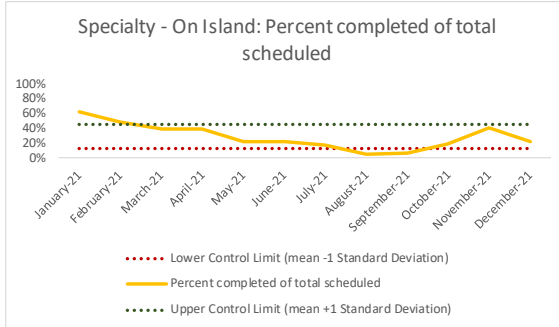
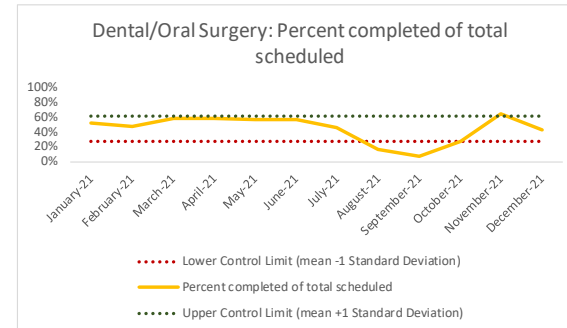
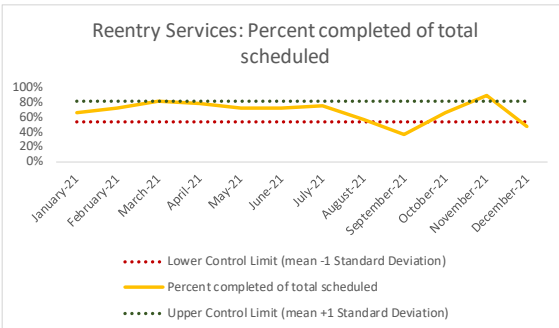
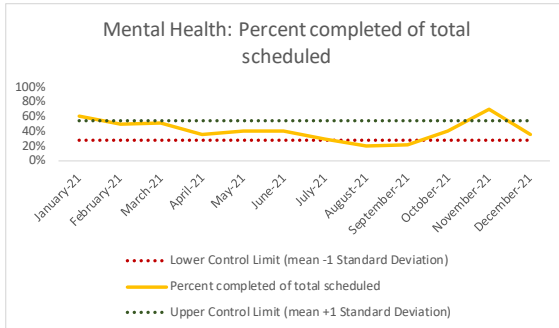
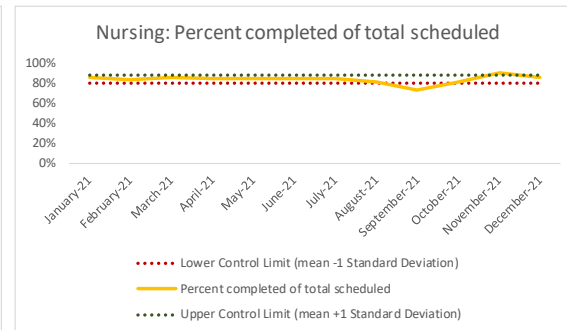
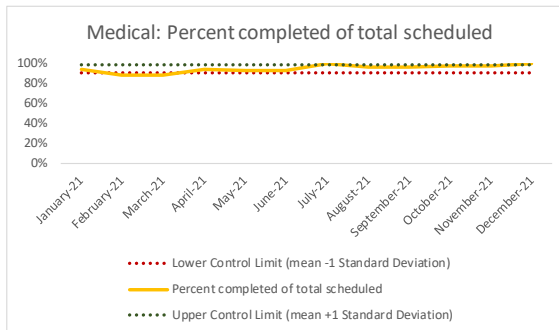
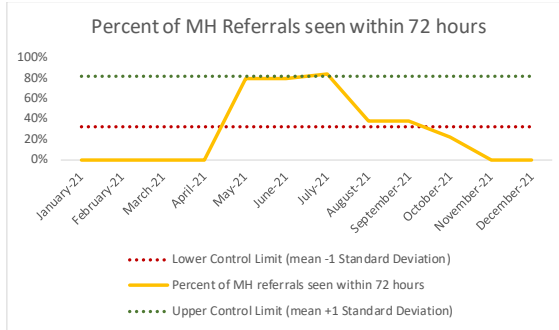
IV. GRVC



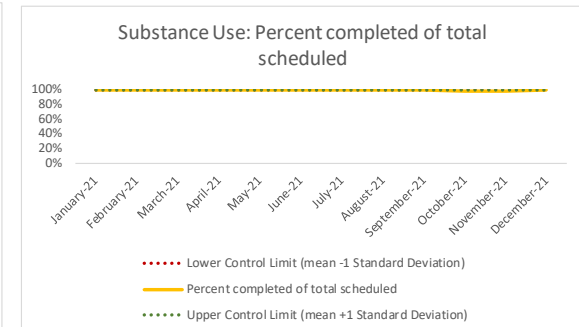
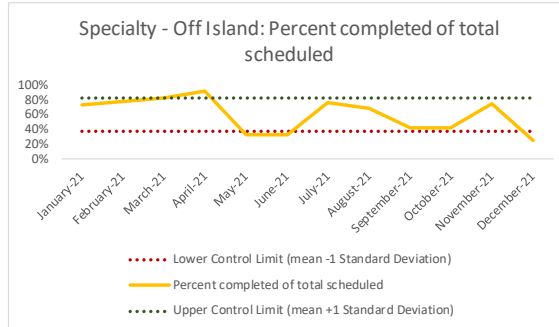
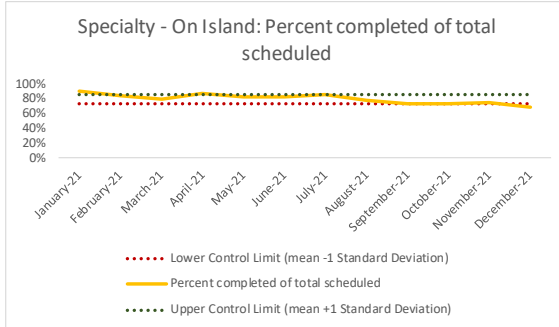
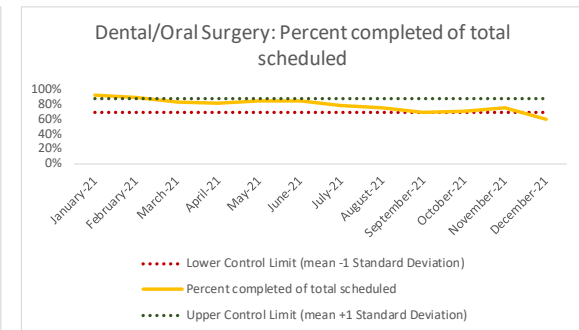
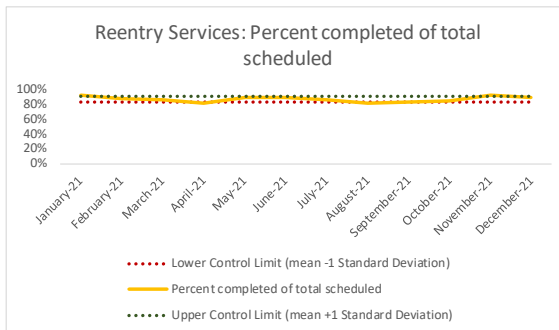
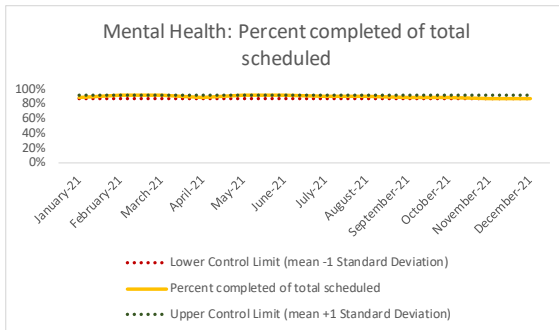
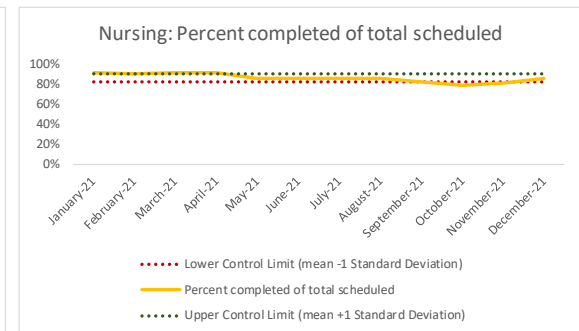
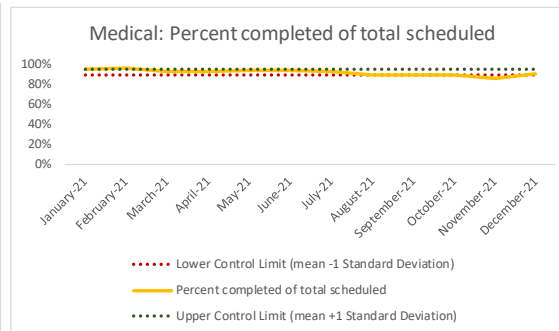
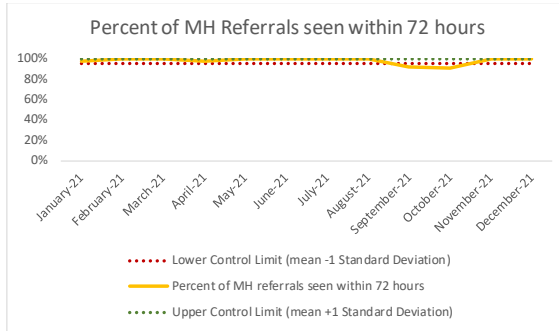
V. NIC



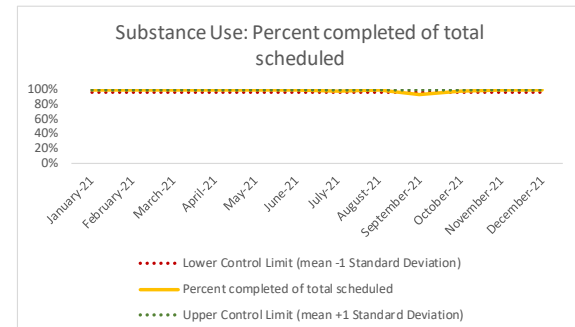
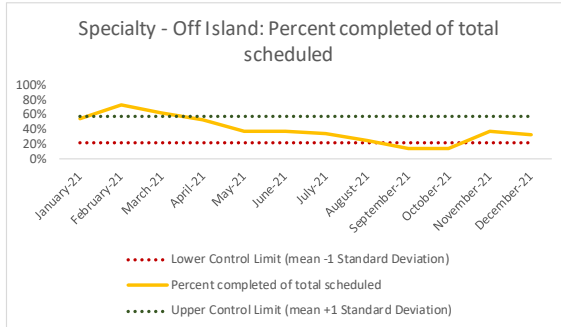
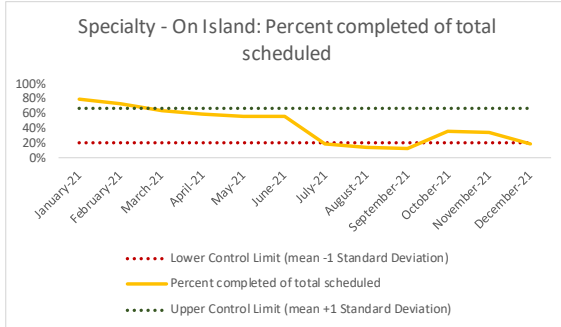
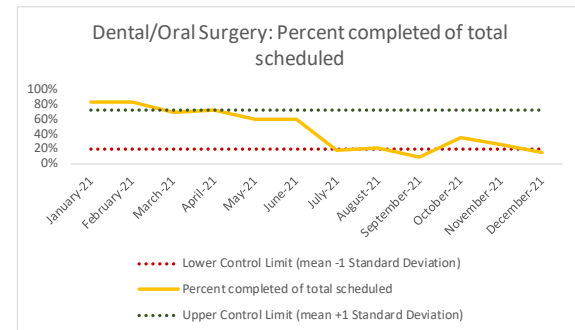
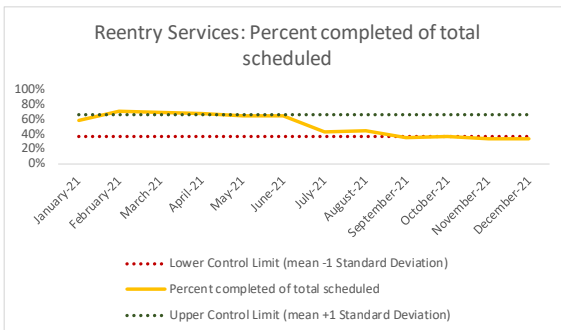
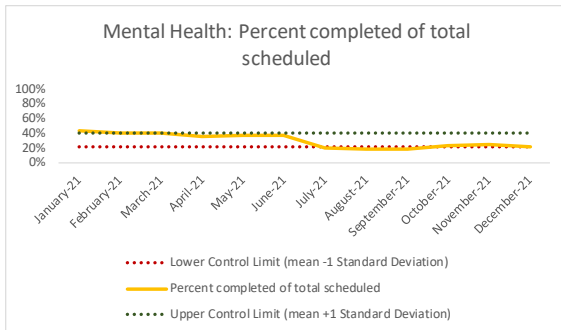
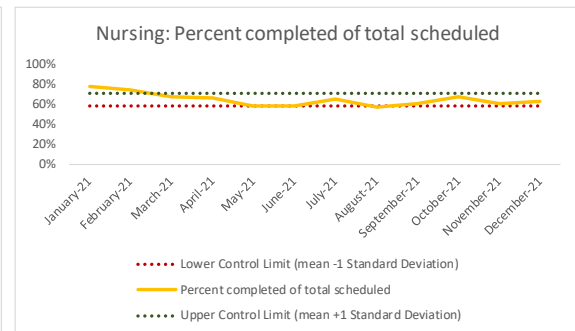
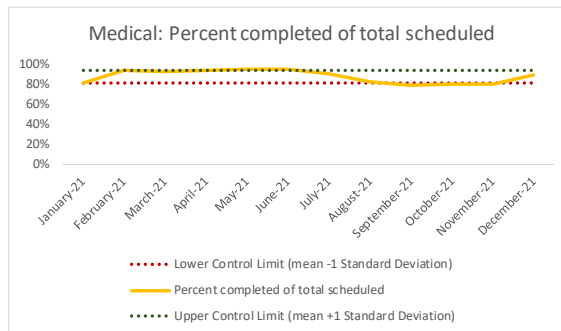
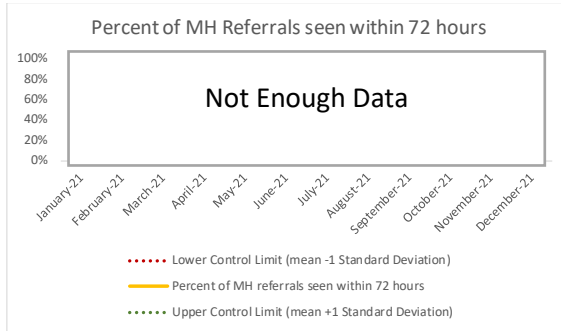
VI. OBCC



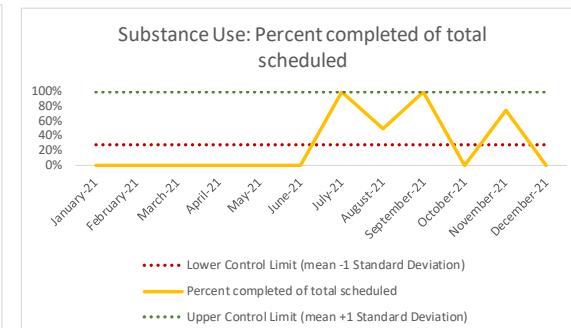
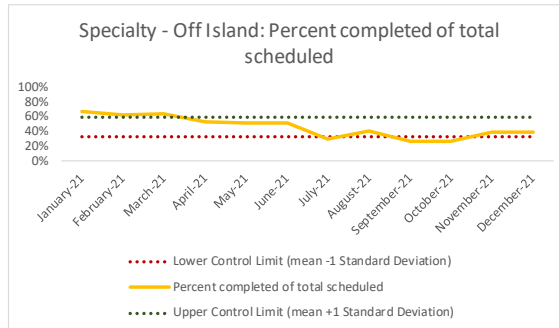
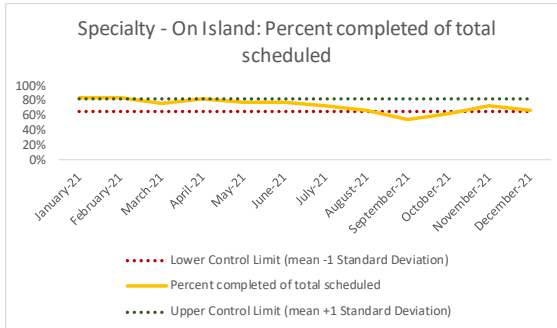
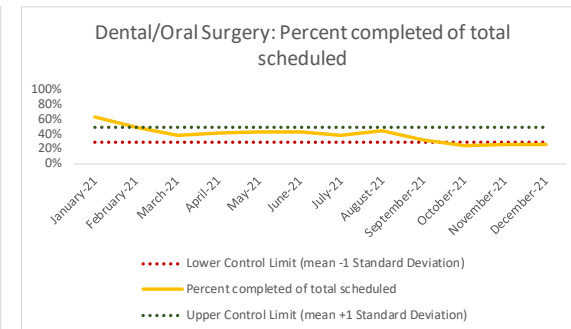
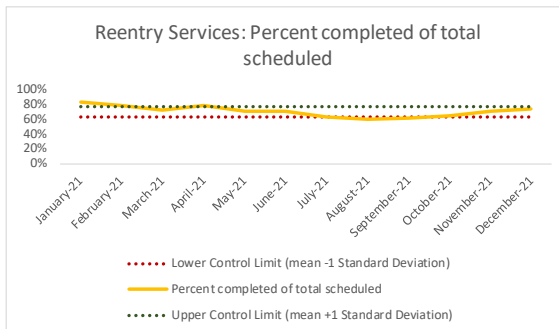
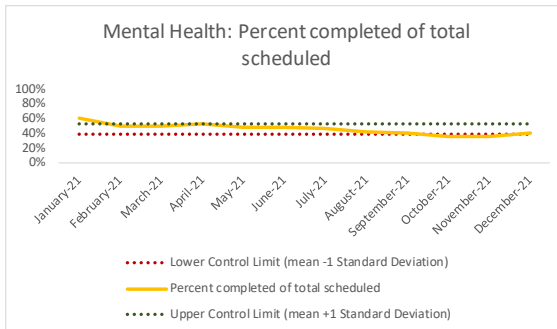
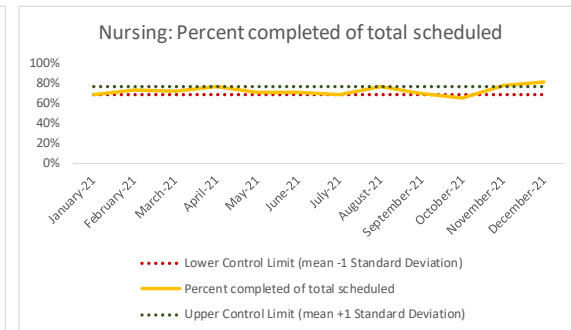
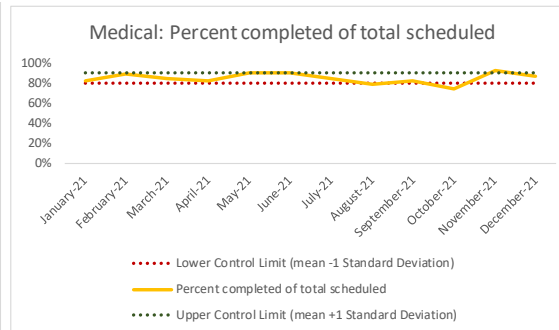
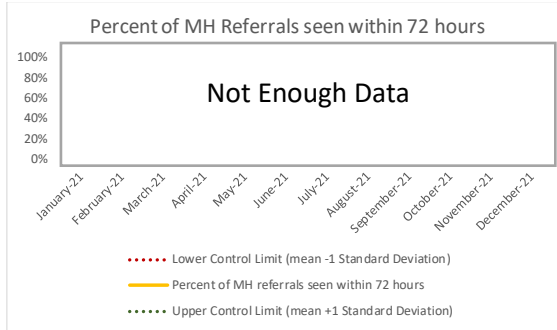
VII. RMSC



VIII. RNDC



IX. VCBC



X. WF

