

New York City Board of Correction
Weekly COVID-19 Update
Week of June 6 – June 12, 2020

Overview & Contents

I. Population Change

4. Total Population in DOC Custody and Breakdown by Custody Status, June 6 - June 12, 2020
5. Total Population in DOC Custody, March 16 - June 12, 2020
6. Total DOC Population by Custody Status, June 6 - June 12, 2020
7. Total Population in DOC Custody and Breakdown by Key Demographics, June 6 - June 12, 2020
8. DOC Population in Custody & Population Breakdown by Race/Ethnicity and COVID Housing Designation, June 11, 2020
9. Total Population of 50+-Year-Olds in Custody, March 16 - June 12, 2020

II. Correctional Health Services (CHS) and Department of Correction (DOC) Updates to the Board of Correction (BOC)

11. CHS and DOC Updates to BOC: Summary Table, June 6 - June 12, 2020
12. People in Custody by COVID-19 Status, June 6 - June 12, 2020
13. Number of Patients Currently Under Observation by CHS, March 17 - June 12, 2020
14. Number of Currently Incarcerated Patients with Confirmed COVID-19, March 17 - June 12, 2020
15. Positive COVID-19 Cases Among Staff, March 16 - June 12, 2020

III. Housing

17. Number of Open Housing Areas by COVID-19 Housing Designation, June 6 - June 12, 2020
18. Number and Percent of Open Housing Areas with a COVID-19 Designation, June 6 - June 12, 2020
19. Key Demographics by COVID-19 Housing Designation, June 6 - June 12, 2020
20. Number of People In Likely Exposed but Asymptomatic Housing, March 16 - June 12, 2020
21. Number of People In Confirmed/Symptomatic Housing, March 16 - June 12, 2020
22. Percentage of People in Custody in Housing Areas with a COVID-19 Housing Designation, March 16 – June 12, 2020

I. Population Change

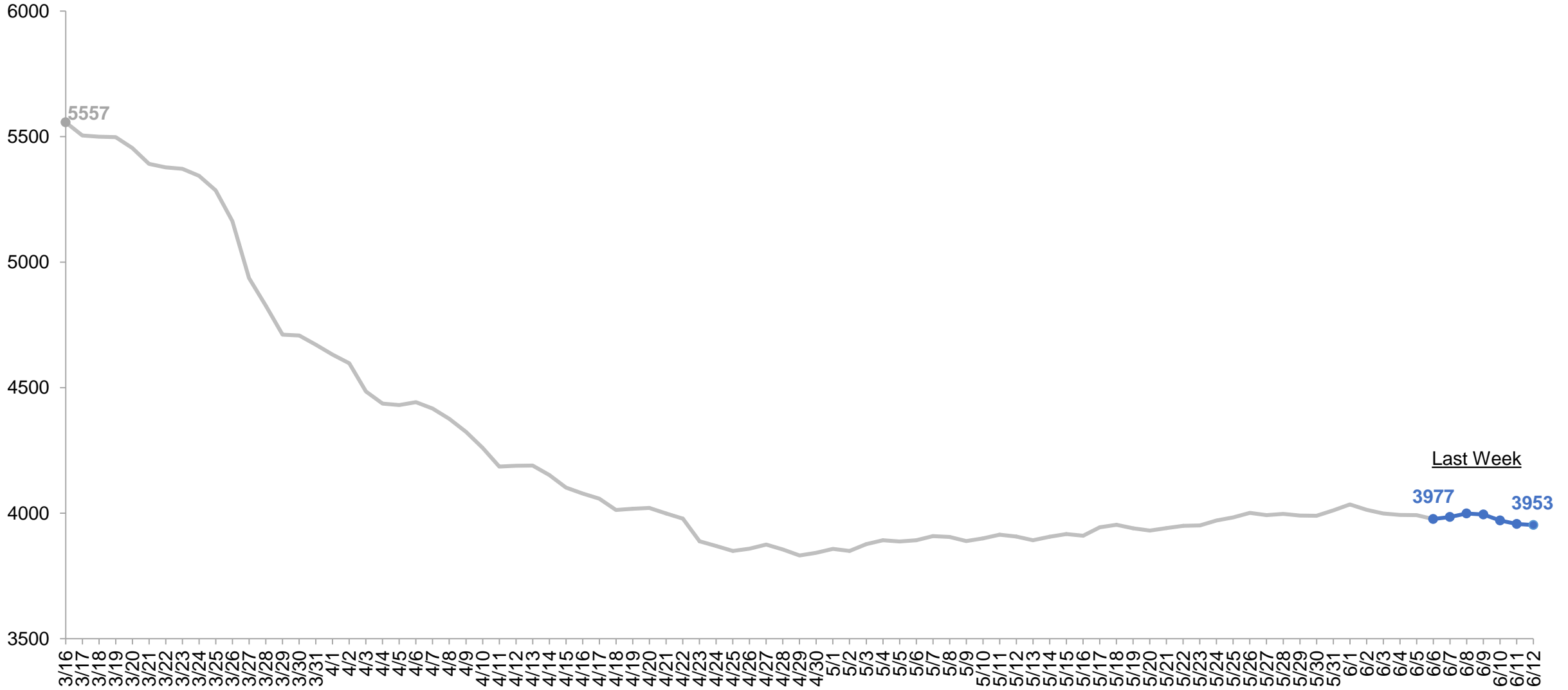
March 16th – June 12th, 2020

I. Population Change: DOC Population in Custody & Breakdown by Custody Status, June 6- 12, 2020

BOC Analysis of DOC Population in Custody							
	6/06/2020 (Saturday)	6/07/2020 (Sunday)	6/08/202 (Monday)	6/09/2020 (Tuesday)	6/10/2020 (Wednesday)	6/11/2020 (Thursday)	6/12/2020 (Friday)
Total Population in Custody	3977	3985	3999	3995	3971	3957	3953
Total New Admissions (on previous day)	40	19	25	21	23	28	28
Breakdown by Custody Status							
Total Pretrial (includes detainees and detainees with open cases and a violation of parole)	3525	3530	3540	3538	3514	3512	3516
Total City Sentenced (includes city sentenced and city sentenced with open cases and a violation of parole warrant)	89	91	91	91	92	91	93
Total Held on Technical Parole Violation (with no open case)	203	204	207	205	204	189	179
Other (includes newly state sentenced, state ready inmates, and state prisoners with a court order)	160	160	161	161	161	165	165

I. Population Change: Total Population in DOC Custody

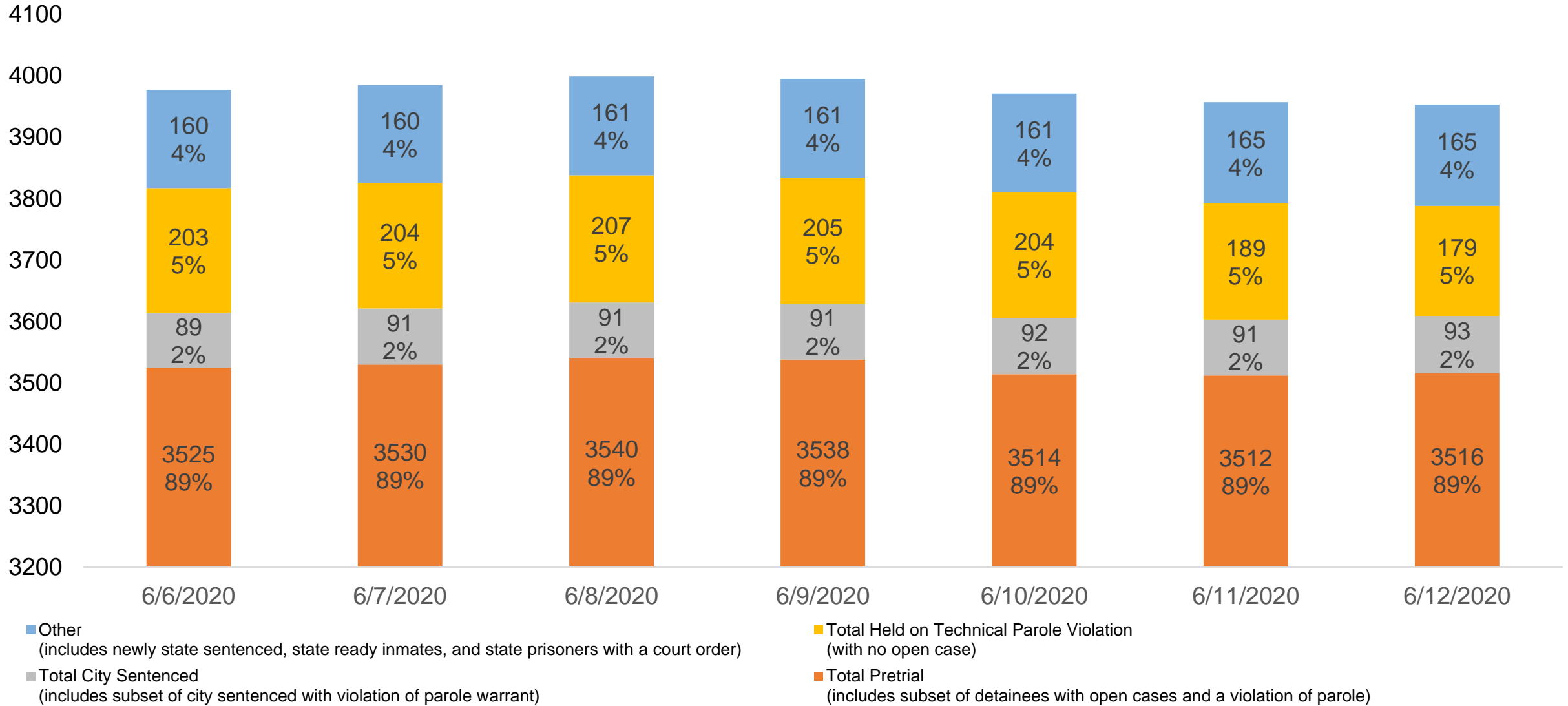
Total Population in DOC Custody, 3/16/2020 - 6/12/2020



SOURCE: DOC Inmates in Custody File, automated daily pull from the DOC Inmate Information System (IIS) at 11:00 am

I. Population Change: DOC Population by Custody Status

Total DOC Population by Custody Status, 6/06/2020-6/12/2020



I. Population Change: DOC Population in Custody & Key Demographics

BOC Analysis of DOC Population in Custody							
	6/06/2020	6/07/2020	6/08/2020	6/09/2020	6/10/2020	6/11/2020	6/12/2020
Total Population in Custody	3977	3985	3999	3995	3971	3957	3953
Key Demographics NOTE: Categories listed below are not mutually exclusive							
Female	150	150	154	154	151	154	152
Male	3732	3723	3824	3799	3758	3781	3750
Transgender Female	12	12	12	12	12	12	12
Transgender Male	2	2	2	2	2	2	2
Gender Non-Conforming	0	0	0	0	0	0	0
Intersex	0	0	0	0	0	0	0
Unknown Gender	81	98	7	28	48	8	37
Young Adults (Ages 18-21)	364	365	364	366	362	360	359
Total 50+ yrs old	528	531	532	524	516	519	518
Total 50+ yrs old with a Technical Parole Violation	31	31	31	30	32	29	27
M Designation (Brad H/ Receiving Mental Health Services)	2072	2068	2076	2085	2096	2088	2085
Total in North Infirmary Command (NIC) (male infirmary patients)	29	31	31	31	33	33	32
Total Rose M. Singer Center (RMSC) Infirmary (female infirmary patients)	7	7	7	7	7	7	7

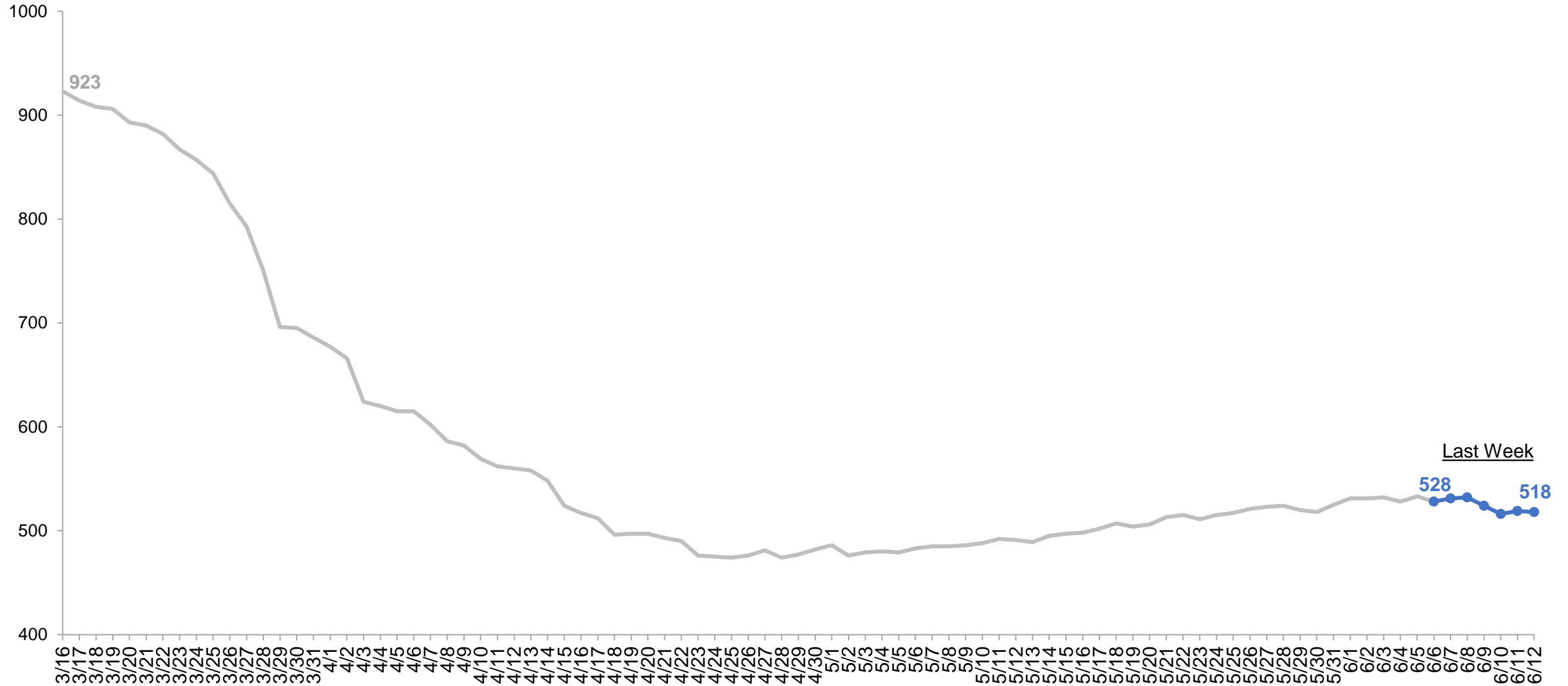
I. Population Change: DOC Population in Custody & Population Breakdown by Race/Ethnicity

Breakdown of Population by Race/Ethnicity and Type of Housing 6/11/2020 (as of 11:00 am)						
Race/Ethnicity	Total Population in DOC Custody	% of DOC Population	Total Population in Confirmed or Symptomatic Units	% of Confirmed or Symptomatic Population	Total Population in Likely Exposed but Asymptomatic Units	% of Likely Exposed but Asymptomatic Population
Asian	57	1.44%	≤10	--	≤10	--
Asian Hispanic	0	0.00%	≤10	--	≤10	--
Black	2192	55.40%	18	40.91%	58	57.43%
Black Hispanic	107	2.70%	≤10	--	≤10	--
Hispanic	1046	26.43%	16	36.36%	32	31.68%
Native	7	0.18%	≤10	--	≤10	--
Native Hispanic	2	0.05%	≤10	--	≤10	--
Other	123	3.11%	≤10	--	≤10	--
Unknown	9	0.23%	≤10	--	≤10	--
White	232	5.86%	≤10	--	≤10	--
White Hispanic	173	4.37%	≤10	--	≤10	--
Declined to Self-Report	9	0.23%	≤10	--	≤10	--
Total:	3957	100%	44	100%	101	100%

NOTE: BOC analysis is based on the housing areas for confirmed COVID-19 patients, symptomatic patients, and likely exposed but asymptomatic units reported by DOC on the previous day (6/10/2020 at 10:00 pm), the DOC Inmates in Custody File on 6/11/2020, which is automated pull from the DOC Inmate Information System (IIS) at 11:00 am, and the Cross-Section file on 6/11/2020.

I. Population Change: Population of 50+-Year-Olds in Custody

Total Population of 50+-Year-Olds in Custody, 3/16/2020 - 6/12/2020



SOURCE: DOC Inmates in Custody File, automated daily pull from the DOC Inmate Information System (IIS) at 11:00 am

II. Correctional Health Services (CHS) and Department of Correction (DOC) Updates to the Board of Correction (BOC) March 17th – June 12th, 2020

II. CHS and DOC Updates to BOC: Summary Table, June 6-12, 2020

Correctional Health Services (CHS) and Department of Correction (DOC) Updates to the Board of Correction (BOC)							
	6/6/2020	6/7/2020	6/8/2020	6/9/2020	6/10/2020	6/11/2020	6/12/2020
Patients under observation by CHS*	60	60	61	55	50	46	37
Current patients with confirmed COVID-19**	334	335	335	336	334	333	330
Deaths in custody (in hospital; cumulative)***	3	3	3	3	3	3	3
CHS staff currently under quarantine/ isolation	0	1	0	0	1	0	1
CHS staff with confirmed COVID-19 (cumulative)	196	196	196	196	196	196	197
DOC staff with confirmed COVID-19 (cumulative)	1408	1408	1408	1409	1409	1412	1415

* Confirmed COVID-19 patients and symptomatic patients in DOC facilities, excludes hospitalized patients.

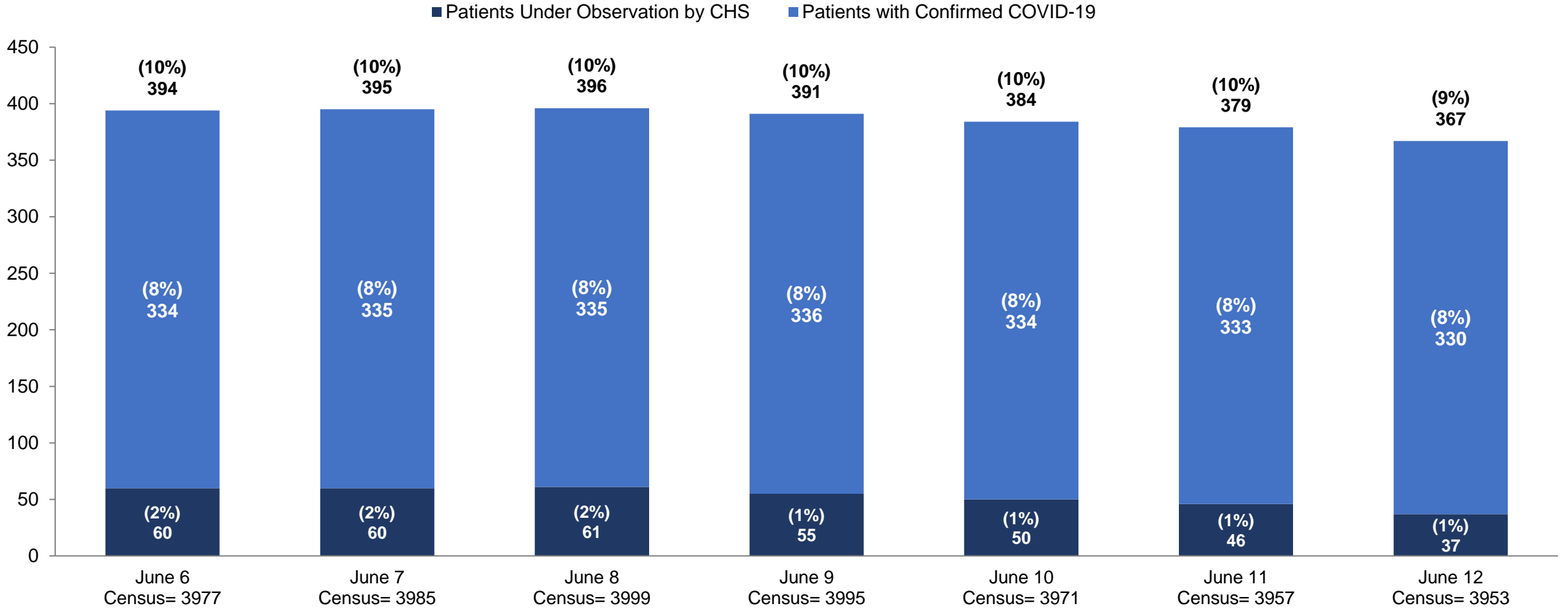
** This metric includes hospitalized patients. A proportion of currently incarcerated patients with confirmed COVID-19 are also represented in the 'under observation' metric above.

*** The number of CHS patient deaths does not include patients who may have been diagnosed and treated while in custody and died post-release.

SOURCES: BOC analysis of daily CHS updates to BOC & DOC Inmates in Custody File, automated daily pull from the DOC Inmate Information System (IIS) at 11:00 am

II. CHS and DOC Updates to BOC: People in Custody by COVID-19 Status

Number and Percent of Patients Under Observation or with Confirmed COVID-19
June 6 - June 12, 2020



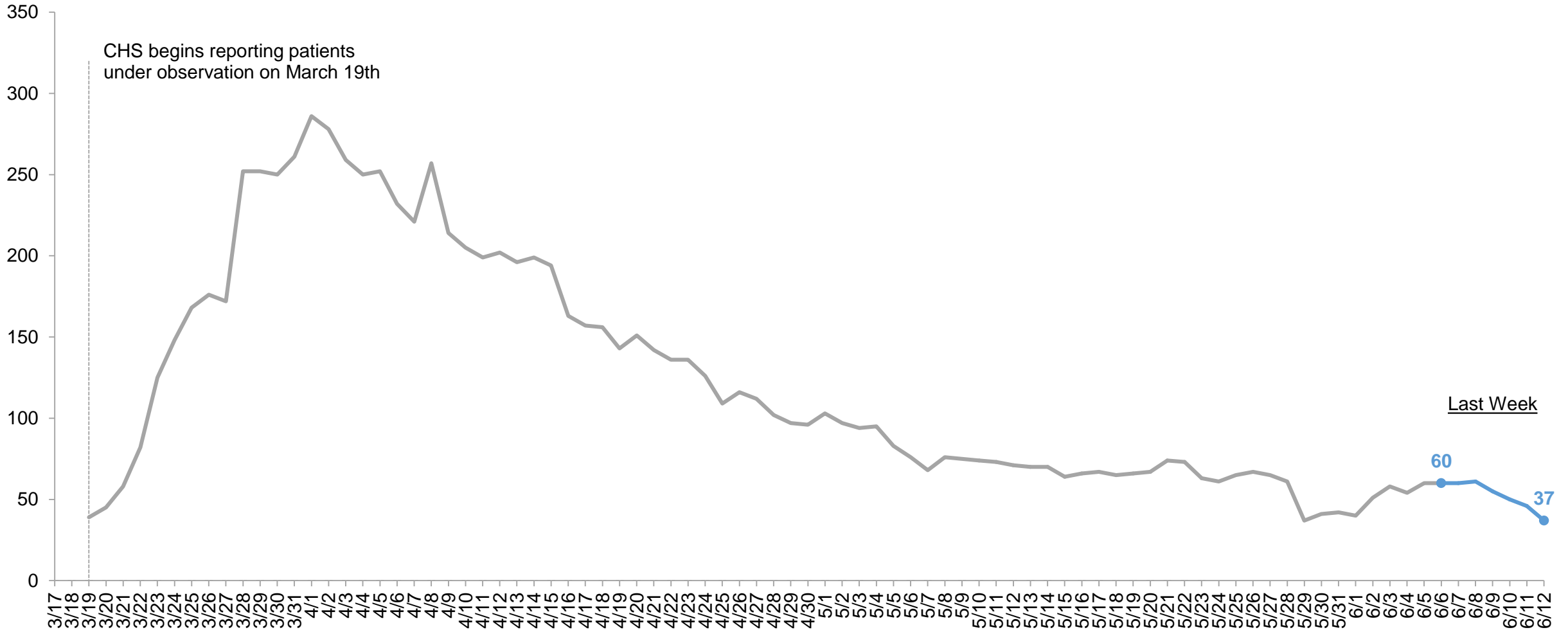
* People under observation by CHS are confirmed COVID-19 patients or symptomatic patients in DOC facilities. This value excludes hospitalized patients.

* CHS has not reported the cumulative total number of individuals who were confirmed for COVID-19 while in DOC custody; the numbers above reflect the number of confirmed COVID-19 patients who were currently incarcerated as of each date.

SOURCES: BOC analysis of daily CHS updates to BOC & DOC Inmates in Custody File, automated daily pull from the DOC Inmate Information System (IIS) at 11:00 am

II. CHS and DOC Updates to BOC: Patients Currently Under Observation by CHS

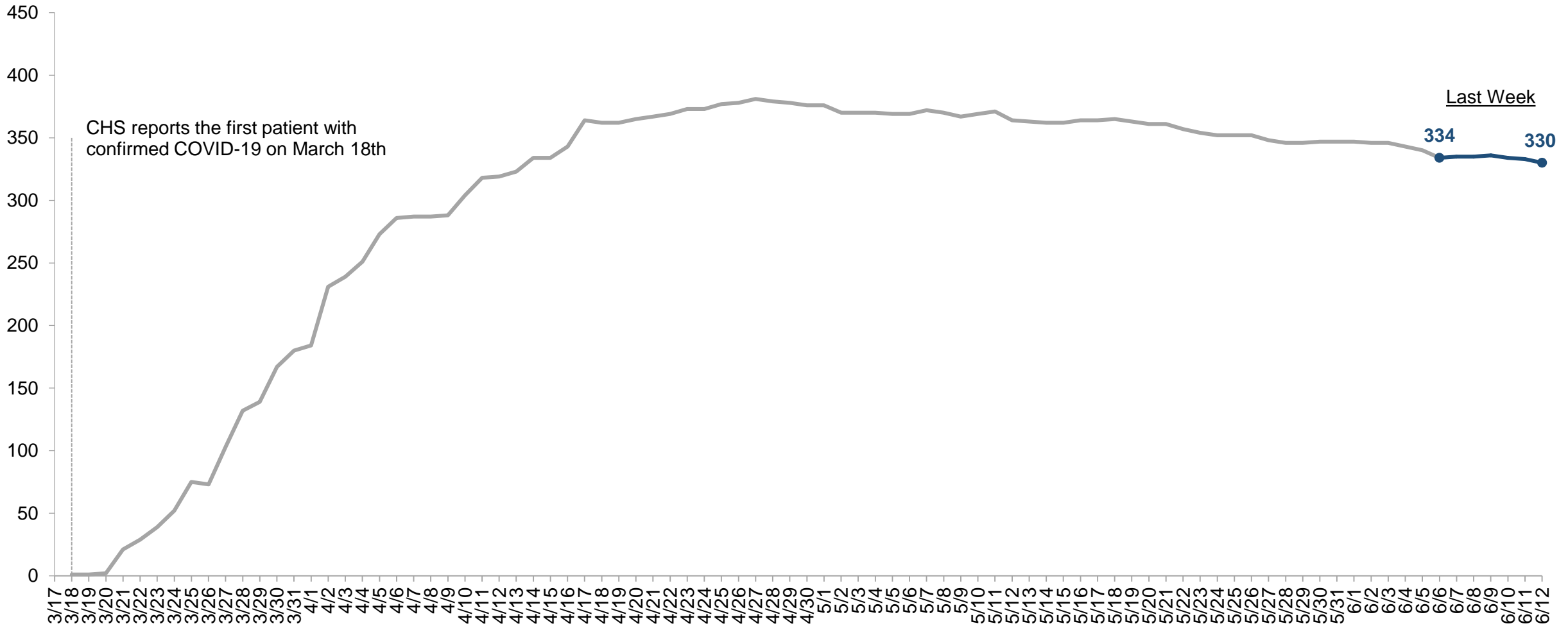
Number of Patients Currently Under Observation by CHS
March 17 - June 12, 2020



* Incarcerated patients under observation by CHS include confirmed COVID-19 patients or symptomatic patients in DOC facilities. This number excludes hospitalized patients.

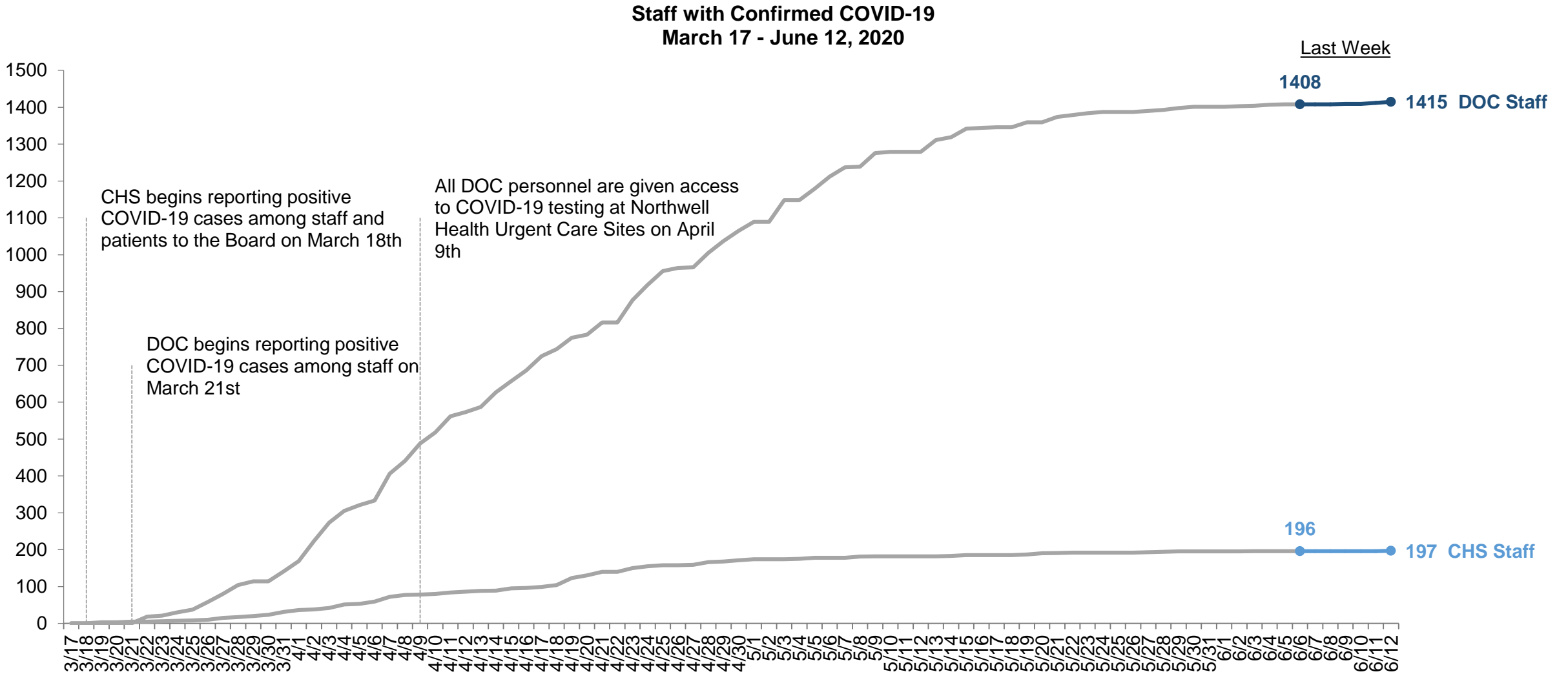
II. CHS and DOC Updates to BOC: Currently Incarcerated Patients with Confirmed COVID-19

Number of Currently Incarcerated Patients with Confirmed COVID-19
March 17 - June 12, 2020



* CHS has not reported the cumulative total number of individuals who were confirmed for COVID-19 while in DOC custody; the numbers above reflect the number of confirmed COVID-19 patients who were currently incarcerated as of each date.

II. CHS and DOC Updates to BOC: Staff with Confirmed COVID-19 (cumulative)



* CHS and DOC report the cumulative total of staff members who have tested positive for COVID-19. CHS does not report the cumulative total of incarcerated people who have tested positive for COVID-19; therefore, it would be inappropriate to compare staff totals to the number of currently incarcerated patients with COVID-19 in slide 8.

SOURCES: CHS and DOC Daily Updates to BOC

III. Housing

March 16th – June 12th, 2020

III. Housing: Housing Areas by COVID-19 Housing Designation*

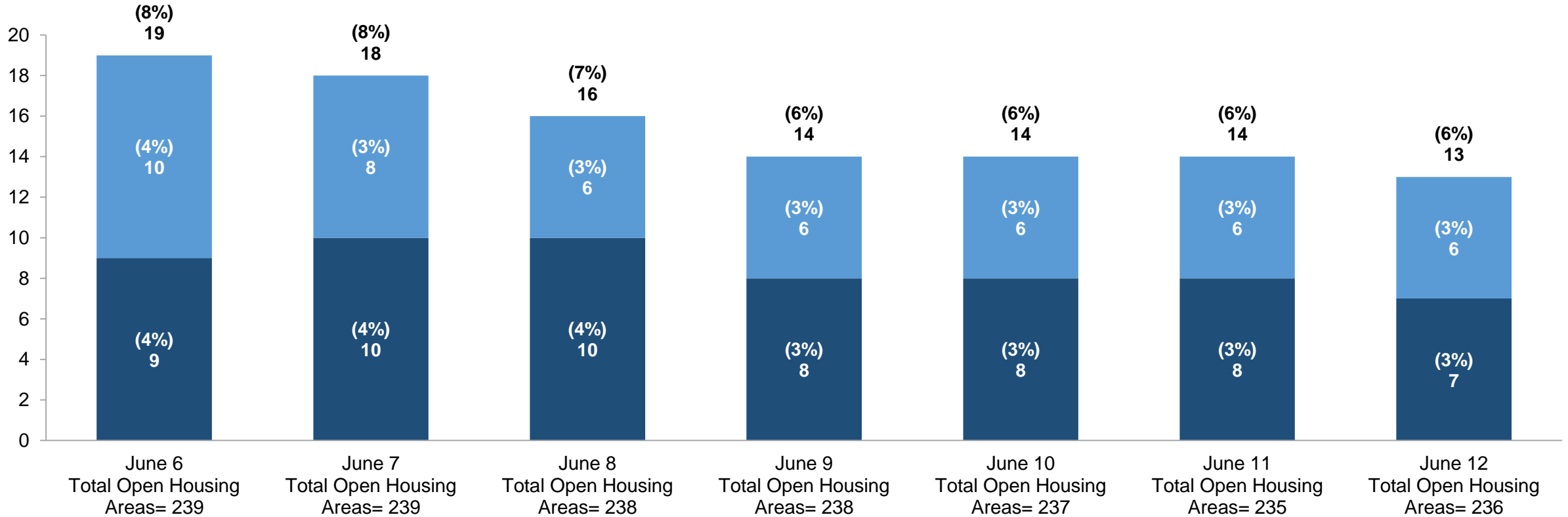
	6/06/2020	6/07/2020	6/08/2020	6/09/2020	6/10/2020	6/11/2020	6/12/2020
Total Number of Open Housing Areas (as of 11:00 am)	239	239	238	238	237	235	236
Total Housing Areas for Confirmed COVID-19 Patients and Symptomatic Patients on Previous Day	9	10	10	8	8	8	7
Total Housing Areas for Likely Exposed but Asymptomatic Individuals on Previous Day	10	8	6	6	6	6	6

NOTE: BOC analysis is based on the housing areas for likely exposed but asymptomatic individuals, confirmed COVID-19 patients, and symptomatic patients reported by DOC on the previous day (time of DOC reports ranging from 7:00pm to 10:00pm)

III. Housing: Housing Areas with a COVID-19 Housing Designation*

**Number and Percent of Open Housing Areas with a COVID-19 Designation
June 6 - June 12, 2020**

■ Confirmed COVID-19 or Symptomatic Housing ■ Likely Exposed but Asymptomatic Housing



* DOC uses three COVID-19-related housing designations: (1) one for likely exposed but asymptomatic individuals, (2) one for exposed and symptomatic individuals, and (3) one for confirmed COVID-19 patients.

SOURCES: BOC analysis of daily DOC updates to BOC & DOC Inmates in Custody File, automated daily pull from the DOC Inmate Information System (IIS) at 11:00am. BOC analysis is based on the COVID-19 housing unit designations reported by DOC on the previous day (time of DOC reports ranging from 7:00pm to 10:00pm).

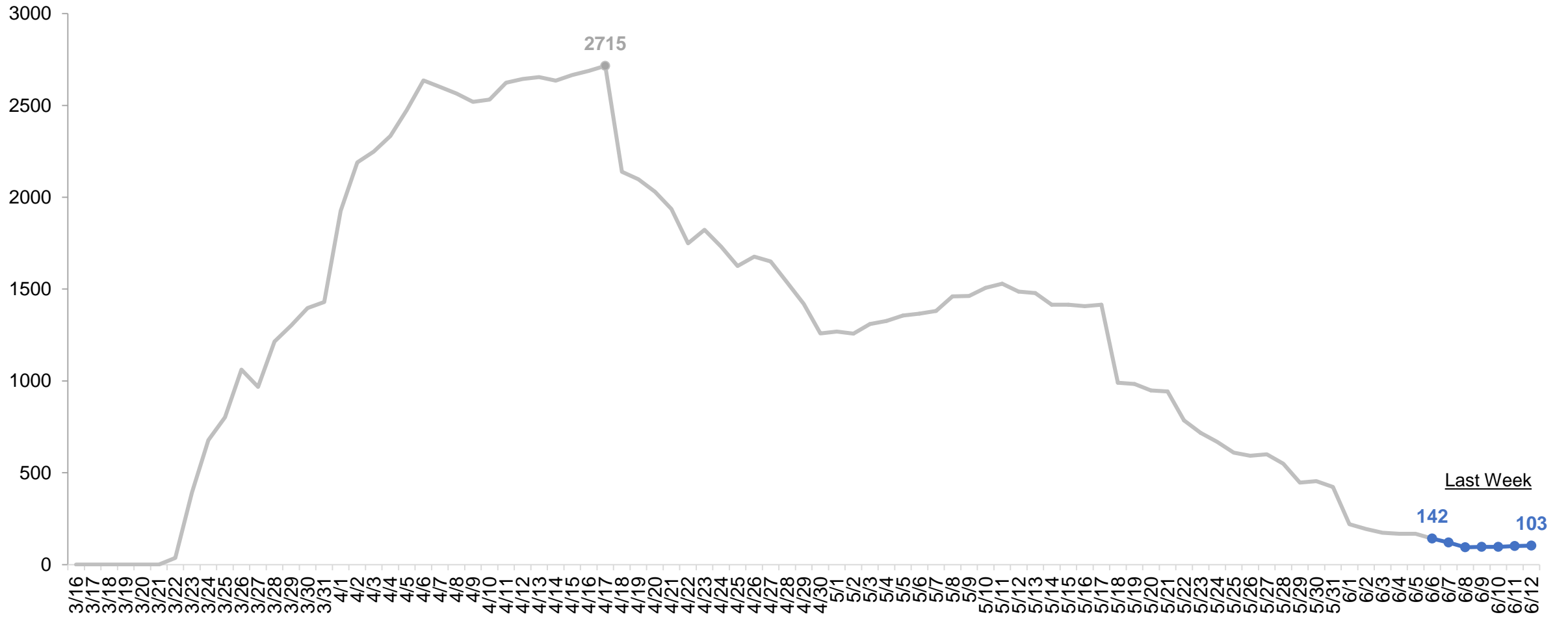
III. Housing: Key Demographics by COVID-19 Housing Designation

	6/06/2020	6/07/2020	6/08/2020	6/09/2020	6/10/2020	6/11/2020	6/12/2020
Likely Exposed but Asymptomatic							
Total People in Exposed but Asymptomatic Units (as of 11:00am) Note: Categories below are not mutually exclusive.	142	120	94	97	97	101	103
50+ Years Old	21	≤10	≤10	≤10	≤10	≤10	≤10
Young Adults (Ages 18-21)	11	11	≤10	≤10	≤10	≤10	≤10
M-Designation	69	52	46	48	49	50	50
Female	≤10	≤10	≤10	≤10	≤10	≤10	≤10
Men	135	113	87	90	90	94	96
Transgender Female	≤10	≤10	≤10	≤10	≤10	≤10	≤10
Transgender Male	≤10	≤10	≤10	≤10	≤10	≤10	≤10
Gender Non-Conforming	≤10	≤10	≤10	≤10	≤10	≤10	≤10
Intersex	≤10	≤10	≤10	≤10	≤10	≤10	≤10
Unknown Gender	≤10	≤10	≤10	≤10	≤10	≤10	≤10
Confirmed and Symptomatic							
Total Patients in Housing Areas Used for COVID-19 Patients and Symptomatic Patients (as of 11:00am) Note: Categories below are not mutually exclusive.	61	59	61	54	49	44	37
50+	13	11	≤10	≤10	≤10	≤10	≤10
Young Adults (Ages 18-21)	≤10	≤10	≤10	≤10	≤10	≤10	≤10
M-Designation	31	29	30	31	28	27	26
Female	≤10	≤10	≤10	≤10	≤10	≤10	≤10
Male	58	55	58	52	46	42	35
Transgender Female	≤10	≤10	≤10	≤10	≤10	≤10	≤10
Transgender Male	≤10	≤10	≤10	≤10	≤10	≤10	≤10
Gender Non-Conforming	≤10	≤10	≤10	≤10	≤10	≤10	≤10
Intersex	≤10	≤10	≤10	≤10	≤10	≤10	≤10
Unknown Gender	≤10	≤10	≤10	≤10	≤10	≤10	≤10

NOTE: BOC analysis is based on the housing areas for likely exposed but asymptomatic individuals, confirmed COVID-19 patients, and symptomatic patients reported by DOC on the previous day (time of DOC reports ranging from 7:00pm to 10:00pm)

III. Housing: People in Likely Exposed but Asymptomatic Housing

Number of People In Likely Exposed but Asymptomatic Housing, March 16 - June 12, 2020

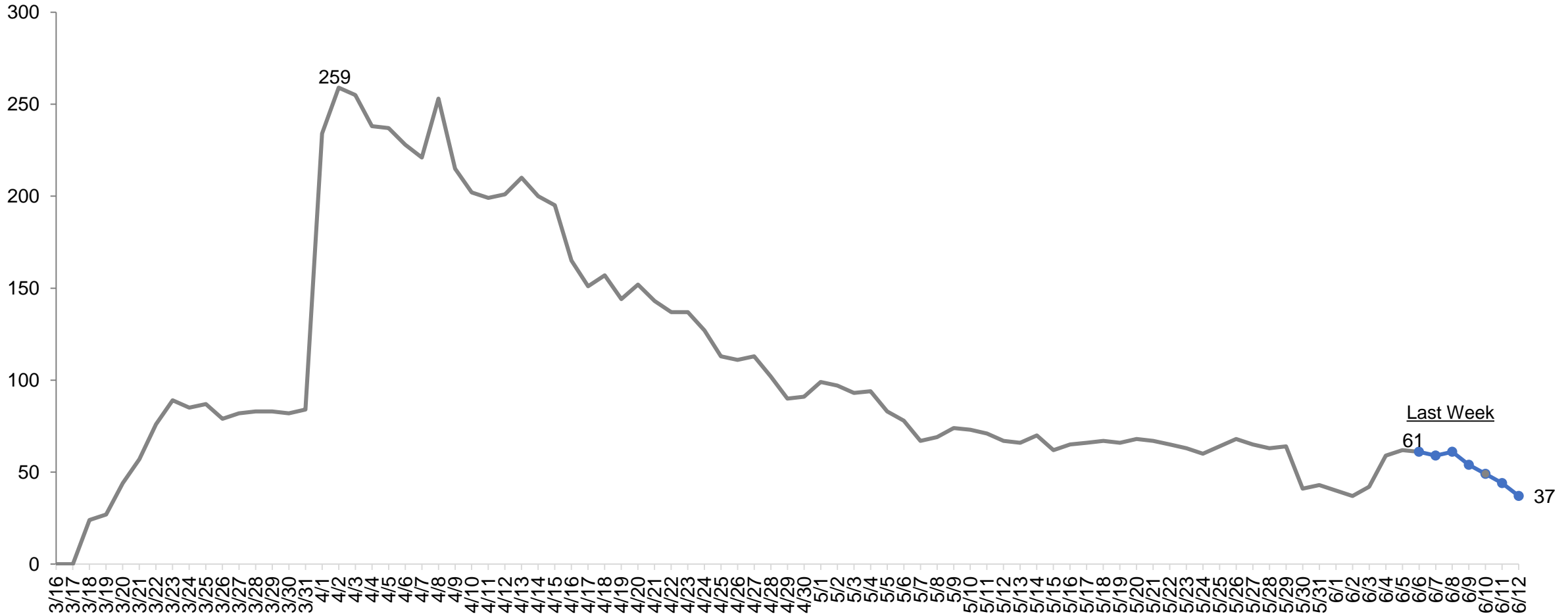


* DOC uses three COVID-19-related housing designations: (1) one for likely exposed but asymptomatic individuals, (2) one for exposed and symptomatic individuals, and (3) one for confirmed COVID-19 patients.

SOURCES: BOC analysis of daily DOC updates to BOC & DOC Inmates in Custody File, automated daily pull from the DOC Inmate Information System (IIS) at 11:00am and the housing units for exposed but asymptomatic patients identified by the Department as of the previous day (time of DOC reports ranging from 7:00pm to 10:00pm).

III. Housing: People in Confirmed/Symptomatic Housing

Number of People In Confirmed/Symptomatic Housing, March 16 - June 12th, 2020

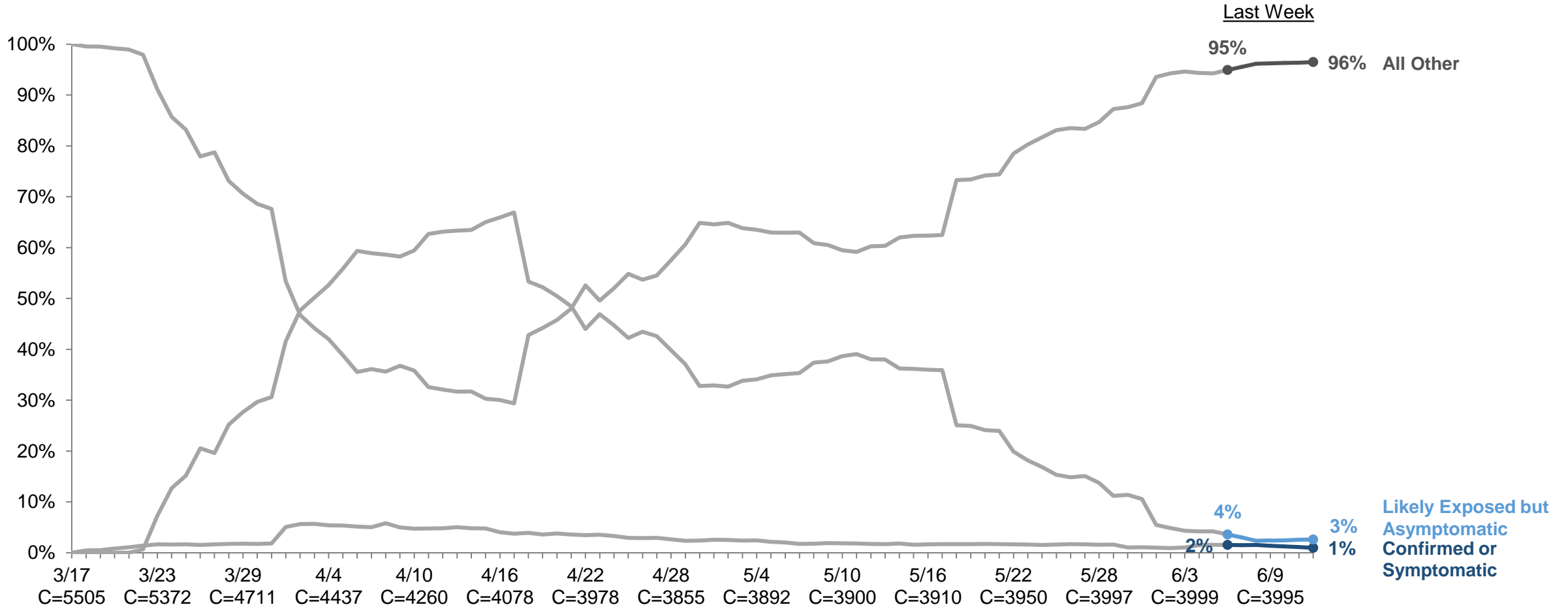


* DOC uses three COVID-19-related housing designations: (1) one for likely exposed but asymptomatic individuals, (2) one for exposed and symptomatic individuals, and (3) one for confirmed COVID-19 patients.

SOURCES: BOC analysis of daily DOC updates to BOC & DOC Inmates in Custody File, automated daily pull from the DOC Inmate Information System (IIS) at 11:00am and the housing units for confirmed and symptomatic patients identified by the Department as of the previous day (time of DOC reports ranging from 7:00pm to 10:00pm).

III. Housing: Percentage of People in Custody in Housing Areas with a COVID-19 Housing Designation

Percentage of People in Custody in Housing Areas with a COVID-19 Designation*
March 17 - June 12, 2020



* DOC uses three COVID-19-related housing designations: (1) one for likely exposed but asymptomatic individuals, (2) one for exposed and symptomatic individuals, and (3) one for confirmed COVID-19 patients.

SOURCES: BOC analysis of daily DOC updates to BOC & DOC Inmates in Custody File, automated daily pull from the DOC Inmate Information System (IIS) at 11:00am. BOC analysis is based on the COVID-19 housing unit designations reported by DOC on the previous day (time of DOC reports ranging from 7:00pm to 10:00pm)..