

Results from NYC Feedback Citywide Customer Survey

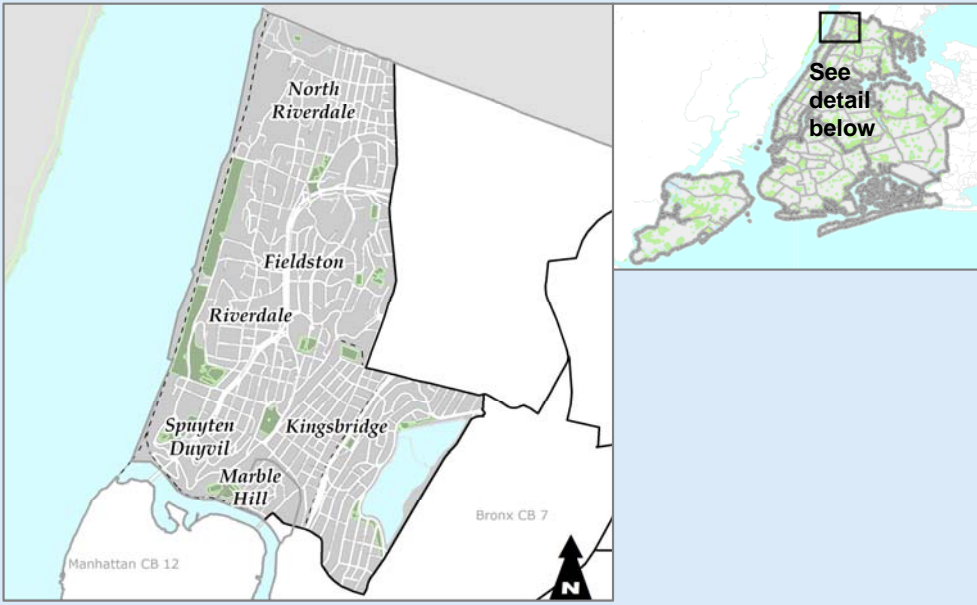
Bronx Community Board #8

Background: Bronx Community Board #8

<p>Population and Households</p> <ul style="list-style-type: none"> • Total Population: 111,199 • Total Households: 43,006 <p>Median Annual Household Income</p> <ul style="list-style-type: none"> • \$49,167 (2006 Inflation-Adjusted Dollars) 	<p>Gender</p> <ul style="list-style-type: none"> • Male: 44% • Female: 56% <p>Age</p> <ul style="list-style-type: none"> • <18 years old: 23% • 18-54 years old: 49% • 55+ years old: 28% 	<p>Race/Ethnicity</p> <ul style="list-style-type: none"> • Non-Hispanic White: 40% • Non-Hispanic Black: 14% • Non-Hispanic Asian: 5% • Hispanic: 39% • Other: 2%
--	---	---

Source: U.S. Census Bureau - 2006 American Community Survey, Population Division - New York City Department of City Planning

The Neighborhoods of Bronx Community Board #8

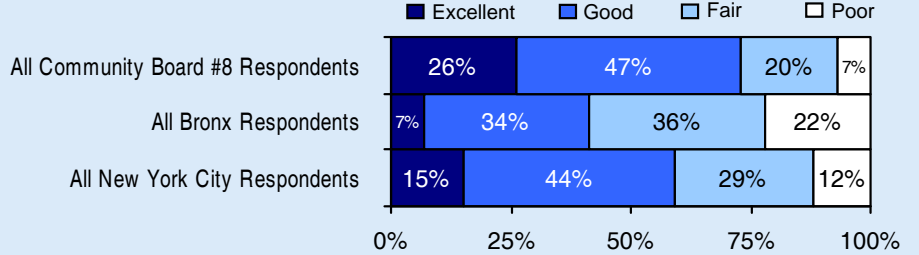


Source: NYC Planning Department

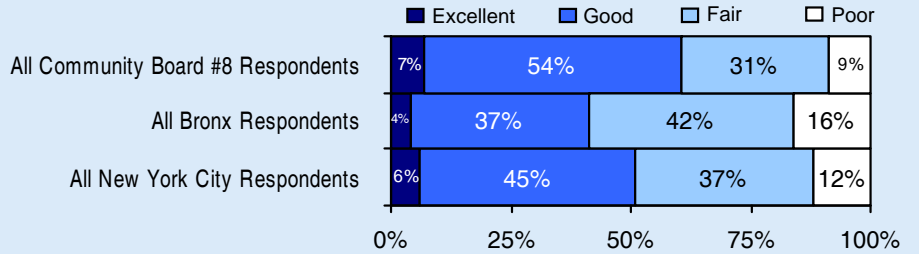
Survey Responses: Bronx Community Board #8

- 343 Responses
- 19.5% Response Rate
- ±5.3% Margin of Error (95% Confidence Interval)

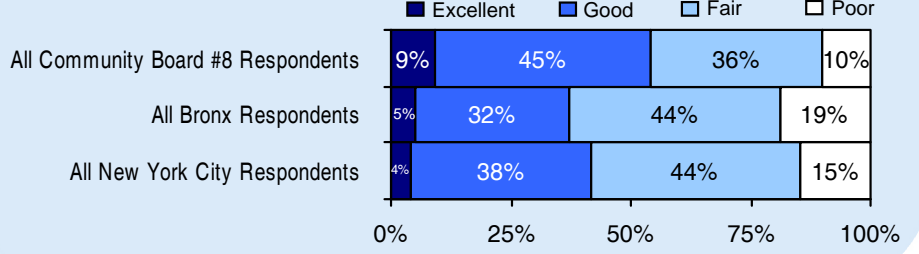
Ratings of Neighborhood as a Place to Live



Ratings of Overall Quality of Life in New York City



Ratings of Overall Quality of New York City Government Services



Index Ratings: Bronx Community Board #8 Compared to Ratings Given by All Respondents

All Community Board #8 Respondents
 All New York City Respondents

	Excellent	Good	Fair	Poor	Index Score
Social Support Services Index	2%	23%	35%	39%	61
	4%	19%	35%	42%	58
Public Education Index	4%	30%	40%	27%	73
	6%	30%	39%	25%	75
Cleaning and Maintenance Index	20%	44%	25%	11%	89
	13%	41%	29%	17%	83
Streets and Sidewalks Index	11%	44%	27%	17%	83
	9%	36%	34%	21%	79
Mass Transit Services Index	11%	49%	31%	9%	91
	10%	42%	34%	14%	86
Neighborhood Public Safety Index	22%	51%	19%	7%	93
	18%	45%	26%	12%	89

Most Important Issues Facing New York City: Bronx Community Board #8

Survey respondents were asked to name what they thought were the three most important issues facing New York City. The three responses most commonly given by Bronx Community Board #8 respondents are listed below.

1. Housing
2. Education
3. Mass Transit

Ratings of Neighborhood Services: Bronx Community Board #8

Survey respondents rated 24 services in their neighborhood. The highest and lowest rated services are displayed below.

Highest Rated

1. Emergency medical services
2. Household garbage pick-up
3. Fire protection services
4. Neighborhood playgrounds
5. Public libraries

Lowest Rated

1. Availability of cultural activities
2. Control of street noise
3. Maintenance of streets and roads
4. Rat control
5. Graffiti control