

**2008 TEST RESULTS
MATH AND ENGLISH LANGUAGE ARTS
GRADES 3 – 8**

June 23, 2008

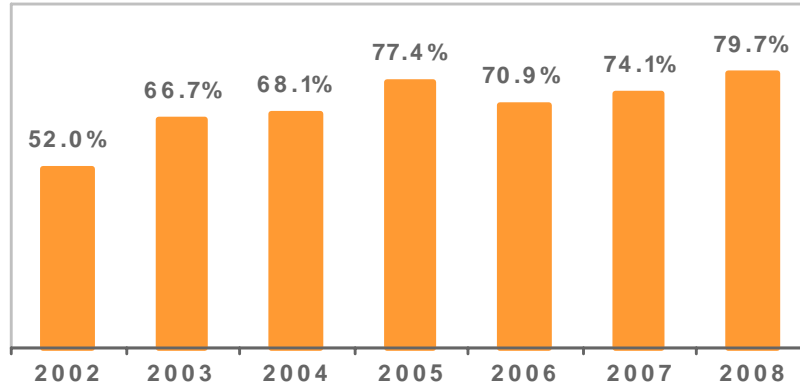
NEW YORK CITY SCHOOLS AND STUDENTS MAKE GAINS IN MATH AND ENGLISH LANGUAGE ARTS

Key Points:

- > In both math and English Language Arts (ELA) and at every grade level (3 – 8), New York City students made progress between 2007 and 2008.
- > This year's gains build on substantial, continued progress in both math and ELA since 2002.
- > This year, the racial and ethnic achievement gap separating black and Hispanic students from their white and Asian peers continues to narrow among most student groups, building on progress since 2002. Continued focus is needed, especially in eighth grade ELA.
- > NYC's one-year grade-by-grade gains were bigger than the rest of the State's one-year grade-by-grade gains in math and ELA at every grade level, with only one exception (grade 6 ELA). These gains build on progress over the course of the administration, with New York City students gaining significantly on their peers in the rest of the State.

NYC STUDENTS MAKE SUSTAINED, STEADY PROGRESS IN MATH AND ELA

Gains in 4th Grade Mathematics



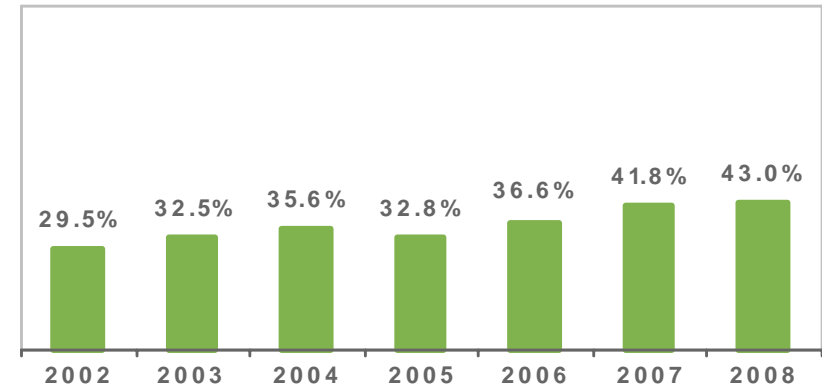
Gains in 8th Grade Mathematics



Gains in 4th Grade English Language Arts



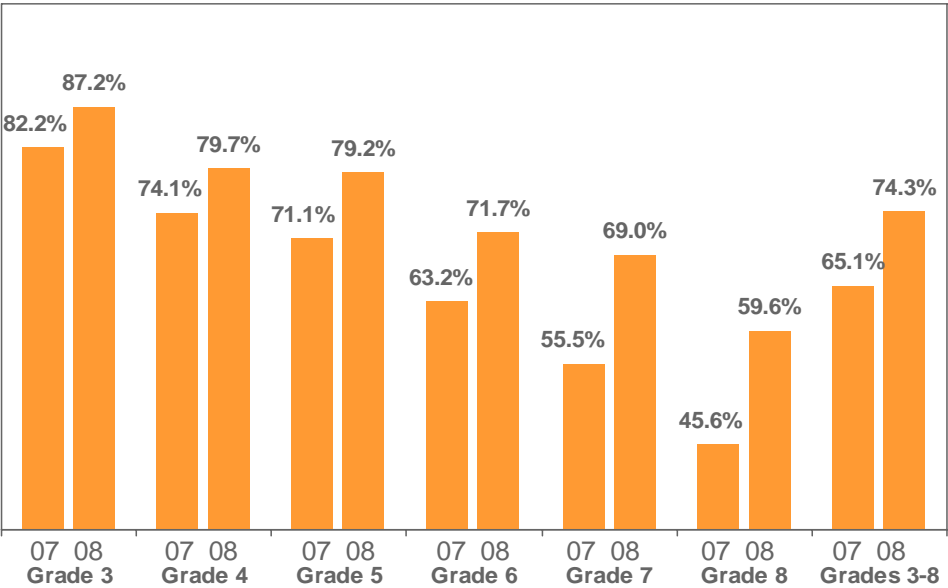
Gains in 8th Grade English Language Arts



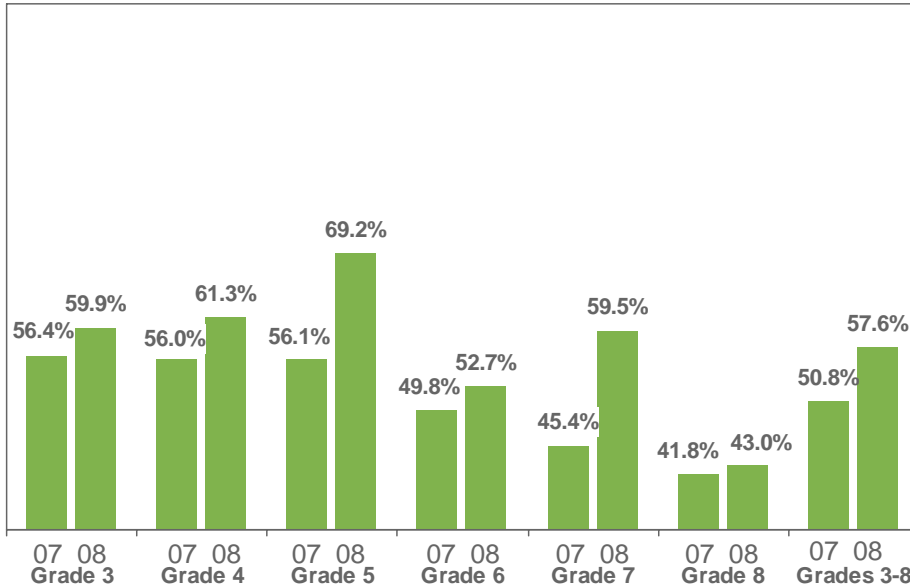
Since 2002, the percentage of students meeting or exceeding State standards is up 27.7 points in 4th grade math and up 29.8 points in 8th grade math. In ELA, the percentage is up 14.8 points in 4th grade and 13.5 points in 8th grade.

NYC STUDENTS MAKE PROGRESS AT EVERY GRADE LEVEL IN MATH AND ENGLISH SINCE LAST YEAR

Percent of Students at Levels 3 + 4
Mathematics



Percent of Students at Levels 3 + 4
English Language Arts

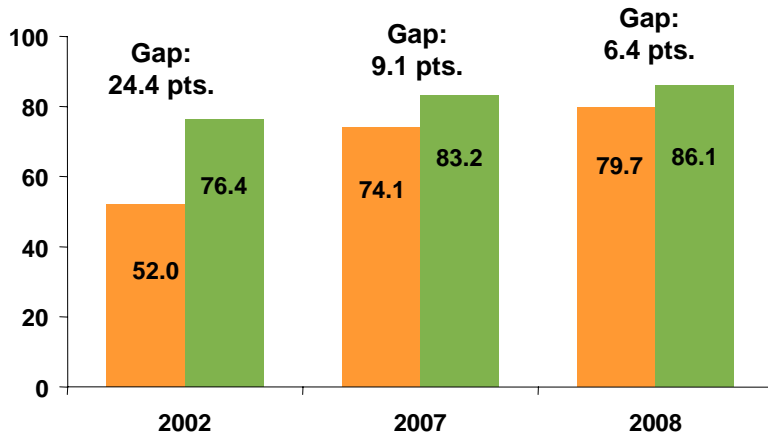


Today, more than 7 in 10 of NYC students in Grades 3 - 8 are meeting or exceeding standards in math and almost 6 in 10 are meeting or exceeding standards in English Language Arts. Today, fewer than 1 in 15 students are scoring at the lowest level.

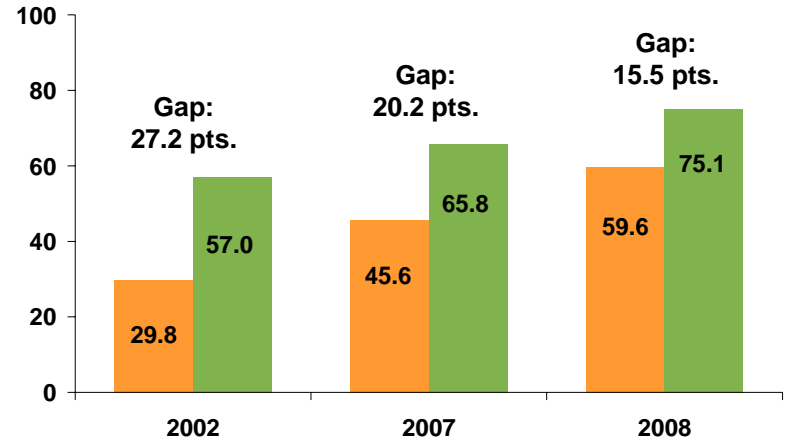
NYC STUDENTS GAIN ON STUDENTS IN REST OF STATE

Percent of Students at Levels 3 + 4

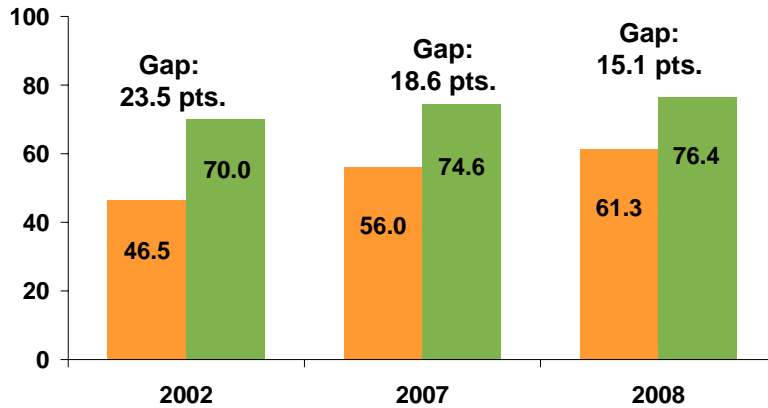
4th Grade Math



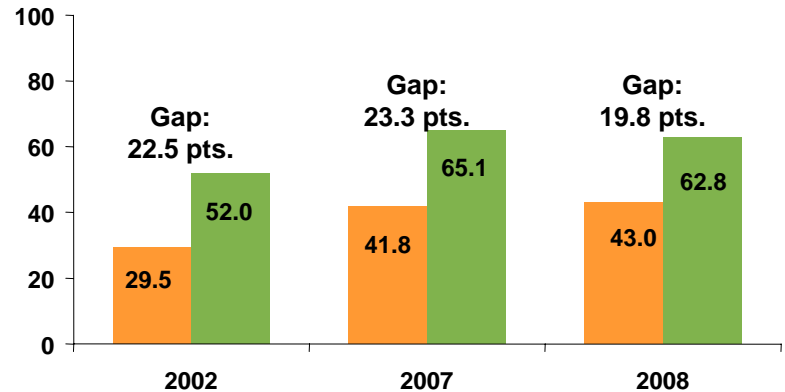
8th Grade Math



4th Grade English Language Arts



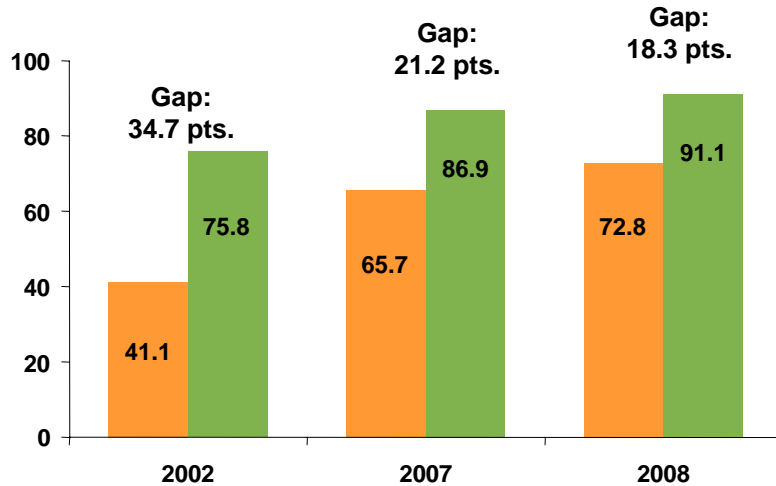
8th Grade English Language Arts



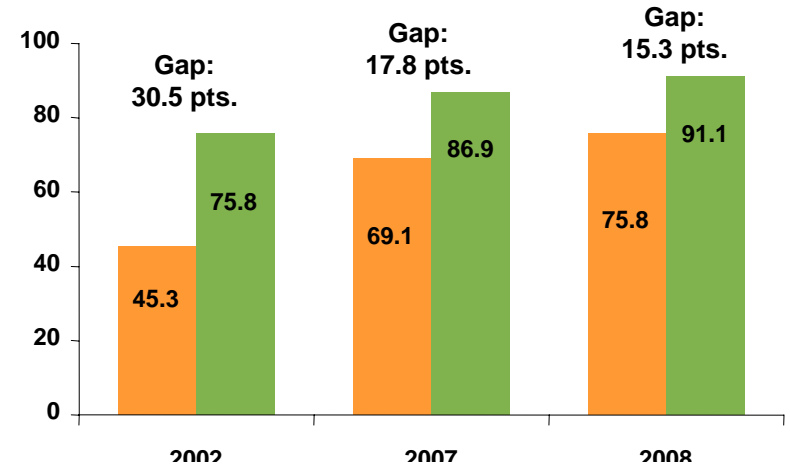
NYC NARROWS THE ACHIEVEMENT GAP: 4TH GRADE

Percent of Students at Levels 3 + 4

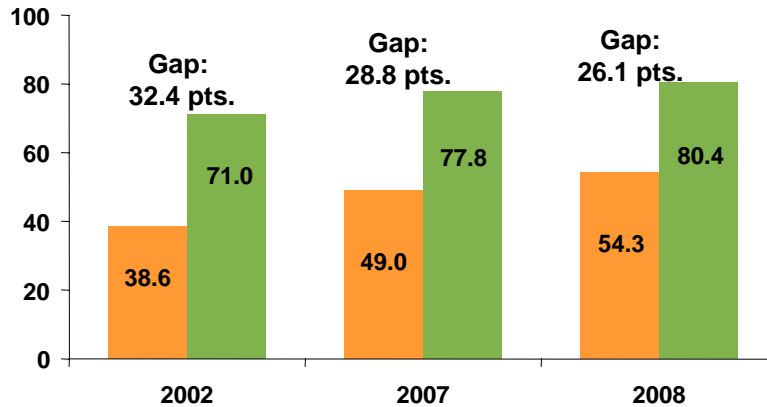
Closing the Black-White Gap Math



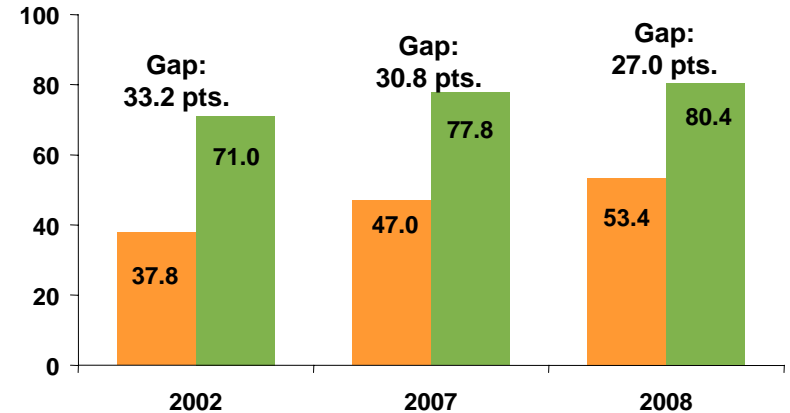
Closing the Hispanic-White Gap Math



Closing the Black-White Gap ELA



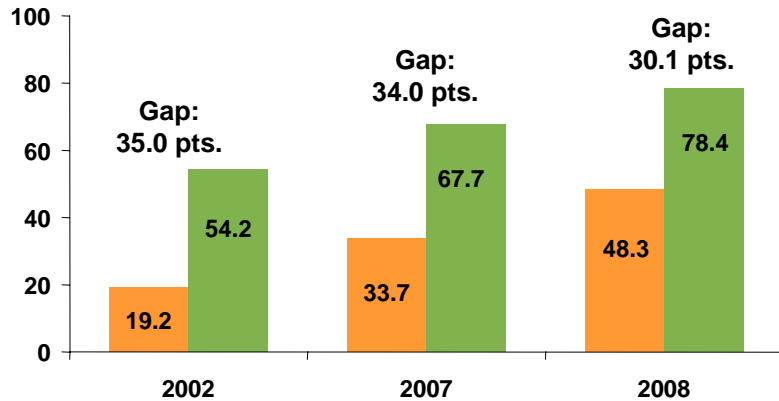
Closing the Hispanic-White Gap ELA



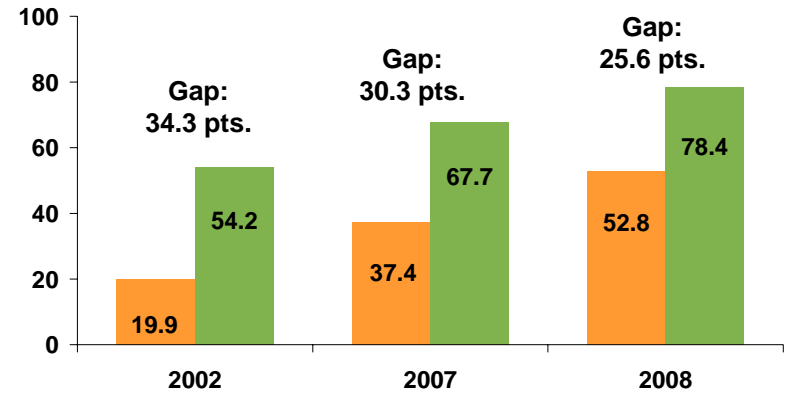
NYC NARROWS THE ACHIEVEMENT GAP: 8TH GRADE

Percent of Students at Levels 3 + 4

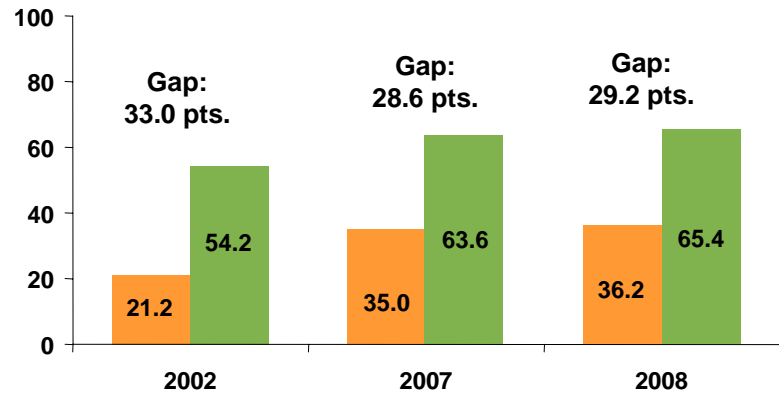
Closing the Black-White Gap Math



Closing the Hispanic-White Gap Math



Closing the Black-White Gap ELA



Closing the Hispanic-White Gap ELA

