

TOP EMPLOYERS

The table to the right lists the employers in New York City that posted the most new, unduplicated ads in the last 90 days and the number of ads they posted. The list of top-advertising employers is dominated by firms in finance, technology, and universities.¹

MONTHLY AD TRENDS

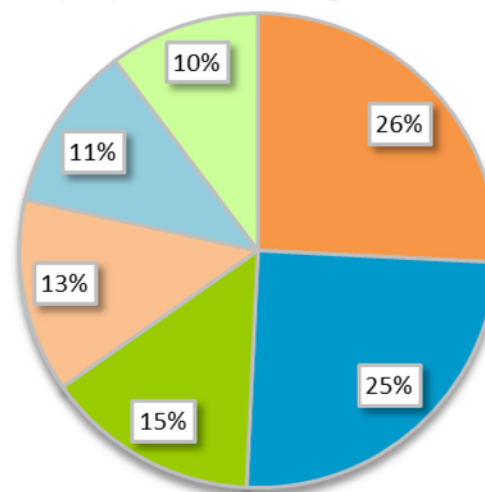
The line chart below shows the monthly total volume of on-line ads from July 2009 through July 2013. **There were 89,537 online ads for New York City jobs this month, down 7.2 percent from the same month in 2012, when online advertising was especially active.** The chart shows the *seasonality* of online job ad volume, with annual lows in late fall and annual peaks in spring and late summer.

ADS BY SECTOR AND OCCUPATION

The pie chart to the bottom right shows New York City job ads organized by sector. Between May 12, 2013, and August 9, 2013, the largest proportion of job listings were in **finance and insurance** (26%), concentrated in commercial banking and securities brokerage and in the **professional, scientific, and technical services sector** (25%), concentrated in computer systems design, accounting, and computer programming services. Shown on the other side of this page are the highest volume occupations by group and by detailed occupation. The most in-demand occupations in the past 90 days were **marketing managers, web developers, executive secretaries and administrative assistants, and financial managers.**

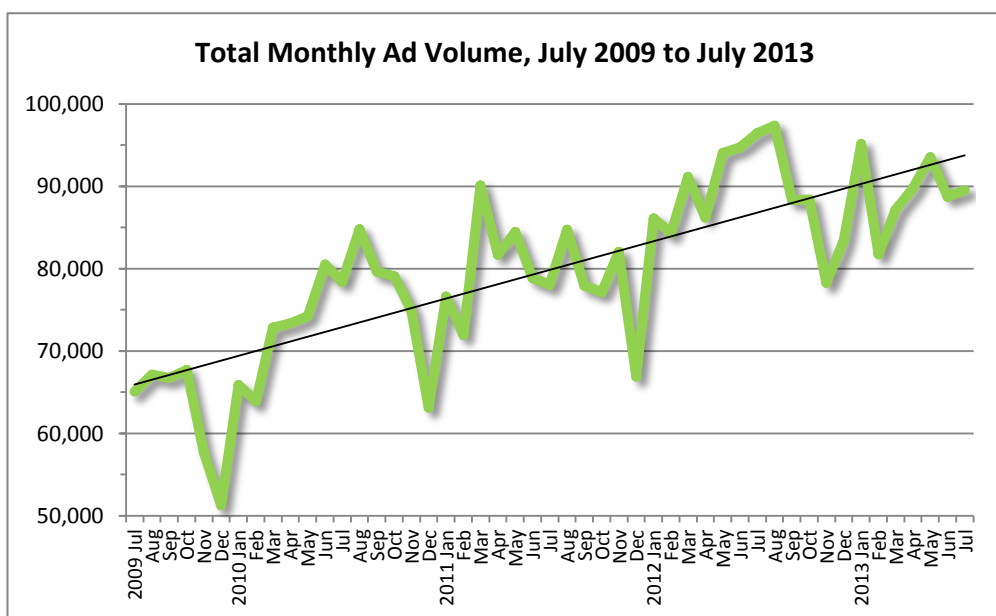
Advertiser	Volume
J.P. Morgan Chase & Co.	2,829
CITI	1,513
Time Warner	839
Thomson Reuters	814
City University of New York (CUNY)	801
AIG-American International	762
Bank Of America	664
American Express	664
HSBC	611
Bon Secours	581
North Shore Long Island Jewish	570
AT&T	559
Morgan Stanley	558
T-Mobile	545
The Bank of New York Mellon Corporation	524
State University of New York (SUNY)	497
Ernst & Young LLP	479
PricewaterhouseCoopers	478
Deloitte	466
Macy's	449
Polo Ralph Lauren	428
Columbia University	425
CBS	421
BARCLAYS	387
Capital One	381
Health First	379
Total	246,825

Online Ads for New York City Jobs by Sector*
(May 12, 2013, to August 9, 2013)



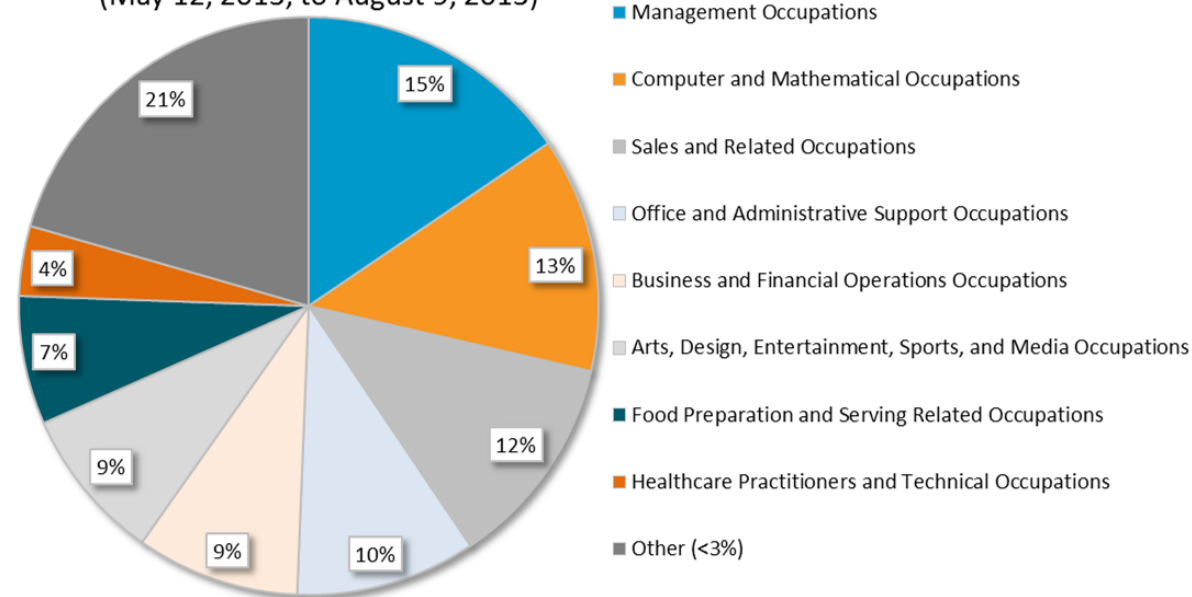
- Finance and Insurance
- Professional, Scientific, and Technical Services
- Information
- Health Care and Social Assistance
- Retail Trade
- Administrative and Support and Waste Management and Remediation Services

* Includes only ads for which sector could be determined.

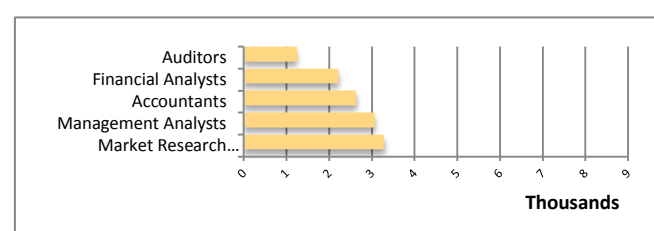
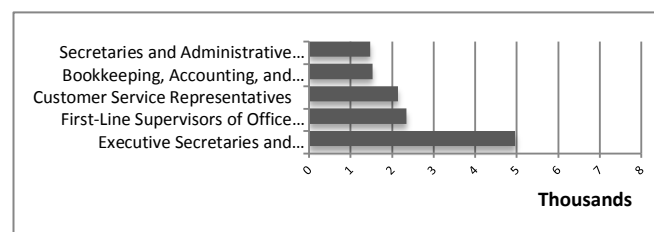
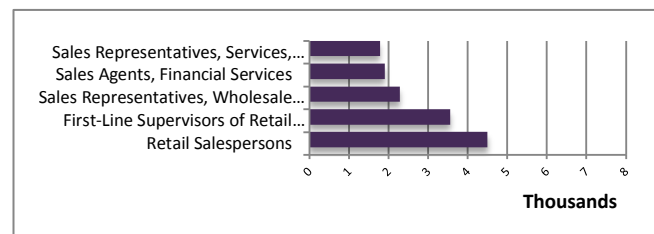
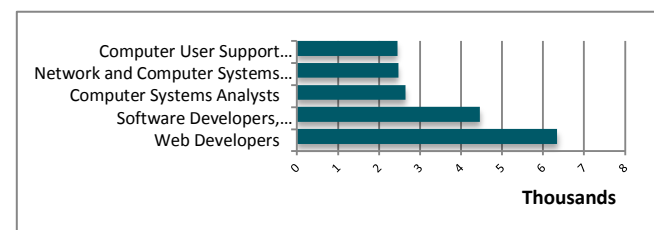
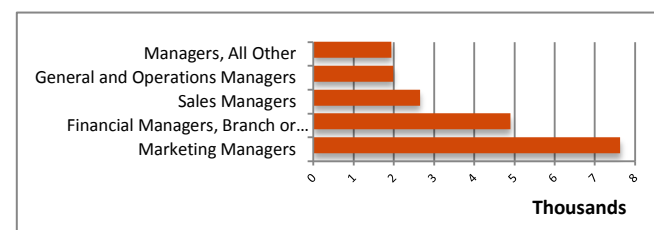


¹ Please note that this report includes only ads from direct employers. Ads posted in bulk or by employment agencies have been excluded.

**Online Ads for New York City Jobs
by Major Occupation Group**
(May 12, 2013, to August 9, 2013)



Management	
Total Ads	31,969
Marketing Managers	7,627
Financial Managers, Branch or Department	4,897
Sales Managers	2,647
General and Operations Managers	1,986
Managers, All Other	1,938
Computer and Mathematical	
Total Ads	27,146
Web Developers	6,345
Software Developers, Applications	4,462
Computer Systems Analysts	2,648
Network and Computer Systems Administrators	2,470
Computer User Support Specialists	2,445
Sales and Related Services	
Total Ads	24,680
Retail Salespersons	4,497
First-Line Supervisors of Retail Sales Workers	3,553
Sales Representatives, Wholesale and Manufacturing, Except Tech	2,286
Sales Agents, Financial Services	1,902
Sales Representatives, Services, All Other	1,782
Office and Administrative Support	
Total Ads	20,755
Executive Secretaries and Executive Administrative Assistants	4,957
First-Line Supervisors of Office and Administrative Support Worker:	2,343
Customer Service Representatives	2,136
Bookkeeping, Accounting, and Auditing Clerks	1,522
Secretaries and Administrative Assistants, Except Legal, Medical, ar	1,473
Business and Financial Operations	
Total Ads	18,834
Market Research Analysts and Marketing Specialists	3,281
Management Analysts	3,052
Accountants	2,631
Financial Analysts	2,210
Auditors	1,239



ABOUT REAL-TIME LABOR MARKET INFORMATION

Real-time labor market information comes from the daily scraping and analysis of online labor exchanges. It can provide insight into the nature and extent of current employer demand, emerging occupations and skill requirements. Internet job ads represent about 70 percent of all vacancies in the economy (and nearly 95% of jobs other than the lowest skill, lowest pay, and highest turnover occupations such as in retail, food service, and construction).

SOURCE | These analyses were conducted by the NYCLMIS using Wanted Analytics Hiring Demand Dashboard.