

TOP EMPLOYERS

The table to the right lists the employers in New York City that posted the most new, unduplicated ads in the last 90 days and the number of ads they posted. The list of top-advertising employers is dominated by firms in finance, technology, and universities.^{1,2}

MONTHLY AD TRENDS

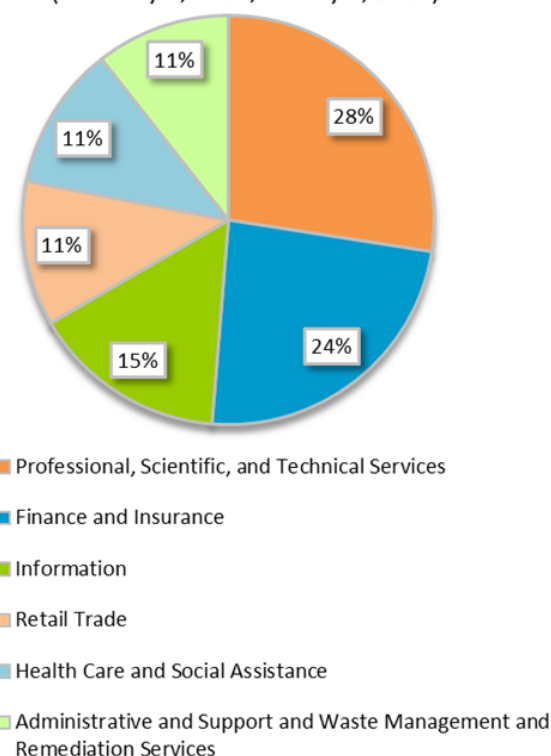
The line chart below shows the monthly total volume of on-line ads from April 2009 through April 2013 (the area shaded in blue approximates the period of national recession). **There were 90,338 online ads for New York City jobs this month, up 4.0 percent from the same month last year.** The chart shows the seasonality of online job ad volume, with annual lows in late fall and annual peaks in spring and late summer.

ADS BY SECTOR AND OCCUPATION

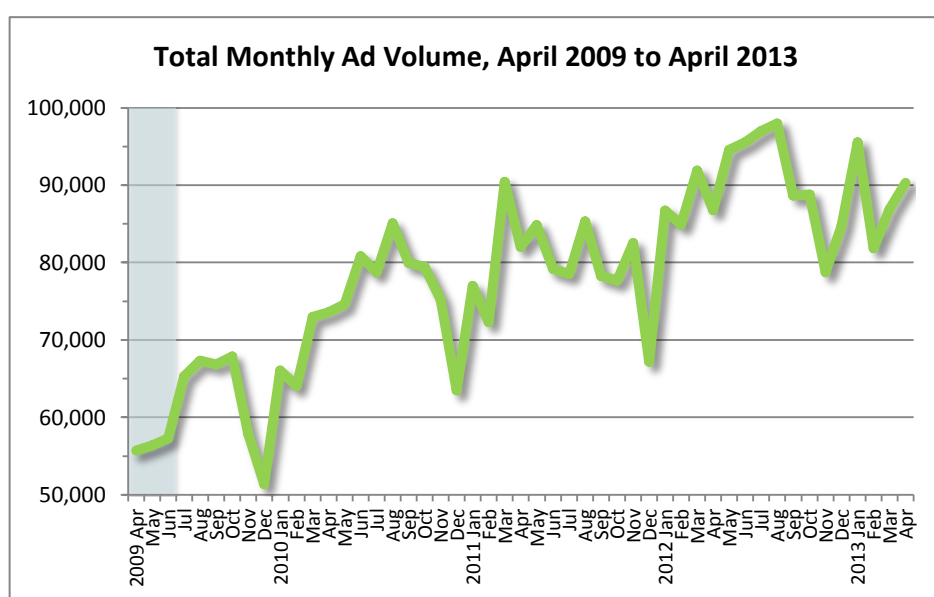
The pie chart to the bottom right shows New York City job ads organized by sector. Between February 6, 2013, and May 6, 2013, the largest proportion of job listings were in the **professional, scientific, and technical services sector (28%)**, concentrated in computer system design, accounting, computer programming services, and management consulting firms. The next highest demand sector was **finance and insurance (24%)**, concentrated in securities brokerage and commercial banking, followed by **information, retail trade, health care and social assistance, and administrative and support and waste management and remediation services.** Shown on the other side of this page are the highest volume occupations by group and by detailed occupation. The most in-demand occupations in the past 90 days were **marketing managers, web developers, executive secretaries and administrative assistants, and retail salespersons.**

Advertiser	Volume
J.P. Morgan Chase & Co.	2,610
CITI	1,358
Time Warner	1,109
AT&T	757
City University of New York (CUNY)	692
Morgan Stanley	682
American Express	608
Bank Of America	536
The Bank of New York Mellon Corporation	534
Deloitte	503
Thomson Reuters	501
Macy's	453
Chartis	444
Sittercity	418
Columbia University	418
IBM	415
State University of New York (SUNY)	376
NewYork-Presbyterian/Columbia	371
Barclays	367
KPMG	362
T-Mobile	361
Wireless Generation Inc	359
CBS	353
Bloomberg	344
AOL	328
Sun America	316
Total	255,363

Online Ads for New York City Jobs by Sector*
(February 6, 2013, to May 6, 2013)



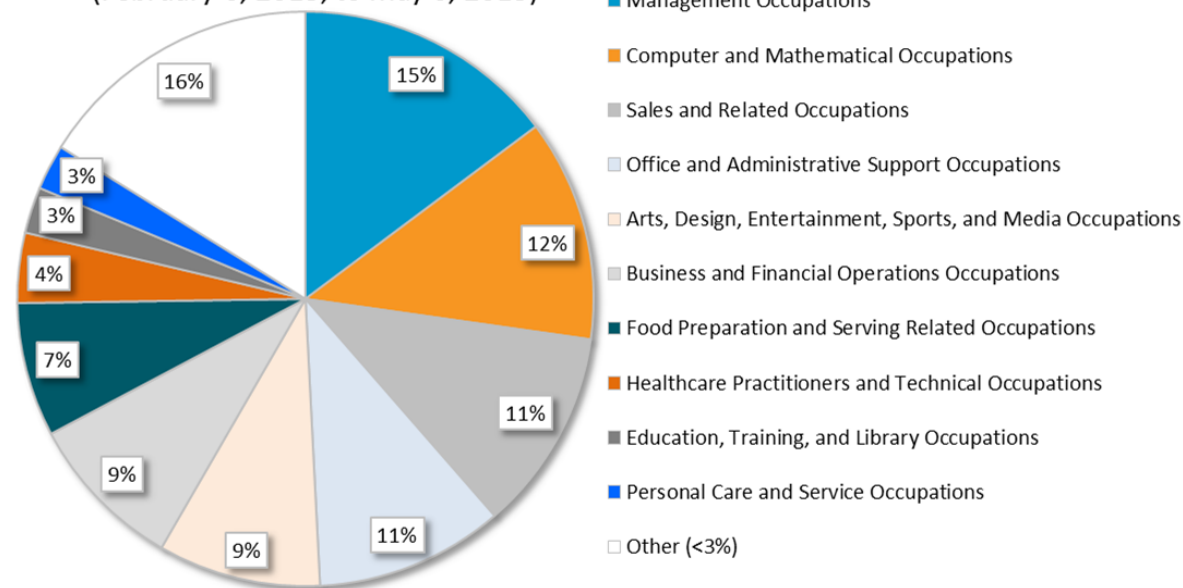
* Includes only ads for which sector could be determined.



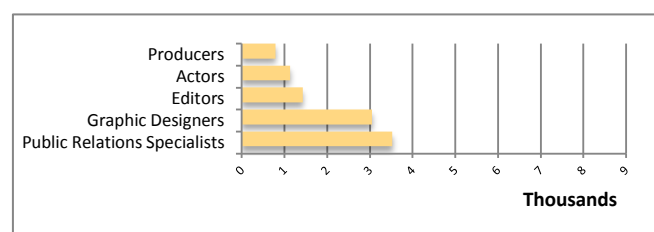
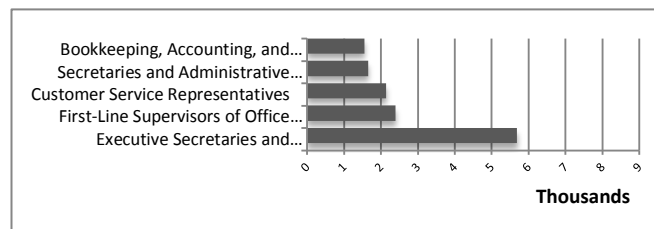
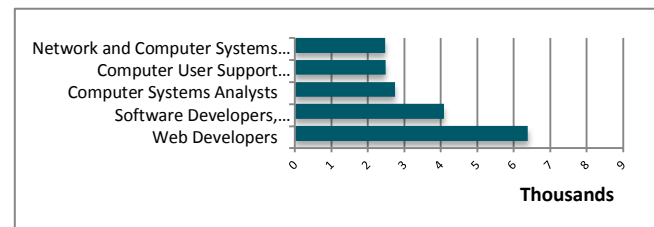
¹ Please note that this report includes only ads from direct employers. Ads posted in bulk or by employment agencies have been excluded.

² Because WANTED Analytics™, the company that issues the real-time labor market data, has introduced an improved classification system for online job ads and a new software version, the data in this report is not directly comparable to the data in previous reports.

**Online Ads for New York City Jobs
by Major Occupation Group**
(February 6, 2013, to May 6, 2013)



Management	
Total Ads	31,671
Marketing Managers	8,043
Financial Managers, Branch or Department	4,312
Sales Managers	2,742
Managers, All Other	2,263
General and Operations Managers	1,795
Computer and Mathematical	
Total Ads	26,833
Web Developers	6,380
Software Developers, Applications	4,083
Computer Systems Analysts	2,743
Computer User Support Specialists	2,483
Network and Computer Systems Administrators	2,473
Sales and Related Services	
Total Ads	24,383
Retail Salespersons	3,614
First-Line Supervisors of Retail Sales Workers	3,187
Sales Representatives, Wholesale and Manufacturing, Except Techr	2,372
Demonstrators and Product Promoters	1,843
Sales Representatives, Services, All Other	1,836
Office and Administrative Support	
Total Ads	22,718
Executive Secretaries and Executive Administrative Assistants	5,676
First-Line Supervisors of Office and Administrative Support Worker:	2,394
Customer Service Representatives	2,141
Secretaries and Administrative Assistants, Except Legal, Medical, ar	1,654
Bookkeeping, Accounting, and Auditing Clerks	1,554
Arts, Design, Entertainment, Sports, and Media	
Total Ads	19,608
Public Relations Specialists	3,518
Graphic Designers	3,042
Editors	1,424
Actors	1,133
Producers	790



ABOUT REAL-TIME LABOR MARKET INFORMATION

Real-time labor market information comes from the daily scraping and analysis of online labor exchanges. It can provide insight into the nature and extent of current employer demand, emerging occupations and skill requirements. Internet job ads represent about 70 percent of all vacancies in the economy (and nearly 95% of jobs other than the lowest skill, lowest pay, and highest turnover occupations such as in retail, food service, and construction).

SOURCE | These analyses were conducted by the NYCLMIS using Wanted Analytics Hiring Demand Dashboard.