

TOP EMPLOYERS

The table to the right lists the employers in New York City that posted the most new, unduplicated ads in the last 90 days and the number of ads they posted. The list of top-advertising employers is dominated by firms in finance, technology, and universities.¹

MONTHLY AD TRENDS

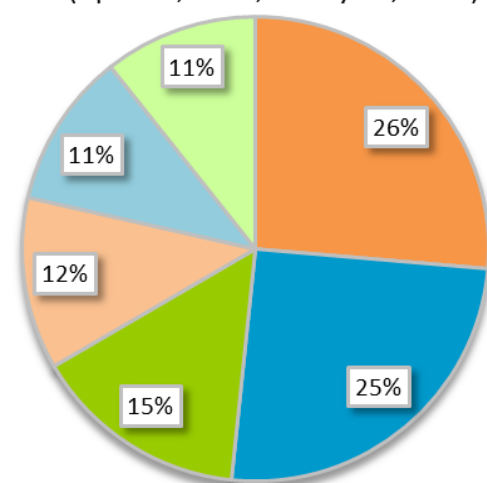
The line chart below shows the monthly total volume of on-line ads from June 2009 through June 2013. **There were 87,972 online ads for New York City jobs this month, down 7.8 percent from the same month in 2012, when online advertising was especially active.** The chart shows the *seasonality* of online job ad volume, with annual lows in late fall and annual peaks in spring and late summer.

ADS BY SECTOR AND OCCUPATION

The pie chart to the bottom right shows New York City job ads organized by sector. Between April 13, 2013, and July 11, 2013, the largest proportion of job listings were in **finance and insurance** (26%), concentrated in commercial banking and securities brokerage and in the **professional, scientific, and technical services sector** (25%), concentrated in computer systems design, accounting, computer programming services, and engineering services. Shown on the other side of this page are the highest volume occupations by group and by detailed occupation. The most in-demand occupations in the past 90 days were **marketing managers, web developers, executive secretaries and administrative assistants, and financial managers.**

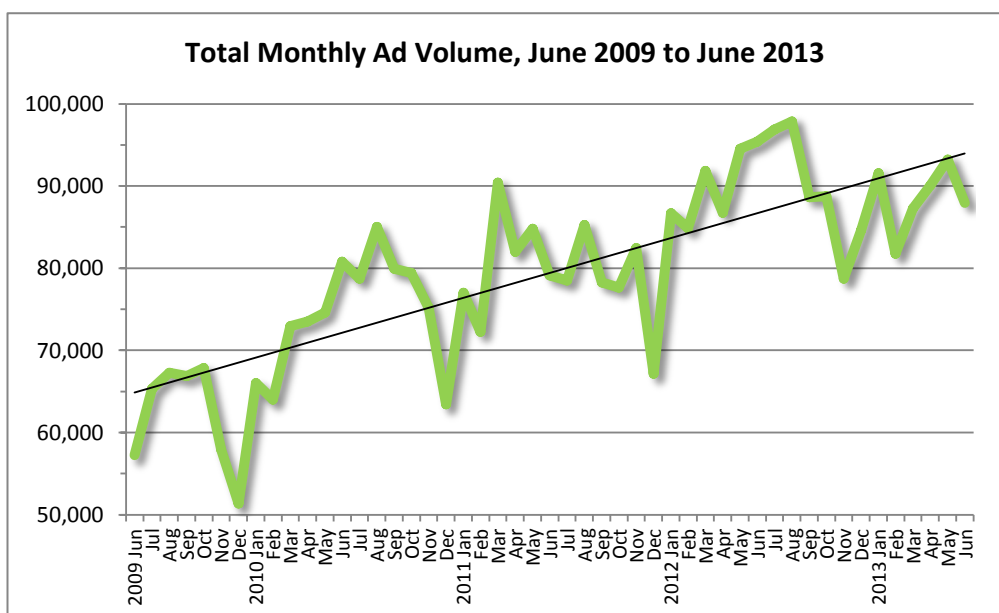
Advertiser	Volume
J.P. Morgan Chase & Co.	2,865
CITI	1,666
AIG-American International	1,048
Time Warner	909
Thomson Reuters	820
American Express	814
Bank Of America	728
Morgan Stanley	708
City University of New York (CUNY)	694
The Bank of New York Mellon Corporation	595
Deloitte	571
CBS	543
T-Mobile	540
HSBC	540
AT&T	529
Sittercity	523
State University of New York (SUNY)	499
PricewaterhouseCoopers	491
North Shore Long Island Jewish	486
Macy's	449
Bon Secours	441
Ernst & Young LLP	436
Columbia University	423
Polo Ralph Lauren	414
BARCLAYS	372
KPMG	340
Total	251,309

Online Ads for New York City Jobs by Sector*
(April 13, 2013, to July 11, 2013)



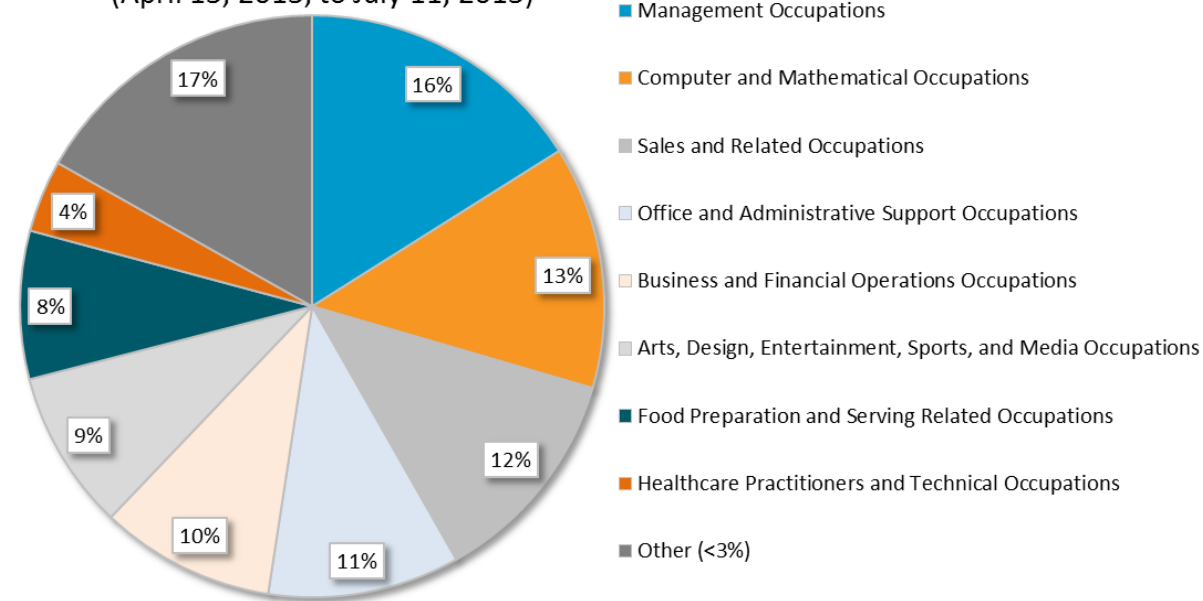
- Finance and Insurance
- Professional, Scientific, and Technical Services
- Information
- Health Care and Social Assistance
- Retail Trade
- Administrative and Support and Waste Management and Remediation Services

* Includes only ads for which sector could be determined.

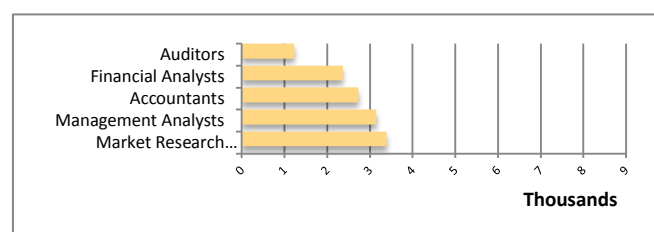
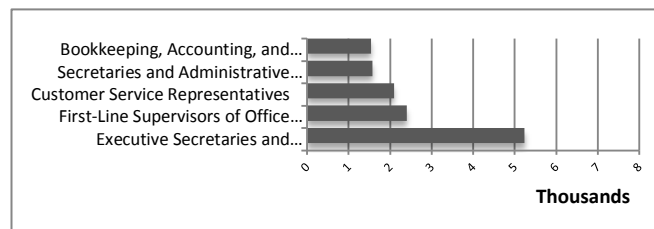
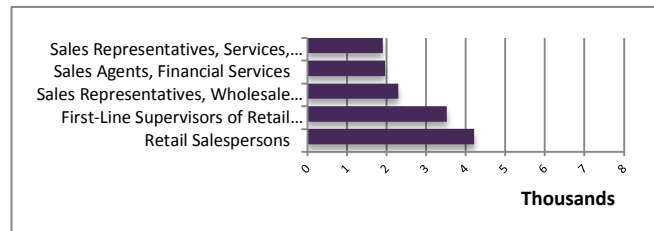
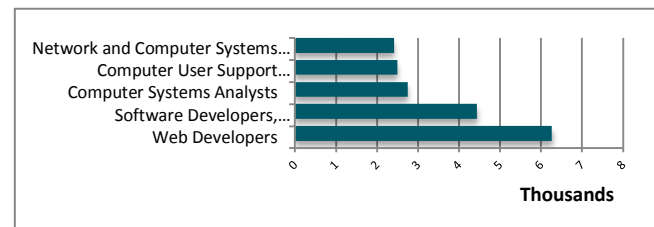
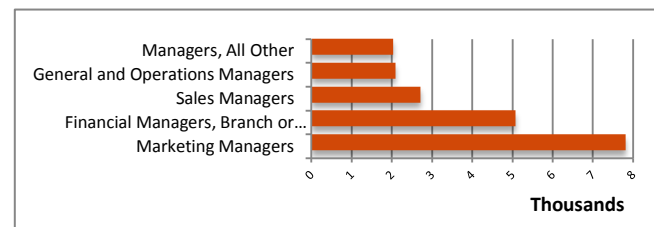


¹ Please note that this report includes only ads from direct employers. Ads posted in bulk or by employment agencies have been excluded.

**Online Ads for New York City Jobs
by Major Occupation Group**
(April 13, 2013, to July 11, 2013)



Management	
Total Ads	32,473
Marketing Managers	7,811
Financial Managers, Branch or Department	5,068
Sales Managers	2,714
General and Operations Managers	2,086
Managers, All Other	2,027
Computer and Mathematical	
Total Ads	27,350
Web Developers	6,262
Software Developers, Applications	4,437
Computer Systems Analysts	2,749
Computer User Support Specialists	2,496
Network and Computer Systems Administrators	2,416
Sales and Related Services	
Total Ads	24,832
Retail Salespersons	4,209
First-Line Supervisors of Retail Sales Workers	3,522
Sales Representatives, Wholesale and Manufacturing, Except Tech	2,295
Sales Agents, Financial Services	1,957
Sales Representatives, Services, All Other	1,900
Office and Administrative Support	
Total Ads	21,507
Executive Secretaries and Executive Administrative Assistants	5,232
First-Line Supervisors of Office and Administrative Support Worker:	2,394
Customer Service Representatives	2,087
Secretaries and Administrative Assistants, Except Legal, Medical, ar	1,572
Bookkeeping, Accounting, and Auditing Clerks	1,537
Business and Financial Operations	
Total Ads	19,623
Market Research Analysts and Marketing Specialists	3,393
Management Analysts	3,149
Accountants	2,730
Financial Analysts	2,363
Auditors	1,232



ABOUT REAL-TIME LABOR MARKET INFORMATION

Real-time labor market information comes from the daily scraping and analysis of online labor exchanges. It can provide insight into the nature and extent of current employer demand, emerging occupations and skill requirements. Internet job ads represent about 70 percent of all vacancies in the economy (and nearly 95% of jobs other than the lowest skill, lowest pay, and highest turnover occupations such as in retail, food service, and construction).

SOURCE | These analyses were conducted by the NYCLMIS using Wanted Analytics Hiring Demand Dashboard.