

January 2013 New York City *Real Time* Jobs Report

TOP EMPLOYERS

The table to the right lists the employers in New York City that posted the most new, unduplicated ads in the last 90 days and the number of ads they posted. The list of top-advertising employers is dominated by firms in finance, technology, hospitals, universities, and retail.¹

MONTHLY AD TRENDS

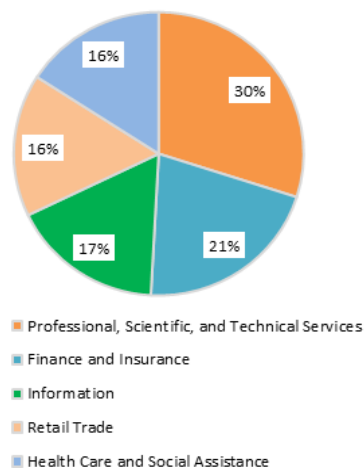
The line chart below shows the monthly total volume of on-line ads from December 2008 through December 2012 (the area shaded in blue approximates the period of national recession). There were **136,761 online ads for New York City jobs this month, up 2.1 percent from the same month last year**. The chart shows the *seasonality* of online job ad volume, with annual lows in late fall and annual peaks in spring and late summer.

ADS BY SECTOR AND OCCUPATION

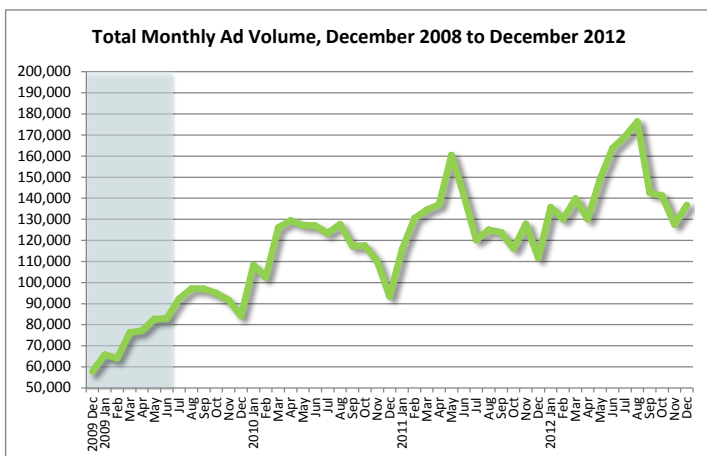
The pie chart to the bottom right shows New York City job ads organized by sector. Between October 11, 2012, and January 8, 2013, the largest proportion of job listings were in the **professional, scientific, and technical services sector** (30%), concentrated in accounting, computer system design, and management consulting firms. The next highest demand sector was **finance and insurance** (21%), concentrated in commercial and investment banking, followed by **information, retail trade, and health care and social assistance**. Shown on the other side of this page are the highest volume **occupations** by group and by detailed occupation. The most in-demand occupations in the past 90 days were **marketing managers, web developers, executive secretaries and administrative assistants, and retail salespersons**.

Advertiser	Volume
JPMorgan Chase	2,362
NewYork-Presbyterian Hospital	1,365
CITI	1,332
AT&T	1,324
Deloitte	1,117
IBM	984
Time Warner Cable	944
Mount Sinai Medical Center	933
The City University of New York	850
New York University	789
Macy's	710
BNY Mellon	695
Bank of America	692
NBC Universal	687
T-Mobile	621
HSBC	621
Ernst & Young	597
Toys"R"Us/Babies"R"Us	593
Staples	581
Bloomberg	519
American International Group	491
American Express	483
CBS	471
North Shore-LIJ Health System	462
PriceWaterhouseCoopers	451
Other and unspecified	294,238
Total	314,912

Online Ads for New York City Jobs by Sector*
(October 11, 2012, to January 8, 2013)



* Includes only ads for which sector could be determined.

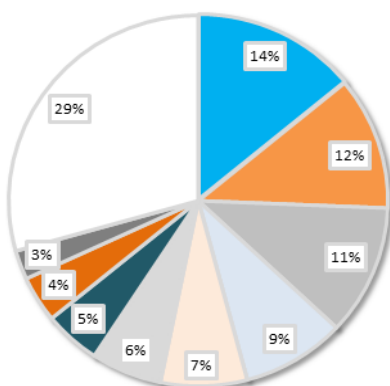


¹ Please note that this report includes only ads from direct employers. Ads posted in bulk or by employment agencies have been excluded.

continued on other side...

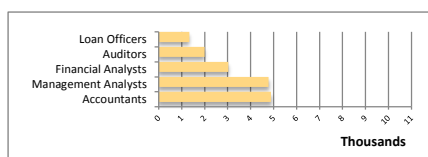
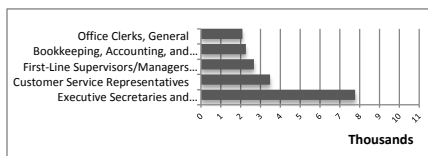
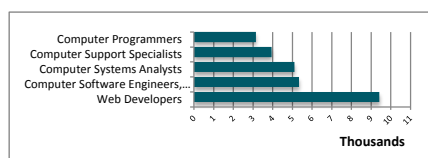

New York City's Most Advertised Job Openings by Occupation

**Online Ads for New York City Jobs
by Major Occupation Group**
(October 11, 2012, to January 8, 2013)



- Management
- Computer and Mathematical
- Sales and Related
- Office and Administrative Support
- Business and Financial Operations
- Arts, Design, Entertainment, Sports, and Media
- Food Preparation and Serving Related
- Healthcare Practitioners and Technical
- Personal Care and Service
- Other (<3%)

Management	
Total Ads	48,335
Marketing Managers	10,204
Financial Managers, Branch or Department	6,885
Sales Managers	5,796
General and Operations Managers	3,403
Computer and Information Systems Managers	3,310
Computer and Mathematical	
Total Ads	39,935
Web Developers	9,419
Computer Systems Analysts	5,336
Computer Software Engineers, Applications	5,105
Computer Support Specialists	3,947
Computer Programmers	3,144
Sales and Related Services	
Total Ads	39,144
Retail Salespersons	7,377
First-Line Supervisors/Managers of Retail Sales Workers	6,375
Sales Representatives, Wholesale and Manufacturing	3,275
Sales Agents, Financial Services	3,200
Sales Representatives, Services, All Other	3,140
Office and Administrative Support	
Total Ads	30,464
Executive Secretaries and Administrative Assistants	7,772
Customer Service Representatives	3,479
First-Line Supervisors/Managers	2,665
Receptionists and Information Clerks	2,263
Bookkeeping, Accounting, and Auditing Clerks	2,088
Business and Financial Operations	
Total Ads	25,410
Accountants	4,884
Management Analysts	4,778
Financial Analysts	3,026
Auditors	1,998
Loan Officers	1,335



ABOUT REAL-TIME LABOR MARKET INFORMATION

Real-time labor market information comes from the daily scraping and analysis of online labor exchanges. It can provide insight into the nature and extent of current employer demand, emerging occupations and skill requirements. Internet job ads represent about 70 percent of all vacancies in the economy (and nearly 95% of jobs other than the lowest skill, lowest pay, and highest turnover occupations such as in retail, food service, and construction).

SOURCE | These analyses were conducted by the NYCLMIS using Wanted Analytics Hiring Demand Dashboard.