

Community Board 12, Manhattan
Minutes for the Public Safety Committee Meeting
June 6th, 2018 – Conference Room
530 West 166th Street – 6th Floor
New York, NY 10032

Committee Members Present (3): Richard Lewis (Chair), Katherine Diaz, and Mary O’Shaughnessy.

Committee Members Absent (1): Rud Morales.

Board Members (2) Danielle Jetto and Tanya Bonner

Public Sign-ins (8): Lt. Freddy Chalen (33rd Precinct), Joselinne Minaya (Manhattan District Attorney’s Office), Ydarian Castillo (NYC CCRB), Cheramie Mondésire, Nancy Preston, Omar Tejada, Lawrence Lee, and Myra Sinetti,

Absent: P.O. Damieon Frey (Community Affairs -Transit District3) Clement James (FDNY) and Representation by the 34th Precinct and a Battalion 13 Chief.

Staff: Ely Sylvestre.

Welcome, Opening Remarks and the Agenda. Richard Lewis, Public Safety Committee Chair, called the meeting to order at 7:02pm. The meeting was recorded to a digital audio file on an OLYMPUS® handheld device. Board members introduced themselves as did members of city agencies and the public. A quorum was established for the meeting. Topics for the evening’s agenda were outlined. Since we were unable to obtain a speaker on the proposed changes in marijuana persecutions that part of the agenda was tabled.

Source Documents Released at the Meeting.

The following source documents were distributed or made available at the meeting.

- **CB12, M Resolution Letter Regarding Dyckman Street between Nagle Avenue and Broadway**
- **Testimony for Intro 1960-2017 (Open Algorithms Bill)**
- **Statement on Algorithmic Transparency and Accountability**
- **Algorithmic Transparency End Profiling.**
- **The Impenetrable Program Transforming How Courts Treat DNA Evidence.**
- **USACM Panel on Algorithmic Transparency and Accountability.**
- **Brennan Center for Justice v New York Police Department.**
- **Fake News. It’s complicated.**
- **How to Spot Fake News.**
- **Letter and Executive Summary from the Manhattan District Attorney’s Office on Changes in the Prosecuting Marijuana. May 22nd, 2015**
- **Office Copy ONLY – Contact the Community Board 12, Manhattan Office to obtain a copy.**
- **Sure way to face Marijuana Charges in New York: Be Black or Hispanic**
- **The Legacy of Stop-and-Frisk in New York’s Marijuana Arrests.**
- **How to reduce Shootings.**

Note: All articles available on the Internet or may be obtain upon request.

Review of Public Safety Committee Accomplishments for the Ten Month Season. Chair's Report.

This was truly a remarkable season for our committee. We held a large information session, organized in one week with about 100 residents, the CO of the 33 Precinct and several CBO's on the subject homelessness in our community and the need to allay fears about 200 well supervised residents in the Armory under stewardship of Project Renewal and Department of Homeless Services. Residents had to be taught levels of enforcement and care related to compassion, mental illness, drug addiction and arrests. They were informed about outreach organizations and not to blame Armory residents if they see homeless individuals in the district. Shortly after our meeting Duarte Square Park a source of many incidents was barricaded by the NYPD and the Parks Department. We obtain greater information and notice on the rollout of the City's LinkNYC WiFi Systems in our district and the non-issue of by some residents of they becoming an attractive nuisance has lessen.

We crafted, passed and were successful in having two resolutions passed at the board's General Meeting: one supporting DACA, our sanctuary city and state, the need for our city's law enforcement not to cooperate with immigration officials on undocumented residents and a greater need to pass legislation to protect the status of DACA's without holding them as hostage in exchange for building a border wall. This resolution was a first and only one for any NYC Community Board and we should be proud of that fact; the other resolution was passed to support the gun rights youth movement's "**March for Our Lives Event**" in Washington and many cities including NYC. Finally, we held a Narcan © training and information session at the 33rd Precinct. The Chair thanks all who participated at our meetings, especially board members.

Discussion from the 33rd Precinct – Lt Rodriguez on Community Outreach and COMPStat.

The following crime statistics from the seven major crimes reported in the NYPD's COMPStat reports were presented. See charts below as well as the Trafficstat report for the precinct.

- There is a pattern of robberies on Edgecombe Avenue
- Overall the seven major categories of crime are down (see highlights in the COMPStat table below).
- A question was asked about whether smoking marijuana in public was subject to arrest and the answer is YES. Possession is an offense subject to a summons, depending on several additional factors (Read the recent articles referenced above in these minutes.
- Narcotics overdoses are up markedly.
- On illegal July 4 celebrations: There is a dedicated unit for fireworks complaints; police officers days off are switched and the tours are eligible for overtime
- Call 911 for fireworks issues.
- <https://buildtheblock.nyc> is the website to find your neighborhood NCO (Neighborhood Coordination Officer) meetings. In answer to a question whether immigration status of crime victims are asked by the NYPD the response is that at no time as a matter of NYPD and city policy is a crime victim ever asked about their immigration status.

Discussion from the 34th Precinct – No Representative Present.

The following crime statistics from the seven major crimes reported in the NYPD's weekly COMPStat List were presented. See charts below as well as Traffic stat report for the precinct.

Report Covering the Week
6/4/2018 Through 6/10/2018

Crime Complaints												
	Week to Date			28 Day			Year to Date*			2 Year	8 Year	25 Year
	2018	2017	% Chg	2018	2017	% Chg	2018	2017	% Chg	% Chg	% Chg	% Chg
Murder	0	0	***.*	0	0	***.*	0	0	***.*	-100.0	-100.0	***.*
Rape	0	1	-100.0	1	3	-66.7	5	6	-16.7	-37.5	-50.0	***.*
Robbery	1	1	0.0	9	11	-18.2	28	46	-39.1	-47.2	-72.0	***.*
Fel. Assault	3	5	-40.0	13	15	-13.3	84	79	6.3	21.7	12.0	***.*
Burglary	2	1	100.0	3	5	-40.0	21	32	-34.4	0.0	-52.3	***.*
Gr. Larceny	6	4	50.0	10	13	-23.1	111	108	2.8	-16.5	-4.3	***.*
G.L.A.	1	0	***.*	3	0	***.*	13	9	44.4	0.0	-56.7	***.*
TOTAL	13	12	8.33	39	47	-17.02	262	280	-6.43	-12.37	-30.69	***.*
Transit	0	0	***.*	0	2	-100.0	6	9	-33.3	-45.5	100.0	***.*
Housing	0	0	***.*	0	2	-100.0	1	5	-80.0	-85.7	-83.3	***.*
Petit Larceny	4	10	-60.0	33	66	-50.0	280	312	-10.3	-11.4	20.7	***.*
Misd. Assault	10	4	150.0	37	24	54.2	171	160	6.9	4.9	-16.6	***.*
Misd. Sex Crimes	2	0	***.*	6	2	200.0	15	13	15.4	25.0	50.0	***.*
Shooting Vic.	0	0	***.*	0	0	***.*	1	2	-50.0	-80.0	-85.7	***.*
Shooting Inc.	0	0	***.*	0	0	***.*	1	2	-50.0	-80.0	-85.7	***.*
Historical Perspective												

Historical Perspective

(Historical perspective is a complete calendar year of data.)

	1990	1993	1998	2001	2017	%Chg '17 vs '01	%Chg '17 vs '98	%Chg '17 vs '93	%Chg '17 vs '90	
Murder		0	6	8	2	-75.0	-66.7	-70.0	***.*	Murder
Rape		16	35	19	9	-52.6	-74.3	-43.8	***.*	Rape
Robbery		142	327	273	107	-60.8	-67.3	-24.6	***.*	Robbery
Fel. Assault		155	379	315	189	-40.0	-50.1	21.9	***.*	Fel. Assault
Burglary		186	366	199	77	-61.3	-79.0	-58.6	***.*	Burglary
Gr. Larceny		99	269	199	262	31.7	-2.6	164.6	***.*	Gr. Larceny
G.L.A.		133	283	194	35	-82.0	-87.6	-73.7	***.*	G.L.A.
TOTAL		731	1,665	1,207	681	-43.6	-59.1	-6.8	***.*	TOTAL

All figures are subject to further analysis and revision. All degrees of rape are included in the rape category.
As of January 2013, complaints occurring within the jurisdiction of the Department of Correction have been disaggregated from the borough and precinct crime totals and are displayed separately on the Department of Correction CompStat page.
Crime statistics reflect New York State Penal Law definitions and differ from the crime categories used by the FBI Uniform Crime Reporting Program. All Crime statistics are translated to Uniform Crime Reporting categories for submission to the UCR Program.

Prepared by
NYPD CompStat Unit

CompStat

Report Covering the Week
6/4/2018 Through 6/10/2018

Crime Complaints											
	Week to Date			28 Day			Year to Date*		2 Year	8 Year	25 Year
	2018	2017	% Chg	2018	2017	% Chg	2018	2017	% Chg	% Chg	% Chg
Murder	0	0	***	0	1	-100.0	0	2	-100.0	-100.0	-100.0
Rape	0	1	-100.0	2	1	100.0	11	6	83.3	450.0	0.0
Robbery	2	2	0.0	8	17	-52.9	76	89	-14.6	-19.1	-36.1
Fel. Assault	8	11	-27.3	35	31	12.9	135	125	8.0	8.9	51.7
Burglary	2	3	-33.3	8	12	-33.3	57	89	-36.0	-6.6	-27.8
Gr. Larceny	15	12	25.0	44	58	-24.1	239	295	-19.0	1.7	67.1
G.L.A.	3	0	***	4	2	100.0	36	25	44.0	38.5	0.0
TOTAL	40	29	3.45	101	122	-17.21	554	631	-12.20	1.84	15.90
Transit	0	1	-100.0	1	4	-75.0	14	14	0.0	27.3	16.7
Housing	0	0	***	2	1	100.0	15	10	50.0	25.0	36.4
Petit Larceny	19	10	90.0	70	55	27.3	349	384	-9.1	5.4	34.7
Misd. Assault	8	16	-50.0	39	53	-26.4	231	237	-2.5	0.0	-0.4
Misd. Sex Crimes	2	0	***	9	3	200.0	23	9	155.6	130.0	76.9
Shooting Vic.	1	1	0.0	2	1	100.0	3	7	-57.1	200.0	-40.0
Shooting Inc.	1	1	0.0	2	1	100.0	3	6	-50.0	200.0	-40.0
Historical Perspective											

Historical Perspective

(Historical perspective is a complete calendar year of data.)

	1990	1993	1998	2001	2017	%Chg '17 vs '01	%Chg '17 vs '98	%Chg '17 vs '93	%Chg '17 vs '90	
Murder	103	50	9	7	3	-57.1	-66.7	-94.0	-97.1	Murder
Rape	66	89	34	27	14	-48.1	-58.8	-84.3	-78.8	Rape
Robbery	1,919	1,312	363	316	201	-36.4	-44.6	-84.7	-89.5	Robbery
Fel. Assault	1,130	839	334	273	290	6.2	-13.2	-65.4	-74.3	Fel. Assault
Burglary	2,647	1,921	748	419	172	-58.9	-77.0	-91.0	-93.5	Burglary
Gr. Larceny	1,469	1,184	330	290	631	117.6	91.2	-46.7	-57.0	Gr. Larceny
G.L.A.	2,693	1,830	386	367	71	-80.7	-81.6	-96.1	-97.4	G.L.A.
TOTAL	10,027	7,225	2,204	1,699	1,382	-18.7	-37.3	-80.9	-86.2	TOTAL

All figures are subject to further analysis and revision. All degrees of rape are included in the rape category.
As of January 2013, complaints occurring within the jurisdiction of the Department of Correction have been disaggregated from the borough and precinct crime totals and are displayed separately on the Department of Correction CompStat page.
Crime statistics reflect New York State Penal Law definitions and differ from the crime categories used by the FBI Uniform Crime Reporting Program. All Crime statistics are translated to Uniform Crime Reporting categories for submission to the UCR Program.

Prepared by
NYPD CompStat Unit

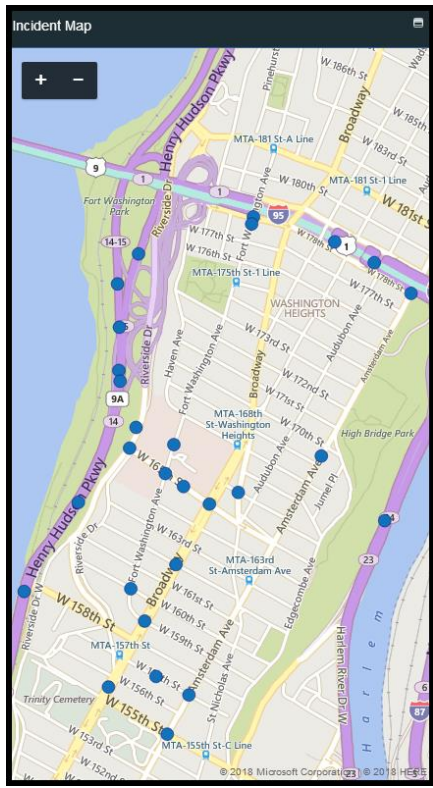
CompStat

COMPStat 2.0 Year to Date Map and Charts.

Seven (7) Majors reported.

See <https://compstat.nypdonline.org>

Traffic Stat



Patrol Borough: Manhattan North Precinct: 033

TrafficStat Book		Week of 05/28/18 - 06/03/18					
	Week to Date			28 Day			Year to
	2018	2017	% Chg	2018	2017	% Chg	2018
Total Collisions	35	34	2.9 %	132	129	2.3 %	715
Collisions w/ Injuries	5	5	0.0 %	19	21	-9.5 %	112
Total Injuries	6	5	20.0 %	23	31	-25.8 %	135
Occupant Injuries	4	3	33.3 %	16	23	-30.4 %	88
Pedestrian Injuries	1	0	0.0 %	5	5	0.0 %	34
Bicycle Injuries	1	2	-50.0 %	2	3	-33.3 %	13
Fatalities	0	0	0.0 %	0	0	0.0 %	0



Patrol Borough: Manhattan North Precinct: 034

TrafficStat Book		Week of 05/28/18 - 06/03/18					
	Week to Date			28 Day			Year to
	2018	2017	% Chg	2018	2017	% Chg	2018
Total Collisions	34	30	13.3 %	126	151	-16.6 %	735
Collisions w/ Injuries	4	10	-60.0 %	18	34	-47.1 %	106
Total Injuries	6	11	-45.5 %	25	45	-44.4 %	135
Occupant Injuries	6	8	-25.0 %	21	35	-40.0 %	85
Pedestrian Injuries	0	2	-100.0 %	3	7	-57.1 %	39
Bicycle Injuries	0	1	-100.0 %	1	3	-66.7 %	11
Fatalities	0	0	0.0 %	0	0	0.0 %	0

Discussion by the Manhattan DA's Office – Joselinne Minaya.

- On June 30 there will be a gun buyback happening coordinated between the NYPD and the DA, at Salem United Methodist Church, 2190 Adam Clayton Powell Jr. Blvd as part of the “Art Of Healing” event.
- There is a push by the DA to address the opioid crisis in NYC:
- The current opioid epidemic in the United States is changing our perceptions of the face of addiction. Opioid Use Disorder (OUD) has become pervasive and is affecting all ethnicities, races, socioeconomic classes, the young and the old. In 2015, 46 people will lose their life each day to this chronic brain disease that is going unnoticed and undertreated. Treatment strategies have not necessarily advanced to the same extent as our current understanding of the disease.
 - The Good Samaritan Law holds 911 callers harmless and free from penalty regardless of whatever drugs may be on scene. The goal is to have users save lives.
 - There is discussion of safe injection sites, including one to come in upper Manhattan.
 - The point was made that drug treatment is critical to stopping overdose deaths and this take time.
- Some discussion followed regarding drug dealing around Broadway and Isham, as well as by West 179th Street on Audubon and St. Nicholas Avenues.
- The summer intern program with the Manhattan DA is starting; in the future we need more applications from high school students in our district.

Discussion by the Civilian Complaint Review Board -- Cheramie Mondésire

- The map of complaints is available online at <https://www1.nyc.gov/site/ccrb/index.page>
- Most complaints are related to police officer's abuse of authority or excessive use of force.
- There are also mediation services available among NYPD, restaurant/club owners, and neighborhood residents, to resolve persistent complaints.



Notice of the fourth annual FDNY Open House Event on June 16th – Local Battalion 13 firehouses and the EMT station listed. The board developed this flyer that appeared on our Facebook account <https://www.facebook.com/CB12Manhattan>

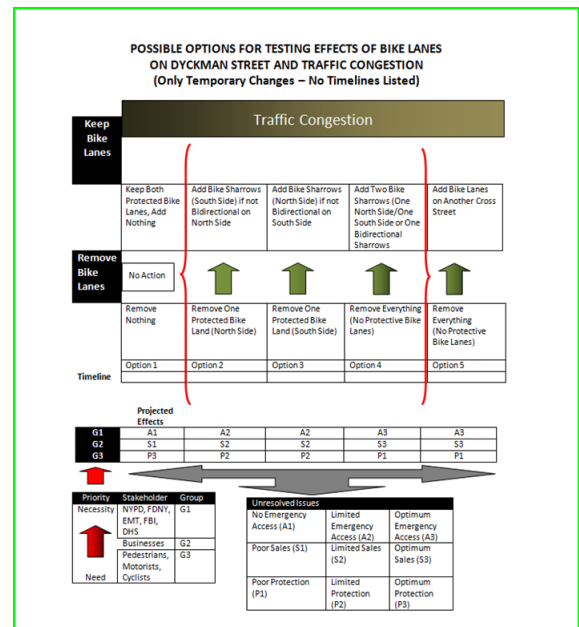
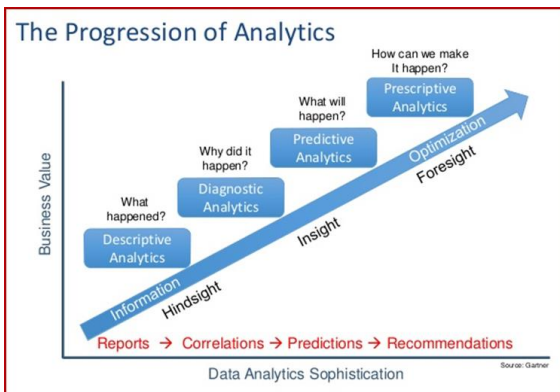
Discussion on the Community Board's Resolution on the Bike Lanes on Dyckman Street.

The Chair briefly discussed the development of the resolution recommending changes in Dyckman Street from Broadway to Nagle Avenue grew out of series of fact-finding, public hearing and board approval in May.

- The Chair described the various issues with the existing installations: Poor traffic flow, continuous street impasses for FDNY equipment and complaints (firehouse is located a small block away on Vermilyea Avenue), complaints by elected officials, attempts to fix the situation by the Department of Transportation and multiple points of view by residents, cyclists, advocates and other stakeholders.
- Some of the recommended changes included the removal of the south bike lane and the installation of two new 24/7 traffic cameras with unrestricted public internet access at Broadway and Nagle.
- Heavy criticism was presented that traffic modeling is not as accurate or significant as actual data collection and real time evidence.
- The community board also recommended more funding for more transportation initiatives and more traffic agents.

Presentation by the Chair on Data Analysis

- Values and facts are different, and constitute different kinds of relationships
- A fact is a statement that is consistent with reality or can be proven with evidence. The usual test for a statement of fact is verifiability, confirmation or predictability. All fact statements use the word: **'is'**.
- A value is the perception of the importance, worth, or usefulness of something, actions or an idea. All value statements use the words **'ought'** or **'should be'**
- Descriptive data differs from predictive data, and both differ from prescriptive data
- Accurate, complete data can and should inform public policy
- District examples are the Dyckman Street Traffic and Bicycle studies.
- Traffic data provides evidence or hard data (facts) vs. stakeholder needs or wants (values) offers the possibilities to demonstrate variances from predicted situations.



The committee will be in recess until September 5, 2018. When we return one item on the agenda will be the board's FY2020 preliminary budget. With no new or old business pending the meeting adjourned at 9:08 PM.

Respectfully submitted,
 Mary O'Shaugnessy
 edited by Richard Lewis, Chair
 Public Safety Committee
 Date: June 6th, 2018