



Summer Youth Employment Program 2010 ANNUAL SUMMARY

About SYEP

- **Program Structure**
 - Up to 7 weeks of paid work & education experience
 - Federal minimum wage of \$7.25 per hour
 - Open to all NYC residents from 14 through 24 years old
 - Program Dates: July 6 through August 21
- **Goals**
 - Introduce & prepare youth for world of work
 - Reduce youth unemployment during summer months
 - Provide supplemental income to families

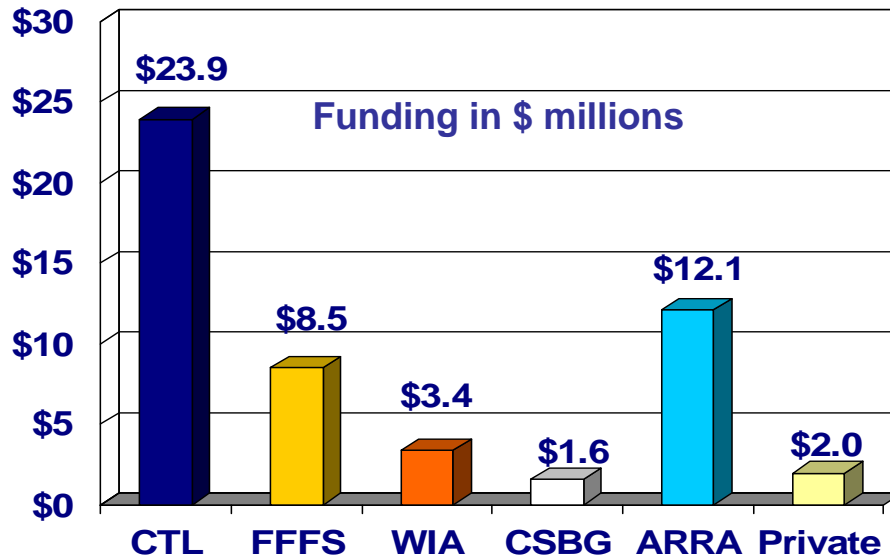
Recent Program History

- 2003** - DYCD begins administering SYEP
- 2004** - 'SYEP Online' web-based enrollment & timekeeping launched
 - Debit card payment system introduced
 - SYEP education component added to program
- 2006** - Online participant application system launched
 - Partnerships with local banks to provide fee-free ATM
- 2009** - Specialized services for vulnerable youth added to program
 - Online worksite application system launched
 - 'Summer of Service' volunteer component introduced
- 2010** - Free checking accounts offered to participants 18 and older
 - Private sector donations add over 1,500 SYEP jobs

2010 Facts & Figures

\$51.5m	Funding committed to program
143,169	Applications submitted
116,402	Online applications
35,725	Participants enrolled
5,780	Worksites developed for SYEP participants
1,919	Participants self-identified as disabled

Funding Sources



Abbreviations:

CTL – City Tax Levy

FFFS - Flexible Fund for Family Services (State TANF)

WIA – Workforce Investment Act (Federal)

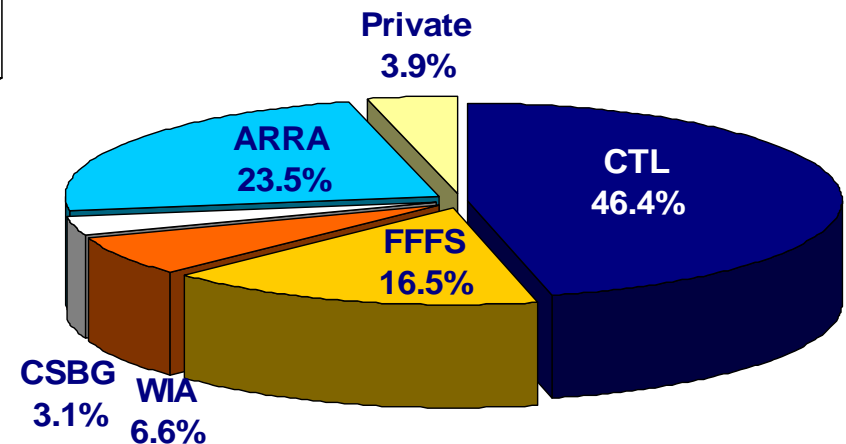
CSBG – Community Services Block Grant

ARRA – American Recovery and Reinvestment Act

Private – Donations to SYEP through Mayor’s Fund to Advance New York City

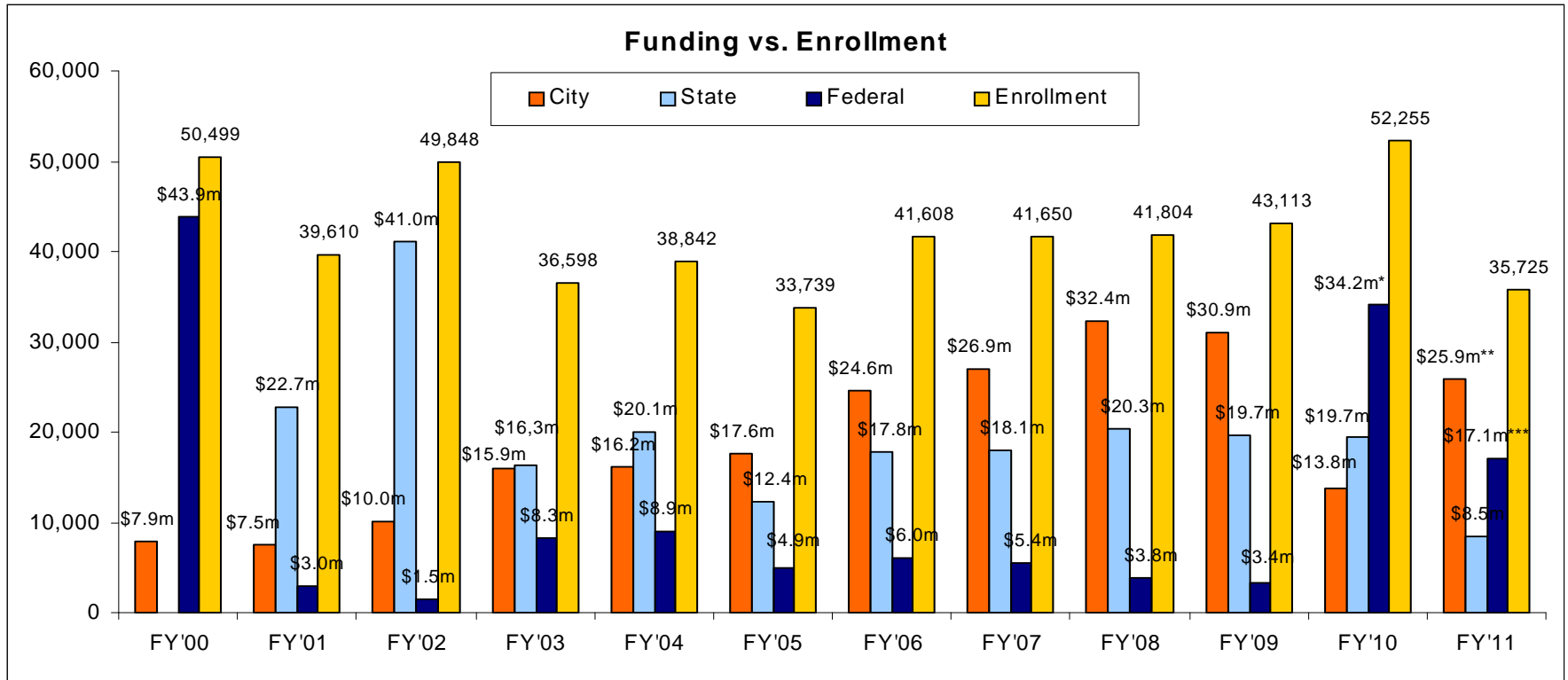
Total funding for SYEP 2010:

\$51.5 million



NYC Summer Youth Employment Program Funding & Youth Enrolled

(Updated Sep '10)



Total \$	\$51.8m	\$33.2m	\$52.5m	\$40.5m	\$45.2m	\$34.9m	\$48.4m	\$50.4m	\$56.5m	\$54.0m	\$67.5m	\$51.5m
Enrollment	50,499	39,610	49,848	36,598	38,842	33,739	41,608	41,650	41,804	43,113	52,255	35,725
Min Wage	\$4.75	\$5.15	\$5.15	\$5.15	\$5.15	\$5.15	\$6.00	\$6.75	\$7.15	\$7.15	\$7.25	\$7.25

*FY10 Federal funding includes Federal Stimulus WIA of \$18.5m and CSBG funding of \$9.6m

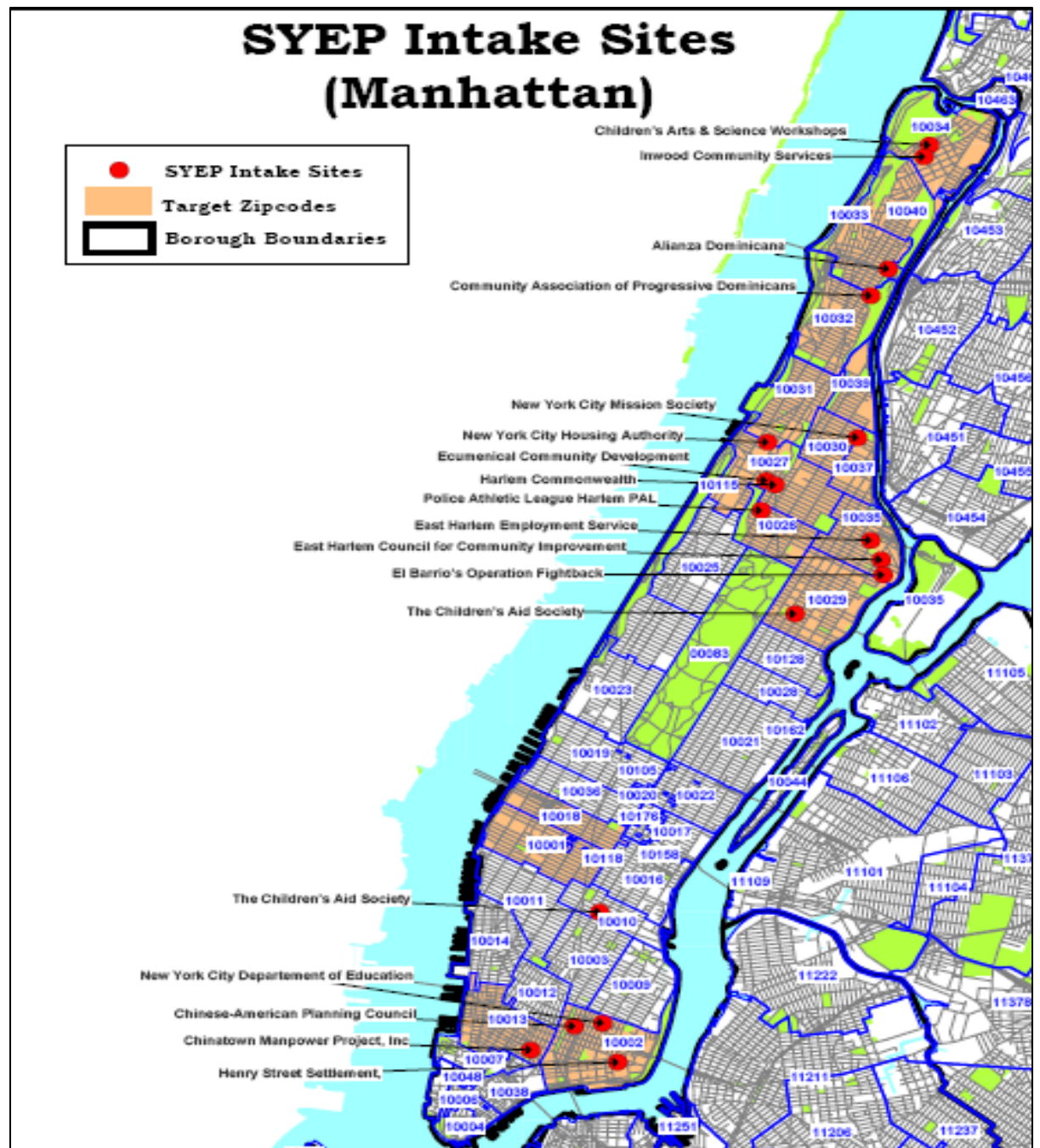
** FY11 City funding includes \$2.0m in private sector donations to the Mayor's Fund to Advance New York City

*** FY11 Federal funding Includes Federal Stimulus CSBG funding of \$12.1m

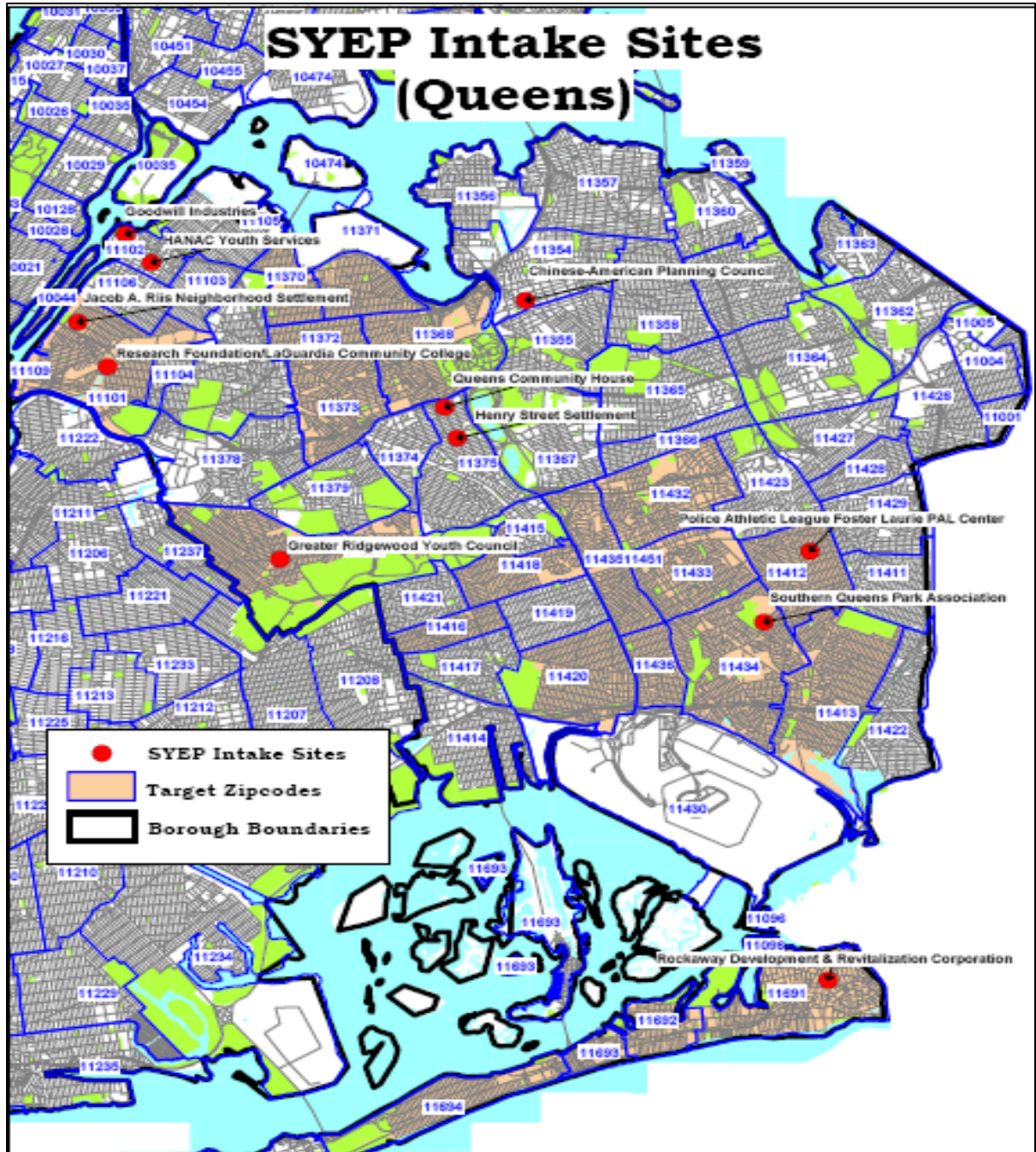
- Asociaciones Dominicanas
- Brooklyn Neighborhood Improvement Association
- CAMBA
- Catholic Charities Neighborhood Services, Inc.
- Chinese-American Planning Council
- Colony South Brooklyn Houses
- Community Counseling and Mediation
- Council of Jewish Organizations of Flatbush
- Cypress Hills Local Development Corporation
- East New York Development Corporation
- Edith & Carl Marks Jewish Community House of Bensonhurst
- Henry Street Settlement
- Italian-American Civil Rights League
- National Society for Hebrew Day School
- New York City Housing Authority
- Police Athletic League
- Research Foundation at Medgar Evers College
- Ridgewood-Bushwick Senior Citizens Council
- SCO Family of Services – Center for Family Life
- St. Mary's Community Services
- St. Nicholas Neighborhood Preservation Corporation
- Sesame Flyers International
- Vanguard Urban Improvement Association



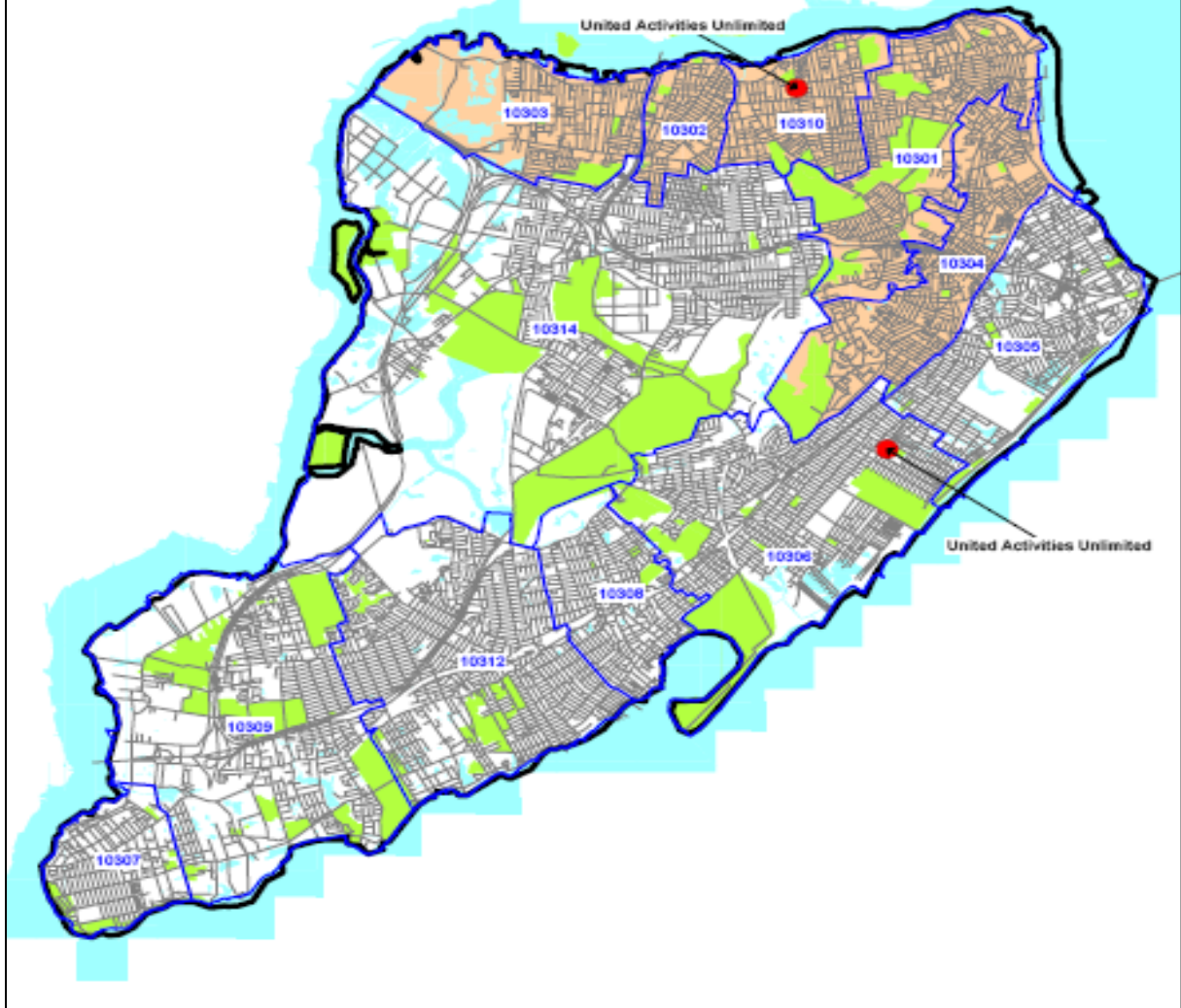
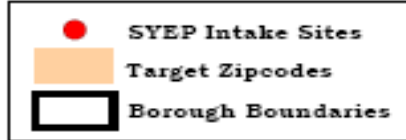
- Alianza Dominicana
- The Children's Aid Society
- Children's Arts and Sciences Workshop
- Chinatown Manpower Project
- Chinese-American Planning Council
- Community Association of Progressive Dominicans
- East Harlem Council for Community Improvement
- East Harlem Employment Services
- Ecumenical Community Development
- El Barrios Operation Fight Back
- Harlem Commonwealth Council
- Henry Street Settlement
- Inwood Community Services
- New York City Department of Education
- New York City Housing Authority
- New York City Mission Society
- Police Athletic League



- Chinese-American Planning Council
- Goodwill Industries of Greater NY and NJ
- Greater Ridgewood Youth Council
- HANAC Youth Services
- Henry Street Settlement
- Jacob A. Riis Neighborhood Settlement
- Police Athletic League
- Queens Community House
- Research Foundation at LaGuardia Community College
- Rockaway Development and Revitalization Corporation
- Southern Queens Parks Association



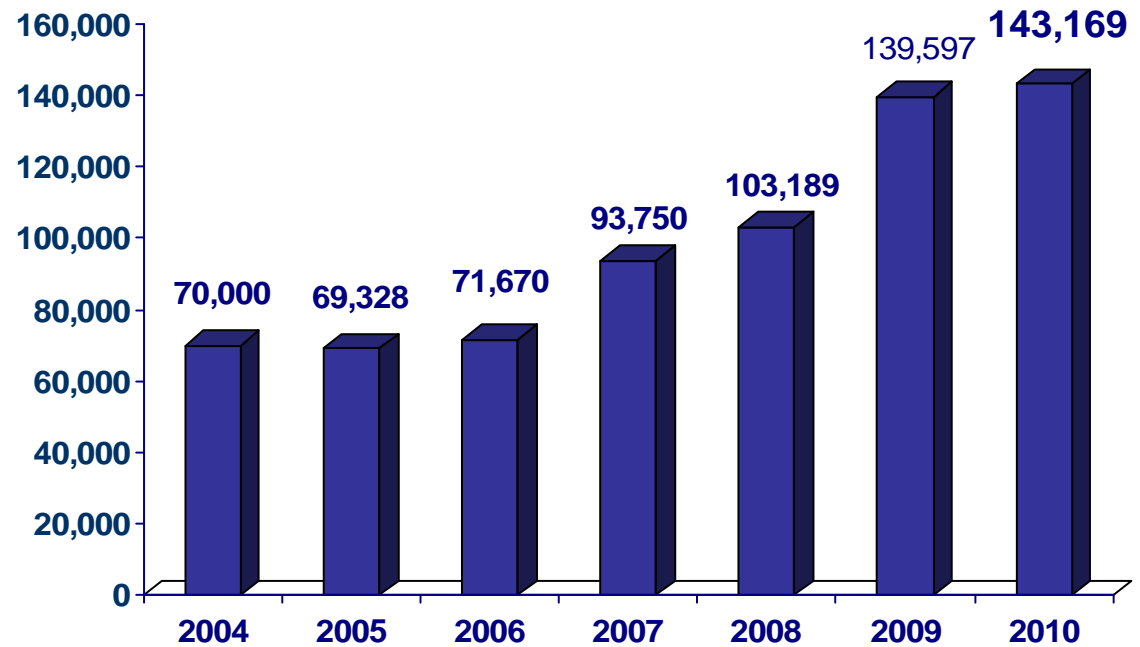
SYEP Intake Sites (Staten Island)



Applications

- 143,169 applications received in 2010
- Over 80% submitted online

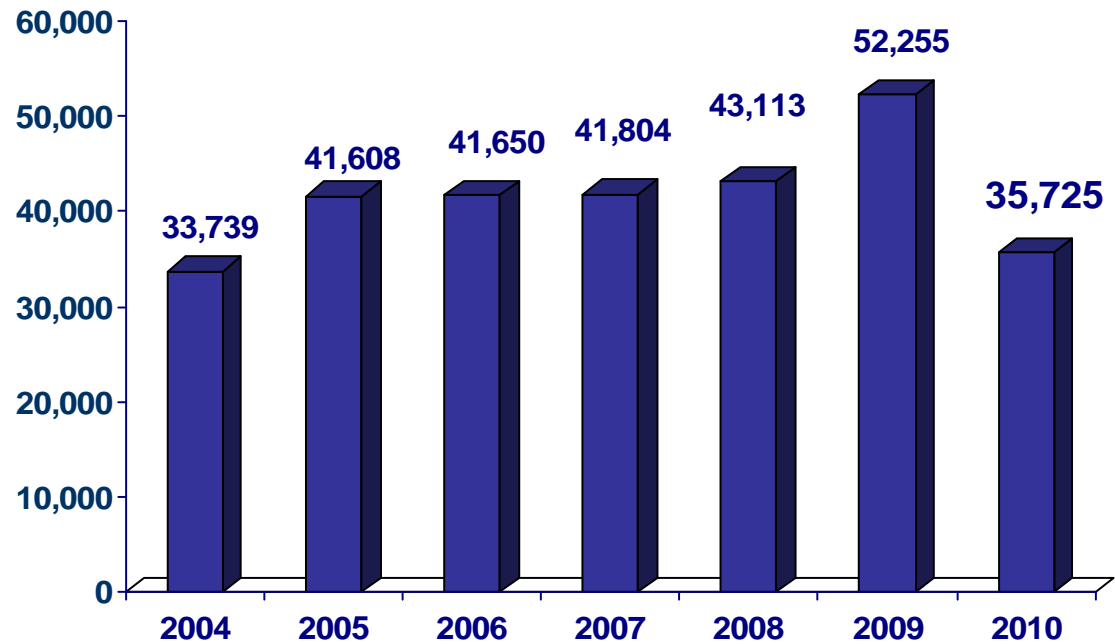
Applications Received




Enrollment

- 35,725 participants enrolled in 2010
- 25% of applicants accepted

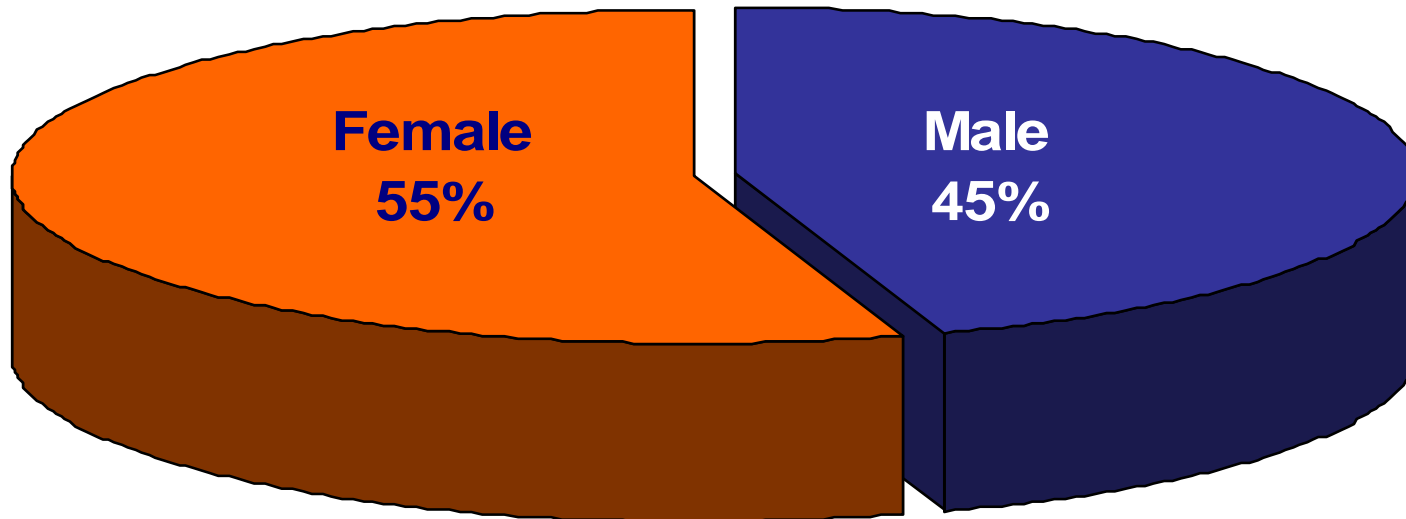
Participants Enrolled



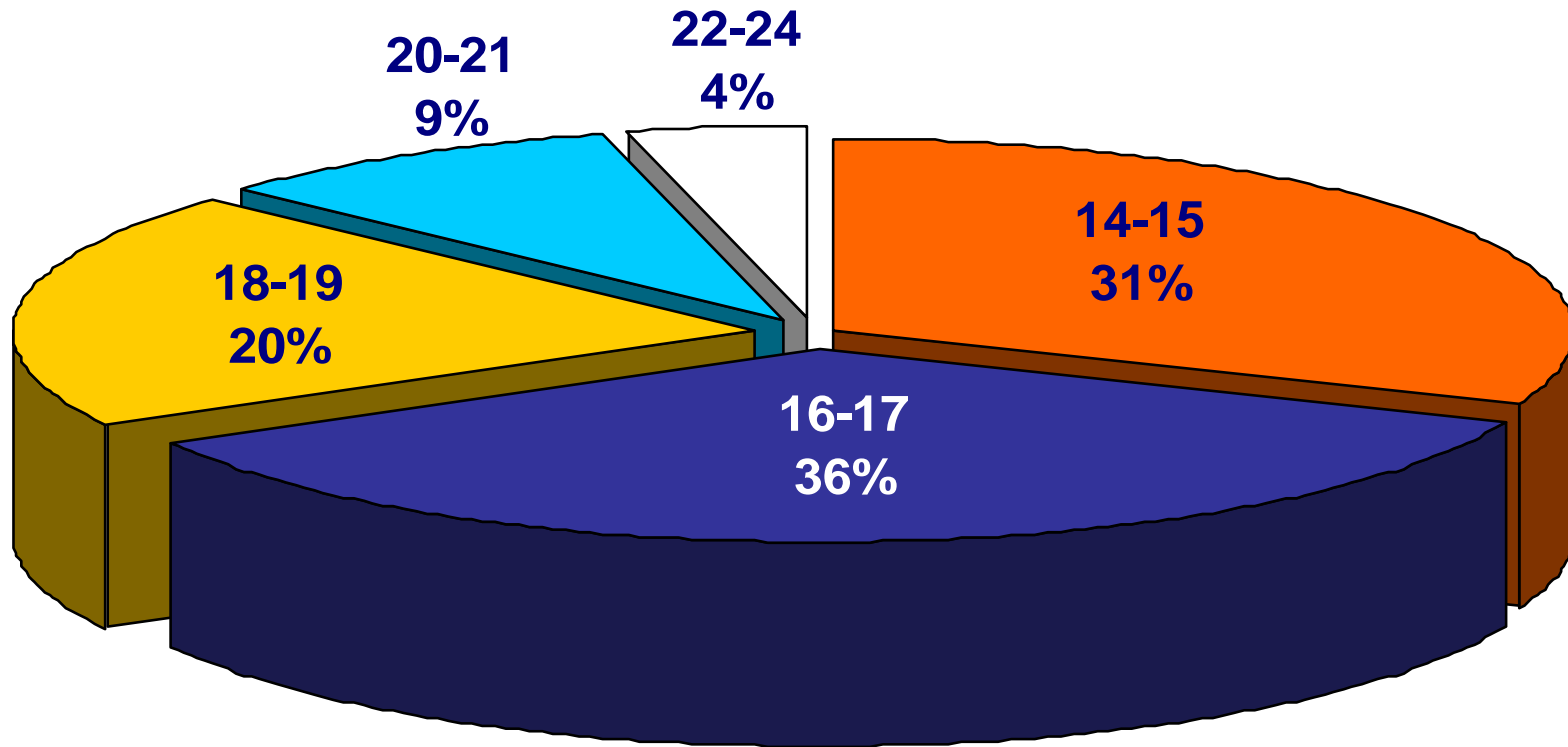
Enrollment By Borough



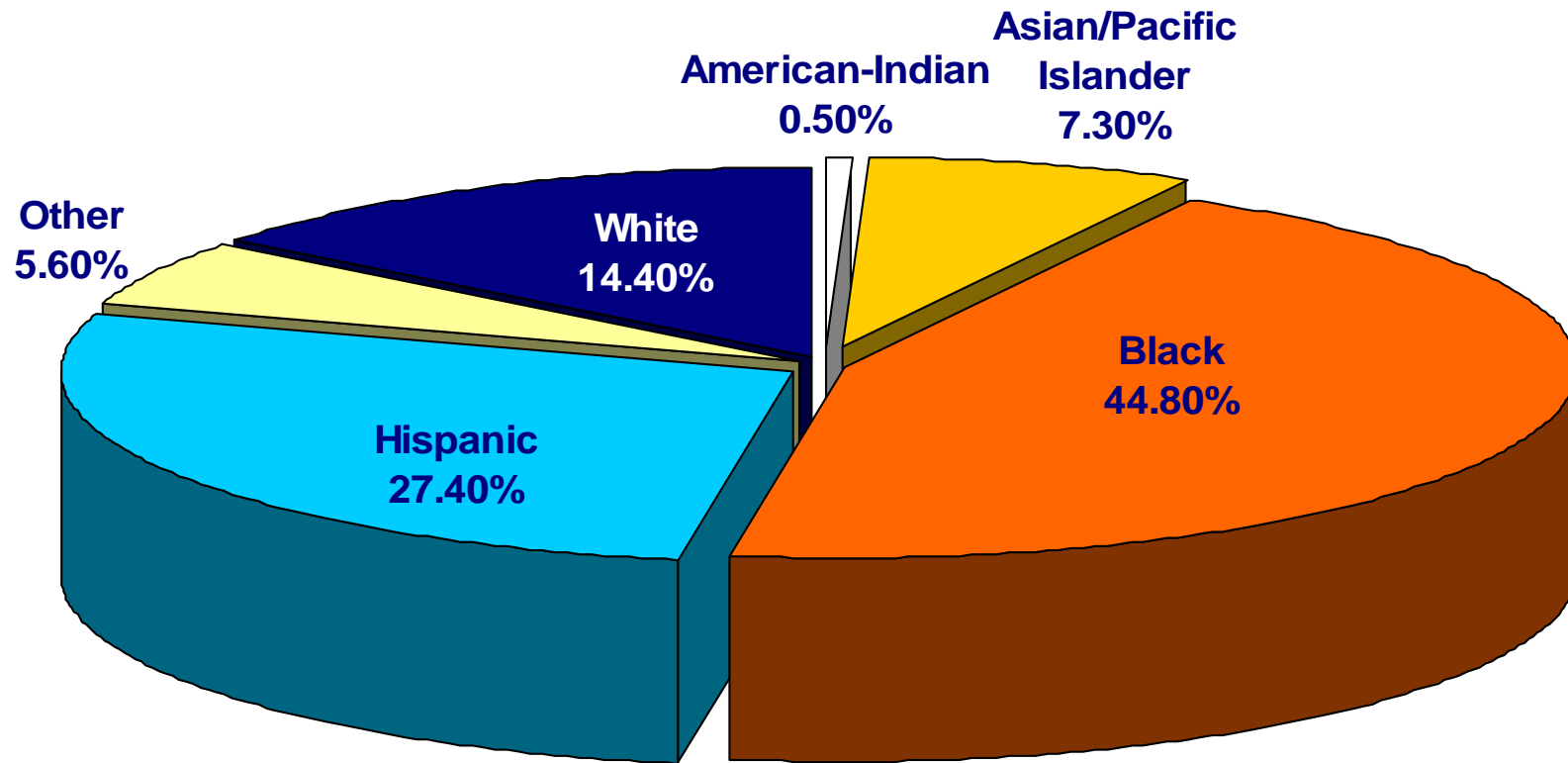
Enrollment By Gender



Enrollment By Age



Enrollment By Ethnicity



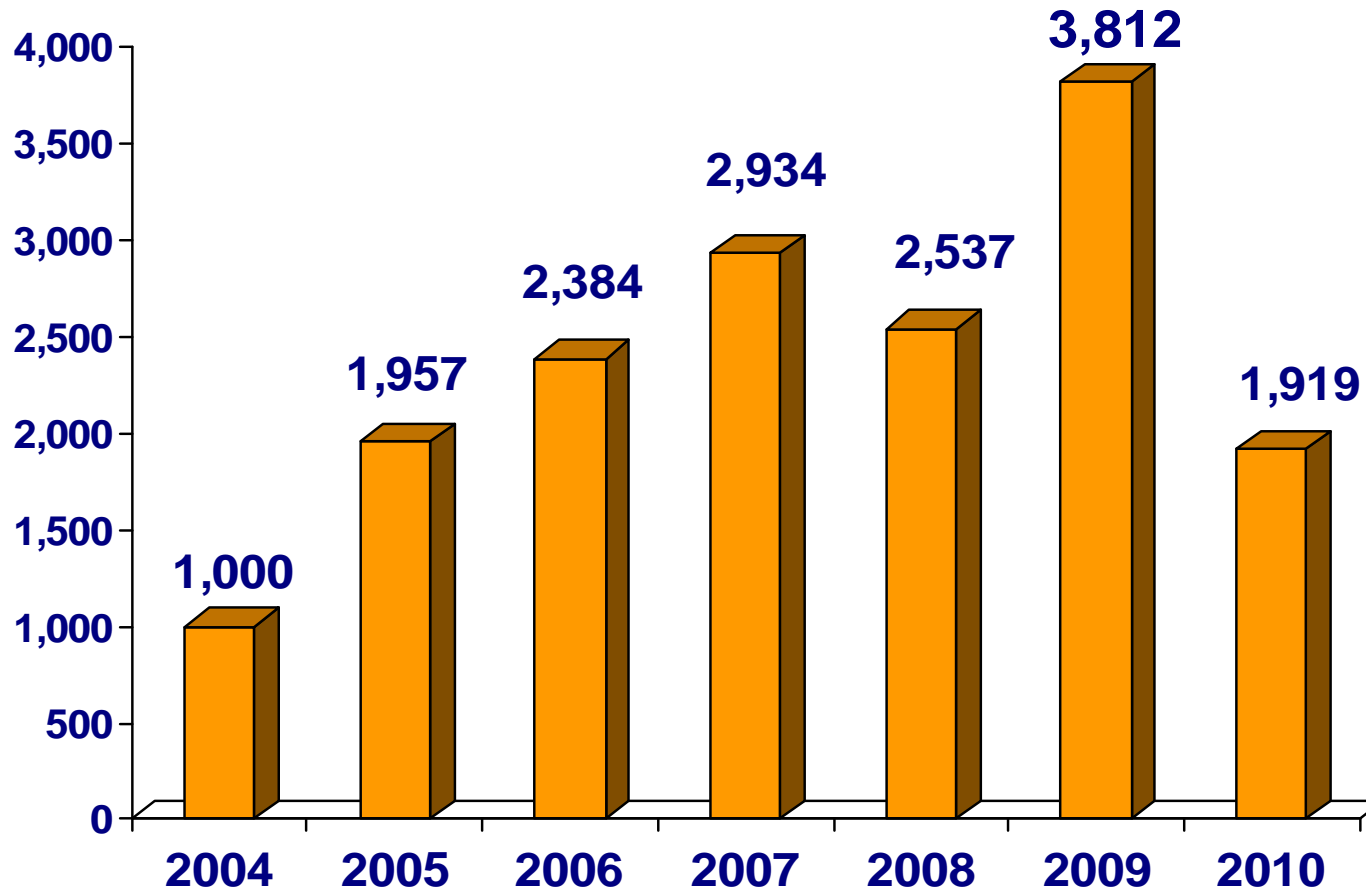
Serving Vulnerable Youth

- **5 SYEP programs allocated slots to serve vulnerable youth**
 - Foster care
 - Runaway/Homeless
 - Court-involved
- **Organizations providing SYEP include:**
 - Asociaciones Dominicanas
 - Harlem Commonwealth
 - Henry Street Settlement
 - Police Athletic League
 - Vanguard Urban Improvement Association
- **600 vulnerable youth enrolled**

Serving Youth With Disabilities

- 25 SYEP providers allocated slots to serve youth with disabilities
- Separate lottery competition
- 1,919 participants self-identified as disabled
- Youth were employed throughout the five boroughs in hospitals, nursing homes, schools, community centers and small businesses where they performed clerical work and were apprenticed in trade skills

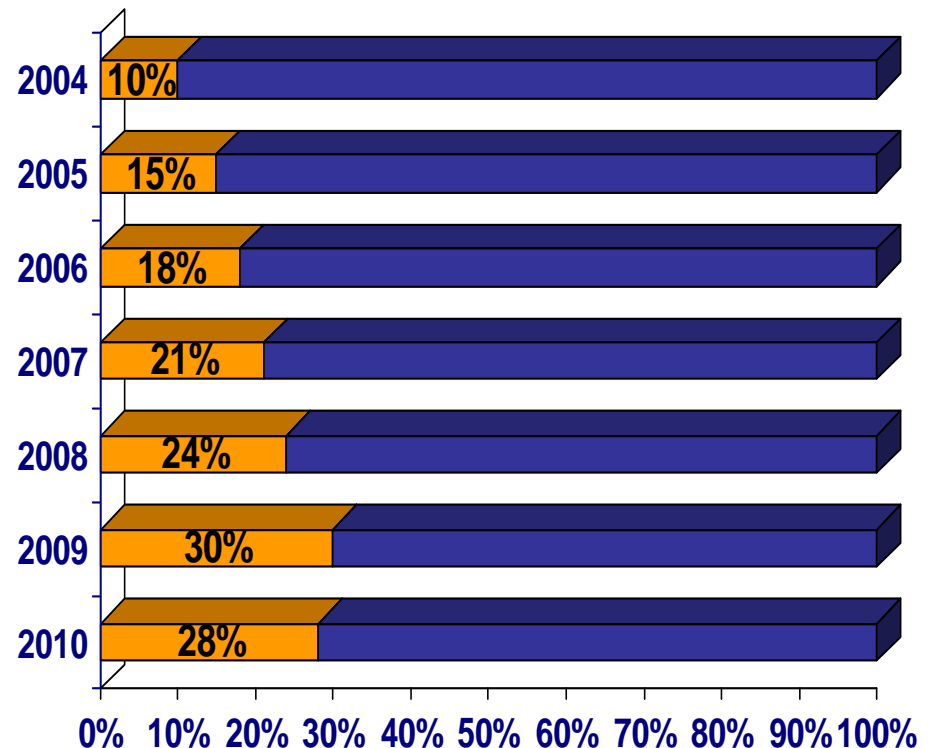
Youth With Disabilities Enrolled



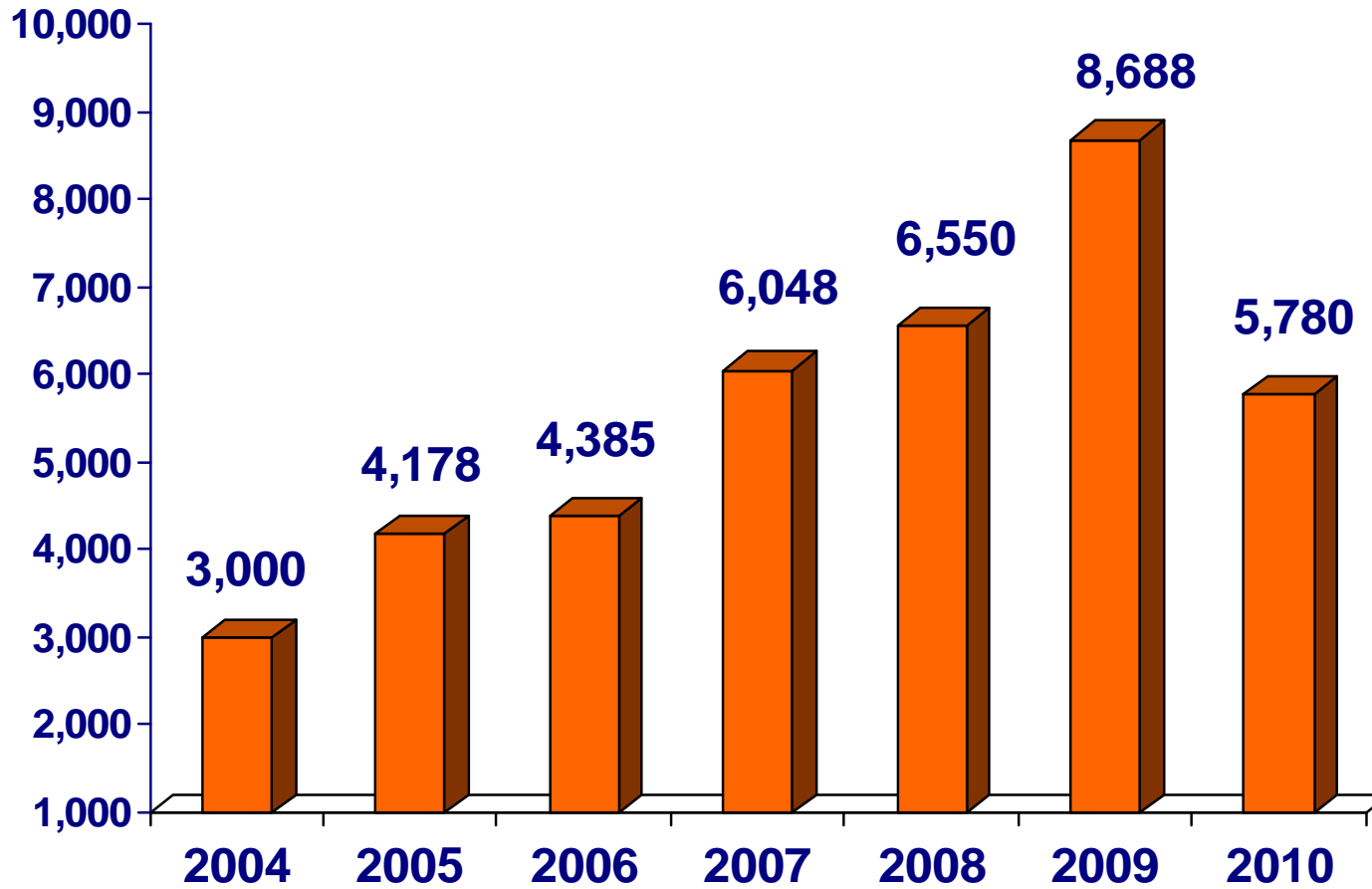
Private Sector Worksites

- RFP encouraged contractors to seek private sector placements
- 30 percent of worksites were in the private sector including placements at:
 - A & E Stores
 - Barnes & Noble
 - Best Buy
 - CVS Pharmacies
 - Emmis Communication
 - JC Penney's
 - Marshall's
 - Staples
 - Walgreen's
 - Small businesses including doctors offices, law firms, architecture & engineering firms and privately-owned retail businesses

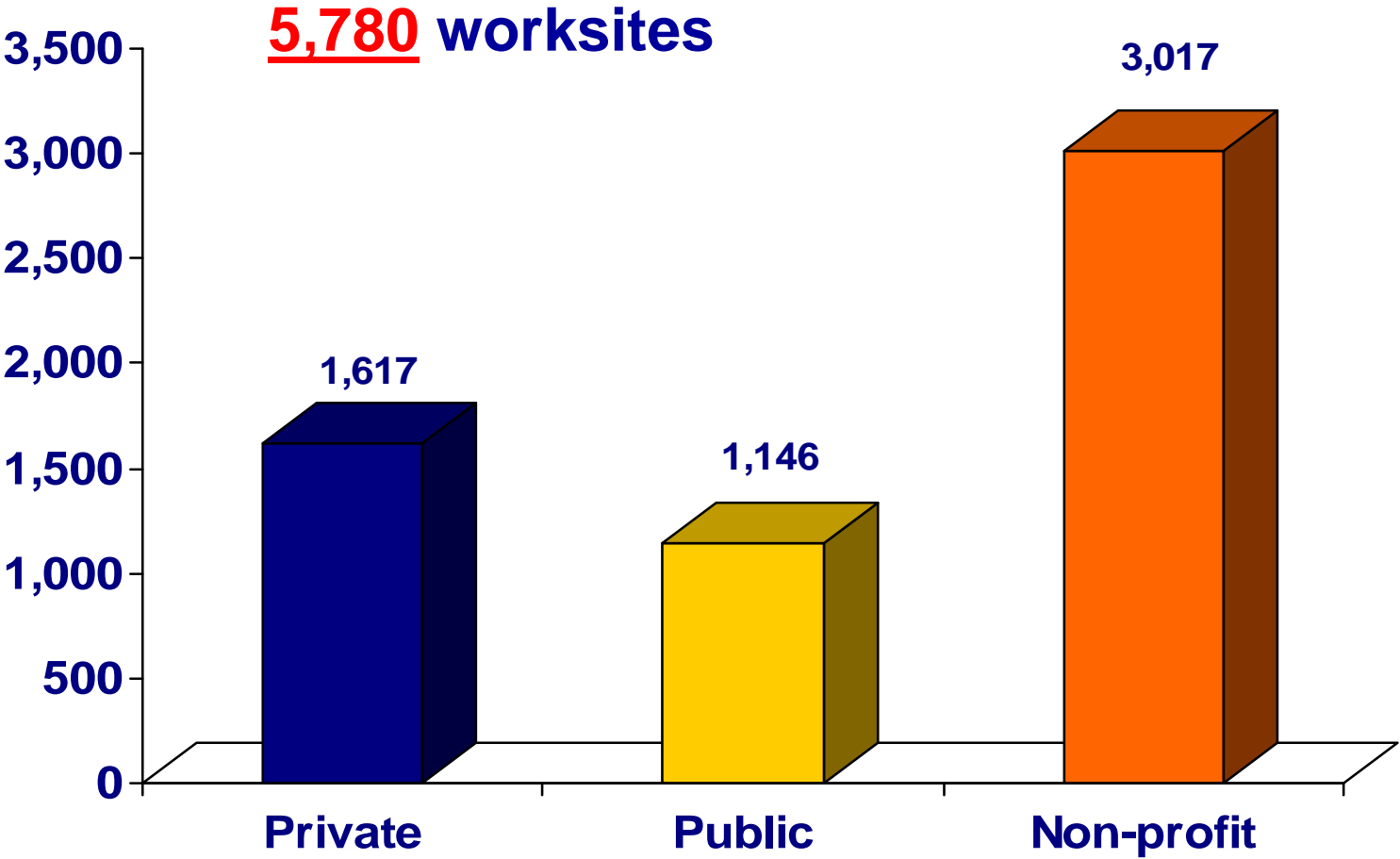
Breakdown of SYEP Worksites



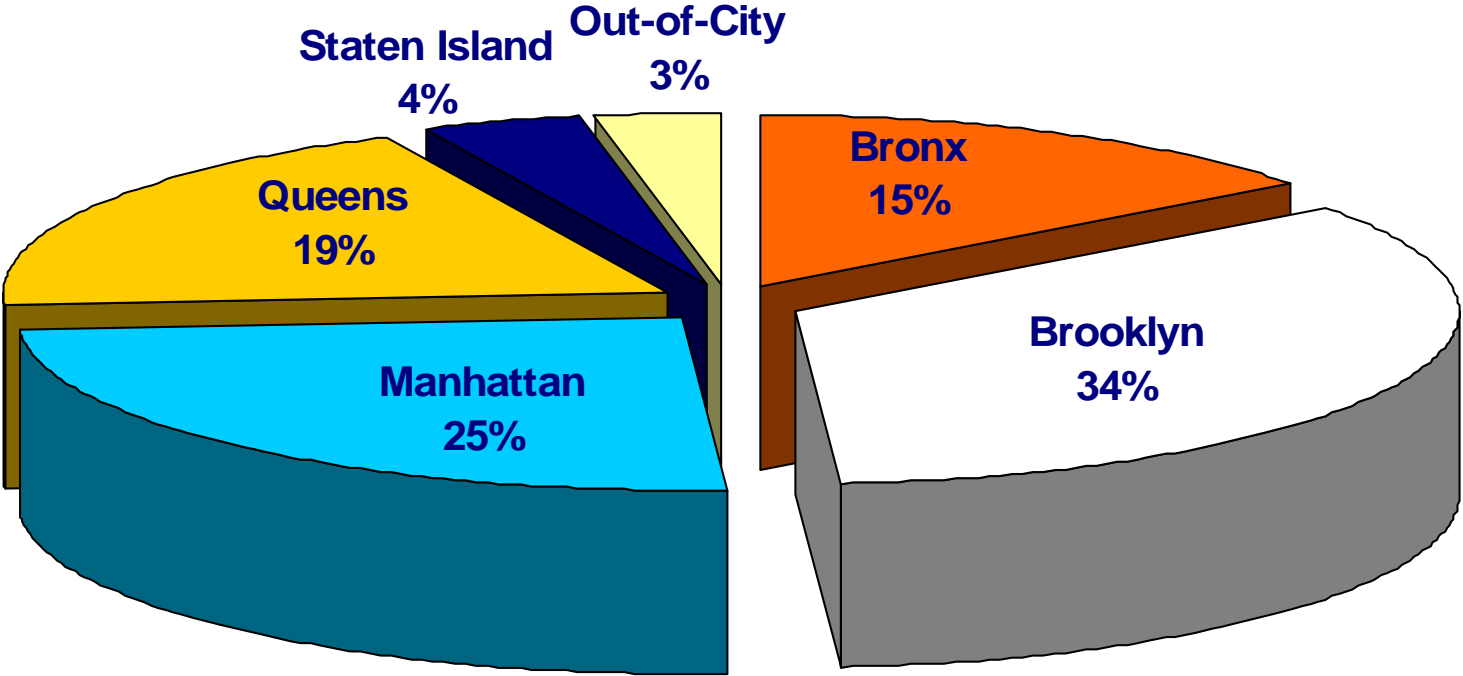
Total Worksites



Worksite Sector Breakdown



Worksites By Borough



Types of Worksites

Category	# of Worksites	% of Total
Day Care/Camps	1,669	28.9%
Government Agency	854	14.8%
Community/Social Service	747	12.9%
Educational Services	606	10.5%
Retail/Trading	569	9.8%
Healthcare/Medical	471	8.1%
Arts and Recreation	428	7.4%
Real Estate/Property	120	2.1%
Hospitality/Tourism	101	1.7%
Cultural Program	64	1.1%
Technology	62	1.1%
Financial Services	48	0.8%
Legal Services	41	0.7%
Grand Total	5,780	

Education Component

- At least 16 hours are dedicated to education and training on topics such as:

- Work readiness
- Financial literacy
- Career exploration
- Post-secondary education options
- Health education



- DYCD provided a standardized curriculum & facilitator training

Pay Card System

- 4 Bank and ATM networks provided fee-free ATM transactions, including:

- Citibank
- HSBC
- TD Bank
- Allpoint



- Participants provided with access to:
 - 'Visa' branded card with fee-free store transactions
 - Pay card usage instruction materials
 - Online card activity information
 - End-of-program earnings statement



Bank Accounts

- Free checking accounts offered to 18+ participants
- Partnership with NYC Department of Consumer Affairs
- Participating banks include:
 - Checkspring Bank
 - Citibank
 - Cross County Federal Savings
 - JP Morgan Chase
 - Municipal Credit Union
 - New York Community Bank
- Over 2,000 accounts opened during SYEP enrollment
- Participants received direct deposit of SYEP pay



Payroll Stats

Payroll	Gross Payroll
July 23 rd	\$9.0 million
August 6 th	\$11.2 million
August 20 th	\$10.9 million
September 3 rd	\$5.2 million
Supplemental Payrolls*	\$130,655
Total	\$36.4 million

* As of October 1, 2010

Program Transparency

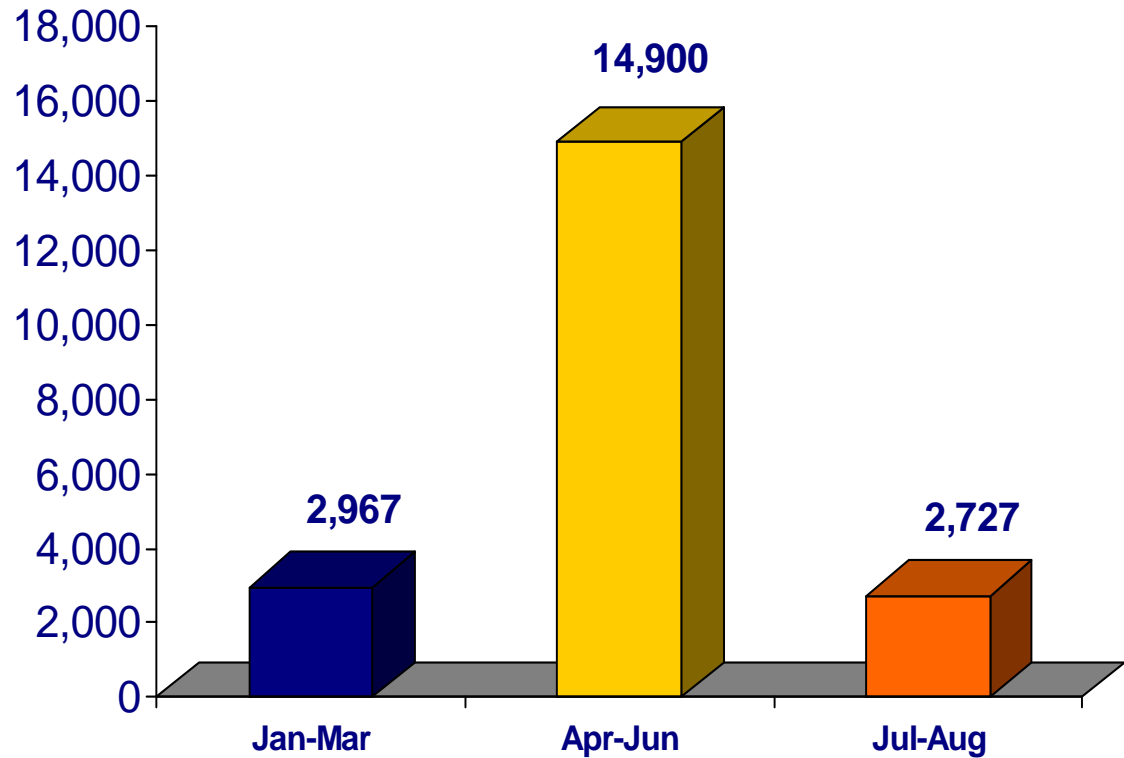
- E-mail confirmations, reminders & selection notices to youth who applied online
- Ability to check lottery status, hours worked and pay history from DYCD website
- Online pay card videos & printed instructions on how to access pay
- All participants are mailed earnings statements in September
- W-2s mailed to participants in January

Youth Connect Calls

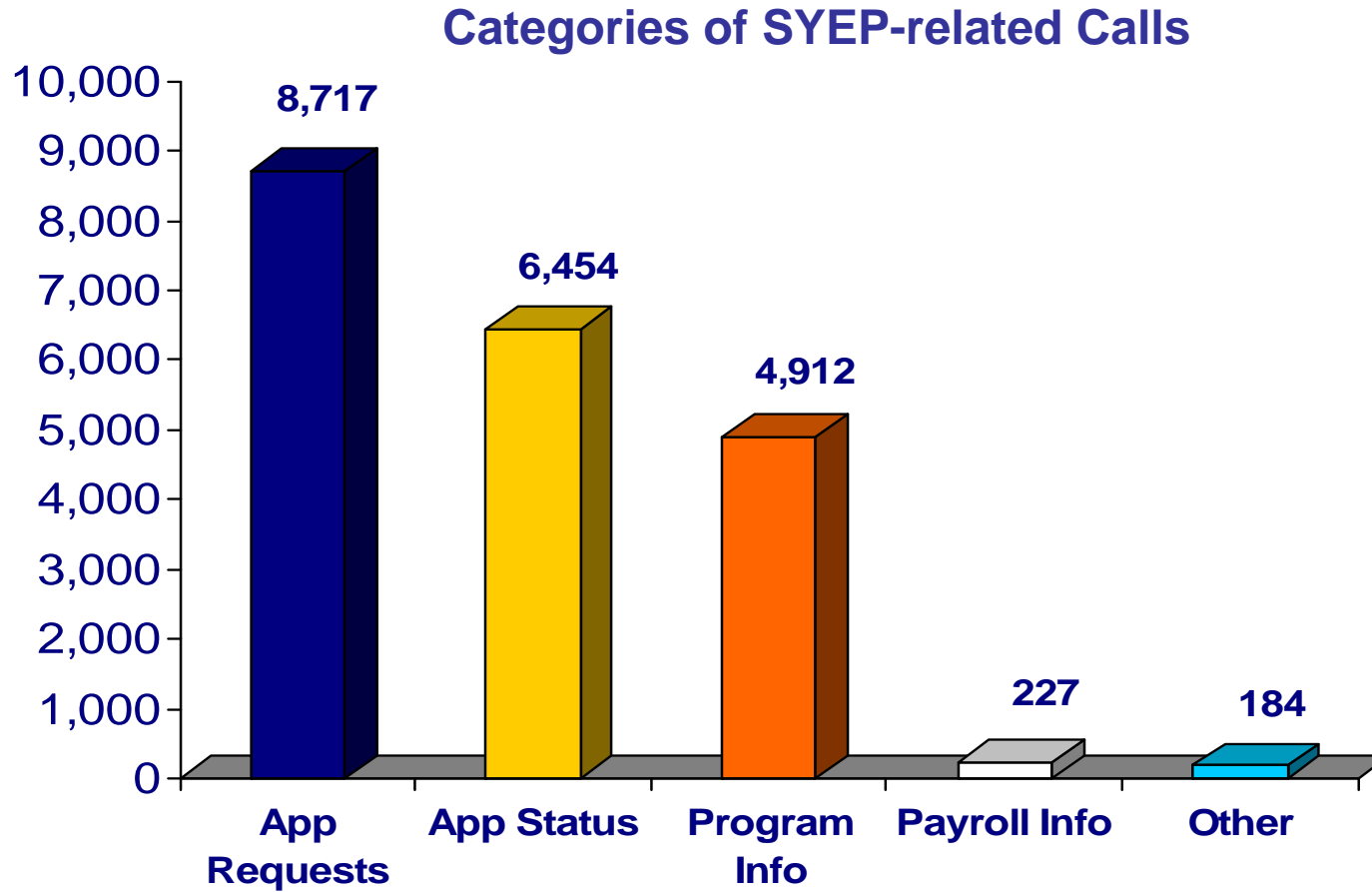
- Youth Connect received 20,494 calls regarding SYEP from January to August

Youth Connect
1-800-246-4646

Calls – Jan to Aug 2010



Youth Connect Calls



Working With Our Providers

- Monthly program meetings with all providers
- **Provider Staff Training**
 - Worksite Development & Management
 - Education Workshop Facilitation
 - SYEP Online Enrollment system
 - Payroll training
- **Resources made available to providers include:**

Resources

- Human Resources Administration, Teen Pregnancy Prevention
- Mayor's Office to Combat Domestic Violence
- Mayor's Office of Immigrant Affairs
- NYC Department of Consumer Affairs, Office of Financial Empowerment
- Workforce Professionals Training Institute (WPTI)
- The Center for After-School Excellence (www.afterschoolpathfinder.org)

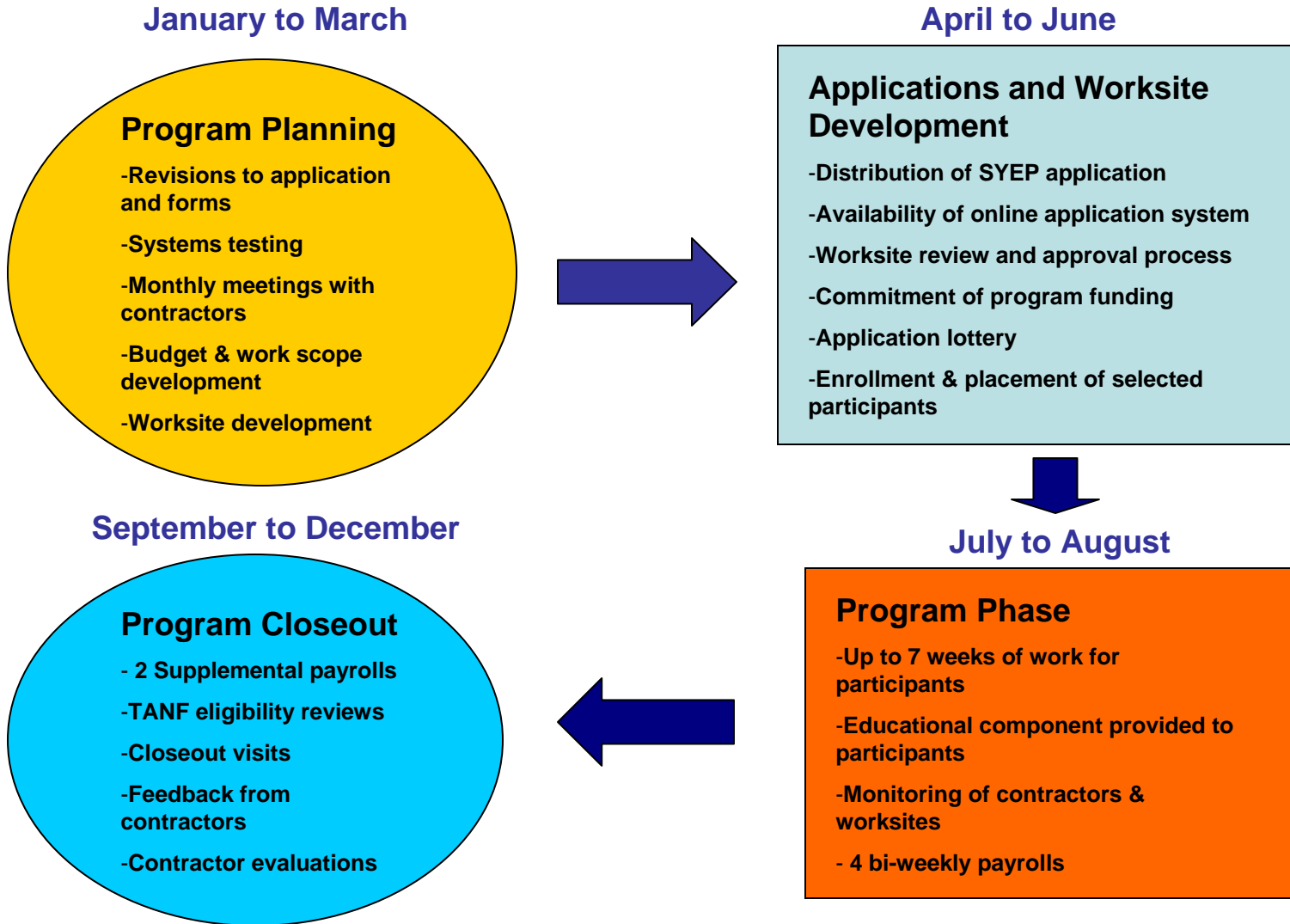
Placement Opportunities facilitated by DYCD

- CVS Pharmacies
- NYC Parks Department
- Walgreen's

Participant Survey

- **70% would not have a job without SYEP**
- **Most popular use of SYEP earnings:**
 - Clothes
 - Savings
 - Food
 - Help with household expenses
- **Most important lessons learned from SYEP:**
 - Getting along with supervisor & co-workers
 - Job skills
 - Budgeting earnings
- **95% rated SYEP experience 'Excellent' or 'Good' & indicated that they benefited from SYEP**

Annual Program Timeline





SYEP SUMMER JOBS

APPLY TODAY!
www.nyc.gov/dycd

Application deadline is May 21

The Summer Youth Employment Program (SYEP)
open to all NYC residents between the ages of 14-24

**For more information, call 311
or 1-800-246-4646**

NYC Department of
Youth & Community
Development