

Safety City: a special place to learn traffic safety skills



New York City
Michael R. Bloomberg, Mayor



New York City
Department of Transportation
Janette Sadik-Khan, Commissioner



WHY SAFETY CITY?

Motor vehicle crashes are the leading cause of preventable death to New York City children between 5 and 14 years old. In addition, about 4,000 children in this age group are injured each year in traffic-related incidents.

Young children are at high risk on our streets because:

- ◆ They believe if they can see a driver, the driver sees them
- ◆ They think cars can stop instantly and that cars are “friendly”
- ◆ They cannot tell exactly where sounds come from
- ◆ They cannot judge the speed of traffic
- ◆ Their field of vision is one-third that of adults
- ◆ They do not recognize or react to dangers they have not experienced

Traffic safety training to prevent death and injury must start early in life. The Safety City program helps children learn how to make safer decisions when they cross streets, ride in cars, and drive bicycles. The learn-by-doing method keeps students looking, listening, talking and examining in a realistic, yet protected environment. As active participants in the educational process, the children internalize behaviors that will keep them safer for a lifetime.

THE SAFETY CITY PROGRAM

Indoor Learning Center

A classroom serves as a traffic safety learning center complete with a sound system, video equipment and up-to-date learning materials. Activities are designed to build self-esteem and strengthen the students' ability to make safer choices when traveling around the city. They also reinforce NYC's curriculum in areas including language arts, science, mathematics and social studies.

Outdoor Simulated Environment

Children learn and practice their safety skills on a fenced-in street and intersection with real cars and trucks, pavement markings, traffic and pedestrian signals, street signs and other “street furniture.”

Instructional Team

Specially-trained police officers, student interns, and health care providers work alongside safety education professionals during on-site visits. Speakers are available to visit schools throughout the year to highlight concepts learned at Safety City.



Chester B., age 8

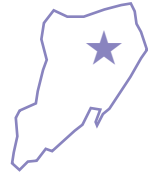
SAFETY CITY SITES



★ Staten Island Safety City

Petrides Educational Complex, 715 Ocean Terrace
718/390-5150.

The large outdoor streetscape includes a signalized intersection, curve and a cul-de-sac — environments found throughout residential areas on Staten Island.



★ Brooklyn Safety City

Woodhull Hospital 760 Broadway 718/963-6858.

The indoor and outdoor learning centers are located in the hospital. Woodhull's participation emphasizes the strong relationship between traffic safety, public health and injury prevention.



★ Manhattan Safety City

PS 92, 222 W. 134th Street 212/368-7653.

The rear wall of the streetscape, set up in the schoolyard of PS 92, is highlighted by a mural depicting the Harlem neighborhood where Safety City is located. It was painted by a community group.



★ Queens Safety City

Forest Park, 107-02 Myrtle Avenue 718/805-4510.


A red brick Parks Department building houses the indoor classroom. The streetscape is located on a road within Forest Park, a short distance from the classroom.



★ Bronx Safety City

837 Brush Avenue 718/822-4116

The large outdoor street is a realistic yet protected continuation of Lafayette Avenue, with a full-sized signalized intersection and wide sidewalks.





Christian A., age 10

★ Access Safety City

W. 158th Street and Riverside Drive,
Manhattan 212/795-3046

This site is accessible to children, teens and adults with visual, hearing or mobility disabilities, as well as 3rd grade students.



Safety City is open to the public (by appointment) for assistance with installing safety seats and fitting bicycle helmets.

Visit our web site at nyc.gov/calldot

For Government Services and Information for NYC dial 311

