

**New York City Resources**  
 NYCDOT Truck and Commercial Vehicle Information  
[www.nyc.gov/trucks](http://www.nyc.gov/trucks)  
 NYCDOT Truck Permit Unit 212-839-6341  
 Commercial Motor Vehicle Tax (CMVT) [www.nyc.gov/finance](http://www.nyc.gov/finance) 212-361-1210  
 NYCDOT Office of Freight Mobility 212-839-6670  
 NYSDOT Long Island (in Nassau and Suffolk Counties) 631-952-6022

**State and Regional Information and Resources**  
 NYSDOT Truck Information [www.nysdot.gov/portal/page/portal/modal/truck](http://www.nysdot.gov/portal/page/portal/modal/truck)  
 New York State Permitting [www.nypermits.org](http://www.nypermits.org)  
 New York State - One Stop Credentialing and Registration (OSCAR) [www.oscar.state.ny.us/OSCAR/OSCARCarrierHome](http://www.oscar.state.ny.us/OSCAR/OSCARCarrierHome)  
 Port Authority of New York and New Jersey [www.panynj.gov](http://www.panynj.gov) 212-435-7000/1-800-221-9903  
 MTA Bridges and Tunnels [www.mta.info/bandt](http://www.mta.info/bandt)

Need more info or maps?  
 Call 311 or (212) NEW-YORK from outside NYC  
 Or visit [www.nyc.gov/trucks](http://www.nyc.gov/trucks)  
 NYC 311 your city, your needs, your number.



These signs are used to indicate the Truck Route System. They are posted at intersecting truck routes and along the routes themselves.



Negative signs, as depicted above, restrict trucks only to local deliveries. However, as per Section 4-13 of the Traffic Rules, all trucks must utilize the intersection closest to their destination in order to be accessed a destination. Signage is not required to be posted to enforce the truck route regulations.



All commercial vehicles and trucks are prohibited from utilizing the Parkway system in New York City. These signs are posted on roadways and parkways which restrict travel by these types of vehicles.

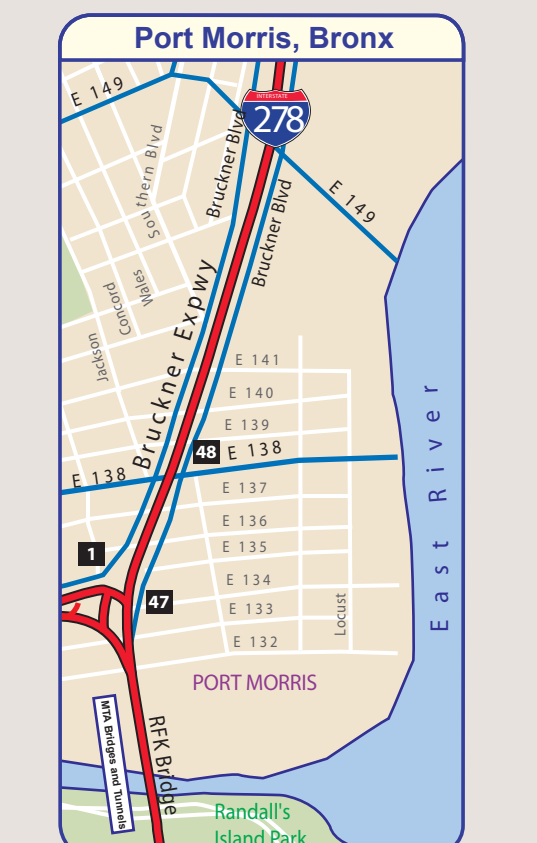
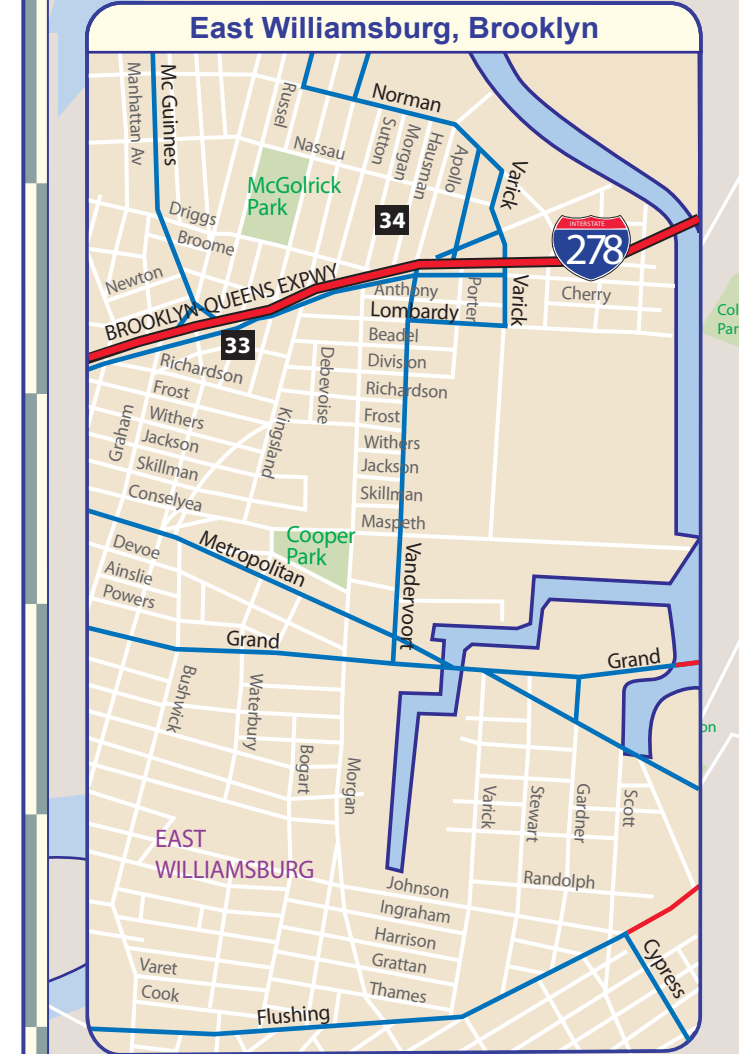
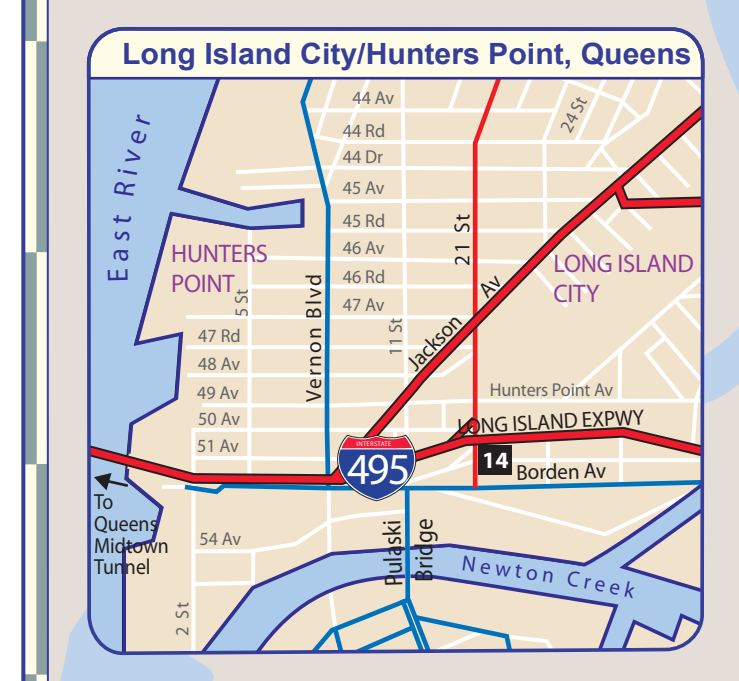
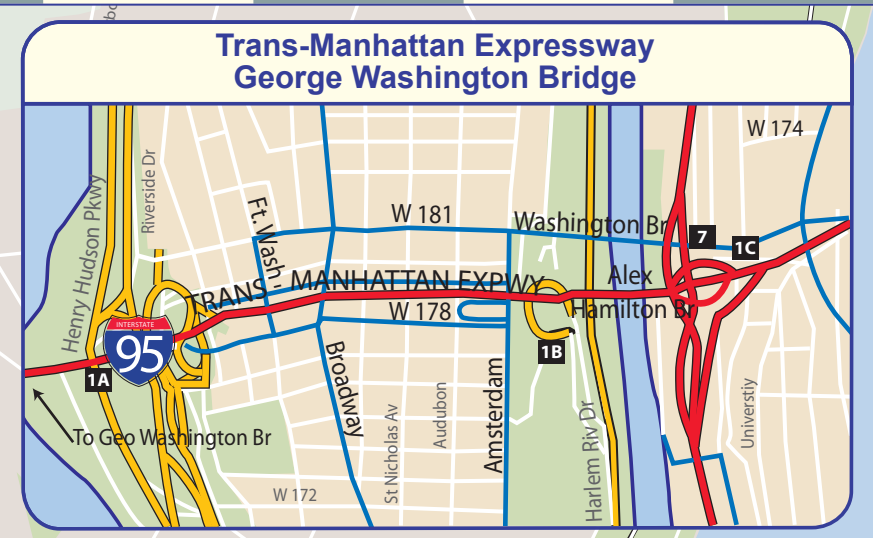


**IMPORTANT ADVISORY**  
 Please be advised that commercial vehicles cannot travel on most Parkways.  
 All trucks must travel on designated Local and Through Truck Routes to the intersection nearest their destination. All posted restrictions must be obeyed.

**LEGEND**

- Local Truck Routes
- Limited Local Truck Routes
- Through Truck Routes
- Through Truck Routes on Expressway
- COMMERCIAL VEHICLES PROHIBITED on Parkways and Other Highways
- Principal Streets
- Parks
- Open Space or Cemeteries
- Industrial or Institutional Areas
- Airports
- Interstate Route
- Interstate and Highway Exits
- MTA Bridges and Tunnels
- Port Authority of NY & NJ
- Transportation Facility Operator\*

\* Truck restrictions vary by facility. For more information, refer to the Resource section of this map.



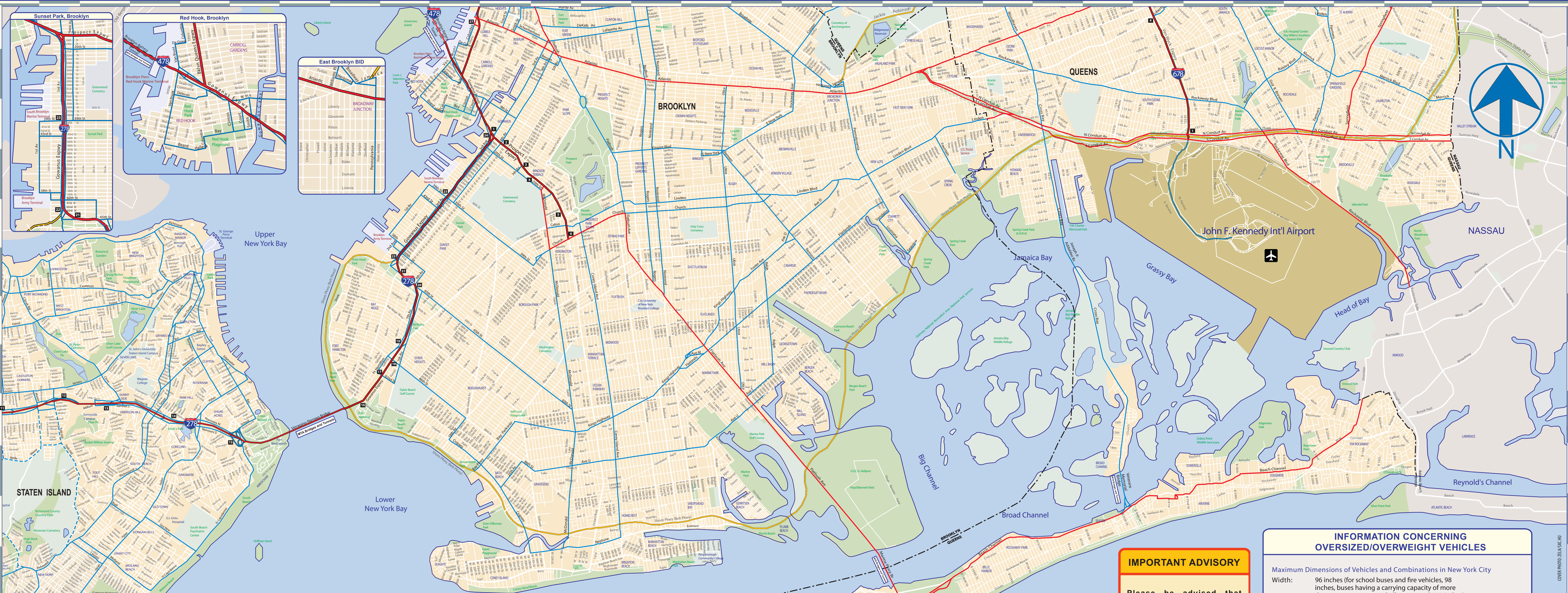
**LIMITED TRUCK ZONES**

- Zone A - Chelsea
- Zone B - Chinatown
- Zone C - Greenwich Village
- Zone D - Little Italy
- Zone E - Lower East Side
- Garment District
- Financial District
- Midtown Core

No operator of a truck that operates, enters, stands or park his/her vehicle upon any of the streets designated within these Limited Truck Zones except for the purpose of making a delivery, loading or servicing within said zone and traveling on the respective routes as designated in Sections 4-13 (b)(1)(3) and 4-13 (b)(1)(4) of the NYC Traffic Rules.

No operator of a vehicle having an overall length of 35 feet or more shall enter his/her vehicle upon any of the streets designated within these Limited Truck Zones as designated in Section 4-13 (b)(1)(3) of the NYC Traffic Rules.





### INFORMATION FOR OVERWEIGHT/OVERDIMENSIONAL PERMITS

Each of the transportation providers in New York City has special requirements regarding the movement of Oversized or Overweight Vehicles over their facilities. These include the New York City Department of Transportation, the MTA Bridges and Tunnels, and the Port Authority of New York and New Jersey.

Within New York City Overdimensional Permits are issued by:

DOT-Bridges Truck Unit  
55 Water Street,  
New York NY 10041  
Tel: (212) 839-6341

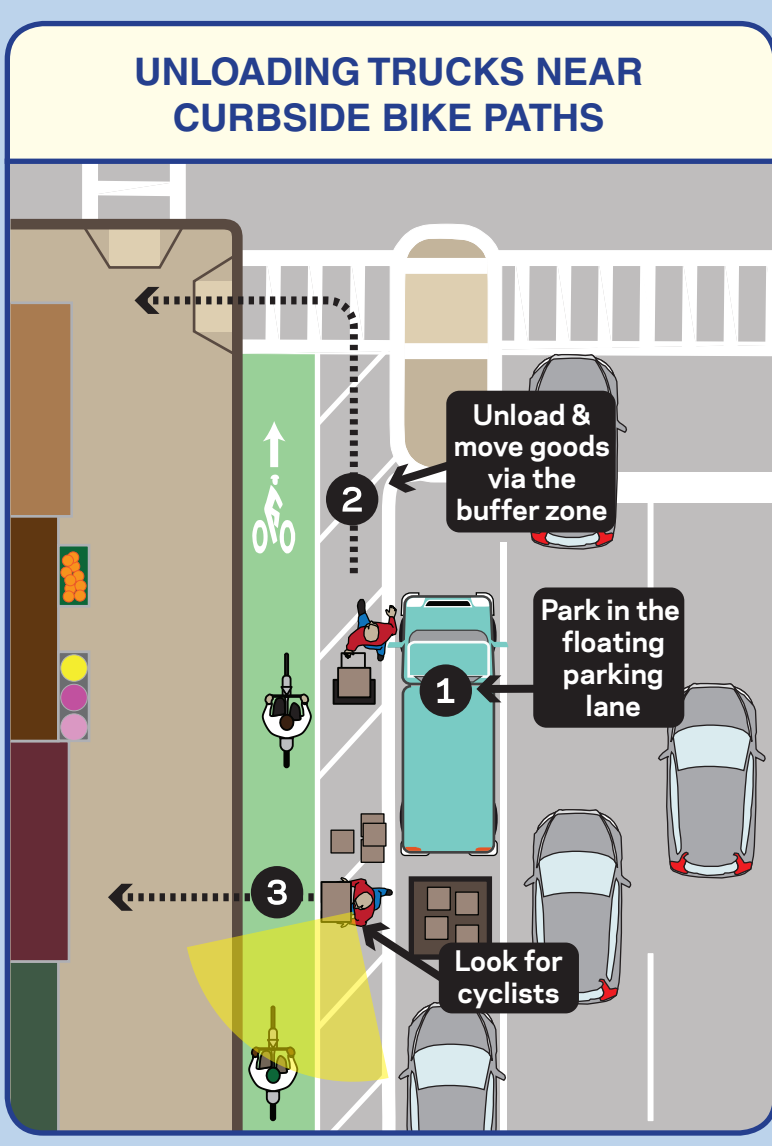
### LEGEND

	Local Truck Routes		Parks
	Limited Local Truck Routes		Open Space or Cemeteries
	Through Truck Routes		Industrial or Institutional Areas
	Through Truck Routes on Expressway		Airports
	Parkways (NO COMMERCIAL VEHICLES)		Interstate Route
	Principal Streets		Interstate and Highway Exits
	Transportation Facility Operator*		

\* Truck restrictions vary by facility. For more information, refer to the Resource section of this map.

This map is to be used for reference purposes only. Please refer to the New York City Traffic Rules for the most current traffic regulations governing truck routes as well as permissible truck weights and dimensions. Information on this map is subject to change without notice. Always observe all posted restrictions as limitations may apply to designated truck routes.

Revised by NYCDOT, February 2010



See a mistake? Please help us make the next edition of this map more accurate. Inform the New York City Department of Transportation about any inaccuracies or omissions you may notice by emailing truckroute@dot.nyc.gov or calling 212-839-6670.

### IMPORTANT ADVISORY

Please be advised that commercial vehicles cannot travel on most Parkways.

All trucks must travel on designated Local and Through Truck Routes to the intersection nearest their destination. All posted restrictions must be obeyed.

### INFORMATION CONCERNING OVERSIZED/OVERWEIGHT VEHICLES

Maximum Dimensions of Vehicles and Combinations in New York City

Width: 96 inches (for school buses and fire vehicles, 98 inches, buses having a carrying capacity of more than seven passengers shall not exceed 102 inches). [34 RCNY §4-15(b)(1)]

Height: 13 1/2 feet. [34 RCNY §4-15(b)(2)]

Length: Articulated buses - 65 feet. [34 RCNY §4-15(b)(3)]  
Semi-trailer - 55 feet. [34 RCNY §4-15(b)(4)]  
Single vehicles (except articulated buses and semi-trailers) - 35 feet. [34 RCNY §4-15(b)(3)]

Example of Legal Combination      Example of Illegal Combination

### TRUCK RELATED VIOLATIONS CODES AND DEFINITIONS

**Truck Route Definitions**

**TRUCK**  
Pursuant to 34 RCNY §4-13, a truck is defined as any vehicle or combination of vehicles designed for the transportation of property, which has either of the following characteristics: two axles, six tires; or three or more axles.

**LOCAL TRUCK ROUTE**  
Trucks with an origin or destination for the purpose of delivery, loading or servicing within the respective Borough, shall only operate on designated local routes, except that an operator may operate on a non-designated street for the purpose of arriving at his/her destination. This shall be accomplished by leaving a designated truck route at the intersection that is nearest to their destination, proceeding by the most direct route, and then returning to the nearest designated truck route by the most direct route. If the operator has additional destinations in the same general area, he/she may proceed by the most direct route to his/her next destination without returning to a designated truck route, provided that the operator's next destination does not require that he/she cross a designated truck route.

**THROUGH TRUCK ROUTE**  
Trucks having neither an origin nor a destination within the respective Borough shall restrict the operation of such vehicles to those street segments designated as Through Truck Routes.

**LIMITED LOCAL TRUCK ROUTE**  
Some of the roadways in Staten Island are designated as Limited Local Truck Routes. These roadways serve as Local Truck Routes but are limited to trucks with two axles and six tires.

**Off-Truck Route Violations**  
New York City Truck Routes are designated in Section 4-13 of the New York City Traffic Rules.

Queens	4-13(b)
Staten Island	4-13(c)
Manhattan	4-13(d)
Brooklyn	4-13(e)
Bronx	4-13(f)

The New York City interstate routes approved for 53 foot trailers are: I-95 between the Bronx-Westchester County line and I-295, and I-295 to I-495 via the Throgs Neck Bridge and I-495 between I-295 and the Queens-Nassau County line.

On I-95 between I-287 and I-295, on I-295 between I-295 and I-495, and on I-495 between I-95 and the Nassau-Queens county line, a semi-trailer over 48 feet (but not over 53 feet) may be operated if the distance between the kingpin of the semi-trailer and the centerline of the rear axle or rear axle group does not exceed 43 feet, and if the semi-trailer is equipped with a rear-end protective device of substantial construction consisting of a continuous lateral beam extending to within 4 inches of the lateral extremities of the semi-trailer and located not more than 22 inches from the surface as measured with the vehicle empty and on a level surface. [NY Vehicle and Traffic Law §385(3)(e)]

In double bottom operation, a semi-trailer or trailer may not exceed 28 1/2 feet. [NY Vehicle and Traffic Law §385(3)(b)]

Combination of Vehicles - 55 feet except that on qualifying highways and access highways there is no limit on length. [34 RCNY §4-15(b)(4), NY Vehicle and Traffic Law §385(4)(b)(1)]

NOTE: The provisions of Section 4-15 shall not apply to any vehicle authorized by the Federal Surface Transportation Assistance Act of 1982, as amended, when such vehicle is operating pursuant to the provisions of such Act.

**Permissible Gross Weight of Vehicles And Combinations With Pneumatic Tires**

Weight per inch width of tire on one wheel - 800 pounds. [34 RCNY §4-15(b)(6)]

Weight on any one wheel - 11,200 pounds. [34 RCNY §4-15(b)(7)]

Weight on any one axle - 22,400 pounds. [34 RCNY §4-15(b)(8)]

Weight on any two consecutive axles less than 10 feet apart - 36,000 pounds. [34 RCNY §4-15(b)(9)]

Weight on any three axles (34,000 lb. Plus 1,000 lb. Per foot and major fraction of a foot between first and last axles, center to center). However, total weight should not exceed 80,000 lb. [34 RCNY §4-15(b)(10)]

**Weight And Height Restrictions On Bridges, Viaducts And Other Structures**

No vehicle or combination of vehicles may be operated over, on or through any bridge, viaduct or other structures on any highway if the weight of such vehicle or combination of vehicles and load is greater than the posted capacity of the structure or exceeds the height of the posted clearance as shown by an official sign or other marking or device. [34 RCNY §4-15(b)(13)]